

OF FEELING BROUGHT THAT US!
INTO THE AIR CITY!
AND MORE TRAY!
HERE'S SOMETHING THAT HELPS!
AND SURELY THAT IS NOT THE
SECRET THEY SAID TO
WHAT ARE THE STORIES BEHIND
PEOPLE THAT MAKE UP THE LIFE
FAMILY GO!
WE HOPE...

PORTLAND TRAIL BLAZERS

Media Guide

2022-23



SEASON 53



GAME SCHEDULE

DATE	OPPONENT	PT	TV
*Oct. 3 Mon.	@LA Clippers	7:30 PM	
*Oct. 4 Tue.	Utah	7:00 PM	ROOT SPORTS PLUS
*Oct. 6 Thu.	Maccabi Raanana	7:00 PM	
*Oct. 9 Sun.	@Sacramento	6:00 PM	
*Oct. 11 Tue.	@Golden State	7:30 PM	ROOT SPORTS PLUS/NBATV
Oct. 19 Wed.	@Sacramento	7:00 PM	ROOT SPORTS PLUS
Oct. 21 Fri.	Phoenix	7:00 PM	ROOT SPORTS PLUS
Oct. 23 Sun.	@L.A. Lakers	12:30 PM	ROOT SPORTS PLUS
Oct. 24 Mon.	Denver	7:00 PM	ROOT SPORTS PLUS/NBATV
Oct. 26 Wed.	Miami	7:00 PM	ROOT SPORTS PLUS
Oct. 28 Fri.	Houston	7:00 PM	ROOT SPORTS PLUS
Nov. 2 Wed.	Memphis	7:00 PM	ROOT SPORTS PLUS/ESPN
Nov. 4 Fri.	@Phoenix	7:00 PM	ROOT SPORTS PLUS
Nov. 5 Sat.	@Phoenix	7:00 PM	ROOT SPORTS PLUS/NBATV
Nov. 7 Mon.	@Miami	5:30 PM	ROOT SPORTS PLUS
Nov. 9 Wed.	@Charlotte	4:00 PM	ROOT SPORTS PLUS
Nov. 10 Thu.	@New Orleans	5:00 PM	ROOT SPORTS PLUS
Nov. 12 Sat.	@Dallas	5:30 PM	ROOT SPORTS PLUS
Nov. 15 Tue.	San Antonio	7:00 PM	ROOT SPORTS PLUS
Nov. 17 Thu.	Brooklyn	7:00 PM	ROOT SPORTS PLUS/NBATV
Nov. 19 Sat.	Utah	7:00 PM	ROOT SPORTS PLUS/NBATV
Nov. 21 Mon.	@Milwaukee	5:00 PM	ROOT SPORTS PLUS
Nov. 23 Wed.	@Cleveland	4:00 PM	ROOT SPORTS PLUS
Nov. 25 Fri.	@New York	4:30 PM	ROOT SPORTS PLUS
Nov. 27 Sun.	@Brooklyn	12:00 PM	ROOT SPORTS PLUS
Nov. 29 Tue.	LA Clippers	7:00 PM	TNT
Nov. 30 Wed.	@L.A. Lakers	7:30 PM	ROOT SPORTS PLUS/NBATV
Dec. 3 Sat.	@Utah	6:00 PM	ROOT SPORTS PLUS
Dec. 4 Sun.	Indiana	6:00 PM	ROOT SPORTS PLUS/NBATV
Dec. 8 Thu.	Denver	7:00 PM	ROOT SPORTS PLUS/NBATV
Dec. 10 Sat.	Minnesota	7:00 PM	ROOT SPORTS PLUS
Dec. 12 Mon.	Minnesota	7:00 PM	ROOT SPORTS PLUS
Dec. 14 Wed.	@San Antonio	5:00 PM	ROOT SPORTS PLUS
Dec. 16 Fri.	@Dallas	5:30 PM	ROOT SPORTS PLUS
Dec. 17 Sat.	@Houston	5:00 PM	ROOT SPORTS PLUS
Dec. 19 Mon.	@Oklahoma City	5:00 PM	ROOT SPORTS PLUS
Dec. 21 Wed.	@Oklahoma City	5:00 PM	ROOT SPORTS PLUS
Dec. 23 Fri.	@Denver	6:00 PM	ROOT SPORTS PLUS
Dec. 26 Mon.	Charlotte	7:00 PM	ROOT SPORTS PLUS/NBATV
Dec. 30 Fri.	@Golden State	7:00 PM	ROOT SPORTS PLUS/NBATV

- HOME GAMES
- AWAY GAMES
- ☒ PRESEASON GAMES

DATE	OPPONENT	PT	TV
Jan. 2 Mon.	Detroit	7:00 PM	ROOT SPORTS PLUS
Jan. 4 Wed.	@Minnesota	5:00 PM	ROOT SPORTS PLUS
Jan. 6 Fri.	@Indiana	4:00 PM	ROOT SPORTS PLUS
Jan. 8 Sun.	@Toronto	12:30 PM	ROOT SPORTS PLUS
Jan. 10 Tue.	Orlando	7:00 PM	ROOT SPORTS PLUS
Jan. 12 Thu.	Cleveland	7:00 PM	ROOT SPORTS PLUS
Jan. 14 Sat.	Dallas	7:00 PM	ROOT SPORTS PLUS
Jan. 15 Sun.	Dallas	6:00 PM	ROOT SPORTS PLUS
Jan. 17 Tue.	@Denver	6:00 PM	ROOT SPORTS PLUS
Jan. 19 Thu.	Philadelphia	7:00 PM	ROOT SPORTS PLUS
Jan. 22 Sun.	L.A. Lakers	6:00 PM	ROOT SPORTS PLUS
Jan. 23 Mon.	San Antonio	7:00 PM	ROOT SPORTS PLUS
Jan. 25 Wed.	Utah	7:00 PM	ROOT SPORTS PLUS
Jan. 28 Sat.	Toronto	7:00 PM	ROOT SPORTS PLUS
Jan. 30 Mon.	Atlanta	7:00 PM	ROOT SPORTS PLUS/NBATV
Feb. 1 Wed.	@Memphis	4:00 PM	ROOT SPORTS PLUS
Feb. 3 Fri.	@Washington	4:00 PM	ROOT SPORTS PLUS
Feb. 4 Sat.	@Chicago	5:00 PM	ROOT SPORTS PLUS
Feb. 6 Mon.	Milwaukee	7:00 PM	ROOT SPORTS PLUS/NBATV
Feb. 8 Wed.	Golden State	7:00 PM	ROOT SPORTS PLUS
Feb. 10 Fri.	Oklahoma City	7:00 PM	ROOT SPORTS PLUS
Feb. 13 Mon.	L.A. Lakers	7:00 PM	ROOT SPORTS PLUS
Feb. 14 Tue.	Washington	7:00 PM	ROOT SPORTS PLUS
Feb. 23 Thu.	@Sacramento	7:00 PM	ROOT SPORTS PLUS
Feb. 26 Sun.	Houston	6:00 PM	ROOT SPORTS PLUS
Feb. 28 Tue.	@Golden State	7:00 PM	ROOT SPORTS PLUS
Mar. 1 Wed.	New Orleans	7:00 PM	ROOT SPORTS PLUS/ESPN
Mar. 3 Fri.	@Atlanta	4:30 PM	ROOT SPORTS PLUS
Mar. 5 Sun.	@Orlando	3:00 PM	ROOT SPORTS PLUS
Mar. 7 Tue.	@Detroit	4:00 PM	ROOT SPORTS PLUS
Mar. 8 Wed.	@Boston	4:30 PM	ROOT SPORTS PLUS
Mar. 10 Fri.	@Philadelphia	4:00 PM	ROOT SPORTS PLUS
Mar. 12 Sun.	@New Orleans	4:00 PM	ROOT SPORTS PLUS
Mar. 14 Tue.	New York	7:00 PM	ROOT SPORTS PLUS
Mar. 17 Fri.	Boston	7:00 PM	ROOT SPORTS PLUS
Mar. 19 Sun.	LA Clippers	6:00 PM	ROOT SPORTS PLUS
Mar. 22 Wed.	@Utah	6:00 PM	ROOT SPORTS PLUS
Mar. 24 Fri.	Chicago	7:00 PM	ROOT SPORTS PLUS
Mar. 26 Sun.	Oklahoma City	4:00 PM	ROOT SPORTS PLUS
Mar. 27 Mon.	New Orleans	7:00 PM	ROOT SPORTS PLUS
Mar. 29 Wed.	Sacramento	7:00 PM	ROOT SPORTS PLUS
Mar. 31 Fri.	Sacramento	7:00 PM	ROOT SPORTS PLUS
Apr. 2 Sun.	@Minnesota	12:30 PM	ROOT SPORTS PLUS
Apr. 4 Tue.	@Memphis	5:00 PM	ROOT SPORTS PLUS
Apr. 6 Thu.	@San Antonio	5:00 PM	ROOT SPORTS PLUS
Apr. 8 Sat.	@LA Clippers	1:00 PM	ROOT SPORTS PLUS
Apr. 9 Sun.	Golden State	12:30 PM	ROOT SPORTS PLUS

© 2022 Portland Trail Blazers. All NBA and team insignia depicted in this publication are the property of NBA Properties, Inc. and the respective teams of the NBA and may not be reproduced for commercial purposes without the prior written consent of NBA Properties, Inc. The information contained in this publication was compiled by the Portland Trail Blazers and is provided as a courtesy to our fans and the press and may be used only for personal or editorial purposes. Any commercial use of this information is prohibited without the prior written consent of The Portland Trail Blazers.



Portland Trail Blazers

Table of Contents

2022-23 Schedule	02	Trail Blazers Playoff Records	270
Trail Blazers History	07	OPPONENTS	277
STAFF	11	Atlanta Hawks	278
Executives	11	Boston Celtics	280
Coaching Staff	15	Brooklyn Nets	282
Coaching Staff	15	Charlotte Hornets	284
Health & Performance Staff	19	Chicago Bulls	286
Basketball Operations Staff	22	Cleveland Cavaliers	288
Business Leadership	28	Dallas Mavericks	290
Communications Staff	32	Denver Nuggets	292
Staff Photo Directory	33	Detroit Pistons	294
Trail Blazers Staff	33	Golden State Warriors	296
Trail Blazers Roster	37	Houston Rockets	298
PLAYERS	37	Indiana Pacers	300
Trail Blazers Roster	37	Los Angeles Clippers	302
Community, DEI and Ambassadors	68	Los Angeles Lakers	304
Trail Blazers Photo Roster	38	Memphis Grizzlies	306
Current Players	39	Miami Heat	308
Community Pages	68	Milwaukee Bucks	310
Diversity, Equity & Inclusion	70	Minnesota Timberwolves	312
2021-22 Game-By-Game Stats	76	New Orleans Pelicans	314
2021-22 Game-By-Game and Results	77	New York Knicks	316
2021-22 Stat Summary	78	Oklahoma City Thunder	318
2021-22 Stat Summary - Home/Road	79	Orlando Magic	320
Rip City Kids Club	73	Philadelphia 76ers	322
2021-22 Record When	80	Phoenix Suns	324
2021-22 Superlatives	81	Sacramento Kings	326
2021-22 Trail Blazers Miscellaneous	82	San Antonio Spurs	328
SEASON IN REVIEW	74	Toronto Raptors	330
2021-22 NBA Standings	75	Utah Jazz	332
2020-21 Game-By-Game Stats	76	Washington Wizards	334
2020-21 Game-By-Game Statistics & Results	77	NBA G League Directory	336
2020-21 Regular Season Stat Summary	78	THE MEDIA	337
2020-21 Regular Season Stat Summary - Home	79	Broadcasters	338
2020-21 Regular Season Stat Summary - Away	79	Performance Teams/Blaze the Trail Cat	341
Trail Blazers History	121	Practice Facility	342
Year-by-Year Results	155	Moda Center	344
2020-21 Record When...	80	NBA Cares	346
2020-21 Superlatives	81	Moda Center Seating Map	347
2021-22 Season Miscellaneous Stats	82	Calendar Schedule	348
RECORDS	85	Coaching Staff	15
Trail Blazers Career Records	86	Staff Photo Directory	33
Trail Blazers All-Time Records	89	Trail Blazers Roster	37
Opponent All-Time Records	98	Community, DEI and Ambassadors	68
Trail Blazers Year-by-Year Records	102	2021-22 Game-By-Game Stats	76
Trail Blazers Year-By-Year Records	119	2021-22 Game-By-Game and Results	77
TEAM HISTORY	120	2021-22 Stat Summary	78
History	121	2021-22 Stat Summary - Home/Road	79
Year-by-Year Results #1	155	2021-22 Record When	80
THE PLAYOFFS	255	2021-22 Superlatives	81
Playoffs cover	255	2021-22 Trail Blazers Miscellaneous	82
Postseason Year-by-Year Results	256	Trail Blazers History	121
Trail Blazers Career Playoff Leaders	264	Year-by-Year Results	155
Trail Blazers Opponent Playoff Records	266		

PORTLAND TRAIL BLAZERS *Staff Directory*

One Center Court, Suite 200
 Portland, Oregon 97227
 Telephone: (503) 234-9291
 Fax: (503) 736-2187

Chair, Trail Blazers; Trustee of Paul G. Allen Trust,
 Jody Allen

Vice Chair, Trail Blazers, Executive VP of Sports Strategy
 & Operations at Vulcan Inc,
 Bert Kolde

OFFICERS EMERITUS

Chairman Emeritus..... Larry Weinberg
 President Emeritus..... Harry Glickman

EXECUTIVE STAFF

President of Business Operations & Alternate Governor Dewayne Hankins
 Executive Assistant Keira Albright

BASKETBALL OPERATIONS

General Manager Joe Cronin
 Head Coach Chauncey Billups
 Assistant Coaches..... Scott Brooks, Roy Rogers, Steve Hetzel,
 Jonah Herscu, Rodney Billups
 Director of Player Development..... David Adkins
 Player Development Assistant Mark Tyndale
 Advanced Scout..... Jason Hervey
 Analytics Coach..... Jacob Mooallem
 Video Coordinator Parker Hines
 Assistant Video Coordinators..... Ikenna Smart, Jason Luhnow
 Video Interns Elijah Staley, Gerdarius Troutman
 Assistant General Managers..... Andrae Patterson, Mike Schmitz, Sergi Oliva
 Director of Basketball Strategy..... Asjha Jones
 Director of Data Science..... Zach Williams
 Strategy Analyst..... Sean Kiely
 Scouting Manager Sheri Sam
 Personnel Analyst..... Danny Connors
 Personnel Video Analyst Jake Fox
 Senior Basketball Data Engineer Joe Lee
 Senior Data Scientist..... Katherine Overman
 Software Developer Juanita Samborski
 Software Engineer..... Trevor Smith
 Scout..... Tina Thompson
 International Scouts Swenge Lomani, Nico Mathieu
 Director of Player Health & Performance Geoff Clark
 Head Athletic Trainer/Physical Therapist Jessica Cohen
 Assistant Athletic Trainer Micah Smith
 Head Strength Coach Todd Forcier
 Assistant Strength Coach..... Dale Boyd
 Sports Performance Therapist Charles Loftis
 Physical Therapist/Sports Scientist..... Cruz Romero
 Director of Mind Health & Wellness Dr. Chantelle Green

Manager of Performance Science Taylor Walden
 Massage Therapist Jasmine Joel
 Director of Basketball Operations Nick West
 Basketball Operations Trainees AJ Harper, Evina Westbrook
 Head Equipment Manager Eric Hallman
 Assistant Equipment Manager..... Cory Lay
 Director of Team Security Rick Riley
 Team Security Manager Todd Shanks
 Team Security Agent..... Phil Humphrey
 Practice Facility Operations Manager Chico Salas-Lopez
 Practice Facility Operations - Assistant Manager Tokunbo Okedara
 Practice Facility Operations Attendants..... Kevin Hart, Russel Sims
 Practice Facility Representatives..... Wyndell Durham, R.D. Miller,
 Jim Riley, Dan Durfee, Justin Walters, Brandon Bateman
 Practice Facility Security Agents Adam Swail, Sidney Watson
 Team Physicians..... Dr. Don Roberts, Orthopedist; Dr. Evan Ellis, Orthopedist;
 Dr. Karl Kaluza, Sports Medicine; Dr. Jim Chesnutt, Sports Medicine
 Team Dentists Dr. Jessica Ellis, Dr. Bryan Euzent

TEAM RELATIONS

Vice President, Team Relations..... Cheri Hanson
 Player and Family Services Manager..... Beth Hancock
 Team Relations Manager Heavyn Jackson

BASKETBALL COMMUNICATIONS

Vice President, Basketball Communications Rahsaan Gethers
 Basketball Communications Coordinator Amanda Janczak

SENIOR LEADERSHIP

Executive Vice President, Chief Revenue Officer Andrea Bailey
 Executive Vice President, Chief Communications
 & Impact Officer..... Ashley Clinkscale
 Executive Vice President, Chief Financial Officer Bill Christensen
 Executive Vice President, Chief Marketing Officer Kevin Kinghorn
 Senior Vice President, Brand Marketing..... Ryan Flaherty
 Senior Vice President, General Counsel Ben Lauritsen
 Senior Vice President, People & Culture..... Miriam Maiden
 Senior Vice President, Government Affairs..... Chris Oxley
 & Strategic Initiatives
 Senior Vice President, Innovation & Technology..... Christa Stout
 Chief of Staff..... Rebecca Felch

COMMUNICATIONS, COMMUNITY AND DIVERSITY, EQUITY & INCLUSION COMMUNICATIONS

Executive Assistant to the Chief Communications
 & Impact Officer..... Jaimie Small
 Corporate Communications Manager..... Walt Scher

COMMUNITY

Director of Community Programs Annie Klug
 Community Programs Manager..... Natalie Nishitani
 Community Programs Specialist Jhustin Custodio

DIVERSITY, EQUITY & INCLUSION

Senior Director of DEI Jenn Hunter
 Diversity, Equity & Inclusion Manager..... Michelle Jalali

PORTLAND TRAIL BLAZERS *Staff Directory*

BRAND STRATEGY

BRAND & FAN DEVELOPMENT

Executive Assistant to the SVP of Brand MarketingElise Anderson
 Director of Fan & Brand Development.....Meggie Finn
 Brand Marketing Manager.....Erin Harville
 Brand & Fan Development Coordinator.....KJ Maduiké

CONTENT

Director of Content.....Aaron Grossman
 Digital Content Producer.....Casey Holdahl
 Digital Content Manager.....Fernando Gomez
 Digital Content Manager.....Amelia Jude
 Photographer.....Bruce Ely

CREATIVE SERVICES

Senior Director of Creative Services.....Billie Olson
 Creative Director.....Mario Milosevic
 Director of Video Production.....Dane Sawyer
 Graphic Designers.....Shiina Yasuhara, Max Mason, Kevin Carlisle
 Brand Strategy Production Manager.....Frannie Cameron
 Videographer.....Tristan Brillianceau-Lewis
 Lead Video Editor.....Garrett Guinn
 Producer/Shooter/Editor.....Justin Schamp, Tucker Hamilton
 Senior Motion Graphics/3D Designer.....Koji Matsumoto
 Motion Graphics/3D Designer.....Corey Strandberg

BROADCASTING

Director of Broadcasting & Content.....Jeff Curtin
 Television Producer.....Dan Hyatt
 Technical Manager.....Bruce Williams
 Broadcast Software Manager.....Justin Molter

ANNOUNCERS

Television Play-by-Play Announcer.....Kevin Calabro
 Television Analyst.....Lamar Hurd
 Courtside Reporter.....Brooke Olzendam
 Television Stats Analyst.....Cory Jez
 Radio Play-by-Play Announcer.....Travis Demers
 Radio Analyst and Television Host.....Michael Holton
 Radio Host.....Mike Lynch
 Radio Producer/Network Coordinator.....Rich Patterson

GAME OPERATIONS & EVENTS

Director of Game Operations & Events.....Todd Bosma
 Manager of Game Operations & Events.....Willen Sin
 Mascot Coordinator.....Jack Dellert
 Performance Teams Manager.....Michelle Burch
 Entertainment Coordinator.....Lindsay deHackbeil

INNOVATION AND TECHNOLOGY

CUSTOMER INSIGHTS

Executive Assistant to the SVP of Innovation & Technology.....Elise Anderson
 Director of Customer Insights.....Matthew Gardner

DIGITAL MARKETING & INNOVATION

Director of Digital Innovation.....David Long
 Senior Digital Content Manager.....Naira Perez
 Senior Digital Products Manager.....Ian Stark
 Digital Product Manager.....Ty Yamamoto
 Web Developer.....Brian Moreno
 Marketing Automation Specialist.....McKayla Gallup

INFORMATION TECHNOLOGY

Senior Manager of Network Systems.....Donovan Le
 Senior Manager of IT Solutions Delivery.....Devon Horace
 Telecommunications Manager.....Lou Pallotta
 Computer Support Manager.....Brian Conkle
 Technology Systems Specialist.....Pat Cummins
 Computer Support Specialist.....Jarrand Bean
 Network Operations Specialist.....Patty Pardue
 Technical Services Technician.....Sam Zinsli

BUSINESS INTELLIGENCE

Director of Business Analytics.....Mike Schumacher
 Senior Database Marketing Manager.....Shadee Musa
 Application Developer.....Travis Rockey
 Data Integration Developer.....Janie Prathamavong
 Business Reporting Analyst.....Kristina Nguyen
 Data Analyst.....Sydney Tran

COMMERCIAL PARTNERSHIPS

Director of Partnership Strategy.....Zoe Galindo
 Commercial Partnerships Development Managers.....Riley Danford,
 Mike Hettick, Chris Orechia, Kevin Tyner
 Commercial Partnerships Activation Managers.....Jamie Homewood,
 Alec McWilliams, Paige Velasco
 Commercial Partnerships Activation Specialists.....Emily Monaghan,
 Jewel Wagner
 Commercial Partnerships Analyst.....Hanna Greenberg
 Commercial Partnerships Strategist.....Brandon Broadus, Claire Miller

REVENUE OPERATIONS

Executive Assistant to the CRO.....Charles Burck
 Director of Revenue Operations.....Lisa Burke
 National Sales & Media Traffic Manager.....Brent Misfeldt
 Partnership Business Assistant.....Patti DeCoursey
 Revenue Operations Manager.....Emily Bartman
 Revenue Events Manager.....Courtney Parks, Isabelle Pangares
 Revenue Project Manager.....Jacki Windon
 Commercial Partnerships Development Manager.....Cameron McAlees
 Blazer5 General Manager.....Mikias Yohannes

FINANCE, PREMIUM SEATING, TICKET SALES & SERVICE

Executive Assistant to the CFO.....Rhonda Rosemus

FINANCE

Director of Finance.....Isaac Ciula
 Controller.....Ann Sousley
 Assistant Controller.....Denise Hutto
 Payroll Manager.....Tamra Gill
 Payroll Specialist.....Katie McMullen
 Financial Reporting Manager.....Simon Acton
 Staff Accountant.....Nhi Dao
 Staff Accountant - Accounts Payable.....Monica Hathaway
 Accounts Payable Coordinator.....Pam Snyder
 Accounts Receivable Coordinator III.....Dawn Buckwalter

PORTLAND TRAIL BLAZERS *Staff Directory*

PREMIUM SEATING

Vice President, Premium..... Laura Flynn
 Senior Premium Service ManagerBrandon Sherman
 Premium Service ManagersBrian Bredeson, Sarah Espinosa, Daniel Apsey
 Premium Sales Managers Melissa Sabac, Justin Souvannasane

OUTSIDE SALES

Corporate Ticket Sales Managers Mizhrua Bautista, Andrew Kastenbaum,
 Corey Messineo, Zach Twitchell

INSIDE SALES

Ticket Sales Managers..... Laura Barton, Caroline Sobek,
 Micah Carey, Elmedin Celovic, Shaneze Douglas,
 Bradley Graves, Brayden Jenkins, Johan Zetterberg

GROUP EXPERIENCE SALES

Group Experience Managers Heather Harris, Willie Freeman,
 Austen Berquist, Josh Peters

SEASON TICKET SERVICES

Season Ticket Services Managers..... Keturu Bargas, Leah Gross,
 Whitney Fortier, Rebecca Lynch, Yuritzy Orozco, Tylor Toll

LEGAL AFFAIRS

Executive Assistant to SVP, General CounselRhonda Rosemus
 Senior ParalegalJune Hall

PEOPLE & CULTURE

Senior Director of People & Culture..... Heidi Bradfish
 Director of Learning & DevelopmentHavah Smith
 Manager of P&C Systems & ProcessesPatricio Olivas
 Total Rewards Manager Whitney Powell
 People & Culture PartnersDiana Xing, Christina McGuire,
 Josseline Barrientos
 People & Culture Coordinator Haley DeGarmo

BUSINESS DEVELOPMENT

Executive Assistant to the SVP, Government Affairs
 & Strategic InitiativesBridget Sheehan
 Senior Project Manager.....Shawni Sullivan

TRAIL BLAZERS TICKET OPERATIONS

Vice President, Tickets Todd Ricksger
 Assistant Director of Ticket Operations..... Cheryl Mueller
 Internal Ticketing Manager Drew Peterson
 Ticketing Manager..... Kari Lockhart

ROSE QUARTER OPERATIONS

FACILITY OPERATIONS

Vice President, Rose Quarter Facility Operations Scott Sisson
 Director of Facility Operations Jack Lindsey
 Director of Environmental Services..... Dell O'Neal
 Sustainability Operations Manager..... Brittany Saulsbury
 Managers of Environmental Services..... Kenneth Jones, Gabriel Martinez
 Lead Engineers..... Jose Varela, Matt Messier
 Engineers Jon Perry, Chamelaux Stott, Alex Padron,
 Chris Schoeffel, Sam Sprouse II
 Maintenance Supervisor Conor Urion

Maintenance TechnicianRichard Hance
 Carpenter Jeff Pottratz
 Senior Manager of ESS/ConversionsJustin Pierson
 Senior Project Manager..... Sarah Jimenez
 Conversion Set Up Managers..... Tyrone Stillwell, Steven Barfield
 Conversions Supervisors Candice Speckman, Erastus Tinsley IV
 Conversions Specialist Kerry Emert
 Event Services Supervisor Emily Fox
 Office ManagerBecca Doyle

FACILITY SECURITY

Senior Manager of Security.....Shanna Benfiet
 Facility Safety & Security ManagerSean DiGregorio
 Security Shift SupervisorMatthew Schwada
 Security Shift Lead Taylor Walker
 Event Security Manager..... Daniel Getchell
 Facility Security Agents Sean Bidwell, Michael Ferraris, George Hincapie,
 Alex O'Neal, Vitalia Manzanares
 Parking Manager Kyle Endert
 Security Reception.....Ted Miller

PRODUCTION & TECHNICAL SERVICES

Director of Event Production Justin Brady
 Production Manager Forest Callaway
 Assistant Production ManagersEthan Carroll, Grace Korsmo

EVENT SALES & MANAGEMENT

Vice President, Rose Quarter Event Operations..... Richard Fedesco
 Head of BookingHoward Zuckerman
 Senior Booking & Event Development Manager..... Michael Betts
 Booking & Event Specialist..... Dana Landis
 Director of EventsAlli Stangel
 Senior Manager of EventsCourtney Gifford
 Event ManagerKassi Schlund

GUEST EXPERIENCE

Director of Guest ExperienceKara Adams
 Guest Experience ManagersRachelle Allison, Robert Lawrence
 Guest Experience Coordinator..... Briana Lofton

ARENA MARKETING

Senior Manager, Event Marketing & Advertising Kevin Merlet
 Marketing CoordinatorAmanda Smith

ARENA TICKET OPERATIONS

Senior Director of Ticket OperationsTeresa Starr
 Senior Ticket Operations ManagerTim Halloran
 Ticket Operations Managers Collin Bravoco, Matt Rowe, Sandie Quella
 Ticket Operations SpecialistBrady Cooper

HISTORY OF THE *Portland Trail Blazers*



I LOVE A PARADE

Portland's seven-year-old franchise, in the NBA playoffs for the first time in 1977, did what only one other team in league history had ever done: win an NBA Championship in its first postseason appearance. More than 100,000 fans jammed downtown streets on the Monday following the title game to celebrate.

Consecutive Trail Blazers playoff appearances from 1983 to 2003.
It still stands as the third-longest run in NBA history.

← 21

814 →

Number of consecutive sellouts in the Trail Blazers' NBA-record run from April 5, 1977 to November 20, 1995, at the time the longest run in American professional sports.



THE RAIN COAT

Team founder Harry Glickman's initial bid for an NBA team in Portland was unsuccessful. As he was leaving a Los Angeles hotel lobby on February 4, 1970, he remembered he'd left his raincoat in the meeting room. When he returned to retrieve it, there was a phone call awaiting him from new investors and sure enough he not only found his raincoat, but he found the financing for Portland's new team.

HISTORY OF THE *Portland Trail Blazers*

51,51

Geoff Petrie, the original Trail Blazer did it not just once but twice, recording identical 51-point games within 56 days of each other, both against the Houston Rockets.



DREXLER/JORDAN

The Trail Blazers put together a couple of Championship runs in 1990 & 1992, including the heated battle of Clyde "The Glide" Drexler and Michael "Air" Jordan.



155-156

The highest scoring game in club history, a four-overtime marathon in Portland on March 16, 1984. The Chicago Bulls got the win but only after the two teams combined for 118 field goals and 74 free throws in a game that lasted 3 hours and 24 minutes.



RIP CITY BABY

A single phrase that has become the club's heart and soul. Credit Bill Schonely, the voice of the Trail Blazers from 1970-98. "One night in our first season, we were playing the Lakers at home. We got way, way behind. Then, all of a sudden, shots started falling, the Trail Blazers are rallying and the place is jumping. We got within two point and had the ball - I'll never forget when Jim Barnett took a long jumper. He swished the thing to tie the score and the coliseum exploded. The instant the ball hit the net, I hollered 'Rip City!' I'd never used the phrase before. But as soon as I said 'Rip City,' people near me at the press table chimed in right away, saying, 'That's good. You ought to leave it in your broadcasts.' So I did." And Rip City was born.

61 →

Damian Lillard scored a franchise-record 61 points on two different occasions in the 2019-20 season. First against the Golden State Warriors on January 20, 2020 and second against the Dallas Mavericks on August 11, 2020. The total surpassed his own team record of 60 points, set in 2019.



HISTORY OF THE *Trail Blazers Logo*

1970



PRESENT



HOW THE TRAIL BLAZERS GOT THEIR NAME

Just two weeks after Portland was granted an NBA expansion franchise on Feb. 24, 1970, Harry Glickman, then executive vice president of the club, announced a public "name the team" contest. A panel of judges was selected. Harry said boxes and boxes of entries arrived at the team headquarters then located in a storefront office on S.W. Yamhill between 5th and 6th Avenues. "There had to be 10,000 entries at least," he remembers.

The Trail Blazers name was announced to a crowd of 11,035 during halftime of a March 13 regular season NBA SuperSonics-Knicks contest in the Memorial Coliseum. It was received, according to Oregon Journal Sports Editor George Pasero, with less than enthusiastic response including a spattering of boos. "It really wasn't very popular when fans first heard it, but of course we all know that changed," Glickman remembers. Newspaper concerns about the Trail Blazers name ("How would it ever fit in a headline, etc.") quickly evaporated. And soon, the Blazers (or Trail Blazers) became a household word in Portland and within seven years worldwide as "Go Blazers" and "Blazermania" became bywords when the city gained a major world championship in its first try.

"There were 172 people who sent in the name 'Trail Blazers,'" Glickman said. The contest winner was determined by a drawing at the March 13 game. Blake Byrne, general sales manager of KPTV, was winner of the drawing, receiving two season tickets to Blazers home games that year. The nickname was unique in professional sports at the time. No other major professional or university sports teams were using either the Blazers or Trail Blazers in 1970. The name, as Glickman noted at the time,

"reflects both the ruggedness of the Pacific Northwest and the start of a major league era in our state." Trail Blazers (or, more properly trailblazers) is defined by Webster as "One that blazes a trail to guide others: A pathfinder: A pioneer." The actual name came from a practice by explorers making paths through forests and marking the paths by chopping white "blazes" in trees' bark so others could follow. The term "trailblazing" is associated today with those on the cutting edge of discovery such areas as space exploration, science, medicine and technology.

THE LOGO

The original logo was designed in 1970 and represents teamwork, unity and competition - the same values that reflect the spirit of Portland and the Pacific Northwest. Its lines represent the game of basketball: two teams of five players, coming together in competition. The movement and symmetry of the lines reflect the mechanics of the game. In its latest evolution, the logo's lines have been connected to symbolize the Blazers working together as a team. Other recent changes include the angle of the lines shifting to exactly 45 degrees, representing the 45th parallel north that leads on a path to the Northwest region, our community and our hometown. The updated pinwheel is reminiscent of our original 70's logo that was constructed with evenly spaced lines and congruent edges. Each of the lines follow the same trail to the center of the pinwheel and are now connected as an added symbol of teamwork.

EVOLUTION OF THE *Trail Blazers Uniform*



1970-71



1971-72 THROUGH 1975-76



1975-76 THROUGH 1976-77



1977-78 THROUGH 1990-91



1991-92 THROUGH 2001-02



2002-03 THROUGH 2016-17




2022-23 ASSOCIATION EDITION



2022-23 ICON EDITION



2022-23 STATEMENT EDITION



2022-23 CITY EDITION



JODY *Allen*
CHAIR & GOVERNOR, TRAIL BLAZERS

BEHIND EVERY BLAZERS T-SHIRT, HAT
AND BUMPER STICKER LOGS ARE THE
DREAMS
AND THERE ARE A LOT OF THEM
SOMETHING, AT SOME MOMENT, TRADITION
Pride, OR FEELING PROUD THAT BELONGS
INTO THE RIP CITY FOLK
AND MORE THAN THAT
THERE'S SOMETHING THAT KEEPS THEM
HERE
AND SURELY THAT IS NOT THE ONLY
STORY THEY HAVE TO TELL
SO WHAT ARE THE STORIES BEHIND THE
PEOPLE THAT MAKE UP THE RIP CITY
FAMILY TODAY
WE WANT TO HEAR YOURS

Jody Allen is chair of the Portland Trail Blazers, recognizing the team's role as a powerful catalyst for civic pride. She is also chair of Vulcan, which she co-founded with brother Paul G. Allen in 1986. For decades, they worked side-by-side across a range of business and philanthropic initiatives. She led development of Moda Center, as well as Lumen Field and Lumen Field Event Center, home of the Seattle Seahawks, of which she is also chair. Allen is co-founder and board chair of the Paul G. Allen Family Foundation, founding director of MoPOP, Seattle's acclaimed museum of popular culture, and board chair of the Allen Institute, which works to solve some of the biggest mysteries of bioscience. As trustee of the Paul G. Allen Trust, Jody works to ensure that Paul Allen's vision is realized for generations to come.



BERT Kolde

VICE CHAIR & ALTERNATE GOVERNOR, TRAIL BLAZERS

BEHIND EVERY BLAZERS T-SHIRT, HAT
AND BUMPER STICKER LOGS ARE THE
TOWN!
AND THERE ARE A LOT OF THEM!
SOMETHING, AT SOME MOMENT, TRADITION
FAN, OR FEELING PROUD THAT BELONGS
INTO THE RIP CITY FOLK!
AND MORE THAN THAT
THERE'S SOMETHING THAT KEEPS THEM
HERE!
AND SURELY THAT IS NOT THE ONLY
STORY THEY HAVE TO TELL!
SO WHAT ARE THE STORIES BEHIND THE
PEOPLE THAT MAKE UP THE RIP CITY
FAMILY TODAY

Bert Kolde serves as the Vice Chair of the Portland Trail Blazers and Seattle Seahawks and is the Executive Vice President of Sports Strategy and Operations at Vulcan Inc., where he oversees the long-term strategy and business operations of the teams and their affiliates.

Kolde was named Vice-Chairman of the Portland Trail Blazers in 1988. He played an instrumental role in Paul Allen's purchase of the Trail Blazers and works closely with Jody Allen on all Trail Blazers-related matters. Kolde also spearheaded the creation of Vulcan Sports and Entertainment and serves as an Alternate Governor on the NBA Board of Governors.

Kolde grew up in Seattle and earned a Bachelor of Business Administration from Washington State University and a Master's in Business Administration from the University of Washington. Kolde and his wife Alison have four sons.



DEWAYNE *Hankins*
PRESIDENT OF BUSINESS OPERATIONS

BEHIND EVERY BLAZERS T-SHIRT, HAT
 AND BUMPER STICKER LOGS ARE THE
 TONS!
 AND THERE ARE A LOT OF THEM!
 SOMETHING, AT SOME MOMENT, TRADITION
 FAN, OR FEELING PROUDST THAT BERSO!
 INTO THE RIP CITY FOL!
 AND MORE FEAN THA!
 THERE'S SOMETHING THAT KEEPS THE
 HER!
 AND SURELY THAT IS NOT THE ONLY
 STORY THEY HAVE TO TELL!
 SO THAT ARE THE STORIES BEHIND THE
 PEOPLE THAT MAKE UP THE RIP CITY
 FAMILY TODAY
 WE WANT YOU TO JOIN US

Dewayne Hankins enters his 10th season with the Trail Blazers and Rose Quarter in 2022-23, and first full season as President of Business Operations. Hankins was named to his new role in November 2021 and oversees all aspects of the Trail Blazers & Rose Quarter business operations while working closely with General Manager Joe Cronin and the basketball staff. Additionally, Hankins serves as an Alternate Governor for the NBA Board of Governors.

Since starting his new role in November 2021, Hankins has reshaped the senior leadership of the organization to streamline revenue, lead with data-informed decision making and focus on the fan experience. Throughout the past two years, Hankins was critical in leading the organization through the various waves of the COVID-19 pandemic both internally and externally.

Hankins served as Chief Commercial Officer and Executive Vice President since 2020, he oversaw the team's Brand Marketing, Broadcast, Content, Commercial Partnerships, Creative Services, Esports, Fan Development, Game Operations and Retail departments. Under his leadership, the organization's critically acclaimed social media team won the NBA's Digital Innovation Award five times, with social engagement and web traffic performing higher than ever year-over-year. Hankins also played an instrumental part in utilizing the Trail Blazers' data-driven digital strategy to achieve franchise records in ticket sales and corporate partnerships, specifically in digital media revenue.

By providing the marketing strategy for Rose Quarter events, Hankins assisted in bringing in an increasing number of concerts to the campus. He was named as one of the International Leaders Under 40 Class of 2018 by Leaders in Sports, based in London and was selected to speak at South by Southwest (SXSW) on three occasions, including 2020, 2017 and 2016.

In 2021, Hankins played a key role in finalizing a broadcast deal with ROOT SPORTS. The carriage agreement with ROOT brought Trail Blazers games to more fans than ever before across Oregon, Washington and Alaska. Hankins was also integral in hiring the team's broadcast talent, with the Trail Blazers consistently finishing in the top five in the NBA in TV ratings overall.

Before joining the Trail Blazers organization from Anschutz Entertainment Group (AEG), Hankins oversaw the digital efforts of AEG's sports properties worldwide, including the LA Kings and LA Galaxy, most notably the Kings' cutting-edge social media initiatives from 2010-13. Prior to joining AEG, he spent time with the Minnesota Wild and Miami Marlins. Hankins currently serves as a Director on the Oregon Business Council, Sport Oregon's Board of Directors and as board member of the Trail Blazers Foundation. He also serves on the board of All Hands Raised, a local nonprofit focused on racial equity in Multnomah County's education system. A native of Lockport, Ill., Hankins is a 2002 graduate of Iowa State University, where he majored in Journalism & Mass Communications. He and his wife, Gloria, and their sons, Hudson (10) and Grady (8), reside in Northwest Portland.



JOE Cronin
GENERAL MANAGER

SOMEONE EVERY BLAZERS FAN
ADD BUMPER STICKERS LOG SEE IN THE
TOWN!
AND THERE ARE A LOT OF THEM!
SOMETHING, AT SOME MOMENT, TRADITION
FAN, OR FEELING PROUD THAT BELONGS
INTO THE RIP CITY FOLK!
AND MORE THAN THAT!
THERE'S SOMETHING THAT KEEPS THEM
HERE!
AND SURELY THAT IS NOT THE ONLY
STORY THEY HAVE TO TELL!
SO THAT ARE THE PEOPLE BEHIND THE
PEOPLE THAT MAKE UP THE RIP CITY
FAMILY TODAY
WE WELCOME YOU TO THE TEAM!

Joe Cronin was named as the 11th general manager in franchise history on May 9, 2022, after serving in the role in an interim capacity since December of 2021. He leads all aspects of the team's basketball operations, overseeing talent evaluation, player personnel decisions, contract negotiations and salary cap management.

Entering his 17th season with the Trail Blazers in 2022-23, Cronin originally joined the team as a basketball operations intern in 2006. In 2010 he was promoted to Pro Scout/Salary Cap Analyst where he was a crucial part of the player evaluation and roster construction process. In 2014, he was named the team's Director of Player Personnel and was active in the NBA Draft, trades, and free agent acquisitions and negotiations. In 2021, Cronin was named Assistant General Manager where he managed the team's Salary Cap and oversaw its amateur and professional scouting.

As a result of his continued dedication to the team, Cronin was the 2011-12 recipient of the Trail Blazers' "Unify People in a Championship Culture" award. Prior to joining the team, Cronin earned his master's at the University of Denver, where he also worked as a graduate assistant for the men's basketball team. A Denver native who played college basketball at Regis University and the University of Northern Colorado, Cronin resides in Portland with his wife, Megan.



CHAUNCEY *Billups*

HEAD COACH

SOMEONE EVERY BLAZERS FAN HAS MET
AND SOMEONE EVERY FAN HAS MET
AND THERE ARE A LOT OF THEM
SOMEONE AT SOME MOMENT, TRADITION
FAN, OR FEELING PROUD THAT BRINGS
INTO THE TRAIL BLAZERS FOLK
AND MORE THAN THAT
THERE'S SOMETHING THAT KEEPS THEM
HERE
AND SURELY THAT IS NOT THE ONLY
STORY THEY HAVE TO TELL
SO WHAT ARE THE STORIES BEHIND THE
PEOPLE THAT MAKE UP THE TRAIL BLAZERS
FAMILY TODAY
WE WANT TO HEAR YOURS

Chauncey Billups was hired as the 15th head coach in Trail Blazers history on June 27, 2021. The 2022-23 campaign will mark his second season as head coach of the team.

Billups joined the Trail Blazers after spending the 2020-21 season as an assistant coach with the Los Angeles Clippers. As a part of head coach Tyrone Lue's staff, Billups helped coach the Clippers to a regular season record of 47-25 (.653) and a trip to the Western Conference Finals.

A proven leader as both a coach and a player, Billups had a 17-year playing career for Boston, Toronto, Denver, Minnesota, Detroit, New York and the Clippers. In 2004 he was named the NBA Finals MVP after leading Detroit to an NBA Championship. A five-time All-Star, Billups was named All-NBA Second Team in 2006 and All-NBA Third Team in 2007 and 2009. He also received NBA All-Defensive Second Team honors in 2005 and 2006. In addition to his playing accolades, Billups was awarded the J. Walter Kennedy Citizenship Award in 2008, the NBA Sportsmanship Award in 2009, and the inaugural Twyman-Stokes Teammate of the Year Award in 2013. Billups' No. 1 jersey was retired by the Pistons in 2016. For his career, Billups averaged 15.2 points, 2.9 rebounds and 5.4 assists in 1,043 games.

After retiring as a player following the 2013-14 season, Billups worked as a studio analyst and game analyst for ESPN. During the 2019-20 season, Billups served as the game analyst for Los Angeles Clippers broadcasts on FOX Sports Prime Ticket.

Billups is a native of Denver, Colorado and attended the University of Colorado (1995-97) where he was a consensus second-team All-American in his second season. He and his wife, Piper, have three daughters.



Scott Brooks
Assistant Coach

Scott Brooks begins his second season as an assistant coach with the Trail Blazers in 2022-23. Brooks joined the team after serving as the head coach of the Washington Wizards for five seasons from 2016-21. In 12 seasons as a head coach with Oklahoma City (2008-15) and Washington, Brooks has a career record of 521-414 (.557). The 2010 NBA Coach of the Year, Brooks has led his teams to eight playoff berths, including a trip to the NBA Finals in 2012 and Western Conference Finals appearances in 2011 and 2014. He has four 50-win seasons to his credit, including a 60-22 mark with the Thunder during the 2012-13 season. Before becoming a head coach, Brooks worked as an assistant coach with Seattle/Oklahoma City (2007-08), Sacramento (2006-07) and Denver (2003-06). A native of Lathrop, California, Brooks played collegiately at Texas Christian University, San Joaquin Delta College and UC Irvine before embarking on a 10-year NBA career with Philadelphia, Minnesota, Houston, Dallas, New York and Cleveland. Brooks won an NBA championship in 1994 as a member of the Houston Rockets.



Roy Rogers
Assistant Coach

Roy Rogers enters his second season with the Trail Blazers in 2022-23, bringing 14 years of experience as an NBA assistant coach. Before arriving in Portland, Rogers spent the 2020-21 season with the LA Clippers, where he worked alongside Chauncey Billups and helped the team reach the Western Conference Finals. Rogers spent the 2019-20 season on the Chicago bench and before that spent three seasons with Houston, which included an appearance in the Western Conference Finals in 2018. He has also worked as an assistant coach with Washington (2014-16), Brooklyn (2013-14), Detroit (2011-12), Boston (2010-11) and New Jersey (2008-10). Prior to his time in the NBA, Rogers was an assistant coach in the NBA G League for the Austin Toros (2007-08), Tulsa 66ers (2005-07) and Huntsville Flight (2004-05). As a player, Rogers appeared in 137 games in three NBA seasons with Vancouver, Boston, Toronto and Denver from 1996-2000. He played four seasons at Alabama from 1992-96 before being selected with the 22nd pick of the 1996 NBA Draft. Rogers and his wife, Patricia, are parents to Jasmine, Jordan, Saige and Sebastian.



Steve Hetzel
Assistant Coach

Steve Hetzel starts his second season as an assistant coach with the Trail Blazers in 2022-23 after coaching the team's 2022 Summer League entry to a championship. Hetzel joined the Portland bench after spending the previous seven seasons as an assistant coach under Steve Clifford, first in Charlotte (2014-18) and most recently in Orlando (2018-21). He previously was the head coach of the Canton Charge of the NBA G League during the 2013-14 season. In his lone season in Canton, Hetzel led the Charge to a 28-22 record, finishing second in the East division. Prior to Canton, Hetzel spent four seasons as a player development coach with the Detroit Pistons (2009-13). He began his NBA career in the video room, first as an assistant video coordinator with San Antonio in the 2005-06 season and then as the video coordinator for Cleveland for three seasons (2006-09). Hetzel graduated from Michigan State in 2005, where he served as a student manager for the men's basketball team. He and his wife, Anne, are the parents to Aden, Selah and Jackie.



Jonah Herscu Assistant Coach

Jonah Herscu joins the Trail Blazers as an assistant coach in 2022-23 after spending the past three seasons with the Sacramento Kings. Herscu began with Sacramento as an advance scout in 2019 before being named an assistant coach in 2021. Prior to the Kings, Herscu spent three seasons with the Los Angeles Lakers as an advance scout and player development assistant (2018-19), and assistant video coordinator (2016-18). He arrives in Portland with 14 seasons of experience in the NBA, NBA G League, and WNBA. After starting his career with the Fort Wayne Mad Ants of the NBA G League in 2013, Herscu has also worked as an assistant coach for the Chicago Sky of the WNBA and as a video coordinator for the Chicago Bulls. The Amherst, MA native graduated from Lake Forest College with a degree in Coaching: Personal Identity, Sports Psychology and Leadership. Herscu earned his master's degree in Sports Science, with a focus on coaching, in 2016 from the United States Sports Academy.



Rodney Billups Assistant Coach

Rodney Billups joined the Trail Blazers as an assistant coach midway through the 2021-22 campaign after starting the season as a scout for the Milwaukee Bucks. Prior to his time in Milwaukee, Billups served as the head coach for his alma mater, University of Denver, from 2016-2021. He began his coaching career at the University of Colorado Boulder, serving as an assistant coach from 2012-16 after holding the title of Director of Basketball Operations from 2010-12. Billups' playing career at DU was highlighted by an All-SBC Third Team selection in 2004-05, the same season he was named co-recipient of the Floyd M. Theard Jr. Memorial Award. The award is presented each year to the DU men's basketball player who best displays the qualities of leadership, scholarship and sportsmanship. Following his collegiate playing career, Billups played professionally with BK Riga of the Latvian Basketball League and Kouvo of the Finnish Korisliiga. The Colorado native joins his brother, head coach Chauncey Billups, on the Trail Blazers coaching staff.



David Adkins Director of Player Development

David Adkins joins Trail Blazers coaching staff in 2022-23 as Director of Player Development, bringing over 29 years of coaching and player development expertise with him to Portland. Adkins spent the 2021-22 season in Los Angeles as a player development coach for the Clippers and the top assistant for the team's G League affiliate, the Agua Caliente Clippers. Before that, Adkins worked for seven seasons with the Washington Wizards as an Assistant Coach, Director of Player Development. Prior to his work in the NBA, Adkins spent five years as an assistant coach at the University of Maryland where he helped lead the women's basketball program to a 130-38 (.774) record, an ACC Championship and four NCAA Tournament appearances, including the 2014 Final Four, 2012 Elite Eight and 2013 Sweet Sixteen. Adkins is a graduate of Radford University, where he played basketball and served as team captain his senior year.



Mark Tyndale Player Development Assistant

Mark Tyndale enters his second season with the Trail Blazers as a player development assistant in 2022-23. Prior to arriving in Portland, Tyndale broke into the league as a player development coach with the Toronto Raptors under Nick Nurse, whom Tyndale played for during the 2009-10 season with the Iowa Energy of the NBA G League. A native of North Philadelphia, Tyndale attended Temple University where garnered Second Team All-Atlantic 10 honors while leading Temple to the NCAA Tournament and earned the Robert V. Geasey Trophy, honoring the best player in the Philadelphia Big 5 in 2008. Between 2008 and 2018, Tyndale played professionally in Australia, Germany, Ukraine, Sweden, and Israel while also having an extensive career in the NBA G League with Iowa, Sioux Falls Skyforce, Maine Red Claws, Reno Bighorns and Memphis Hustle.



Jason Hervey Advance Scout

Jason Hervey enters his second season as Portland's advance scout in 2022-23. He joins the Trail Blazers after spending two seasons as a quality control coach for the Minnesota Timberwolves from 2019-21. Prior to that, Hervey was the advance scout for the Phoenix Suns from 2016-19 and a personnel scout with the Timberwolves from 2014-16. Hervey began his NBA career with the Detroit Pistons as video coordinator from 2005-09 before joining the Washington Wizards for three seasons as the head video coordinator and advance scout from 2009-12. He returned to Detroit as the director of player development from 2012-14. A native of Lapeer, Michigan, Hervey graduated from Defiance College with a Bachelor of Science degree in health and physical education/fitness and played on the basketball and football teams. He attended graduate school at Michigan State.



Jacob Mooallem Analytics Coach

Jacob Mooallem joins the Trail Blazers for his first season as the team's Analytics Coach in 2022-23. Mooallem spent the past two seasons as an assistant coach for the New Zealand Breakers of the National Basketball League in Australia and previously worked as a video scout at DraftExpress. A native of West Palm Beach, Fla., Mooallem served as the head video manager for the men's basketball program at Indiana University where he graduated in 2020.



Parker Hines **Head Video Coordinator**

Parker Hines begins his second season with the Trail Blazers as the head video coordinator in 2022-23. In 2016, Hines began his NBA career with the San Antonio Spurs where he served as a video coordinator for five seasons prior to his arrival in Portland. Hines was a four-year starter at Augsburg University in his native Minneapolis, Minnesota where is the current all-time assist leader at the school and garnered all-conference honors.



Ikenna Smart **Assistant Video Coordinator**

Ikenna Smart enters his second season as an assistant video coordinator for the Trail Blazers after joining the team in January of 2022. Smart most recently worked with Alabama men's basketball as a graduate assistant from 2020-2022 where he supported the defensive coordinator and analytics team while assisting with player development. Smart played college basketball for Wake Forest in 2018-2019 as a graduate transfer and earned a Master's degree in Liberal Studies with a concentration in Global Studies. Before transferring to Wake Forest, Smart spent four seasons at University of Buffalo where he received the Coach Leonard T. Serfustini Sportsmanship Award in 2017 and earned a Bachelor's degree in International Trade and Geography. A native of Nigeria, Smart is the president and founder of Smart Sports foundation, a nonprofit organization that donates athletic shoes to young athletes.



Jason Luhnaw **Assistant Video Coordinator**

Jason Luhnaw enters his first season as a full-time assistant video coordinator in 2022-23 after joining the Trail Blazers as a video intern in January of 2022. Luhnaw played basketball at Lake Oswego High School before becoming a standout player at Lewis and Clark College. Post-graduation, Luhnaw played for the Woodville Warriors of the National Basketball League One division in Australia. Luhnaw most recently served as the junior varsity and varsity assistant coach for the Lake Oswego High School men's basketball program and also assisted in developing collegiate and professional players with skills trainer Phil Beckner.



Geoff Clark **Director of Player Health and Performance**

The 2022-23 campaign marks Geoff Clark's 25th NBA season, all with the Trail Blazers. Clark was named the team's Director of Player Health and Performance in January 2022 after 11 and a half seasons as the Head Athletic Trainer. In his role, Clark leads the Trail Blazers team of medical and performance professionals in providing preventative maintenance and rehabilitative care to players. Clark has been an NATA Certified Athletic Trainer for over three decades following his graduation from Oregon State University in 1990. His experience includes four minor league seasons with the Los Angeles Dodgers and an eight-year physical therapy stint while being assigned to the CBA's Yakima Sun Kings. His extensive volunteer work includes the 1996 Centennial Olympic Games in Atlanta, the 1997 USA Basketball Tournament of the Americas, and time with the US Olympic Committee in 1998 and 1999. Clark earned a gold medal in 1997 with USA Basketball, was named the CBA Athletic Trainer of the Year in 1995, and also received the illustrious Joe O'Toole NBATA Athletic Trainer of the Year 2014. His tenure in basketball operations has created a multidisciplinary role with the team that includes varying sports medicine responsibilities as well as team operations. Clark's Pacific Northwest heritage, being born and raised in Oregon, has created a passion for the wine industry. He holds two internationally recognized wine education awards and is newly credentialed as a sommelier. Clark and his wife, Alisa, have four grown children and reside in Hillsboro.



Jessica Cohen **Head Athletic Trainer**

Entering her fourth season with the Trail Blazers, Jessica Cohen was named the team's Head Athletic Trainer in January of 2022. She originally joined the organization as the team's Assistant Athletic Trainer/Physical Therapist in 2019. Cohen arrived in Portland after seven seasons in the WNBA where she spent two years as the Atlanta Dream's Head Athletic Trainer and Physical Therapist following five seasons with the Chicago Sky. During her time in the WNBA, Cohen also worked with the New England Black Wolves of the National Lacrosse League and toured with celebrity performers. Credentialed as both a Certified Athletic Trainer and Licensed Physical Therapist, Cohen is also certified as a Performance Specialist from EXOS and holds her CSCS. She became board certified in Sports Physical Therapy (SCS) in 2021 and board certified in Orthopedic Physical Therapy (OCS) in 2022 by the American Board of Physical Therapy Specialties. Cohen graduated from Vanderbilt University in 2010 with a B.S. in Health Policy and Human Organizational Development where she was also a member of the women's swim team. In 2013, Cohen earned her Master's of Athletic Training at the University of Arkansas and later her Doctorate of Physical Therapy from Northwestern University in 2016.



Todd Forcier **Head Strength Coach**

Todd Forcier enters his 13th season with the Trail Blazers in 2022-23. Prior to joining the team, he served as the Head Strength and Conditioning coach for men's basketball at the University of Kentucky from 2007-10. Forcier held the same position at Syracuse (2002-07), where he worked with former Trail Blazer Carmelo Anthony during the 2003 NCAA Championship season, and at the University of Dayton (1998-2002) for both the men's and women's teams. He was an assistant strength and conditioning coach at UNLV in 1997-98. Forcier, in addition to being certified in CSCS and ART, is a licensed massage therapist. He received his bachelor's degree in kinesiology from Washington State, where he interned with the Cougars and Seattle SuperSonics. Forcier and his wife, Shannon, are the parents to Emma, Cash and Isla.



Dr. Chantelle Green
Director of Mind Health and Wellness

Dr. Chantelle Green joined the Trail Blazers in March of 2022 as the team's Director of Mind Health and Wellness. In her role, Dr. Green is responsible for helping players deal psychologically with the demands of the sport and to improve their personal development and performance. She also provides mind health education and awareness to players and staff. Dr. Green's areas of focus include sleep medicine, psychosocial aspects of injury, substance abuse, and behavior change facilitated through motivational interviewing. Dr. Green previously served as the Staff Psychologist at the University of Oklahoma, where she was embedded in the athletics department with Psychological Resources for OU Student Athletes (PROS) providing counseling, sport performance, and psychological testing services to individual athletes and teams.



Charles Loftis
Sports Performance Therapist

Charles Loftis continues with the Trail Blazers for his third season as the team's Sports Performance Therapist in 2022-23. In his position, he assists with the development and implementation of strength and conditioning programs as well as performing physical therapy. Loftis was previously the Head Strength and Conditioning Coach for the Minnesota Timberwolves G league affiliate, the Iowa Wolves, for two seasons. Prior to joining the Timberwolves organization, Loftis opened and operated a sports performance gym in Edmond, Oklahoma. A native of Del City, Oklahoma, Loftis attended Langston University where he was a member of both men's basketball and track & field programs. He received his Bachelor of Science degree in chemistry with a minor in biology from Langston in 2009 before graduating from the school's Doctor of Physical Therapy program in 2013. Loftis also holds CSCS and RSCC designations from the NSCA, specializes in manual/manipulation therapy techniques, and is certified in PES, CES and dry needling.



Cruz Romero
Physical Therapist/Sport Scientist

Cruz Romero begins his second season with the Trail Blazers as the team's Physical Therapist/ Sports Scientist in 2022-23. Before arriving in Portland, Romero spent the previous four years working at EXOS, a renowned human performance company headquartered in Phoenix, AZ. During his tenure, he held a PT manager role and was involved in the care of professional athletes from all the major sports leagues, Olympic athletes and various international athletes. He holds board certifications in Sports and Orthopedics under the American Physical Therapy Association, in addition to certifications in orthopedic manual therapy, XPS, systemic dry needling, and strength and conditioning specialist (CSCS). A native of Phoenix, Romero received his B.S. in Exercise Science with dual minors in chemistry and psychology from Northern Arizona University and completed his Doctorate of Physical Therapy at Northern Arizona University.



Taylor Walden
Manager of Performance Science

Taylor Walden joined the Trail Blazers as Manager of Performance Science in March of 2022. Walden brings a decade of experience tracking and analyzing performance data to Portland's health and performance staff. She most recently worked as a Player Health Operations Manager at the NBA's league office since 2017. Prior to that, Walden spent five years working for the United States Olympic Committee in various sports medicine roles. A native of Southern California, Walden is a graduate of Pace University where she played soccer.



Dale Boyd
Assistant Strength Coach

Dale Boyd joins the Portland Trail Blazers in his first season as the Assistant Strength Coach in 2022-23. Boyd most recently served as the assistant strength and conditioning coach and sports scientist for Overtime Elite during the 2021-22 season after previously holding an internship with P3 in Atlanta in 2021. Prior to that, Boyd enjoyed a stint in the NBA G League as the head strength and conditioning coach for the Austin Spurs in 2020-21. This season marks a return to the state of Oregon for Boyd, as he served as the assistant strength and conditioning coach for the Oregon men's basketball program during the 2019-20 season. Boyd earned graduate degrees in Human Movement Science from Concordia University Chicago and Data Science from Eastern University after attending Falkner University as an undergraduate.



Micah Smith
Assistant Athletic Trainer

Micah Smith joins the Trail Blazers in 2022-23 as the team's Assistant Athletic Trainer after most recently serving one season as the Head Athletic Trainer for the Wisconsin Herd of the NBA G League. He previously served in assistant athletic training roles at Butler University, the University of Arkansas at Little Rock, Howard University and LeTourneau University. Smith also worked as an athletic training intern for the Houston Texans in the summer of 2017. He is a Certified Athletic Trainer (ATC) in addition to holding credentials as a Corrective Exercise Specialist (CES) and Performance Enhancement Specialist (PES). Smith holds a Master of Science in Health Care Administration from LeTourneau and a Master of Science in Sports Rehabilitation and Sports Psychology from California University of Pennsylvania. He received his bachelor's degree in athletic training from Anderson University where he played basketball.



Andrae Patterson
Assistant General Manager

Andrae Patterson joined the Trail Blazers as an Assistant General Manager in January of 2022. He is active in player personnel decisions, roster construction and scouting and plays a leadership role in improving the Trail Blazers front office processes across multiple departments. Before arriving in Portland, Patterson most recently served as Senior Director of Basketball Operations for the Cleveland Cavaliers, where his responsibilities included personnel scouting, staff management and interdepartmental community initiatives. He originally joined the Cavaliers as the Director of Basketball Administration in 2017. Prior to his time in Cleveland, Patterson spent two seasons in Utah as the Player Personnel/Player Programs Coordinator for the Jazz from 2015-17. Before transitioning to front office roles, Patterson was an Assistant Coach for the Idaho Stampede of the NBA G League for the 2014-15 season and spent four seasons on the coaching staff at the University of Texas at Arlington as the Director of Basketball Operations/Video Coordinator (2010-12) and as an Assistant Coach (2012-14). As a player, Patterson played two seasons in the NBA after being drafted by the Minnesota Timberwolves with the 46th overall pick in the 1998 NBA Draft. He then played internationally for nine seasons, including five seasons in Liga ACB in Spain. A native of Abilene Texas, Patterson played four seasons for Hall of Fame coach Bob Knight at Indiana (1994-98) while earning a degree in criminal justice. He and his wife, Kiana, along with their children live in the Portland area.



Mike Schmitz
Assistant General Manager

Mike Schmitz enters his first season with the Trail Blazers in 2022-23 after joining the team as an Assistant General Manager. He brings expansive knowledge of evaluating talent both in America and Internationally to the franchise. Schmitz joins the Trail Blazers front office after working as an acclaimed draft analyst for ESPN since 2017. In addition to his role with ESPN, Schmitz served as a contributor to DraftExpress.com, a comprehensive scouting service utilized by NBA, NCAA and international teams. He has also worked as an assistant coach for the Ugandan national team since 2018. His experience includes extensive travel across North America, Europe, Africa and Australia to discover and analyze future NBA prospects. Prior to 2017, Schmitz was an NBA draft analyst for Yahoo Sports and covered the Phoenix Suns as a writer and video analyst. Additionally, Schmitz worked as a video coordinator for the Bakersfield Jam of the NBA G League during the 2012-13 season. Schmitz is a 2012 graduate of the University of Arizona.



Sergi Oliva
Assistant General Manager

Sergi Oliva begins his first season as an Assistant General Manager with the Trail Blazers in 2022-23. Oliva brings an extensive background integrating strategy and innovation in the game of basketball to the organization. He arrives in Portland having spent the last two seasons as an assistant coach with the Utah Jazz on Quinn Synder's staff. In Utah, Oliva helped coach the Jazz to a combined record of 101-53 (.656), which included the best record in the league in 2020-21 at 52-20. In March of 2022, Oliva was included on the inaugural "NBA 40 Under 40" list by The Athletic, which recognized the executives, coaches and agents shaping the future of basketball. Prior to his time with the Jazz, Oliva was with the Philadelphia 76ers for six seasons, where he most recently served as Vice President of Strategy. A native of Gelida, Catalonia, Oliva originally joined the 76ers in 2014 as a Basketball Operations Analyst. He holds multiple degrees from Polytechnic University of Catalonia, including a PhD in Computational Complexity and master's and bachelor's degrees in Computer Science. Before his work in the NBA, Oliva spent 12 years as a head coach at the youth and senior amateur levels in Catalonia.



Asjha Jones
Director of Basketball Strategy

Asjha Jones joined the Trail Blazers in April 2021 as Director of Basketball Strategy. In her role, Jones assists in the team's strategic planning and future-focused initiatives, Salary Cap management and transaction execution. Jones is also active in roster construction and player evaluation for the draft, free agency and trades. Prior to arriving in Portland, Jones spent the 2020 season as an assistant coach with the Washington Mystics of the WNBA, where she was a player development assistant for two seasons from 2018-19. She became the first person to win a WNBA title as both a player and a coach when the Mystics won the WNBA championship in 2019. Jones played 12 seasons in the WNBA, winning a championship with Minnesota in 2015 and garnering two All-Star appearances (2007 and 2009) and an All-WNBA Second Team honor in 2008 with the Connecticut Sun. The Sun retired her No. 15 jersey on May 14, 2022. Playing for Team USA, Jones won Gold Medals at the 2010 FIBA World Championship in Prague and the 2012 London Olympics. She also played internationally in Israel, Russia and Spain. Jones is a 2002 graduate of UConn, where she studied business and won two NCAA titles in 2000 and 2002.



Zach Williams
Director of Data Science

Zach Williams begins his 10th season with the team in 2022-23 and his first as Director of Data Science. After joining the team as an intern in January of 2013, Williams spent the past eight seasons as the team's Director of Basketball Analytics. In his current role, Williams works closely with the team's front office executives to integrate statistics and technology into the Trail Blazers management and decision-making processes. The Fort Worth, Texas, native graduated from Tarleton State University with a degree in Psychology. Williams resides in Tualatin with his wife, Erin, and their children, Cora and Reid.



Sean Kiely
Basketball Strategy Analyst

Sean Kiely begins his 14th season with the Trail Blazers in 2022-23. As the team's Basketball Strategy Analyst since March of 2022, Kiely works closely with the team's basketball operations staff on salary cap management and roster planning. He previously served as Portland's Scouting Manager since 2009, performing a number of scouting duties focused primarily on the NBA and the NBA G League. Kiely, who began his tenure with the Trail Blazers as a corporate sponsorship intern in 2008, moved on to an internship in the basketball operations department in 2008-09 before being hired full time. A native of West Linn, Oregon, Kiely graduated from the University of Oregon, where he studied Economics and Business. Kiely resides in Tigard with his wife, Ashley, and their two sons.



Sheri Sam
Scouting Manager

Sheri Sam was hired as the Scouting Manager for the Trail Blazers in March of 2022. In her position, Sam works closely with the rest of the front office in the evaluation of collegiate and professional players. She coordinates pre-draft scouting efforts as well as the scouting of draft prospects throughout the season. Sam enjoyed a 15-year professional playing career, including 10 seasons in the WNBA where she was a two-time WNBA Champion with Seattle in 2004 and Detroit in 2008, while being selected as an All-Star with Miami in 2002. She also spent three seasons in the American ABL (1997-99), earned three all-star appearances and played 12 seasons internationally in a host of countries. In 1996, Sam competed for Team USA as a member of the Jones Cup Team that won Gold in Taipei. Prior to joining the Trail Blazers, Sam served as an assistant coach for the women's basketball team at Eastern Illinois from 2013-17. In 2020, she was named the Managing Director of the Northern California PGA Foundation. Sam is an alum of Vanderbilt, where she is a member of the Vanderbilt Athletic Hall of Fame and led the women's basketball team to four straight NCAA Tournament appearances, including the Final Four in 1993.



Danny Connors
Personnel Analyst

The 2022-23 campaign marks the seventh season with the Trail Blazers for Danny Connors. Promoted to Personnel Analyst in January 2022, Connors joined the team as a Basketball Operations Assistant in 2016 before serving as the team's High School Scouting Coordinator (2018-21) and Scouting Coordinator (2021-22). In his role, Connors contributes to the team's talent evaluation of players at all levels through scouting and analytics. Prior to joining the Trail Blazers, Connors was a graduate assistant for the University of Massachusetts from 2014-16 while earning his Master's in Sports Management. He also worked as a Basketball Operations Intern for the Philadelphia 76ers in the summer of 2013. A native of Yardley, Pennsylvania, Connors holds a degree in Newspaper and Online Journalism from the Newhouse School at Syracuse University, where he worked with former assistant coach Mike Hopkins in an analytics role.



Jake Fox
Personnel Video Analyst

Jake Fox is entering his fourth season with the Trail Blazers in 2022-23 and his first as a Personnel Video Analyst. He first worked for the Trail Blazers as a Basketball Operations Intern in the summer of 2018 before returning to the team full-time as a Basketball Operations Assistant ahead of the 2019-20 season. In 2022, Fox was promoted to Basketball Administration Coordinator before moving to his current role. Previously, Fox worked as the Assistant Director of Basketball Operations for the men's basketball program at Pittsburgh during the 2018-19 season. A graduate of Duke University with a degree in English, Fox worked for the Blue Devils in a team operations role as an undergraduate student. While a student, Fox spent the summers of 2016 and 2017 in his hometown as a Basketball Operations Intern for the San Antonio Spurs.



Joe Lee
Senior Basketball Data Engineer

Joe Lee is entering his second season as the Senior Basketball Data Engineer for the Trail Blazers and his seventh season with the organization overall. Lee's responsibilities include building app-based technology solutions for the Trail Blazer's coaching and scouting staffs as well as contributing to the integration of technology into all the team's basketball operations functions. After joining the franchise's analytics department as the basketball application developer in 2016, Lee was promoted to senior basketball application developer ahead of the 2018-19 season. Prior to joining the Trail Blazers, he worked for a number of software and telecom companies as a full stack web developer and cloud engineer. A native of Tucson, Arizona, Lee holds a bachelor's degree in computer science from Portland State.



Katherine Overman
Senior Data Scientist

Katherine Overman enters her first season as a Sr. Data Scientist for Portland and will work closely with the research and development group in transforming positional data into basketball insights to help enhance the team's decision-making processes. Overman earned her Ph.D. in Physics at Emory University in 2022, where she did her research modeling animal behavior patterns, specifically with fruit flies. Prior to that, she graduated from Augusta University, with a double major in Math and Physics.



Juanita Samborski
Software Developer

Juanita Samborski is in her first season as a Software Developer for the Trail Blazers. She works with the team's research and development group to develop tools, applications and systems that allow for more automated and data-driven workflows throughout the organization. Samborski has extensive experience as a freelance developer, creating functional, intuitive user interfaces for clients in a variety of fields. She received a certificate in Full Stack Development from the University of Washington after graduating from Texas Tech University with a Bachelor of Arts.



Trevor Smith
Software Engineer

Trevor Smith is in his first season as a Software Engineer for the Trail Blazers. Smith works with the team's research and development group in architecting tools and data processes, helping to develop internal systems for supporting workflows and decision making. Smith is an experienced full-stack developer and has worked in multiple fields, including most recently supporting non-profits at Field Day. He is a graduate of the University of Oregon and possesses additional certifications from immersion software engineering programs.



Tina Thompson
Scout

Tina Thompson enters her first season as a scout for the Trail Blazers after serving as the head coach of the Virginia Cavaliers women's basketball team from 2018-2022. Thompson's storied playing career culminated in her induction into the Naismith Memorial Basketball Hall of Fame in 2018. She is a four-time WNBA Champion with the Houston Comets, a nine-time WNBA All-Star and an eight-time All-WNBA honoree. Internationally, Thompson earned championships in the Russian National League, EuroLeague and Romanian National League while also earning gold medals with Team USA at the 2004 and 2008 Olympics. As a part of the 25th anniversary of the WNBA in 2021, the USC alum was named to The W25, commemorating the top 25 WNBA players of all time.



Swengi Lomani
International Scout

Swengi Lomani started with the Trail Blazers in March 2022 as an International Scout. A French native, he grew up playing basketball and played in the minor leagues in France. Lomani became an agent at the age of 21 and spent the next 13 years helping to advise and develop young players on and off the court in both basketball and football.



Nico Mathieu
International Scout

Nico Mathieu enters the 2022-23 season as an International Scout for the Trail Blazers after most recently serving as a consultant for the San Antonio Spurs since 2018. The French native began his scouting career working independently for several French clubs starting in 2014. In 2017, Mathieu became a scout for Châlons-Reims of the LNB Pro A, the top-tier division of French Basketball and then transitioned to scouting for ASVEL's Academy which produced French Champion U21 (2021 & 2022), French U17 Cup (2022) and French Champion U18 (2022) teams. In 2018, along with consulting for the Spurs, he scouted for JL Bourg, also of the LNB Pro A division in France.



Nick West
Director of Basketball Operations

Nick West begins his 13th season with the Trail Blazers in 2022-23. In his role as Director of Basketball Operations, West directs the daily operations of the basketball department and oversees the administration of the Trail Blazers Practice Facility. West's duties also include team travel management, agent relations, finance/accounting and preseason scheduling. He worked for the Trail Blazers previously from 1996-2000, serving as the team's Small College Scouting Coordinator. A native of Seattle, West began working in the NBA as a volunteer for the Seattle SuperSonics in the sixth grade in 1987, and later served as a team attendant for the Sonics from 1992-96. Prior to returning to the Trail Blazers for the 2010-11 season, West spent five years working in the recruiting department of Microsoft and spent six years coaching high school basketball in the Seattle area. He obtained his Master's in Education from Seattle Pacific University in June 2012. Nick and his wife, Stephanie, are the proud parents of daughters Gabrielle and Olivia, and son Noah.



Eric Hallman
Equipment Manager

Eric Hallman enters his 25th season working in the NBA in 2022-23 and his eighth season with the Trail Blazers. As the team's head equipment manager, Hallman is in charge of outfitting team personnel and maintaining all basketball related equipment at home and on the road. He oversees a staff that includes one assistant and 14 team attendants. An Arizona native, Hallman previously worked for the Phoenix Suns for 17 years, beginning at age 12 as a ball boy, before being promoted to team attendant and most recently to Assistant Equipment Manager. On top of his duties with the Suns, he was the Head Equipment Manager and Basketball Operations Manager for the WNBA's Phoenix Mercury from 2011-15. Hallman resides in Portland with his wife and son.



Cory Lay
Assistant Equipment Manager

Cory Lay begins his second season as the Trail Blazers Assistant Equipment Manager in 2022-23 and his seventh season with the franchise overall. He originally joined the Trail Blazers as a team attendant during the 2016-17 season. In his role, Lay partners with Equipment Manager Eric Hallman to outfit the team and ensure the proper transportation of all team equipment. A native Oregonian, Lay graduated from Portland State with a degree in business management and leadership.



Rick Riley
Director of Security

Rick Riley is entering his eighth season as the team's Director of Security. Riley is responsible for planning and coordinating all basketball team related security operations, including team travel, games, special events and individual player appearances. Prior to joining the Trail Blazers, Riley worked for two years as a contractor with the Miami Heat, where he served in a similar capacity. Riley worked as a Special Agent in the United States Air Force, where he served for 15 years. Agent Riley also coordinated protective service operations, undercover operations and ran the Joint Drug Enforcement Team (JDET). The JDET was responsible for investigating drug use and distribution by Air Force members, and civilians suspected of dealing to Air Force members.



Cheri Hanson
Vice President, Team Relations

As Vice President of Team Relations, Cheri Hanson is responsible for cultivating strong relationships with players, their families, coaches, agents, business staff and the NBA to help all parties achieve their community and business objectives. She supports the players' professional development by collaborating with athletes and their agents to further brand management initiatives through communications strategies and public appearances. Additionally, Hanson oversees Player Programs, working closely with the NBA's Player Development Department on program initiatives. This is Hanson's 13th season in her current role. She joined the Trail Blazers in June 2007 as Vice President of Communications, a professional homecoming for the Portland native. Her NBA career began in 1974 as an assistant to her father, John White, the team's original publicity director and the recipient of the 1998 Splaver/McHugh "Tribute to Excellence" award. In 2015, Hanson followed in her father's footsteps to become the first woman to win the NBA's prestigious Splaver/McHugh award for outstanding performance and service in public relations. Following a decade under her father's tutelage, Hanson directed PR efforts for the Golden State Warriors (1985-90), the Seattle SuperSonics (1992-99) and the Milwaukee Bucks (1999-2007), and also served as the NBA's assistant director of media relations (1990-92). Twice, in 1987 and 2009, she led departments that were voted the league's best by national media. Cheri and her husband, David, have two boys, Nicholas and Kyle.



Beth Hancock
Player and Family Services Manager

The 2022-23 campaign will be Beth Hancock's 19th season with the Trail Blazers and her first as the team's Player and Family Services Manager. Hancock is responsible for the development and fulfillment of programs, services and initiatives that connect Trail Blazers personnel and alumni to the community. She works proactively to engage the team's players, coaches and executives with the organization. Additionally, Hancock serves as a liaison to the team's ownership group and helps to lead the Trail Blazers travel and logistics planning for the NBA Summer League. Previously, Hancock spent 18 years as the Executive Assistant to Basketball Operations, supporting six general managers and four head coaches after being hired to the role in November of 2004.



Heavyn Jackson **Team Relations Manager**

Heavyn Jackson enters her fourth season with the Trail Blazers in 2022-23 and her first as the team's Team Relations Manager. In her role, Jackson supports the Team Relations staff in working with a wide array of stakeholders to help players, coaches, the NBA and the Trail Blazers organization achieve business and community objectives. Jackson previously spent two seasons in the team's Basketball Communications department as a coordinator and manager after originally joining the team in 2019 as a Basketball Operations Assistant. No stranger to the game of basketball, Jackson has worked for the NBA Summer League in Las Vegas each of the past five summers. Prior to her time in the NBA, Jackson worked on Twitter's global marketing team for the 2016 Olympics. She is a graduate of the University of San Francisco, where she studied Communications.



Andrea Bailey **EVP, Chief Revenue Officer**

Andrea Bailey, Executive Vice President, Chief Revenue Officer, enters her second season with the Trail Blazers and Rose Quarter in 2022-23. In her role as Chief Revenue Officer, Bailey oversees various revenue-driving departments including Commercial Partnerships, Ticket Sales & Services and Premium Sales & Service department. She leads efforts across the organization to drive growth in existing revenue streams and identify emerging streams utilizing digital assets, esports and our facilities.

Bailey joined the Trail Blazers and Rose Quarter after 17 years with AEG Global Partnerships where she led sales and activation of STAPLES Center, L.A. LIVE and the L.A. LIVE Events Division, which included the Grammy Awards, NBA and NHL All-Star Games, NCAA Tournament, ESPY Awards, BET Awards and more. Before her time at AEG, she spent three years with the Cleveland Browns.

Throughout the course of her career, Bailey has consistently driven innovation within the sports marketing industry by adopting leading edge technologies and pushing creative boundaries, as exemplified by many award-winning projects. Equally focused on building strong relationships, Bailey has inspired partners and asset holders around the world to create additional value in their partnerships by thinking outside the box.

Bailey holds a Bachelor of Arts in International Economics & Management from Hiram College in Ohio. She lives in Portland with her husband, Jeremy, their three kids Jacoby (13), Crosby (8) and Rowan (3) and their two dogs.



Ashley P. Clinkscale **EVP, Chief Communications & Impact Officer**

Ashley Clinkscale enters her third season with the Portland Trail Blazers in 2022-23 and first full season as Chief Communications & Impact Officer. Assuming her new role in January 2022, Clinkscale oversees the Communications, Community, DEI, Team Relations and Alumni Relations departments.

With over 20 years of experience, Clinkscale leads the day-to-day and long-term communication strategy for the organization within the business and basketball realms, including driving the strategy and communication around the team's diversity, equity and inclusion efforts. Additionally, Clinkscale leads the organization's efforts alongside key community partners to raise awareness and address important issues in the community, with the goal of positively impacting underserved kids and families where they live, learn and play. Clinkscale is responsible for the development and execution of programs to connect Trail Blazers players, alumni, executives and their families to the larger Rip City community through team and alumni relation efforts. Bringing solid experience with leading global sports campaigns and QSR, her vast experience in strategic planning, media relations, community programs and crisis management have garnered successful campaigns.

In her first year with the organization, Clinkscale established a new Diversity, Equity and Inclusion department philosophy and started the first Racial Injustice Initiative. In addition to her work in DEI, she strategically restructured the Community department to lead to a greater impact in the community and beyond. As Chief Communications & Impact Officer, Clinkscale operates at the juxtaposition of business and basketball within the organization, ensuring both sides are fully aligned and operate cohesively to thrive in all areas.

Clinkscale played a crucial role in leading the team in efforts to resume basketball games at Moda Center in the 2020-21 season and ultimately in bringing fans safely back to the building later that season. This included leading proactive communication efforts, maintaining up to date information from league communications partners, working with local government and more.

Clinkscale has led innovative and content driven approaches to compliment brand objectives via strategic public relations campaigns, media tours, press conferences, public affairs, marketing and community communication efforts. Clinkscale's repertoire of clientele includes AT&T, NCAA, Major League Soccer (MLS), Zaxby's and Feld Entertainment.

Prior to joining the Trail Blazers, Clinkscale led communication strategy for the Oklahoma City Thunder as Director of Corporate Communications. In addition, Clinkscale previously supported in-house consumer campaigns for The PGA of America, CSE, St. John & Partners, Moroch Partners and Greenville Drive (MILB).

A native of Greenville, S.C., Clinkscale received her Bachelor of Arts in Mass Media Arts from Clark Atlanta University. Ashley and her husband, Bernard, reside in Portland.



Bill Christensen **EVP, Chief Financial Officer**

Chief Financial Officer & Executive Vice President, Bill Christensen enters his 31st season with the Trail Blazers and Rose Quarter in 2022-23. In his role, Christensen oversees the financial operations of the team and arena, including budgeting, forecasting and financial reporting.

After starting as a part-time Retail employee, Christensen moved into an accountant position when the team took up management of the Veterans Memorial Coliseum in 1993. He has since held the position of Controller for team properties Action Sports Media, Oregon Arena Corporation and Rose City Radio before being promoted to Senior Financial Analyst for the Trail Blazers in 2005 and Vice President of Finance in 2010.

A member of the 2009 Portland Business Alliance's Leadership Portland program, Christensen is the Treasurer of the Trail Blazers Foundation. A Portland-area native and Oregon State University graduate, Bill and his wife, Kim, reside in Lake Oswego.



Kevin Kinghorn **EVP, Chief Marketing Officer**

Kevin Kinghorn, Chief Marketing Officer and Executive Vice President, enters his first season with the Trail Blazers and Rose Quarter in 2022-23. Kinghorn leads Marketing and Innovation with the Trail Blazers, and is responsible for all marketing and technology functions for the Portland Trail Blazers, Rose Quarter and Blazer5 Gaming.

In his role, Kinghorn oversees brand marketing, customer insights, fan development, content, including broadcast and game entertainment, business analytics, innovation, and technology.

Kinghorn comes to Portland from PS&Co. in Vancouver, British Columbia, a creative agency focusing on brand, advertising, digital and data. As Chief Digital Officer, he led the development of PS&Co.'s sports, digital, and data business units, working with multiple professional sports teams across North America.

Prior to joining PS&Co., Kinghorn spent 16 years with Canucks Sports & Entertainment where he held multiple roles, including Vice President of Marketing leading the brand, marketing, content, design and digital teams for the Vancouver Canucks (NHL), Vancouver Warriors (NLL), the Vancouver Titans (OWL), and Rogers Arena. He led digital innovation across CSE, which included web, social and mobile, as well as in-arena fan engagement. He founded the fan data and consumer analytics programs, and spearheaded the launch of multiple brands and award-winning campaigns.

Kinghorn taught in the Digital Marketing & Communications Accelerated Diploma Program (DMCAP) through the University of British Columbia's Sauder Executive Education.

He holds a Bachelor of Arts degree in Journalism and Philosophy from Concordia University in Montreal, Quebec.



Ryan Flaherty **Senior Vice President of Brand Marketing**

Ryan Flaherty was promoted to Senior Vice President of Brand Marketing in January 2022 and holds over 27 years of marketing and brand development experience. Flaherty enters his 27th season with the organization in 2022-23 and oversees Brand & Fan Development, Broadcast, Content, Creative Services, Game Operations & Events and Retail, all departments integral to creating Trail Blazers fans and growing the brand internationally.

Prior to his current role, Flaherty served as the Vice President of Brand Strategy, spent two years as Marketing Director, over ten years as Creative Director, two years as Copywriter, Producer & Director and four years in the Corporate Partnership Marketing Department as an Account Manager. Major projects include leading team identity re-branding efforts, development of numerous season marketing campaigns, writing, producing and directing hundreds of radio and television commercial productions, new uniform development and launches, creation of multiple environmental space build outs within the Moda Center and countless marketing promotions and programs throughout his time with the organization. Flaherty graduated from Oregon State University with a degree in Communications. He and his wife and two daughters reside in NW Portland.



Ben Lauritsen **Senior Vice President, General Counsel**

Senior Vice President & General Counsel, Ben Lauritsen enters his 14th season with the Trail Blazers in 2022-23. He advises the Trail Blazers and the Rose Quarter in strategy, negotiations, disputes and compliance.

Prior to joining the Trail Blazers, Lauritsen worked as a Corporate Attorney at Stoel Rives LLP in Portland and at Latham & Watkins LLP in London.

Lauritsen graduated from the University of Chicago Law School in 2004 and spent a year as a judicial clerk for Judge David G. Campbell in the U.S. District of Arizona following graduation. Lauritsen serves on the board for The Center for Business Law and Innovation at Lewis & Clark Law School and the Trail Blazers Foundation. He is a frequent contributor to sports and entertainment law classes, panels and conferences.



Miriam Maiden **Senior Vice President of People & Culture**

Miriam Maiden, Senior Vice President of People & Culture, enters her second season with the Trail Blazers and Rose Quarter in 2022-23. Maiden oversees all Human Resources functions both internally and externally.

Maiden comes to Portland from the Kansas City Royals where she worked as the Senior Director of Human Resources for over five years. She was responsible for developing and implementing company-wide personnel policies and programs to include workforce planning, recruitment, employee training, health and welfare benefits, employment/EEO regulatory compliance and performance management.

Prior to her work with the Royals, Maiden was Vice President of Human Resources & Compliance for the Kansas City Care Clinic, where she worked for almost six years. She brings over 15 years of expertise in all aspects of human resources management.

In addition to holding her PHR, SHRM-CP Certification, Maiden received her Bachelor of Arts from Avila University and earned her Master of Arts in Human Resources Management and Master of Business Administration from Webster University.



Chris Oxley **Senior Vice President of Government Affairs & Strategic Initiatives**

Chris Oxley's expansive career in the sports and entertainment industry has spanned over two decades. In his 23rd year at the Rose Quarter, Oxley holds the position of Senior Vice President of Government Affairs & Strategic Initiatives for the Portland Trail Blazers and Rose Quarter.

His responsibilities include overseeing business development, government affairs, venue operations, long-term venue strategy and organizational coordination around health and safety. A key example of Oxley's dedication to innovative business development was the creation of the PK80-Phil Knight Invitational basketball tournament, which was one of the most successful, non-franchise events in the history of the campus.

In his role, Oxley oversees all venue operations for Moda Center, Veterans Memorial Coliseum and the entire 35-acre Rose Quarter campus; aligning facility operations, environmental services, event operations and booking, security and hospitality. An established leader in sustainable venue operations, he led the charge for Moda Center to be the first professional sports venue to achieve LEED Gold Certification for an existing building. In 2022, Oxley and the Rose Quarter continued to lead in the sustainability space as Moda Center was recertified as a LEED Platinum venue.

Previously the organization's SVP of Government Affairs & Projects and SVP of Venue Operations, Oxley managed a significant renovation of the Trail Blazers practice facility and oversaw a \$16 million capital campaign that infused the Rose Quarter with critical new entertainment infrastructure to enhance the fan experience. His culinary vision led to the creation of many new food, beverage and catering offerings that are now considered an innovative model for professional sports venues.

Oxley is a graduate of Drake University with a bachelor's degree in Economics and Business Administration. In addition to a diverse mix of professional duties, Oxley maintains a strong sense of civic responsibility and commitment to regional growth. He serves in board-executive leadership positions with the Portland Business Alliance, Sport Oregon and the Museum of Pop Culture in Seattle.



Christa Stout **Senior Vice President of Innovation & Technology**

Christa Stout, Senior Vice President of Innovation & Technology, enters her ninth full season with the Trail Blazers and Rose Quarter. She is responsible for driving business and customer solutions through innovation and technology. In this role, she oversees the organization's IT, Business Strategy & Analytics, Digital Marketing and Innovation, and Customer Insights departments. Stout's leadership led to the Trail Blazers being named one of the Top 25 Most Innovative Teams in the world by Sports Innovation Lab in 2022. Her previous roles at the Trail Blazers include over six years leading Social Responsibility and the Trail Blazers Foundation, and three years leading Diversity, Equity & Inclusion. Prior to joining the Trail Blazers in February of 2014, Stout oversaw the Portland Timbers Community Relations Department starting in 2011.

Stout worked in sport and international development in South Africa, Australia, Central and South America and Europe prior to moving back to her hometown, Portland, in 2011. Stout holds an MBA in International Business and a bachelor's degree in sociology and psychology. She is a member of the NBA's Team Innovation Advisory Council in her free time enjoys adventures with her husband and children.



Richard Fedesco **Vice President of Rose Quarter Event Operations**

Richard Fedesco enters his fifth season with the Trail Blazers in 2022-23 and second as Vice President of Rose Quarter Event Operations. In this role, Fedesco manages all events hosted at the Rose Quarter campus and oversees the Guest Experience, Booking, Security, Event Management, Production and Parking departments.

Prior to his current role, Fedesco served as Rip City Management's Assistant General Manager of Venue Operations. Before joining the organization, Fedesco spent 10 years with the San Jose Earthquakes, most recently as their Vice President of Business Operations and Analytics. During his time in San Jose, Fedesco served as an original member of the management team throughout its expansion in 2008 and oversaw the opening of their brand-new soccer-specific stadium in 2015.

Fedesco graduated Magnum Cum Laude with a Bachelor of Arts from the University of the Pacific with a concentration in Sports Management. He resides in Clackamas with his wife, Jenny, two sons Zach and Max and dog, Claire.



Laura Flynn **Vice President, Premium**

Laura Flynn, Vice President of Premium, enters her 5th season with the Trail Blazers and Rose Quarter in 2022-23. In her role she manages a team of Sales & Service staff responsible for the acquisition and retention of Courtside and Club season ticket holders and Suite owners at Moda Center.

During her tenure with the Trail Blazers, Laura has served as Senior Director of Premium Seating, Director of Premium Service, and Ticket Service Manager. Prior to joining the Blazers, she worked in Sales and Marketing roles within the fitness industry with brands such as Equinox, The Bay Club, and The Sports Club/LA. Laura has also worked with the Chicago Red Stars and Philadelphia Independence women's professional soccer teams.

Laura has her master's degree in Corporate Communication from Boston University with a bachelor's degree in Sports Management from California University of Pennsylvania. She resides in Tigard, OR with her wife Jessica and daughter Logan.



Todd Ricksger **Vice President, Tickets**

Todd Ricksger, Vice President of Tickets, is entering his 18th season with the Trail Blazers and Rose Quarter in 2022-23. In his role, Ricksger oversees the Ticket Sales and Service departments and is responsible for all ticketing aspects of the business including season tickets, packages, groups & the service provided to our ticket holders. If you see him in Moda Center, don't hesitate to stop him to provide your feedback or say hello.

Ricksger has spent the entirety of his professional career with the Trail Blazers organization. His previous roles include two years as Senior Director of Ticket Sales & Service, four years as Director of Season Ticket Services, eight years as Season Ticket Service Manager, one year as Part-Time Game Concierge and one year as Ticket Services Intern.

Ricksger is a graduate of Oregon State University where he received his bachelor's degree in Business Administration & Management. He resides in Hubbard, Ore. with his wife, Toni, and two children, Presley (11) and Walker (7).



Scott Sisson **Vice President, Rose Quarter Facility Operations**

Scott D. Sisson enters his 43rd season with the Trail Blazers and Rose Quarter organization in 2022-23 and his third as Vice President of Rose Quarter Facility Operations. Sisson oversees the Engineering & Environmental Services and Sustainability departments. Sisson has held various positions during his 43 years with the organization, including Operations Crew Supervisor, Event Coordinator, Senior Event Manager, Director of Production and Assistant General Manager of Facility Operations. With Sisson's assistance, Moda Center became the first-ever existing arena to earn LEED O+M v4.1 Platinum certification.

Sisson is a seven-year board member of the Joint Apprenticeship and Training Committee (JATC) in Oregon and Washington. Sisson resides in Boring, Oregon with his wife of 40 years, Candi.



Rahsaan Gethers **Vice President of Basketball Communications**

Trail Blazers Vice President of Basketball Communications Rahsaan Gethers enters his first season with the organization in 2022-23. Gethers leads the team's basketball communications strategy and is the primary media contact for all basketball-related matters. He facilitates interviews, appearances and media events while also overseeing day-to-day and game night media operations. Gethers joined the Trail Blazers after spending nine seasons with the Sacramento Kings organization, most recently serving as Director of Media Relations. Prior to his time with the Kings, Gethers started his NBA career as an intern with the Denver Nuggets during the 2012-13 season. A native of Aurora, Colorado, Gethers is a 2008 graduate of the University of Arizona. He resides in Southwest Portland.



Amanda Janczak **Basketball Communications Coordinator**

Amanda Janczak enters her first season with the Trail Blazers as the team's Basketball Communications Coordinator after spending the past three seasons working for Spurs Sports & Entertainment. With the Spurs, Janczak oversaw communications for San Antonio's NBA G League affiliate, the Austin Spurs. She originally joined the Austin Spurs as a Communications & Community Responsibility Coordinator in September 2019 before being promoted to Communications Senior Coordinator in July 2021. Her prior G League experience includes two seasons with the Delaware Blue Coats, Philadelphia's G League affiliate, as the team's Public Relations & Community Engagement Manager and one season as a Media Relations Intern for the Austin Spurs. Janczak is originally from Milwaukee, Wisconsin, and she graduated from Arizona State University with a bachelor's degree in Journalism and Mass Communication.



Walt Scher **Corporate Communications Manager**

Walt Scher is in his second season with the Trail Blazers and Rose Quarter in 2022-23. In his role, Scher serves as a media contact for the business operations of the organization while handling brand storytelling surrounding DEI, community and fan development efforts. He is also responsible for press releases, media monitoring, event coordination, NBA 2K League's Blazer5 Gaming and more. On the Rose Quarter side of the business, Scher assists with show announcements and media management on-site at concerts and events. Prior to his time with the Trail Blazers, he worked for CBS Sports, managing CBS Sports Network, NFL and college basketball publicity efforts. A Saint Paul, Minnesota native, he completed internships with a pair of NFL clubs after graduating from the University of Missouri-Columbia. He currently resides in Portland where he spends his free time exploring the area's parks and restaurants.

TRAIL BLAZERS STAFF



SIMON ACTON
MANAGER, FINANCIAL REPORTING



KARA ADAMS
DIRECTOR, GUEST EXPERIENCE



KEIRA ALBRIGHT
EXECUTIVE ASSISTANT



ELISE ANDERSON
EXECUTIVE ASSISTANT



DANIEL APSEY
PREMIUM SERVICE MANAGER



KETURA BARGAS
SEASON TICKET SERVICES MANAGER



JOSSELINE BARRIENTOS
TALENT ACQUISITION PARTNER



EMILY BARTMAN
REVENUE OPERATIONS MANAGER



LAURA BARTON
TICKET SALES MANAGER



MIZHRUA BAUTISTA
CORPORATE TICKET SALES MANAGER



JARRAND BEAN
COMPUTER SUPPORT SPECIALIST



SHANNA BENFIET
SENIOR MANAGER, SECURITY



AUSTEN BERGQUIST
GROUP EXPERIENCE MANAGER



MICHAEL BETTS
SR. BOOKING & EVENTS DEVELOPMENT MANAGER



TODD BOSMA
DIRECTOR, GAME OPERATIONS & EVENTS



HEIDI BRADFISH
SENIOR DIRECTOR, PEOPLE & CULTURE



JUSTIN BRADY
DIRECTOR, EVENT PRODUCTION



COLLIN BRAVOCO
TICKET OPERATIONS MANAGER



BRIAN BREDESON
PREMIUM SERVICE MANAGER



TRISTAN BRILLANCEAU-LEWIS
VIDEOGRAPHER



BRANDON BROADUS
COMMERCIAL PARTNERSHIPS STRATEGIST



DAWN BUCKWALTER
ACCOUNTS RECEIVABLE COORDINATOR III



MICHELLE BURCH
PERFORMANCE TEAMS MANAGER



CHARLES BURCK
EXECUTIVE ASSISTANT



LISA BURKE
DIRECTOR, REVENUE OPERATIONS



FOREST CALLAWAY
PRODUCTION MANAGER



FRANNIE CAMERON
MANAGER, BRAND STRATEGY PRODUCTION



ISAAC CIULA
DIRECTOR, FINANCE



BRIAN CONKLE
MANAGER, COMPUTER SUPPORT



BRADY COOPER
TICKET OPERATIONS SPECIALIST



PATRICK CUMMINS
TECHNOLOGY SYSTEMS SPECIALIST



JEFF CURTIN
DIRECTOR, BROADCAST & CONTENT



JHUSTIN CUSTODIO
COMMUNITY PROGRAMS SPECIALIST



RILEY DANFORD
COMMERCIAL PARTNERSHIPS DEVELOPMENT MANAGER



NHI DAO
STAFF ACCOUNTANT



PATTI DECOURCY
COMMERCIAL PARTNERSHIPS BUSINESS ASSISTANT



HALEY DEGARMO
PEOPLE & CULTURE COORDINATOR



JACK DELLERT
MASCOT COORDINATOR



SEAN DIGREGORIO
FACILITY SAFETY & SECURITY MANAGER



SHANEZE DOUGLAS
TICKET SALES MANAGER

TRAIL BLAZERS STAFF



BECCA DOYLE
OFFICE MANAGER



WYNDLELL DURHAM
PRACTICE FACILITY REPRESENTATIVE



BRUCE ELY
PHOTOGRAPHER



KERRY EMERT
CONVERSIONS SPECIALIST



SARAH ESPINOSA
PREMIUM SERVICE MANAGER



REBECCA FELCH
CHIEF OF STAFF




MEGGIE FINN
DIRECTOR, FAN & BRAND DEVELOPMENT



WHITNEY FORTIER
SEASON TICKET SERVICES MANAGER



WILLIE FREEMAN
GROUP EXPERIENCE MANAGER



ZOE GALINDO
DIRECTOR, PARTNERSHIP STRATEGY



MCKAYLA GALLUP
MARKETING AUTOMATION SPECIALIST



MATTHEW GARDNER
DIRECTOR, CUSTOMER INSIGHTS




DANIEL GETCHELL
EVENT SECURITY MANAGER



COURTNEY GIFFORD
SENIOR MANAGER, EVENTS



TAMRA GILL
PAYROLL MANAGER



FERNANDO GOMEZ
DIGITAL CONTENT MANAGER



BRAD GRAVES
TICKET SALES MANAGER



HANNA GREENBERG
COMMERCIAL PARTNERSHIPS ANALYST



LEAH GROSS
SEASON TICKET SERVICES MANAGER



AARON GROSSMAN
DIRECTOR OF CONTENT




GARRETT GUINN
LEAD VIDEO EDITOR



JUNE HALL
SENIOR PARALEGAL



TIM HALLORAN
SENIOR TICKET OPERATIONS MANAGER



TUCKER HAMILTON
PRODUCER/ SHOOTER/ EDITOR



RICHARD HANCE
MAINTENANCE TECHNICIAN



HEATHER HARRIS
GROUP EXPERIENCE MANAGER




KEVIN HART
PRACTICE FACILITY OPERATIONS ATTENDANT



MONICA HATHAWAY
STAFF ACCOUNTANT - ACCOUNTS PAYABLE



MICHAEL HETTICK
COMMERCIAL PARTNERSHIPS DEVELOPMENT MANAGER



GEORGE HINCAPIE
FACILITY SECURITY AGENT



CASEY HOLDAHL
DIGITAL CONTENT PRODUCER



JAMIE HOMEWOOD
COMMERCIAL PARTNERSHIPS ACTIVATION MANAGER



PHIL HUMPHREY
TEAM SECURITY AGENT



JENN HUNTER
SENIOR DIRECTOR, DEI



DENISE HUTTO
ASSISTANT CONTROLLER



DAN HYATT
TELEVISION PRODUCER




MICHELLE JALALI
DIVERSITY, EQUITY & INCLUSION MANAGER



SARAH JIMENEZ
SENIOR PROJECT MANAGER



KEN JONES
MANAGER, ENVIRONMENTAL SERVICES



AMELIA JUDE
DIGITAL CONTENT MANAGER



TRAIL BLAZERS STAFF



ANDREW KASTENBAUM
CORPORATE TICKET SALES
MANAGER



ANNIE KLUG
DIRECTOR OF COMMUNITY
PROGRAMS



GRACE KORSMO
ASSISTANT PRODUCTION
MANAGER



DANA LANDIS
BOOKING & EVENT SPECIALIST



ROBERT LAWRENCE
GUEST EXPERIENCE MANAGER



DONOVAN LE
SENIOR MANAGER, NETWORK
SYSTEMS



JACK LINDSEY
DIRECTOR OF FACILITY
OPERATIONS



KARI LOCKHART
TICKETING MANAGER



BRIANA LOFTON
GUEST EXPERIENCE
COORDINATOR



DAVID LONG
DIRECTOR OF DIGITAL
INNOVATION



REBECCA LYNCH
SEASON TICKET SERVICES
MANAGER



KJ MADUIKE
FAN DEVELOPMENT
COORDINATOR



VITALIA MANZANARES
FACILITY SECURITY AGENT



GABE MARTINEZ
MANAGER OF
ENVIRONMENTAL SERVICES



MAX MASON
GRAPHIC DESIGNER



KOJI MATSUMOTO
SENIOR MOTION GRAPHICS &
3D DESIGNER



CAMERON MCALEES
COMMERCIAL PARTNERSHIPS
DEVELOPMENT MANAGER



CHRISTINA MCGUIRE
PEOPLE & CULTURE PARTNER




KATIE MCMULLEN
PAYROLL SPECIALIST



ALEC MCWILLIAMS
COMMERCIAL PARTNERSHIPS
ACTIVATION MANAGER



KEVIN MERLET
SENIOR MANAGER, EVENT
MARKETING & ADVERTISING



MATT MESSIER
LEAD ENGINEER



COREY MESSINEO
CORPORATE TICKET SALES
MANAGER



R.D. MILLER
PRACTICE FACILITY
REPRESENTATIVE



TED MILLER
SECURITY RECEPTION



MARIO MILOSEVIC
CREATIVE DIRECTOR



BRENT MISFELDT
NATIONAL SALES & MEDIA
TRAFFIC MANAGER



JUSTIN MOLTER
BROADCAST SOFTWARE
MANAGER



EMILY MONAGHAN
COMMERCIAL PARTNERSHIPS
ACTIVATION SPECIALIST



BRIAN MORENO
WEB DEVELOPER



CHERYL MUELLER
ASSISTANT DIRECTOR, TICKET
OPERATIONS



SHADEE MUSA
SENIOR DATABASE
MARKETING MANAGER



KRISTINA NGUYEN
BUSINESS REPORTING
ANALYST



NATALIE NISHITANI
COMMUNITY PROGRAMS
MANAGER



MELISSA NUNO
BRAND STRATEGY
PRODUCTION COORDINATOR



PATRICIO OLIVAS
MANAGER, P&C SYSTEMS &
PROCESSES



DELL O'NEAL
DIRECTOR OF
ENVIRONMENTAL SERVICES



TOKUNBO OKEDARA
ASSISTANT MANAGER,
PRACTICE FACILITY
OPERATIONS



BILLIE OLSON
SENIOR DIRECTOR, CREATIVE
SERVICES



CHRIS ORECHIA
COMMERCIAL PARTNERSHIPS
DEVELOPMENT MANAGER



YURITZY OROZCO
SEASON TICKET SERVICES
MANAGER



ALEXANDER PADRON
OPERATING ENGINEER I



LOU PALLOTTA
TELECOMMUNICATIONS
MANAGER



ISABELLE PANGARES
REVENUE EVENTS MANAGER



PATTY PARDUE
NETWORK OPERATIONS
SPECIALIST



COURTNEY PARKS
REVENUE EVENTS MANAGER



RICH PATTERSON
RADIO PRODUCER/NETWORK
COORDINATOR



NAIRA PEREZ
SENIOR DIGITAL MARKETING
MANAGER



TRAIL BLAZERS STAFF



JOSHUA PETERS
GROUP EXPERIENCE
MANAGER



DREW PETERSON
INTERNAL TICKETING
MANAGER



JUSTIN PIERSON
SENIOR MANAGER OF
ESS/CONVERSIONS



JEFF POTTRATZ
CARPENTER



WHITNEY POWELL
TOTAL REWARDS MANAGER



JANIE PRATHAMAVONG
DATA INTEGRATION
DEVELOPER



SANDIE QUELLA
TICKET OPERATIONS
MANAGER



TRAVIS ROCKEY
APPLICATION DEVELOPER



RHONDA ROSEMUS
EXECUTIVE ASSISTANT



MATT ROWE
TICKET OPERATIONS
MANAGER



MELISSA SABAC
PREMIUM SALES MANAGER



CHICO SALAS-LOPEZ
PRACTICE FACILITY
OPERATIONS MANAGER




BRITTANY SAULSBURY
SUSTAINABILITY OPERATIONS
MANAGER



DANE SAWYER
DIRECTOR OF VIDEO
PRODUCTION



JUSTIN SCHAMP
PRODUCER/SHOOTER/EDITOR



KASSI SCHLUND
EVENT MANAGER



CHRIS SCHOEFFEL
OPERATING ENGINEER I



MIKE SCHUMACHER
DIRECTOR OF BUSINESS
ANALYTICS



TODD SHANKS
TEAM SECURITY MANAGER



BRIDGET SHEEHAN
EXECUTIVE
ASSISTANT/PROJECT
MANAGER



BRANDON SHERMAN
SENIOR PREMIUM SERVICE
MANAGER



RUSSELL SIMS
PRACTICE FACILITY
OPERATIONS ATTENDANT



WILLEN SIN
MANAGER OF GAME
OPERATIONS & EVENTS



JAIMIE SMALL
EXECUTIVE ASSISTANT



AMANDA SMITH
MARKETING COORDINATOR



HAVAH SMITH
DIRECTOR OF LEARNING &
DEVELOPMENT



PAM SNYDER
ACCOUNTS PAYABLE
COORDINATOR



CAROLINE SOBEK
TICKET SALES MANAGER



ANN SOUSLEY
CONTROLLER



JUSTIN SOUVANNASANE
PREMIUM SALES MANAGER



ELIJAH STALEY
VIDEO INTERN



ALLI STANGEL
DIRECTOR OF EVENT
OPERATIONS



IAN STARK
SENIOR DIGITAL PRODUCTS
MANAGER



TERESA STARR
SENIOR DIRECTOR OF TICKET
OPERATIONS



TYRONE STILLWELL
CONVERSION SET UP
MANAGER



CJ STOTT
OPERATING ENGINEER II



SHAWNI SULLIVAN
SENIOR PROJECT MANAGER



TYLOR TOLL
SEASON TICKET SERVICES
MANAGER



SYDNEY TRAN
DATA ANALYST



GERDARIUS TROUTMAN
VIDEO INTERN

TRAIL BLAZERS STAFF



ZACH TWITCHELL
CORPORATE TICKET SALES
MANAGER



KEVIN TYNER
COMMERCIAL PARTNERSHIPS
DEVELOPMENT MANAGER



CONOR URION
MAINTENANCE SUPERVISOR



JOSE VARELA
LEAD ENGINEER



PAIGE VELASCO
COMMERCIAL PARTNERSHIPS
ACTIVATION MANAGER



JEWEL WAGNER
COMMERCIAL PARTNERSHIPS
ACTIVATION SPECIALIST



BRUCE WILLIAMS
TECHNICAL MANAGER



JACKI WINDON
REVENUE PROJECT MANAGER



DIANA XING
PEOPLE & CULTURE PARTNER



TY YAMAMOTO
DIGITAL PRODUCT MANAGER



SHIINA YASUHARA
GRAPHIC DESIGNER



MIKIAS YOHANNES
BLAZERS GAMING GM



HOWARD ZUCKERMAN
HEAD OF BOOKING

Not Pictured

Rachelle Allison, Guest Experience Manager
Steven Barfield, Conversion Set Up Manager
Sean Bidwell, Facility Security Agent
Micah Carey, Ticket Sales Manager
Ethan Carroll, Assistant Production Manager
Elmedin Celovic, Ticket Sales Manager
Kyle Endert, Parking Manager
Michael Ferraris, Facility Security Agent
Emily Fox, Event Services Supervisor
Devon Horace, Senior Manager, IT Solutions Delivery
Brayden Jenkins, Ticket Sales Manager

Claire Miller, Commercial Partnerships Strategist
AC O'Neal, Facility Security Agent
Jon Perry, Engineer
Matt Schwada, Security Shift Supervisor
Candice Speckman, Conversions Supervisor
Corey Strandberg, Motion Graphics & 3D Designer
Adam Swail, Practice Facility Security Agent
Erastus Tinsley, Conversions Supervisor
Taylor Walker, Security Shift Lead
Johan Zetterberg, Ticket Sales Manager
Sam Zinsli, Technical Services Technician



NO.	PLAYER	POS.	HT.	WT.	BIRTHDATE	PRIOR TO NBA/HOME COUNTRY	NBA EXP.
4	Greg Brown III	F	6-8	200	09/01/2001	Texas/USA	1
24	Drew Eubanks	C	6-9	245	02/01/1997	Oregon State/USA	4
9	Jerami Grant	F	6-8	210	03/12/1994	Syracuse/USA	8
11	Josh Hart	G	6-5	215	03/06/1995	Villanova/USA	5
6	Keon Johnson	G	6-4	185	03/10/2002	Tennessee/USA	1
0	Damian Lillard	G	6-2	200	07/15/1990	Weber State/USA	10
10	Nassir Little	F	6-5	220	02/11/2000	North Carolina/USA	3
27	Jusuf Nurkic	C	7-0	290	08/23/1994	Cedevita Zagreb/Bosnia	8
00	Gary Payton II	G	6-3	195	12/01/1992	Oregon State/USA	6
33	Olivier Sarr	C	7-0	240	02/20/1999	Kentucky/France	1
17	Shaedon Sharpe	G	6-6	200	05/30/2003	Kentucky/Canada	R
1	Anfernee Simons	G	6-3	195	06/08/1999	IMG Academy/USA	4
34	Jabari Walker	F	6-8	200	07/30/2002	Colorado/USA	R
2	Trendon Watford	F	6-8	237	11/09/2000	Louisiana State/USA	1
26	Justise Winslow	F	6-6	222	05/26/1996	Duke/USA	7

STAFF

Head Coach: Chauncey Billups
Assistant Coaches: Scott Brooks, Roy Rogers, Steve Hetzel, Jonah Herscu, Rodney Billups
Director of Player Development: David Adkins
Player Development Assistant: Mark Tyndale
Analytics Coach: Jacob Mooallem
Head Video Coordinator: Parker Hines
Director of Player Health & Performance: Geoff Clark
Head Athletic Trainer/Physical Therapist: Jessica Cohen

PRONUNCIATION GUIDE

Drew Eubanks (you-banks); **Jerami Grant** (jare-UH-me); **Keon Johnson** (key-on Johnson); **Nassir Little** (nah-SEER Little); **Jusuf Nurkic** (you-SUF nur-KITCH); **Shaedon Sharpe** (shay-din Sharp); **Anfernee Simons** (SIGH-mons)

NUMERICAL ROSTER

0 Damian Lillard
1 Anfernee Simons
4 Greg Brown III
9 Jerami Grant
11 Josh Hart
24 Drew Eubanks
27 Jusuf Nurkic
34 Jabari Walker


00 Gary Payton II
2 Trendon Watford
6 Keon Johnson
10 Nassir Little
17 Shaedon Sharpe
26 Justise Winslow
33 Olivier Sarr

TRAIL BLAZERS PHOTO ROSTER



4

Greg Brown III
Forward
Texas



24

Drew Eubanks
Center
Oregon State




9

Jerami Grant
Forward
Syracuse



11

Josh Hart
Guard
Villanova



6

Keon Johnson
Guard
Tennessee



0

Damian Lillard
Guard
Weber State



10

Nassir Little
Forward
North Carolina



27

Jusuf Nurkic
Center
Cedevita Zagreb



00

Gary Payton II
Guard
Oregon State



33

Olivier Sarr
Center
Kentucky



17

Shaedon Sharpe
Guard
Kentucky



1

Anfernee Simons
Guard
IMG Academy



34

Jabari Walker
Forward
Colorado



2

Trendon Watford
Forward
Louisiana State



26

Justise Winslow
Forward
Duke

CURRENT PLAYERS



GREG *Brown III*

FORWARD / 6'8" / 200 lbs

ALL AROUND US
BEHIND EVERY BEACHED T-SHIRT, HAT
AND BUMPER STICKER YOU SEE IN THE
TOWN
AND THERE'S A LOT OF THEM
SOMETHING, A SOMEHOW TRADITION
FAN, OR FEELING BROUGHT THAT PERSON
INTO THE RIF CITY FOLK
AND MORE THAN THAT
THERE'S SOMETHING THAT KEEPS THEM
HERE!
AND SURELY THAT IS NOT THE ONLY
STORY THEY HAVE TO TELL
SO WHAT ARE THE STORIES BEHIND THE
PEOPLE THAT MAKE UP THE RIF CITY
FAMILY TODAY?
WE'VE GOT TO FIND OUT

BIRTHDATE 09/01/01
COUNTRY USA
PRIOR TO NBA Texas

SEASON IN NBA 2nd
WITH TRAIL BLAZERS 2nd

2021-22: Appeared in 48 games (six starts) during his rookie season in Portland, averaging 4.7 points (42.6% FG, 31.1% 3-PT, 67.7% FT), 2.8 rebounds and 0.7 assists ... Scored in double figures in six games ... Had one game with double-digit rebounds ... Led Portland in rebounds twice ... Made his NBA debut against Phoenix on Oct. 23, recording four points, three rebounds and one assist ... Scored a season-high 17 points (6-9 FG, 1-1 3-PT, 4-4 FT) to go with three rebounds, one assist and one steal at Oklahoma City on April 5 ... Made his first career start against New Orleans on March 30, recording nine points, three rebounds and three assists in 27 minutes.

COLLEGE: As a freshman at Texas in 2020-21, averaged 9.3 points (42.0% FG, 33.0% 3-PT, 70.8% FT), 6.2 rebounds, 1.00 blocks and 20.6 minutes in 26 games (24 starts) ... Selected All-Big 12 Honorable Mention and named to the All-Big 12 Newcomer and Freshman teams ... Ranked fourth on Texas in scoring and second in both rebounding and blocks ... Reached double figures in points 13 times ... Had five games with 10-plus rebounds ... Recorded four double-doubles ... Was twice named Big 12 Newcomer of the Week ... Posted career highs of 24 points and 14 rebounds in just 26 minutes against Oklahoma State on December 20, 2020 ... Had 11 points and 10 rebounds in his collegiate debut against UT Rio Grande Valley on November 25, 2020, becoming the fourth Texas freshman to have a double-double in his first game.

PERSONAL: Born Gregory James Brown III in Dallas, Texas to Tonya Wallace and Greg Brown II ... Was a member of Portland's 2022 NBA Summer League Championship team ... Has three younger siblings: twin sister Taneyah and sister Jordyn; brother, Pierce ... Mother was a three-year letter winner on the track and field team at Texas from 1998-2000 ... Father was a three-year letter winner on the football team at Texas from 1998-2000 ... Brown II played for the NFL's Denver Broncos in 2001 ... Grandfather, Greg Sr., played football at Grambling State University in the early 1970's.

GREG BROWN III - NBA REGULAR SEASON STATISTICS

SEASON	TEAM	GP	GS	MIN	FG	FGA	FG%	3PM	3PA	3P%	FT	FTA	FT%	OR	DR	TOT	A	ST	TO	BS	PTS	PPG
2021-22	POR	48	6	640	81	190	.426	19	61	.311	44	65	.677	38	97	135	35	26	36	24	225	4.7
TOTALS		48	6	639	81	190	.426	19	61	.311	44	65	.677	38	97	135	35	26	36	24	225	4.7
AVERAGE		--	--	13.3	1.7	4.0	--	0.4	1.3	--	0.9	1.4	--	0.8	2.0	2.8	0.7	0.5	0.8	0.5	4.7	--



SINGLE-GAME HIGHS

Points	17 at Oklahoma City Thunder, Apr 05, 2022 15 vs. Orlando Magic, Feb 08, 2022 14 at San Antonio Spurs, Apr 03, 2022 13 at San Antonio Spurs, Apr 01, 2022 11 vs. Los Angeles Lakers, Feb 09, 2022	Free Throws Attempted	6 vs. Orlando Magic, Feb 08, 2022 6 at Detroit Pistons, Mar 21, 2022 4 vs. Los Angeles Lakers, Feb 09, 2022 4 vs. Denver Nuggets, Feb 27, 2022 ...3 more at 4.	Plus-Minus	10 at Oklahoma City Thunder, Apr 05, 2022 8 vs. Dallas Mavericks, Dec 27, 2021 8 at Memphis Grizzlies, Feb 16, 2022 8 vs. Houston Rockets, Mar 25, 2022 5 at LA Clippers, Oct 25, 2021
Field Goals Made	6 at Oklahoma City Thunder, Apr 05, 2022 4 vs. Milwaukee Bucks, Feb 05, 2022 4 vs. Orlando Magic, Feb 08, 2022 4 vs. Houston Rockets, Mar 25, 2022 ...2 more at 4.	Offensive Rebounds	5 vs. San Antonio Spurs, Mar 23, 2022 3 vs. Orlando Magic, Feb 08, 2022 3 vs. Houston Rockets, Mar 25, 2022 2 vs. Phoenix Suns, Oct 23, 2021 2 at Oklahoma City Thunder, Jan 31, 2022 ...3 more at 2.	Turnovers	3 at San Antonio Spurs, Apr 01, 2022 3 at New Orleans Pelicans, Apr 07, 2022 3 vs. Utah Jazz, Apr 10, 2022 2 at LA Clippers, Oct 25, 2021 ...6 more at 2.
Field Goals Attempted	13 vs. Orlando Magic, Feb 08, 2022 9 at Oklahoma City Thunder, Apr 05, 2022 8 vs. San Antonio Spurs, Mar 23, 2022 8 vs. Houston Rockets, Mar 25, 2022 8 at San Antonio Spurs, Apr 01, 2022 ...2 more at 8.	Defensive Rebounds	9 vs. San Antonio Spurs, Mar 23, 2022 8 at San Antonio Spurs, Apr 01, 2022 7 at New Orleans Pelicans, Apr 07, 2022 6 at Phoenix Suns, Mar 02, 2022 5 vs. Orlando Magic, Feb 08, 2022 14 vs. San Antonio Spurs, Mar 23, 2022 9 at San Antonio Spurs, Apr 01, 2022 8 vs. Orlando Magic, Feb 08, 2022 7 at New Orleans Pelicans, Apr 07, 2022 6 at Phoenix Suns, Mar 02, 2022 5 at New Orleans Pelicans, Apr 07, 2022	Personal Fouls	6 at Memphis Grizzlies, Feb 16, 2022 5 at Minnesota Timberwolves, Mar 07, 2022 5 vs. Washington Wizards, Mar 12, 2022 5 at Detroit Pistons, Mar 21, 2022 ...1 more at 5.
2-Pt Field Goals Made	5 at Oklahoma City Thunder, Apr 05, 2022 4 vs. Houston Rockets, Mar 25, 2022 3 vs. Dallas Mavericks, Dec 27, 2021 3 at Denver Nuggets, Jan 13, 2022 3 vs. Oklahoma City Thunder, Feb 04, 2022 ...2 more at 3.	Total Rebounds	6 at Phoenix Suns, Mar 02, 2022 5 at New Orleans Pelicans, Apr 07, 2022 3 at Utah Jazz, Mar 09, 2022 3 vs. Houston Rockets, Mar 25, 2022 3 vs. New Orleans Pelicans, Mar 30, 2022 2 at Atlanta Hawks, Mar 14, 2022 ...2 more at 2.	Points Fast Break	5 vs. Denver Nuggets, Feb 27, 2022 4 vs. Milwaukee Bucks, Feb 05, 2022 4 at Oklahoma City Thunder, Apr 05, 2022 3 vs. Golden State Warriors, Feb 24, 2022 3 at Utah Jazz, Mar 09, 2022
2-Pt Field Goals Attempted	8 at Oklahoma City Thunder, Apr 05, 2022 7 vs. San Antonio Spurs, Mar 23, 2022 6 vs. Orlando Magic, Feb 08, 2022 6 vs. Houston Rockets, Mar 25, 2022 5 vs. Milwaukee Bucks, Feb 05, 2022 ...3 more at 5.	Assists	3 vs. Denver Nuggets, Feb 27, 2022 2 vs. Oklahoma City Thunder, Feb 04, 2022 2 at Memphis Grizzlies, Feb 16, 2022 2 at Phoenix Suns, Mar 02, 2022 ...1 more at 2.	Offensive Fouls	2 vs. Dallas Mavericks, Dec 27, 2021 1 vs. Golden State Warriors, Feb 24, 2022 1 at Utah Jazz, Mar 09, 2022
3-Pt Field Goals Made	4 at San Antonio Spurs, Apr 03, 2022 3 vs. New Orleans Pelicans, Mar 30, 2022 2 vs. Orlando Magic, Feb 08, 2022 2 at San Antonio Spurs, Apr 01, 2022 1 vs. Milwaukee Bucks, Feb 05, 2022 ...7 more at 1.	Steals	2 at Milwaukee Bucks, Feb 14, 2022 2 vs. Golden State Warriors, Feb 24, 2022 2 at Atlanta Hawks, Mar 14, 2022 ...2 more at 2.	Technical Fouls	1 vs. Phoenix Suns, Oct 23, 2021 1 vs. LA Clippers, Oct 29, 2021
3-Pt Field Goals Attempted	7 vs. Orlando Magic, Feb 08, 2022 5 vs. New Orleans Pelicans, Mar 30, 2022 5 at San Antonio Spurs, Apr 03, 2022 5 vs. Utah Jazz, Apr 10, 2022 3 vs. Phoenix Suns, Oct 23, 2021 ...3 more at 3.	Blocks	30:20 at New Orleans Pelicans, Apr 07, 2022 29:28 at San Antonio Spurs, Apr 01, 2022 27:20 vs. New Orleans Pelicans, Mar 30, 2022 26:51 at Indiana Pacers, Mar 20, 2022 26:40 vs. San Antonio Spurs, Mar 23, 2022	Fouls Drawn	4 vs. Orlando Magic, Feb 08, 2022 4 vs. Denver Nuggets, Feb 27, 2022 4 at San Antonio Spurs, Apr 01, 2022 3 at Detroit Pistons, Mar 21, 2022 ...2 more at 3.
Free Throws Made	5 vs. Orlando Magic, Feb 08, 2022 4 vs. Los Angeles Lakers, Feb 09, 2022 4 at Detroit Pistons, Mar 21, 2022 4 at Oklahoma City Thunder, Apr 05, 2022 3 vs. Denver Nuggets, Feb 27, 2022 ...2 more at 3.	Minutes			

CURRENT PLAYERS



DREW Eubanks

CENTER / 6'9" / 245 lbs

BIRTHDATE 02/01/97
COUNTRY USA
PRIOR TO NBA Oregon State

SEASON IN NBA 5th
WITH TRAIL BLAZERS 2nd

2021-22: Played in 71 games (31 starts) for Portland and San Antonio, averaging career highs of 7.7 points (59.6% FG, 76.2% FT), 5.4 rebounds, 1.2 assists and 17.5 minutes ... Scored in double figures 25 times, including five games with 20-plus points ... Pulled down 10-plus rebounds in eight contests ... Recorded seven double-doubles ... **IN PORTLAND:** Played in 22 games (all starts) for the Trail Blazers after being signed to his first 10-day contract with the team on February 22 ... Averaged 14.5 points (64.6% FG, 78.4% FT), 8.5 rebounds and 1.6 assists in 29.5 minutes per game for Portland ... Scored in double figures 19 times and logged six double-doubles in his 22 games with Portland ... Scored 10-plus points in 16 straight games from March 12 to April 8, marking the longest such streak of his career ... Scored a career-high 27 points on 12-of-14 shooting to go with 14 rebounds, three assists, three steals and two blocks against Oklahoma City on March 28 ... Pulled down a career-high 16 rebounds to go with 14 points against Houston on March 26 ... **IN SAN ANTONIO:** Played in 49 games (nine starts) for the Spurs, averaging 4.7 points (52.8% FG, 74.7% FT), 4.0 rebounds and 1.0 assist in 12.1 minutes per game ... Started eight straight games for San Antonio from Nov. 3-18, scoring 10-plus points four times during that stretch ... Was traded to Toronto on Feb. 10 and waived by the Raptors on Feb. 12.

NBA CAREER: Has appeared in 170 games (37 starts) over four seasons with Portland and San Antonio, posting career averages of 5.9 points (59.0% FG, 75.3% FT), 4.4 rebounds, 0.9 assists and 0.65 blocks in 14.0 minutes per game ... **2020-21:** Played in 54 games (three starts) in his third season with San Antonio, averaging 5.8 points (56.6% FG, 72.6% FT), 4.5 rebounds and 0.8 assists ... Recorded nine games with 10-plus points and four games with 10-or-more rebounds ... Had three double-doubles ... Led the team in rebounds seven times and scoring once ... Posted back-to-back perfect shooting games on April 16 and 17, making 13 consecutive shots ... Recorded his first career double-double with 10 points and 10 rebounds on April 12 at Orlando ... **2019-20:** In his second NBA season, appeared in 22 games (three starts), posting averages of 4.9 points (64.2% FG, 76.9% FT), 3.9 rebounds and 0.7 assists ... Appeared in all eight games for the Spurs during the NBA restart, averaging 7.0 points, 6.3 rebounds and 1.38 blocks in 17.6 minutes ... Scored in double figures twice and hauled in 10-plus boards twice ... Became the first two-way player to start a game for the Spurs on March 2, marking his first career start ... Played in 22 games for the Austin Spurs of the NBA G League, averaging 15.9 points, 6.2 rebounds, 1.6 assists and 1.5 blocks in 23.3 minutes per game ... **2018-19:** Played in 23 games as a rookie in San Antonio, averaging 1.8 points (57.7% FG, 84.6% FT) and 1.5 rebounds in 4.9 minutes per game ... Made his NBA debut and scored his first points as a pro on Oct. 20 at Portland ... Became the first player in Spurs history to appear and score while playing for both the Austin Spurs and the San Antonio Spurs on the same day when he did so on Jan. 5 ... Saw action in 32 games for the Austin Spurs, averaging 16.3 points, 7.7 rebounds and 2.53 blocks in 25.0 minutes per game.

COLLEGE: Played three seasons at Oregon State University from 2015-18 ... In 96 games (94 starts), averaged 11.7 points (59.8% FG, 69.3% FT), 6.6 rebounds, 0.9 assists and 1.70 blocks in 28.3 minutes per game ... Finished his career ranked third in school history in blocks (163) and fourth in field goal percentage (59.8%) ... Did not miss a single game in his collegiate career ... **2017-18:** Averaged 13.2 points (62.4% FG, 70.1% FT), 6.8 rebounds, 1.1 assists and 1.72 blocks in 32 games (all starts) ... His 62.4% mark from the field was the seventh-best single-season field goal percentage in school history ... **2016-17:** Received All-Pac-12 Honorable Mention recognition as a sophomore after averaging 14.5 points (58.7% FG, 71.2% FT), 8.3 rebounds, 1.2 assists and 2.16 blocks in 32 games (all starts) ... His 2.16 blocks per game was the third-best average in Oregon State history ... **2015-16:** Played in all 32 games (30 starts) as a freshman, averaging 7.6 points (58.0% FG, 63.5% FT), 4.6 rebounds and 1.22 blocks ... Finished fourth in the Pac-12 in field goal percentage and 12th in blocked shots ... Became the first Oregon State true freshman to start a season opener since 2006.

PERSONAL: Son of David and Laura Eubanks ... Born Feb. 1, 1997 in Starkville, Miss. ... Has one sister, Kelli, who played softball at Colorado State ... Was a standout pitcher in high school, helping Reynolds win back-to-back conference championships ... Majored in University Exploratory Studies at Oregon State.

DREW EUBANKS - NBA REGULAR SEASON STATISTICS

SEASON	TEAM	GP	GS	MIN	FG	FGA	FG%	3PM	3PA	3P%	FT	FTA	FT%	OR	DR	TOT	A	ST	TO	BS	PTS	PPG
2018-19	SAS	23	0	113	15	26	.577	0	0	.000	11	13	.846	6	28	34	7	2	8	5	41	1.8
2019-20	SAS	22	3	272	43	67	.642	1	1	1.000	20	26	.769	28	57	85	15	5	21	17	107	4.9
2020-21	SAS	54	3	755	116	205	.566	2	2	1.000	77	106	.726	74	167	241	42	18	45	49	311	5.8
2021-22	SAS	49	9	595	84	159	.528	1	8	.125	59	79	.747	64	132	196	50	13	46	30	228	4.7
Went from SAS to POR.																						
2021-22	POR	22	22	650	137	212	.646	4	15	.267	40	51	.784	66	120	186	35	18	35	10	318	14.5
2021-22	TOT	71	31	1,243	221	371	.596	5	23	.217	99	130	.762	130	252	382	85	31	81	40	546	7.7
TOTALS		170	37	2,383	395	669	.590	8	26	.308	207	275	.753	238	504	742	149	56	155	111	1,005	5.9
AVERAGE		--	--	14.0	2.3	3.9	--	0.0	0.2	--	1.2	1.6	--	1.4	3.0	4.4	0.9	0.3	0.9	0.7	5.9	--



SINGLE-GAME HIGHS

Points	27 vs. Oklahoma City Thunder, Mar 28, 2022 21 vs. New Orleans Pelicans, Mar 30, 2022 20 vs. Washington Wizards, Mar 12, 2022 20 vs. San Antonio Spurs, Mar 23, 2022 20 at New Orleans Pelicans, Apr 07, 2022	Free Throws Attempted	13 vs. Sacramento Kings, Nov 10, 2021 9 at New Orleans Pelicans, Apr 24, 2021 8 at Utah Jazz, Aug 13, 2020 8 at Detroit Pistons, Mar 21, 2022 8 vs. Houston Rockets, Mar 26, 2022	Plus-Minus	23 vs. Orlando Magic, Mar 12, 2021 20 at Orlando Magic, Apr 12, 2021 20 vs. Oklahoma City Thunder, Jan 19, 2022 17 vs. Los Angeles Lakers, Oct 26, 2021 16 at Phoenix Suns, Apr 17, 2021
Field Goals Made	12 vs. Oklahoma City Thunder, Mar 28, 2022 10 vs. New Orleans Pelicans, Mar 30, 2022 9 vs. Washington Wizards, Mar 12, 2022 9 vs. Houston Rockets, Mar 25, 2022 9 at New Orleans Pelicans, Apr 07, 2022	Offensive Rebounds	6 vs. Oklahoma City Thunder, Mar 28, 2022 6 at New Orleans Pelicans, Aug 09, 2020 6 vs. Oklahoma City Thunder, Mar 28, 2022 5 at Orlando Magic, Apr 12, 2021 5 at New York Knicks, May 13, 2021 ...2 more at 5.	Turnovers	6 at Detroit Pistons, Mar 15, 2021 5 at Indiana Pacers, Apr 19, 2021 4 vs. Sacramento Kings, Nov 10, 2021 4 at San Antonio Spurs, Apr 03, 2022 3 at Memphis Grizzlies, Aug 02, 2020 ...10 more at 3.
Field Goals Attempted	14 vs. Washington Wizards, Mar 12, 2022 14 vs. Oklahoma City Thunder, Mar 28, 2022 14 at Dallas Mavericks, Apr 08, 2022 13 vs. San Antonio Spurs, Mar 23, 2022 12 vs. Houston Rockets, Mar 25, 2022 ...1 more at 12.	Defensive Rebounds	10 at Phoenix Suns, Apr 17, 2021 10 at LA Clippers, Nov 16, 2021 9 at Indiana Pacers, Apr 19, 2021 9 at Oklahoma City Thunder, Nov 07, 2021 ...1 more at 9.	Personal Fouls	6 vs. Dallas Mavericks, Nov 12, 2021 6 at Minnesota Timberwolves, Mar 05, 2022 5 vs. Los Angeles Lakers, Dec 30, 2020 5 at Atlanta Hawks, Feb 12, 2021 ...3 more at 5.
2-Pt Field Goals Made	12 vs. Oklahoma City Thunder, Mar 28, 2022 9 vs. Washington Wizards, Mar 12, 2022 9 vs. Houston Rockets, Mar 25, 2022 9 vs. New Orleans Pelicans, Mar 30, 2022 ...1 more at 9.	Total Rebounds	16 vs. Houston Rockets, Mar 26, 2022 14 vs. Oklahoma City Thunder, Mar 28, 2022 13 at Phoenix Suns, Apr 17, 2021 13 at Indiana Pacers, Apr 19, 2021 13 at San Antonio Spurs, Apr 03, 2022 5 at Los Angeles Lakers, Nov 14, 2021 5 at New York Knicks, Mar 16, 2022	Points Fast Break	5 vs. Denver Nuggets, Dec 09, 2021 3 vs. Orlando Magic, Feb 29, 2020 2 vs. Denver Nuggets, Aug 05, 2020 2 vs. Memphis Grizzlies, Feb 01, 2021 2 vs. Sacramento Kings, Mar 29, 2021 ...9 more at 2.
2-Pt Field Goals Attempted	14 vs. Oklahoma City Thunder, Mar 28, 2022 13 vs. Washington Wizards, Mar 12, 2022 13 at Dallas Mavericks, Apr 08, 2022 12 vs. Houston Rockets, Mar 25, 2022 10 at Philadelphia 76ers, Mar 14, 2021 ...6 more at 10.	Assists	4 at Detroit Pistons, Mar 15, 2021 4 at Phoenix Suns, Jan 30, 2022 ...1 more at 4.	Offensive Fouls	3 at Detroit Pistons, Mar 15, 2021 2 at Dallas Mavericks, Apr 11, 2021 2 at Denver Nuggets, Oct 22, 2021 2 vs. Phoenix Suns, Nov 22, 2021 1 at Dallas Mavericks, Mar 12, 2019 ...34 more at 1.
3-Pt Field Goals Made	2 vs. San Antonio Spurs, Mar 23, 2022 1 vs. Orlando Magic, Feb 29, 2020 1 at Milwaukee Bucks, Mar 20, 2021 1 at Utah Jazz, May 05, 2021 ...3 more at 1.	Steals	3 vs. Oklahoma City Thunder, Mar 28, 2022 2 at New Orleans Pelicans, Aug 09, 2020 2 vs. Portland Trail Blazers, Apr 16, 2021 2 at Phoenix Suns, Apr 17, 2021 ...6 more at 2.	Technical Fouls	1 vs. Denver Nuggets, Aug 05, 2020 1 at Los Angeles Lakers, Nov 14, 2021 1 vs. Denver Nuggets, Feb 27, 2022 ...1 more at 1.
3-Pt Field Goals Attempted	3 vs. San Antonio Spurs, Mar 23, 2022 2 vs. New Orleans Pelicans, Mar 30, 2022 2 at San Antonio Spurs, Apr 03, 2022 1 vs. Orlando Magic, Feb 29, 2020 1 at Milwaukee Bucks, Mar 20, 2021 ...17 more at 1.	Blocks	4 at Utah Jazz, Aug 13, 2020 4 at Toronto Raptors, Apr 14, 2021 3 vs. Los Angeles Lakers, Jan 01, 2021 3 at Houston Rockets, Feb 06, 2021 ...2 more at 3.	Fouls Drawn	11 vs. Sacramento Kings, Nov 10, 2021 7 vs. Chicago Bulls, Mar 27, 2021 6 at Philadelphia 76ers, Mar 14, 2021 6 vs. Houston Rockets, Mar 26, 2022 5 at New Orleans Pelicans, Apr 24, 2021 ...4 more at 5.
Free Throws Made	10 vs. Sacramento Kings, Nov 10, 2021 7 at Detroit Pistons, Mar 21, 2022 6 at Utah Jazz, Aug 13, 2020 6 at New Orleans Pelicans, Apr 24, 2021 5 at Philadelphia 76ers, Mar 14, 2021 ...3 more at 5.	Minutes	40:48 vs. Oklahoma City Thunder, Mar 28, 2022 38:32 vs. Washington Wizards, Mar 12, 2022 36:01 vs. San Antonio Spurs, Mar 23, 2022 34:42 at Oklahoma City Thunder, Apr 05, 2022 33:12 vs. Houston Rockets, Mar 26, 2022		



JERAMI Grant

FORWARD / 6'8" / 210 lbs



ALL AROUND US
 BEHIND EVERY BEACHED T-SHIRT, HAT
 AND HUNGER STEPPER YOU SEE IN THE
 TOWN
 AND THERE'S SOMETHING OF THE
 SOMETHING, SOME HONOR, TRADITION
 FAN, OR FEELING BROUGHT THAT PERSON
 INTO THE RIF CITY TOWN
 AND MORE THAN THAT
 THERE'S SOMETHING THAT KEEPS THE
 HERE!
 AND SURELY THAT IS NOT THE ONLY
 STORY THEY HAVE TO TELL
 SO WHAT ARE THE STORIES BEHIND THE
 PEOPLE THAT MAKE UP THE RIF CITY
 FAMILY TODAY?
 WE DON'T KNOW.

BIRTHDATE 03/12/94
COUNTRY USA
PRIOR TO NBA Syracuse
SEASON IN NBA 9th
WITH TRAIL BLAZERS 1st

2021-22: Appeared in 47 games (all starts) for Detroit, posting averages of 19.2 points (42.6% FG, 35.8% 3-PT, 83.8% FT), 4.1 rebounds, 2.4 assists, 0.94 steals and 1.04 blocks in 31.9 minutes per game ... Scored in double figures in 42 games, including 25 games with 20-plus points, five games with 30-plus points and one game with 40 points ... Recorded one double-double ... Made at least four three-pointers in eight games ... Averaged a career high in steals per game ... Made a career-high seven three-pointers (of nine) on his way to a season-high 40 points (13-22 FG, 7-7 FT) at Cleveland on March 19 ... It was the second-highest scoring game of his career ... Scored 20-plus points in five consecutive appearances from March 11-23 ... Missed 24 games from Dec. 12 to Jan. 30 with a right thumb injury ... Missed the final eight games of the season with a left calf strain.

NBA CAREER: Has played in 555 games (270 starts) over eight seasons with Detroit, Denver, Oklahoma City and Philadelphia ... Holds career averages of 11.4 points (45.2% FG, 34.9% 3-PT, 72.3% FT), 3.9 rebounds, 1.4 assists, 0.63 steals and 1.11 blocks in 26.0 minutes per game ... **2020-21:** Played in 54 games (all starts) for the Pistons, averaging a career-high 22.3 points (42.9% FG, 35.0% 3-PT, 84.5% FT) to go with 4.6 rebounds, a career-high 2.8 assists, 0.65 steals and 1.07 blocks in 33.9 minutes per game ... Led the team in scoring 39 times, in rebounds four times and in assists six times ... Scored in double figures in 50 games, including 35 games with 20-plus points, nine games with 30-plus points and one game with 40-plus points ... Recorded three double-doubles ... Scored a career-high 43 points (15-25 FG, 4-9 3-PT, 9-9 FT) at Chicago on Feb. 17 ... Matched his career high with six assists in five different games ... Recorded a franchise-record 23 straight games with multiple three-pointers made from Dec. 26 to Feb. 9 ... Scored a single-season career-high 1,205 points ... Missed four games with a left quadriceps contusion and 13 games with right knee soreness ... **2019-20:** In 71 games (24 starts) for Denver, averaged 12.0 points (47.8% FG, 38.9% 3-PT, 75.0% FT), 3.5 rebounds and 1.2 assists in 26.6 minutes per game ... Scored in double figures in 43 games and 20-plus points eight times ... Led the team in scoring six times and assists once ... The Nuggets went 16-8 with Grant as a starter ... Scored 25 points off the bench against Detroit on Feb. 25 ... Missed one game with a high ankle sprain and one game with right knee soreness ... **2018-19:** Appeared in 80 games (77 starts) for the Thunder, posting averages of 13.6 points (49.7% FG, 39.2% 3-PT, 71.0% FT), 5.2 rebounds, 1.0 assist, 0.76 steals and 1.25 blocks in 32.7 minutes per game ... His three-point percentage marked a career best ... Logged four double-doubles ... Scored in double figures in 65 games, including 11 games with 20-plus points ... Led the team in scoring twice and rebounding three times ... Was one of three players in the NBA with more than 100 three-pointers made and 100 blocks (Karl-Anthony Towns, Brook Lopez) ... Scored his 3,000th career point at Utah on Feb. 22 ... Missed two games with a right ankle sprain ... **2017-18:** Averaged 8.4 points (53.5% FG, 29.1% 3-PT, 67.5% FT), 3.9 rebounds, 0.7 assists and 0.95 blocks in 20.3 minutes per game while making 81 appearances (one start) with the Thunder ... Posted the highest field goal percentage of his career ... Scored in double figures in 29 games, including one game with 20-plus points ... Recorded two double-doubles ... Led the team in scoring four times ... Missed one game with a left hip contusion ... **2016-17:** Played in 80 games (four starts) for Oklahoma City and Philadelphia, averaging 5.5 points (46.3% FG, 37.1% 3-PT, 61.2% FT), 2.6 rebounds, 0.6 assists and 0.99 blocks in 19.1 minutes per game ... Scored in double figures nine times ... Blocked two or more shots 21 times ... Scored a season-high 15 points twice ... **WITH OKLAHOMA CITY:** Played in 78 games (four starts) for the Thunder after being acquired from Philadelphia in a trade on Nov. 1 ... Averaged 5.4 points, 2.6 rebounds, 0.6 assists and 0.96 blocks ... **WITH PHILADELPHIA:** Played in two games for the 76ers, averaging 8.0 points, 3.0 rebounds and 2.00 blocks ... **2015-16:** In his second NBA season, posted averages of 9.7 points (41.9% FG, 24.0% 3-PT, 65.8% FT), 4.7 rebounds, 1.8 assists and 1.65 blocks while making 77 appearances (52 starts) for Philadelphia ... Scored in double figures 34 times, including four games with 20-plus points ... Scored a season-high 21 points twice ... Recorded five blocks in a game on five different occasions ... **2014-15:** In his rookie season, played in 65 games (11 starts) for Philadelphia while averaging 6.3 points (35.2% FG, 31.4% 3-PT, 59.1% FT), 3.1 rebounds, 1.2 assists, 0.62 steals and 1.05 blocks in 21.2 minutes per game ... Scored in double figures in 15 games ... Made his NBA debut against Dallas on Nov. 29 ... Scored his first NBA points against San Antonio on Dec. 1, finishing with four points and three rebounds in 13 minutes ... Had eight blocks against New York on Jan. 21 ... Scored 18 points against Cleveland on Feb. 2.

PLAYOFFS: Has qualified for the postseason on four occasions with Oklahoma City and Denver, posting career postseason averages of 10.5 points (45.6% FG, 34.1% 3-PT, 80.0% FT), 3.7 rebounds, 1.1 assists and 0.86 blocks in 30.6 minutes per game in 35 games (21 starts) ... **2020:** Played in 19 games (16 starts) in Denver's run to the Western Conference Finals, averaging 11.6 points, 3.3 rebounds and 1.3 assists in 34.4 minutes per game ... Scored in double figures 11 times, including two games with 20-plus points ... Scored at least 17 points in Games 3-5 of the Western Conference Finals against the Lakers, including 26 points (7-11 FG, 2-5 3-PT, 10-12 FT) in a Game 3 victory ... **2019:** Averaged 11.6 points, 5.6 rebounds and 2.00 blocks in 35.2 minutes per game during Oklahoma City's five-game series against Portland in the first round ... Had 18 points (6-7 FG, 4-5 3-PT, 2-2 FT), two rebounds and two blocks in a Game 3 victory for the Thunder ... **2018:** In Oklahoma's first round loss to Utah, averaged 7.2 points, 3.3 rebounds and 1.0 assist in six games ... **2017:** Made his first postseason appearance, averaging 9.2 points and 3.8 rebounds in 22.2 minutes per game in a first round loss to Houston ... Scored in double figures three times in five games ... Made his NBA Playoffs debut at Houston on April 16, finishing with 10 points, five rebounds and one assist in 27 minutes off the bench.

COLLEGE: Played two seasons at Syracuse from 2012-14, appearing in 72 games (29 starts) and posting averages of 7.5 points and 4.7 rebounds in 31.4 minutes per game ... **2013-14:** As a sophomore, played in 32 games (20 starts) while averaging 12.1 points (49.6% FG, 67.4% FT), 6.8 rebounds and 1.4 assists in 31.4 minutes per game ... Scored in double figures in 24 games, including one game with 20-plus points ... Logged seven double-doubles ... **2012-13:** Played in 40 games (nine starts) as a freshman, averaging 3.9 points (46.2% FG, 40.0% 3-PT, 56.2% FT) and 3.0 rebounds in 14.3 minutes per game ... Scored in double figures in five games.

NATIONAL TEAM: **2021:** Was a member of the United States Men's National Team that won the Gold Medal at the 2021 Olympic Games in Tokyo ... Played in four games, averaging 1.0 point, 1.2 rebounds and 0.8 assists in 4.9 minutes per game.

PERSONAL: Full name is Houston Jerami Grant ... Son of Harvey and Beverly Grant ... Father played 11 seasons in the NBA, including three with Portland from 1993-96 ... Uncle, Horace Grant, played 17 NBA seasons and won three championships with the Chicago Bulls and one with the L.A. Lakers ... Has three brothers: Harvey Jeraj, Holdyn Jerian and Harrison Jaelin ... Enjoys playing golf ... His charity, Hour Generation Foundation, aims to assist inner city kids and single parents.



JERAMI GRANT - NBA REGULAR SEASON STATISTICS

SEASON	TEAM	GP	GS	MIN	FG	FGA	FG%	3PM	3PA	3P%	FT	FTA	FT%	OR	DR	TOT	A	ST	TO	BS	PTS	PPG
2014-15	PHI	65	11	1,377	124	352	.352	49	156	.314	114	193	.591	49	149	198	79	40	85	68	411	6.3
2015-16	PHI	77	52	2,066	251	599	.419	35	146	.240	212	322	.658	99	262	361	135	54	110	127	749	9.7
2016-17	PHI	2	0	41	6	17	.353	0	2	.000	4	8	.500	0	6	6	0	0	3	4	16	8.0
Went from PHI to OKC.																						
2016-17	OKC	78	4	1,490	146	311	.469	43	114	.377	86	139	.619	38	161	199	46	33	41	75	421	5.4
2016-17	TOT	80	4	1,530	152	328	.463	43	116	.371	90	147	.612	38	167	205	46	33	44	79	437	5.5
2017-18	OKC	81	1	1,647	244	456	.535	32	110	.291	162	240	.675	86	233	319	57	31	54	77	682	8.4
2018-19	OKC	80	77	2,612	409	823	.497	115	293	.392	157	221	.710	96	321	417	79	61	67	100	1,090	13.6
2019-20	DEN	71	24	1,892	303	634	.478	98	252	.389	147	196	.750	58	190	248	88	50	63	57	851	12.0
2020-21	DET	54	54	1,829	400	932	.429	115	329	.350	290	343	.845	35	215	250	152	35	109	58	1,205	22.3
2021-22	DET	47	47	1,500	298	699	.426	91	254	.358	217	259	.838	28	163	191	111	44	85	49	904	19.2
TOTALS		555	270	14,450	2,181	4,823	.452	578	1,656	.349	1,389	1,921	.723	489	1,700	2,189	747	348	617	615	6,329	11.4
AVERAGE		--	--	26.0	3.9	8.7	--	1.0	3.0	--	2.5	3.5	--	0.9	3.1	3.9	1.3	0.6	1.1	1.1	11.4	--

JERAMI GRANT - NBA POSTSEASON STATISTICS

SEASON	TEAM	GP	GS	MIN	FG	FGA	FG%	3PM	3PA	3P%	FT	FTA	FT%	OR	DR	TOT	A	ST	TO	BS	PTS	PPG
2016-17	OKC	5	0	111	19	31	.613	2	6	.333	6	7	.857	7	12	19	4	1	3	2	46	9.2
2017-18	OKC	6	0	133	18	35	.514	2	8	.250	5	11	.455	8	12	20	6	4	6	3	43	7.2
2018-19	OKC	5	5	176	20	40	.500	9	20	.450	9	13	.692	6	21	27	4	3	4	10	58	11.6
2019-20	DEN	19	16	653	71	175	.406	31	95	.326	48	54	.889	8	55	63	25	11	25	15	221	11.6
TOTALS		35	21	1,069	128	281	.456	44	129	.341	68	85	.800	29	100	129	39	19	38	30	368	10.5
AVERAGE		--	--	30.5	3.7	8.0	--	1.3	3.7	--	1.9	2.4	--	0.8	2.9	3.7	1.1	0.5	1.1	0.9	10.5	--

SINGLE-GAME HIGHS

Points	43 at Chicago Bulls, Feb 17, 2021 40 at Cleveland Cavaliers, Mar 19, 2022 36 vs. Los Angeles Lakers, Nov 21, 2021 35 at Houston Rockets, Nov 10, 2021 34 at Phoenix Suns, Dec 02, 2021	Free Throws Attempted	15 vs. Sacramento Kings, Feb 26, 2021 15 vs. Washington Wizards, Dec 08, 2021 14 vs. Washington Wizards, Mar 17, 2016 14 at Phoenix Suns, Dec 02, 2021 13 vs. Milwaukee Bucks, Apr 10, 2016 ...1 more at 13.	Plus-Minus	36 vs. Memphis Grizzlies, Feb 07, 2019 30 at Orlando Magic, Mar 29, 2017 28 vs. Los Angeles Lakers, Apr 02, 2019 26 at New York Knicks, Dec 05, 2019 25 at Miami Heat, Dec 23, 2014 ...4 more at 25.
Field Goals Made	15 at Chicago Bulls, Feb 17, 2021 13 at Cleveland Cavaliers, Mar 19, 2022 12 vs. Detroit Pistons, Feb 25, 2020 12 at Atlanta Hawks, Jan 20, 2021 12 at Houston Rockets, Nov 10, 2021 ...1 more at 12.	Offensive Rebounds	6 vs. Toronto Raptors, Mar 20, 2019 6 at New Orleans Pelicans, Jan 24, 2020 5 vs. Toronto Raptors, Nov 11, 2015 5 vs. Chicago Bulls, Nov 15, 2017 ...2 more at 5.	Turnovers	5 at Memphis Grizzlies, Jan 24, 2015 5 vs. Washington Wizards, Feb 27, 2015 5 at Chicago Bulls, Apr 11, 2015 ...2 more at 5.
Field Goals Attempted	27 at Los Angeles Lakers, Feb 06, 2021 25 at Milwaukee Bucks, Jan 04, 2021 25 at Chicago Bulls, Feb 17, 2021 25 vs. Los Angeles Lakers, Nov 21, 2021 24 vs. Boston Celtics, Jan 01, 2021 ...2 more at 24.	Defensive Rebounds	9 vs. New Orleans Pelicans, Feb 02, 2018 9 at Philadelphia 76ers, Jan 19, 2019 9 vs. Orlando Magic, Feb 05, 2019 ...3 more at 9.	Personal Fouls	6 at Toronto Raptors, Jan 14, 2015 6 at Oklahoma City Thunder, Mar 04, 2015 6 vs. Minnesota Timberwolves, Jan 04, 2016 ...2 more at 6.
2-Pt Field Goals Made	11 at Chicago Bulls, Feb 17, 2021 10 at Atlanta Hawks, Jan 20, 2021 9 at San Antonio Spurs, Jan 10, 2019 9 at Atlanta Hawks, Jan 15, 2019 9 vs. Miami Heat, Mar 18, 2019 ...4 more at 9.	Total Rebounds	14 vs. Toronto Raptors, Mar 20, 2019 12 vs. New Orleans Pelicans, Feb 02, 2018 12 at San Antonio Spurs, Jan 10, 2019 11 at Sacramento Kings, Dec 30, 2015 11 vs. LA Clippers, Feb 08, 2016 ...3 more at 11.	Points Fast Break	10 at Los Angeles Lakers, Nov 28, 2021 9 at Indiana Pacers, Apr 24, 2021 8 at Atlanta Hawks, Jan 15, 2019 7 at Denver Nuggets, Feb 01, 2018 7 vs. Brooklyn Nets, Mar 13, 2019 ...2 more at 7.
2-Pt Field Goals Attempted	17 at Atlanta Hawks, Jan 20, 2021 17 vs. LA Clippers, Apr 14, 2021 16 at Los Angeles Lakers, Feb 06, 2021 16 at Chicago Bulls, Feb 17, 2021 ...4 more at 16.	Assists	6 vs. Sacramento Kings, Feb 10, 2016 6 vs. Toronto Raptors, Mar 01, 2020 6 at Miami Heat, Jan 16, 2021 ...4 more at 6.	Offensive Fouls	2 vs. New York Knicks, Nov 14, 2018 2 at Toronto Raptors, Mar 22, 2019 2 at Brooklyn Nets, Dec 08, 2019 ...8 more at 2.
3-Pt Field Goals Made	7 at Cleveland Cavaliers, Mar 19, 2022 6 at Memphis Grizzlies, Jan 28, 2020 5 at Toronto Raptors, Mar 22, 2019 5 vs. Indiana Pacers, Mar 27, 2019 5 at Brooklyn Nets, Dec 08, 2019 ...2 more at 5.	Steals	4 vs. Denver Nuggets, Dec 05, 2015 4 at Cleveland Cavaliers, Mar 07, 2020 4 at Philadelphia 76ers, Oct 28, 2021 3 vs. Milwaukee Bucks, Apr 13, 2015 ...12 more at 3.	Technical Fouls	1 vs. Los Angeles Lakers, Dec 01, 2015 1 at Utah Jazz, Dec 28, 2015 1 at Dallas Mavericks, Nov 25, 2017 ...4 more at 1.
3-Pt Field Goals Attempted	11 at Los Angeles Lakers, Feb 06, 2021 10 vs. Los Angeles Lakers, Apr 02, 2019 10 at Milwaukee Bucks, Jan 04, 2021 10 at Memphis Grizzlies, Feb 19, 2021 ...2 more at 10.	Blocks	8 vs. New York Knicks, Jan 21, 2015 7 at Milwaukee Bucks, Jan 31, 2020 6 at Charlotte Hornets, Apr 04, 2015 5 at Denver Nuggets, Mar 25, 2015 5 at Chicago Bulls, Dec 14, 2015 ...5 more at 5.	Fouls Drawn	10 vs. Memphis Grizzlies, Feb 11, 2018 9 vs. Sacramento Kings, Feb 26, 2021 9 vs. Washington Wizards, Dec 08, 2021 8 vs. Milwaukee Bucks, Jan 27, 2019 8 vs. LA Clippers, Jan 12, 2020 ...2 more at 8.
Free Throws Made	14 vs. Sacramento Kings, Feb 26, 2021 14 vs. Washington Wizards, Dec 08, 2021 12 at Phoenix Suns, Dec 02, 2021 11 at Milwaukee Bucks, Jan 06, 2021 10 vs. Houston Rockets, Jan 22, 2021 ...2 more at 10.	Minutes	47:46 at Los Angeles Lakers, Feb 06, 2021 46:39 vs. Utah Jazz, Aug 08, 2020 45:05 at Detroit Pistons, Feb 02, 2020 43:54 at San Antonio Spurs, Jan 10, 2019 43:16 at Milwaukee Bucks, Apr 10, 2019	Player Efficiency	29.0 vs. Los Angeles Lakers, Dec 01, 2015 29.0 at Sacramento Kings, Dec 30, 2015 27.0 vs. LA Clippers, Feb 08, 2016 25.0 at Detroit Pistons, Jan 27, 2016 21.0 at Orlando Magic, Feb 28, 2016

CURRENT PLAYERS



JOSH *Hart*

GUARD / 6'5" / 215 lbs

BIRTHDATE 03/06/95
COUNTRY USA
PRIOR TO NBA Villanova

SEASON IN NBA 6th
WITH TRAIL BLAZERS 2nd

ALL AROUND US
BEHIND EVERY BEACHED T-SHIRT, HAT
AND BUMPER STICKER YOU SEE IN THE
TOWN
AND THERE'S A LOT OF THEM
SOMETHING ABOUT THE SPORT, TRADITION
FAN, OR FEELING ABOUT THAT PERSON
THAT'S THE RIF CITY FOLK
AND MORE THAN THAT
THERE'S SOMETHING THAT KEEPS THEM
HERE!
AND SURELY THAT IS NOT THE ONLY
STORY THEY HAVE TO TELL
SO WHAT ARE THE STORIES BEHIND THE
PEOPLE THAT MAKE UP THE RIF CITY
FAMILY TODAY?
WE DON'T KNOW.

2021-22: In 54 games (53 starts) with Portland and New Orleans, averaged career highs of 14.9 points (50.4% FG, 34.3% 3-PT, 75.8% FT), 4.1 assists and 1.13 steals to go with 7.2 rebounds in 33.2 minutes per game ... Scored in double figures in 43 games, including 13 games with 20-plus points, two games with 30-plus points and one game with 40-plus points ... Recorded double digit rebounds in 13 games and one game with 10-plus assists ... Logged 12 double-doubles ... **WITH PORTLAND:** Was acquired in a trade from New Orleans on Feb. 8 ... In 13 games (all starts) for the Trail Blazers, averaged 19.9 points (50.3% FG, 37.3% 3-PT, 77.2% FT), 5.4 rebounds, 4.3 assists and 1.23 steals in 32.1 minutes per game ... Led Portland in scoring five times, assists five times, steals four times and rebounds once ... Scored at least 22 points in each of his first three games with the Trail Blazers ... Scored a career-high 44 points (15-21 FG, 6-9 3-PT, 8-8 FT) to go with eight rebounds, six assists and four steals against Washington on March 12 ... Followed his career high with 31 points at Atlanta on March 14, marking the first time in his career with 30-plus points in consecutive games ... **WITH NEW ORLEANS:** Played in 41 games (40 starts) for the Pelicans, averaging 13.4 points (50.5% FG, 32.3% 3-PT, 75.3% FT), 7.8 rebounds, 4.1 assists and 1.10 steals ... Dished out a career-high 11 assists to go with five points, three rebounds and one steal against Memphis on Nov. 13 ... Scored in double figures in 22 straight appearances from Dec. 8 to Feb. 6 ... Extended the streak six more games after being traded to Portland, marking the longest streak of his career (28 games).

NBA CAREER: In 296 games (118 starts) over five seasons with Portland, New Orleans and the L.A. Lakers, holds career averages of 9.9 points (45.0% FG, 34.7% 3-PT, 73.9% FT), 5.8 rebounds, 2.1 assists and 0.92 steals in 27.3 minutes per game ... **2020-21:** Played in 47 games (four starts) for the Pelicans, averaging 9.2 points (43.9% FG, 32.6% 3-PT, 77.5% FT), a career-high 8.0 rebounds, 2.3 assists and 0.81 steals in 28.7 minutes per game ... Scored in double figures in 21 games, including eight games with 15-plus points ... Notched seven double-doubles ... Had 14 points, five assists and a career-high-tying 17 rebounds against Orlando on April 1 ... Had five assists, five steals and 15 rebounds off the bench against the Lakers on March 23, becoming the first player in NBA history to reach those totals as a reserve since steals were first recorded in the 1973-74 season ... Recorded 20 points and 17 rebounds against Houston on Feb. 9 ... **2019-20:** Appeared in 65 games (16 starts) for New Orleans, posting averages of 10.1 points (42.3% FG, 34.2% 3-PT, 73.9% FT), 6.5 rebounds, 1.7 assists and 0.97 steals in 27.0 minutes per game ... Scored in double figures in 37 games, including three games with 20-plus points ... Notched 10 double-doubles ... Had a season-high-tying 23 points to go with 14 rebounds and six assists at Orlando on Aug. 13 ... logged his first double-double with the Pelicans on opening night against Toronto on Oct. 22, finishing with 15 points and 10 rebounds ... **2018-19:** Played in 67 games (22 starts) in his second season with Los Angeles, posting averages of 7.8 points (40.7% FG, 33.6% 3-PT, 68.8% FT), 3.7 rebounds, 1.4 assists and 0.96 steals in 25.6 minutes per game ... Scored in double figures 22 times, including four games with 20-plus points ... Recorded four double-doubles on the season ... Played in a season-high 44 minutes at Dallas on Jan. 7, finishing with 14 points, 12 rebounds, six assists and five steals ... Scored a season-high 22 points to go with seven rebounds, three assists and two steals against Sacramento on Dec. 30 ... Had 20 points and 10 boards against San Antonio on Oct. 22 ... Scored at least 11 points in each of the first five games of the season, including two 20-point outings ... **2017-18:** As a rookie with the Lakers, played in 63 games (23 starts) and averaged 7.9 points (46.9% FG, 39.6% 3-PT, 70.2% FT), 4.2 rebounds, 1.3 assists and 0.75 steals in 23.2 minutes per game ... In his 23 starts, averaged 13.3 points, 6.0 rebounds and 2.0 assists while shooting 49.6% from the field ... Scored in double figures 22 times, including five games of 20-plus points and one game of 30-plus points ... Led the team in scoring four times, rebounds seven times, assists once, steals 14 times and blocks six times ... Recorded eight double-doubles, becoming one of six guards in NBA history to have eight point-rebound double-doubles as a rookie ... Scored 30 points to go with five rebounds and five assists in the season finale against the Clippers on April 11 ... Finished the season with four consecutive 20-point games ... Made his NBA debut at Phoenix on Oct. 20 ... Scored his first NBA points against New Orleans on Oct. 22, finishing with five points, four rebounds and one assist in 15 minutes ... Played in two games for the South Bay Lakers of the NBA G League, averaging 17.5 points, 5.5 rebounds and 2.0 assists in 32.0 minutes per game.

COLLEGE: Appeared in 146 games (75 starts) in four seasons at Villanova from 2013-17, posting career averages of 13.2 points, 5.6 rebounds, 1.8 assists and 1.10 steals in 28.0 minutes per game ... **2016-17:** Averaged 18.7 points (51.0% FG, 40.4% 3-PT, 74.7% FT), 6.4 rebounds, 2.9 assists and 1.56 steals in 36 games (35 starts) as a senior ... Was a consensus First-Team All-American ... Received the Julius Erving Award Small Forward of the Year Award ... Named Big East Player of the Year and Big East Co-Defensive Player of the Year in addition to being an All-Big East First Team selection ... Was a finalist for the Naismith Award, Wooden Award and USBWA Player of the Year Award ... Named MVP of the 2017 Big East Tournament ... Scored a career-high 27 points against Notre Dame on Dec. 10 ... **2015-16:** Won the NCAA National Championship ... Played in 40 games (38 starts) in his junior season, averaging 15.5 points, 6.8 rebounds, 1.9 assists and 1.15 steals ... All-Big East First Team Selection ... Ranked second in the Big East in field goal percentage (51.3%), eighth in scoring average and ninth in rebounds ... Averaged 17.5 points and 8.0 rebounds during the Final Four ... **2014-15:** Named the Big East Sixth Man of the Year after averaging 10.1 points, 4.5 rebounds, 1.5 assists and 1.11 steals in 36 games (two starts) as a sophomore ... Ranked second in the Big East in three-point percentage (46.4%) ... **2013-14:** Averaged 7.8 points and 4.4 rebounds in 34 games as a freshman ... Named to the Big-East All-Rookie Team ... Was a three-time Big-East Rookie of the Week.

PERSONAL: Son of Moses and Pat Hart ... Has two older siblings: brother Moses and Sister Aimee ... Is an avid golfer and video game player ... Supporter of Chelsea F.C. of the Premier League ... Favorite TV show is The Office ... Graduated from Villanova with a degree in Communications.



JOSH HART - NBA REGULAR SEASON STATISTICS

SEASON	TEAM	GP	GS	MIN	FG	FGA	FG%	3PM	3PA	3P%	FT	FTA	FT%	OR	DR	TOT	A	ST	TO	BS	PTS	PPG
2017-18	LAL	63	23	1,460	176	375	.469	78	197	.396	66	94	.702	42	221	263	80	47	47	16	496	7.9
2018-19	LAL	67	22	1,715	189	464	.407	92	274	.336	55	80	.688	35	213	248	93	64	58	40	525	7.8
2019-20	NOP	65	16	1,755	225	532	.423	121	354	.342	85	115	.739	61	364	425	108	63	75	23	656	10.1
2020-21	NOP	47	4	1,349	151	344	.439	63	193	.326	69	89	.775	53	324	377	109	38	49	12	434	9.2
2021-22	NOP	41	40	1,374	195	386	.505	42	130	.323	116	154	.753	53	265	318	168	45	81	11	548	13.4
Went from NOP to POR.																						
2021-22	POR	13	13	417	92	183	.503	31	83	.373	44	57	.772	9	61	70	56	16	33	2	259	19.9
2021-22	TOT	54	53	1,790	287	569	.504	73	213	.343	160	211	.758	62	326	388	224	61	114	13	807	14.9
TOTALS		296	118	8,068	1,028	2,284	.450	427	1,231	.347	435	589	.739	253	1,448	1,701	614	273	343	104	2,918	9.9
AVERAGE		--	--	27.3	3.5	7.7	--	1.4	4.2	--	1.5	2.0	--	0.9	4.9	5.7	2.1	0.9	1.2	0.4	9.9	--

SINGLE-GAME HIGHS

Points	44 vs. Washington Wizards, Mar 12, 2022 31 at Atlanta Hawks, Mar 14, 2022 30 at LA Clippers, Apr 11, 2018 29 at Oklahoma City Thunder, Dec 26, 2021 27 at Memphis Grizzlies, Feb 16, 2021 ...1 more at 27.	Free Throws Attempted	9 at Milwaukee Bucks, Jan 01, 2022 9 at New York Knicks, Jan 20, 2022 9 vs. Indiana Pacers, Jan 24, 2022 8 at Houston Rockets, Dec 31, 2017 ...5 more at 8.	Plus-Minus	32 vs. Phoenix Suns, Dec 02, 2018 30 at Charlotte Hornets, Dec 15, 2018 30 at Memphis Grizzlies, Feb 16, 2021 28 at Oklahoma City Thunder, Dec 31, 2020 28 at LA Clippers, Nov 29, 2021
Field Goals Made	15 vs. Washington Wizards, Mar 12, 2022 11 at Atlanta Hawks, Mar 14, 2022 11 at Indiana Pacers, Mar 20, 2022 10 vs. Utah Jazz, Apr 08, 2018 10 at Memphis Grizzlies, Feb 16, 2021 ...2 more at 10.	Offensive Rebounds	6 vs. Sacramento Kings, Feb 01, 2021 4 vs. Memphis Grizzlies, Dec 27, 2017 4 at Toronto Raptors, Oct 22, 2019 4 vs. LA Clippers, Jan 18, 2020 ...3 more at 4.	Turnovers	6 vs. Minnesota Timberwolves, Mar 11, 2021 6 vs. Denver Nuggets, Dec 08, 2021 4 at Boston Celtics, Mar 29, 2021 4 vs. Orlando Magic, Apr 01, 2021 ...3 more at 4.
Field Goals Attempted	21 vs. Washington Wizards, Mar 12, 2022 21 at Atlanta Hawks, Mar 14, 2022 18 vs. Utah Jazz, Apr 08, 2018 18 at Brooklyn Nets, Mar 18, 2022 17 vs. Houston Rockets, Apr 10, 2018 ...2 more at 17.	Defensive Rebounds	16 vs. Orlando Magic, Apr 01, 2021 14 vs. Oklahoma City Thunder, Jan 02, 2019 14 vs. Houston Rockets, Feb 09, 2021 13 at Orlando Magic, Aug 13, 2020 13 at Boston Celtics, Mar 29, 2021	Personal Fouls	6 at Houston Rockets, Dec 31, 2017 6 at Utah Jazz, Jan 11, 2019 6 at Philadelphia 76ers, Dec 13, 2019 ...2 more at 6.
2-Pt Field Goals Made	9 vs. Washington Wizards, Mar 12, 2022 8 vs. Utah Jazz, Apr 08, 2018 8 vs. LA Clippers, Nov 19, 2021 8 at Indiana Pacers, Mar 20, 2022 7 at Dallas Mavericks, Nov 08, 2021 ...3 more at 7.	Total Rebounds	17 vs. Houston Rockets, Feb 09, 2021 17 vs. Orlando Magic, Apr 01, 2021 15 vs. Oklahoma City Thunder, Jan 02, 2019 15 at Oklahoma City Thunder, Nov 02, 2019 ...3 more at 15.	Points Fast Break	18 vs. Houston Rockets, Apr 10, 2018 17 vs. Washington Wizards, Mar 12, 2022 13 vs. Portland Trail Blazers, Feb 11, 2020 11 at Memphis Grizzlies, Feb 16, 2021 9 vs. San Antonio Spurs, Oct 22, 2018 ...3 more at 9.
2-Pt Field Goals Attempted	14 at Atlanta Hawks, Mar 14, 2022 13 vs. LA Clippers, Nov 19, 2021 12 vs. Washington Wizards, Mar 12, 2022 11 at Dallas Mavericks, Nov 08, 2021 10 vs. Utah Jazz, Apr 08, 2018 ...5 more at 10.	Assists	11 vs. Memphis Grizzlies, Nov 13, 2021 9 at LA Clippers, Nov 29, 2021 9 at Milwaukee Bucks, Jan 01, 2022 8 vs. Denver Nuggets, Dec 08, 2021 8 vs. Milwaukee Bucks, Dec 17, 2021 5 vs. Los Angeles Lakers, Mar 23, 2021 5 at Dallas Mavericks, Jan 07, 2019	Offensive Fouls	2 vs. Memphis Grizzlies, Jan 31, 2020 1 at Boston Celtics, Nov 08, 2017 1 at Atlanta Hawks, Feb 26, 2018 1 at LA Clippers, Apr 11, 2018 ...26 more at 1.
3-Pt Field Goals Made	7 at LA Clippers, Apr 11, 2018 6 at Memphis Grizzlies, Feb 16, 2021 6 vs. Washington Wizards, Mar 12, 2022 5 vs. Minnesota Timberwolves, Nov 07, 2018 5 at Houston Rockets, Oct 26, 2019 ...1 more at 5.	Steals	4 at Brooklyn Nets, Nov 04, 2019 4 vs. Washington Wizards, Mar 12, 2022 3 at Golden State Warriors, Dec 22, 2017 ...19 more at 3.	Technical Fouls	2 vs. LA Clippers, Dec 28, 2018 2 vs. Oklahoma City Thunder, Nov 10, 2021 1 at Houston Rockets, Dec 31, 2017 1 at Portland Trail Blazers, Nov 03, 2018 ...18 more at 1.
3-Pt Field Goals Attempted	12 at Houston Rockets, Oct 26, 2019 11 vs. Orlando Magic, Dec 15, 2019 11 at Memphis Grizzlies, Feb 16, 2021 10 vs. Detroit Pistons, Dec 09, 2019 10 vs. Brooklyn Nets, Dec 17, 2019	Blocks	3 at Cleveland Cavaliers, Nov 21, 2018 3 vs. Boston Celtics, Feb 21, 2021 3 vs. Minnesota Timberwolves, Nov 22, 2021 2 vs. Utah Jazz, Apr 08, 2018 ...13 more at 2.	Fouls Drawn	8 at Miami Heat, Nov 17, 2021 8 vs. New York Knicks, Feb 12, 2022 7 vs. Washington Wizards, Aug 07, 2020 7 vs. Indiana Pacers, Jan 24, 2022 6 at Houston Rockets, Dec 31, 2017 ...3 more at 6.
Free Throws Made	9 vs. Indiana Pacers, Jan 24, 2022 8 vs. Washington Wizards, Mar 12, 2022 6 vs. Minnesota Timberwolves, Nov 07, 2018 6 at Orlando Magic, Aug 13, 2020 6 at Washington Wizards, Nov 15, 2021 ...4 more at 6.	Minutes	46:45 vs. Orlando Magic, Apr 01, 2021 43:42 at Dallas Mavericks, Jan 07, 2019 42:27 vs. Denver Nuggets, Dec 08, 2021 41:37 vs. Milwaukee Bucks, Dec 17, 2021 41:02 vs. Utah Jazz, Apr 08, 2018		



KEON Johnson

GUARD / 6'4" / 185 lbs

ALL AROUND US
 BEHIND EVERY BEACHED T-SHIRT, HAT
 AND BUMPER STICKER YOU SEE IN THE
 TOWN
 AND THERE'S THE FLOYD OF THE
 SOMETHING, A GOOD HONOR, A TRADITION
 FAN, OR FEELING BROUGHT THAT PERSON
 INTO THE RIF CITY FOLK
 AND MORE THAN THAT
 THERE'S SOMETHING THAT KEEPS THEM
 HERE!
 AND SURELY THAT IS NOT THE ONLY
 STORY THEY HAVE TO TELL
 SO WHAT ARE THE STORIES BEHIND THE
 PEOPLE THAT MAKE UP THE RIF CITY
 FAMILY TODAY?
 WE'LL TALK ABOUT THAT

BIRTHDATE 03/10/02
COUNTRY USA
PRIOR TO NBA Tennessee
SEASON IN NBA 2nd
WITH TRAIL BLAZERS 2nd

2021-22: Averaged 7.2 points (35.3% FG, 34.0% 3-PT, 80.4% FT), 2.2 rebounds, 2.1 assists and 0.76 steals in 37 games (12 starts) with the Trail Blazers and Clippers during his rookie season ... Scored in double figures in 11 games, including one game with 20-plus points ... Made at least three three-pointers in seven contests ... **WITH PORTLAND:** Was acquired by Portland in a trade from the Clippers on Feb. 4 ... In 22 games (12 starts) with the Trail Blazers, averaged 9.7 points (35.7% FG, 34.8% 3-PT, 83.3% FT), 2.7 rebounds, 2.9 assists and 0.95 steals ... Led Portland in scoring three times and assists five times ... Made his first career start against Denver on Feb. 27, finishing with four points, four rebounds, one assist and two steals ... Scored a season-high 20 points (8-15 FG, 4-6 3-PT) to go with three rebounds and three assists at San Antonio on April 1 ... **WITH LA CLIPPERS:** Played in 15 games for the Clippers, averaging 3.5 points, 1.4 rebounds and 0.9 assists ... Made his NBA debut against the Pelicans on Nov. 29, recording two points (2-2 FT) in three minutes.

COLLEGE: Played in 27 games (17 starts) as a freshman at Tennessee in 2020-21, posting averages of 11.3 points (44.9% FG, 27.1% 3-PT, 70.3% FT), 3.5 rebounds, 2.5 assists and 1.11 steals ... Earned SEC All-Freshman Team honors ... Scored in double figures in 15 contests, including three games with 20-plus points ... Led the Volunteers in field goals made (111) and attempted (247) ... Ranked second on the team in scoring while ranking third in assists, steals and minutes played.

PERSONAL: Born Christopher Keon Johnson to Conswella and Keith Johnson on March 10, 2002 in Shelbyville, Tenn. ... His mother was a two-time All-SEC women's basketball player at Auburn ... Played for Portland's 2022 NBA Summer League Championship team ... During the 2021 NBA Draft Combine, Johnson set the event's all-time record in the max vertical jump with a leap of 48 inches ... Majored in forestry wildlife/fisheries at Tennessee ... Fishing is among his favorite hobbies ... Also played baseball as a child.

KEON JOHNSON - NBA REGULAR SEASON STATISTICS																						
SEASON	TEAM	GP	GS	MIN	FG	FGA	FG%	3PM	3PA	3P%	FT	FTA	FT%	OR	DR	TOT	A	ST	TO	BS	PTS	PPG
2021-22	LAC	15	0	135	17	51	.333	3	11	.273	16	21	.762	6	15	21	13	7	7	2	53	3.5
Went from LAC to POR.																						
2021-22	POR	22	12	562	79	221	.357	31	89	.348	25	30	.833	18	42	60	63	21	39	10	214	9.7
2021-22	TOT	37	12	695	96	272	.353	34	100	.340	41	51	.804	24	57	81	76	28	46	12	267	7.2
TOTALS		37	12	695	96	272	.353	34	100	.340	41	51	.804	24	57	81	76	28	46	12	267	7.2
AVERAGE		--	--	18.8	2.6	7.4	--	0.9	2.7	--	1.1	1.4	--	0.6	1.5	2.2	2.1	0.8	1.2	0.3	7.2	--



SINGLE-GAME HIGHS

Points	20 at San Antonio Spurs, Apr 01, 2022 19 at San Antonio Spurs, Apr 03, 2022 18 at Oklahoma City Thunder, Apr 05, 2022 17 vs. Oklahoma City Thunder, Mar 28, 2022 15 vs. Brooklyn Nets, Dec 27, 2021 ...2 more at 15.	Free Throws Attempted	7 at Minnesota Timberwolves, Mar 07, 2022 4 vs. Denver Nuggets, Dec 26, 2021 4 vs. Minnesota Timberwolves, Jan 03, 2022 4 at Dallas Mavericks, Apr 08, 2022 3 vs. Brooklyn Nets, Dec 27, 2021 ...2 more at 3.	Plus-Minus	14 vs. Sacramento Kings, Dec 01, 2021 10 at Sacramento Kings, Dec 22, 2021 6 vs. Brooklyn Nets, Dec 27, 2021 5 vs. Minnesota Timberwolves, Jan 03, 2022 4 at San Antonio Spurs, Apr 01, 2022
Field Goals Made	8 at San Antonio Spurs, Apr 01, 2022 8 at San Antonio Spurs, Apr 03, 2022 7 vs. Oklahoma City Thunder, Mar 28, 2022 7 at Oklahoma City Thunder, Apr 05, 2022 6 vs. Brooklyn Nets, Dec 27, 2021 ...1 more at 6.	Offensive Rebounds	3 vs. Memphis Grizzlies, Jan 08, 2022 3 at San Antonio Spurs, Apr 01, 2022 2 at Minnesota Timberwolves, Mar 07, 2022 2 at Indiana Pacers, Mar 20, 2022 ...2 more at 2.	Turnovers	5 vs. Houston Rockets, Mar 26, 2022 4 at Oklahoma City Thunder, Apr 05, 2022 3 at Minnesota Timberwolves, Mar 07, 2022 3 at Indiana Pacers, Mar 20, 2022 3 vs. Houston Rockets, Mar 25, 2022 ...3 more at 3.
Field Goals Attempted	19 vs. Oklahoma City Thunder, Mar 28, 2022 15 vs. Houston Rockets, Mar 26, 2022 15 at San Antonio Spurs, Apr 01, 2022 15 at San Antonio Spurs, Apr 03, 2022 14 vs. Brooklyn Nets, Dec 27, 2021 ...2 more at 14.	Defensive Rebounds	5 at Minnesota Timberwolves, Mar 07, 2022 5 at Atlanta Hawks, Mar 14, 2022 5 at Oklahoma City Thunder, Apr 05, 2022 4 vs. Golden State Warriors, Feb 24, 2022 3 at Sacramento Kings, Dec 22, 2021 ...5 more at 3.	Personal Fouls	5 vs. Oklahoma City Thunder, Mar 28, 2022 5 vs. New Orleans Pelicans, Mar 30, 2022 5 at Dallas Mavericks, Apr 08, 2022 4 at Sacramento Kings, Dec 22, 2021 ...4 more at 4.
2-Pt Field Goals Made	5 at San Antonio Spurs, Apr 03, 2022 4 vs. Brooklyn Nets, Dec 27, 2021 4 vs. San Antonio Spurs, Mar 23, 2022 4 vs. Houston Rockets, Mar 25, 2022 ...3 more at 4.	Total Rebounds	7 at Minnesota Timberwolves, Mar 07, 2022 6 at Oklahoma City Thunder, Apr 05, 2022 5 at Atlanta Hawks, Mar 14, 2022 5 vs. Oklahoma City Thunder, Mar 28, 2022 4 vs. Golden State Warriors, Feb 24, 2022 ...1 more at 4.	Points Fast Break	7 at San Antonio Spurs, Apr 01, 2022 3 at Minnesota Timberwolves, Mar 05, 2022 3 at New Orleans Pelicans, Apr 07, 2022 2 vs. Sacramento Kings, Dec 01, 2021 2 at Sacramento Kings, Dec 22, 2021 ...7 more at 2.
2-Pt Field Goals Attempted	11 vs. Brooklyn Nets, Dec 27, 2021 11 vs. San Antonio Spurs, Mar 23, 2022 10 at Minnesota Timberwolves, Mar 07, 2022 10 vs. Oklahoma City Thunder, Mar 28, 2022 9 at San Antonio Spurs, Apr 01, 2022 ...1 more at 9.	Assists	8 at New Orleans Pelicans, Apr 07, 2022 7 at Oklahoma City Thunder, Apr 05, 2022 6 at Dallas Mavericks, Apr 08, 2022 6 vs. Utah Jazz, Apr 10, 2022 5 at Minnesota Timberwolves, Mar 05, 2022 ...1 more at 5.	Offensive Fouls	1 at Minnesota Timberwolves, Mar 07, 2022
3-Pt Field Goals Made	4 vs. Houston Rockets, Mar 26, 2022 4 at San Antonio Spurs, Apr 01, 2022 3 at Minnesota Timberwolves, Mar 05, 2022 3 at Utah Jazz, Mar 09, 2022 ...3 more at 3.	Steals	4 vs. Oklahoma City Thunder, Mar 28, 2022 3 vs. Utah Jazz, Apr 10, 2022 2 vs. Brooklyn Nets, Dec 27, 2021 2 vs. Denver Nuggets, Feb 27, 2022 2 at Detroit Pistons, Mar 21, 2022	Fouls Drawn	5 at Dallas Mavericks, Apr 08, 2022 4 vs. Brooklyn Nets, Dec 27, 2021 3 vs. Denver Nuggets, Dec 26, 2021 3 at Minnesota Timberwolves, Mar 07, 2022 3 vs. Utah Jazz, Apr 10, 2022
3-Pt Field Goals Attempted	9 vs. Houston Rockets, Mar 26, 2022 9 vs. Oklahoma City Thunder, Mar 28, 2022 7 at San Antonio Spurs, Apr 03, 2022 7 at Oklahoma City Thunder, Apr 05, 2022 6 at Utah Jazz, Mar 09, 2022 ...1 more at 6.	Blocks	2 vs. Houston Rockets, Mar 26, 2022 2 at Oklahoma City Thunder, Apr 05, 2022 1 vs. Denver Nuggets, Dec 26, 2021 1 vs. Memphis Grizzlies, Jan 08, 2022 ...6 more at 1.		
Free Throws Made	7 at Minnesota Timberwolves, Mar 07, 2022 4 vs. Minnesota Timberwolves, Jan 03, 2022 4 at Dallas Mavericks, Apr 08, 2022 3 vs. Denver Nuggets, Dec 26, 2021 2 vs. New Orleans Pelicans, Nov 29, 2021 ...8 more at 2.	Minutes	42:10 vs. Oklahoma City Thunder, Mar 28, 2022 35:40 at Oklahoma City Thunder, Apr 05, 2022 35:05 vs. Utah Jazz, Apr 10, 2022 32:12 vs. Houston Rockets, Mar 26, 2022 31:15 at New Orleans Pelicans, Apr 07, 2022		

CURRENT PLAYERS



DAMIAN Lillard

GUARD / 6'2" / 200 lbs

BIRTHDATE 07/15/90
COUNTRY USA
PRIOR TO NBA Weber State

SEASON IN NBA 11th
WITH TRAIL BLAZERS 11th

ALL AROUND US
 BEING EVERYWHERE T-SHIRT, HAT
 AND NUMBER STICKER YOU SEE IN THE
 TOWN
 AND THERE'S A LOT OF THEM
 SOMETHING, SOMEONE, SOMETHING
 FAN, OR FEELING BROUGHT THAT PERSON
 INTO THE CITY TOWN
 AND MORE THAN THAT
 THERE'S SOMETHING THAT KEEPS THEM
 HERE
 AND SURELY THAT IS NOT THE ONLY
 STORY THEY HAVE TO TELL
 SO WHAT ARE THE STORIES BEHIND THE
 PEOPLE THAT MAKE UP THE RIF CITY
 FAMILY TODAY
 WE DON'T KNOW

2021-22: Played in 29 games (all starts) in his 10th season, averaging 24.0 points (40.2% FG, 32.4% 3-PT, 87.8% FT), 4.1 rebounds and 7.3 assists in 36.4 minutes per game ... Scored in double figures in 28 of his 29 appearances, including 22 games with 20-plus points, seven games with 30-plus points and one game with 40-plus points ... Dished out double-digit assists in eight games ... Pulled down 10-plus rebounds in one game ... Had eight double-doubles ... Led Portland in scoring 15 times, in rebounds once, in assists 25 times and in steals once ... Scored 20-plus points in nine straight appearances from Nov. 6 – 24 ... Had at least 32 points in three straight games from Dec. 17 – 21 ... Scored a season-high 43 points against Charlotte on Dec. 17 ... Earned Western Conference Player of the Week honors for the week ending Nov. 21 after averaging 28.3 points, 2.7 rebounds, 8.3 assists, 1.00 steal and 1.67 blocks in home victories over Toronto, Chicago and Philadelphia ... With his third free throw of the game against Chicago on Nov. 17, Lillard passed Clyde Drexler for the most free throws made in franchise history ... Missed 53 games with an abdominal injury, including the final 46 games of the season ... Underwent abdominal surgery on Jan. 13.

NBA CAREER: In 10 seasons with the Trail Blazers, holds averages of 24.6 points (43.7% FG, 37.3% 3-PT, 89.3% FT), 4.2 rebounds, 6.6 assists, 0.96 steals and 36.3 minutes in 711 games (all starts) ... Is the second player in NBA history with 1,500 points and 400 assists in each of his first nine seasons, joining Oscar Robertson ... The franchise leader in three-pointers made with 2,143 ... Ranks first on Portland's all-time list in free throws made (3,917) second in points (17,510), second in field goals (5,725), second in minutes (25,835), third in assists (4,726), fourth in games played (711) and seventh in steals (682) ... Has been named an All-Star six times and received All-NBA honors six times ... **2020-21:** Playing in his ninth season, averaged 28.8 points (45.1% FG, 39.1% 3-PT, 92.8% FT), 4.2 rebounds, 7.5 assists and 35.8 minutes in 67 games (all starts) for the Trail Blazers ... Among league leaders, ranked third in scoring, seventh in assists, second in free throw percentage, third in three-pointers made (275) and third in free throws made (449) ... His 275 three-pointers made set a new franchise record ... Had a franchise-record 35 games with 30-plus points, which ranked second in the NBA ... Had six games of 40-plus points ... Recorded 16 double-doubles ... Led the Trail Blazers in scoring 46 times, rebounds twice, assists 53 times, steals 18 times and blocks four times ... Named an NBA All-Star for the sixth time and the fourth straight season ... Scored 20-plus points in 60 games ... Led the NBA with 162 total points in clutch situations (51.1% FG, 29.1% 3-PT, 94.7% FT) ... Scored 30-plus points in seven straight games from May 3 to May 13, marking the second-longest streak of his career ... Named NBA Western Conference Player of the Week three times, for the weeks ending Jan. 17, Feb. 22 and May 16 ... Had a season-high 50 points (13-20 FG, 6-13 3-PT, 18-18 FT) to go with 10 assists and six rebounds against New Orleans on March 16 ... Matched his career high with 16 assists at New Orleans on Feb. 17 to go with 43 points, marking the eighth time in NBA history that a player had at least 43 points and 16 assists in a game ... Recorded a double-double in four straight games from Feb. 14 to Feb. 20, logging at least 30 points, 10 assists and five three-pointers made in each contest ... On April 27 against Indiana, made the 2,000th three-pointer of his career, becoming the second-fastest player in NBA history to reach 2,000 threes (671 games) ... **2019-20:** In 66 games (all starts), averaged a franchise record 30.0 points (46.3% FG, 40.1% 3-PT, 88.8% FT) to go with 4.3 rebounds, 8.0 assists, 1.06 steals, 0.33 blocks and 37.5 minutes ... Season averages for scoring and assists as well as field goal and three-point percentages were all career highs ... Received All-NBA Second Team honors, becoming the first player in franchise history to make an All-NBA team five times ... Named an NBA All-Star for the fifth time and the third straight season ... Scored 60-plus points three times, becoming the only player in NBA history besides Wilt Chamberlain to have three games of 60-plus points in a season ... Led Portland in scoring 48 times, rebounds once, assists 55 times, steals 26 times and blocks four times ... Scored in double-digits 65 times, topped 20 points 58 times (2nd in NBA), had 30-plus 30 times (5th in NBA), scored 40-plus 11 times (2nd in NBA), 50-plus six times (1st in NBA) and 60-plus three times (1st in NBA) ... Logged 19 double-doubles and one triple-double ... Ranked third in the league in scoring, fifth in assists, first in minutes, 26th in three-point percentage and 10th in free throw percentage ... Named NBA Player of the Seeding Games after averaging 37.6 points (49.7% FG, 43.6% 3-PT, 88.8% FT), 4.3 rebounds, 9.6 assists, 1.38 steals and 41.7 minutes while leading the Trail Blazers to a 6-2 record and the eighth seed in the Western Conference play-in in the eight games played from July 30 to Aug. 14 ... Earned Western Conference Player of the Week honors in back-to-back weeks on Jan. 26 and Feb. 3 ... Between Jan. 20 and Feb. 1, averaged 48.8 points (54.8% FG, 57.0% 3-PT, 92.3% FT), 7.2 rebounds and 10.2 assists in six games ... Scored a franchise record 61 points (17-37 FG, 11-20 3-PT, 16-16 FT) to go with 10 rebounds and seven assists against Golden State on Jan. 20 ... His 11 three-pointers were also a franchise record ... Again scored 61 points (17-32 FG, 9-17 3-PT, 18-18 FT) to go with five rebounds and eight assists at Dallas on Aug. 11 ... Had 60 points (19-33 FG, 7-16 3-PT), four rebounds and five assists against Brooklyn on Nov. 8 ... Recorded his first career triple-double with 36 points, 10 rebounds and 11 assists against Houston on Jan. 29 ... Matched his career high with 16 assists to go with 30 points at Boston on Aug. 2 ... Had 45 points and matched his franchise record with 11 three-pointers (of 18) to go with 12 assists and three steals at Denver on Aug. 6 ... Became the first player in NBA history to score 40-plus points in the last three games of the season ... Missed two games with back spasms (Nov. 19 to Nov. 21) and six games with a right groin strain (Feb. 21 to March 2) ... **2018-19:** In 80 games (all starts), averaged 25.8 points (44.4% FG, 36.9% 3-PT, 91.2% FT), 4.6 rebounds, 6.9 assists, 1.10 steals, 0.43 blocks and 35.5 minutes ... Averaged career highs in assists and blocks ... Had career highs in total points (2,067), assists (551), field goals (681), three-pointers (237) and blocks (34) ... His 2,067 points mark the fourth-highest total in a season in team history ... Became the first player in franchise history to record 2,000-plus points and 500-plus assists in a season ... Led the team in scoring 50 times, rebounds four times and assists 55 times ... Recorded 13 double-doubles ... Scored 20-plus points 61 times, 30-plus points 27 times and 40-plus points six times ... His 27 games of 30-plus points were tied for the sixth-most in the NBA and matched the most such games he has had in a season in his career ... Ranked ninth in scoring, 12th in assists, third in free throw percentage and sixth in minutes per game among league leaders while having the fifth-most points, eighth-most three-pointers, fourth-most free throws and ninth-most assists in the league ... Named Western Conference Player of the Week for the week ending March 31 ... Selected as an All-Star for the fourth time in his career and had 18 points, six rebounds and five assists for Team LeBron ... Passed LaMarcus Aldridge for second on the all-time franchise scoring list with 24 points at New Orleans on March 15 ... Scored 51 points (15-28 FG, 3-10 3-PT, 18-20 FT) to go with five rebounds, nine assists, one steal and two blocks against Oklahoma City on March 7 ... His 18 free throws were a career high ... Had 30 points and 15 assists against Indiana on March 18, becoming the first player in franchise history to have at least 30 points and 15 assists in a game ... Had 41 points (13-22 FG, 10-15 3-PT, 5-7 FT) against Orlando on Nov. 28 with a franchise-record seven of his three-pointers coming in the third quarter ... Had 41 points at Orlando on Oct. 25, including 34 in the second half, setting a new team record for points in a half ... Scored 42 points to go with seven rebounds and six assists at Miami on Oct. 27, becoming the second player in franchise history to have 40-plus points in consecutive games ... Missed one game with a right knee injury and one game due to rest ... **2017-18:** Averaged 26.9 points (43.9% FG, 36.1% 3-PT, 91.6% FT), 4.5 rebounds, 6.6 assists, 1.05 steals and 36.6 minutes in 73 games (all starts) ... Named to the All-NBA First Team, joining Clyde Drexler (1991-92) and Bill Walton (1977-78) as the only players in Portland history to receive the honor ... Finished fourth in MVP voting ... Led the team in scoring 51 times, rebounds three times and assists 62 times ... Was second on the team with 11 double-doubles ... Finished the season tied for fourth in the NBA in scoring, tied for 10th in assists, third in free throw percentage, third in free throws made, sixth in three-pointers made and fifth in minutes played ... Scored at least 30 points in 25 games, the fifth-most in the NBA ... Received Western Conference Player of the Week honors three times, for the weeks ending Jan. 22, March 12 and April 2 ... Selected as an All-Star for the third time in his career and scored 21 points for Team Stephen ... Is the second player in NBA history to make 100 three-pointers in each of his first six seasons ... On Feb. 2 became the seventh Portland player to reach 10,000 points, and was the fastest to do so (441 games) ... One of eight players in league history with 10,000 points and 2,500 assists in their first six seasons (James/Jordan/Archibald/Maravich/Bing/Robertson) ... Scored at least 20 points in 19 straight games from Feb. 8 to March 27 ... Scored 50 points (16-26 FG, 8-13 3-PT, 10-10 FT) in 29 minutes at Sacramento on Feb. 9, becoming the third player in NBA history to score 50-plus points in less than 30 minutes (McCollum, K. Thompson) ... Was the only



player in the NBA to score at least 39 points in three straight games during the 2017-18 season, doing so from Feb. 9 to Feb. 14 ... **2016-17:** Averaged 27.0 points (44.4% FG, 37.0% 3-PT, 89.5% FT) and 4.9 rebounds to go with 5.9 assists, 0.91 steals and 35.9 minutes in 75 games (all starts) ... Ranked sixth in the NBA in scoring, 20th in assists, seventh in free throw percentage and ninth in minutes ... Ranked ninth in the NBA with 59 games of 20-plus points ... Scored 59 points (18-34 FG, 9-14 3-PT) vs. Utah on April 8, setting a new franchise record for points in a game ... Named NBA Western Conference Player of the Month for March ... With eight games of 30-plus points in March, became the first player in Trail Blazers history to record eight games of 30-plus points in a calendar month ... Earned his third career NBA Western Conference Player of the Week award for the week ending March 19 after averaging 35.3 points for the week ... Scored 49 points on 14-of-21 shooting (9-12 3-PT) at Miami on March 19 ... His 49 points were the most by any NBA player on 21 field goal attempts or fewer since Amar'e Stoudemire in 2008 ... Scored 25+ points in eight straight games from Mar. 11 to Mar. 23, tied for the third-longest streak in franchise history ... Became the second player in NBA history to make at least 1,000 three-pointers in his first five seasons (K. Thompson) ... Dished out 15 assists at Sacramento on Dec. 20 ... On Nov. 23 at Cleveland, became the first Trail Blazer to record at least 40 points, seven rebounds and 11 assists in a game since Clyde Drexler (3/15/92 at Bos.) ... Scored at least 30 points in six of his first 10 games, making him the only player in team history to do so ... **2015-16:** Led the Trail Blazers with 25.1 points (41.9% FG, 37.5% 3-PT, 89.2% FT) and 6.8 assists to go with 4.0 rebounds, 0.9 steals and 35.7 minutes in 75 games (all starts) ... Named All-NBA Second Team ... Became the first Trail Blazer to rank among the NBA's top 10 in points (sixth) and assists (t-eighth) in the same season ... His 229 three-pointers ranked fourth in the NBA ... Tied the team record at the time with nine three-pointers on Feb. 19 vs. Golden State ... In same game against the Warriors on Feb. 19, scored 51 points and had no turnovers ... Also scored 50 points March 3 at Toronto, joining Geoff Petrie as only Trail Blazers with multiple 50-point contests ... Tallied 24 games of 30 points or more ... Scored at least 30 points in five consecutive games from Feb. 8-23, making him the first Trail Blazer to accomplish that since Geoff Petrie did so in Portland's inaugural season ... Missed the first game of his career Dec. 21 at Atlanta, halting a streak of 275 consecutive games played that ranks third in team history ... **2014-15:** Finished the season averaging 21.0 points (43.4% FG, 34.3% 3-PT, 86.4% FT), along with 4.6 rebounds, 6.2 assists and 35.7 minutes in 82 games (all starts) ... Ranked 13th in the NBA in points (21.0), tied for 15th in assists (6.2) and sixth in three-pointers (196) ... Became first NBA player to start all 82 games in each of his first three seasons with the same team since Mike Bibby (1998-2001) ... Became the fourth Trail Blazer to be named an All-Star twice in his first three seasons (Lucas, 3; Wicks, 3; Roy, 2) ... Named the Western Conference Player of the Week for the week ending on Nov. 16 ... Became the first player in NBA history to make 150+ three-pointers in each of his first three NBA seasons ... Set then career highs in points (43) and field goals made (16) at San Antonio on Dec. 19 ... Grabbed a career-best 18 rebounds against the Clippers on March 4 ... Became the first player since LeBron James and Carmelo Anthony (2004-06) to have 4,000 points and 1,200 assists in his first 200 career games ... **2013-14:** Finished the season averaging 20.7 points (42.4% FG, 39.4% 3-PT, 87.1% FT), along with 3.5 rebounds, 5.6 assists, 0.78 steals and 35.8 minutes in 82 games (all starts) ... Named to the All-NBA Third Team ... Finished the season ranked third in the NBA in three-point field goals made (218), eighth in free throw percentage (87.1%), 16th in the league in scoring (20.7) and tied for 22nd in assists (5.6) ... Joined Geoff Petrie and Sidney Wicks as the only Trail Blazers to score 3,000 points in their first 150 NBA games, and is the seventh NBA player since 2002 to achieve the feat (K. Irving, B. Griffin, K. Durant, L. James, D. Wade, C. Anthony) ... Second in the NBA in fourth-quarter scoring (466), only behind Kevin Durant (531) ... Named to the 2014 Western Conference All-Star Team for the first time ... Participated in five All-Star Weekend events (Rising Stars Challenge, Skills Challenge, Three-Point Contest, Slam Dunk, NBA All-Star Game), winning the Skills Challenge for the second consecutive year ... In Detroit on Dec. 15, made a fadeaway jumper at the buzzer to assist the Pistons ... Two nights later, made a three-pointer from the top of the arc just before the buzzer to beat the Cavaliers in Cleveland 119-116 ... Led the team in scoring 26 times and in assists 40 times ... **2012-13:** Averaged 19.0 points, 3.1 rebounds, 6.5 assists, 0.90 steals and 38.6 minutes in 82 games (all starts) ... Named Kia NBA Rookie of the Year, joining Blake Griffin (2011), David Robinson (1990) and Ralph Sampson (1984) as the only players to win the award unanimously ... Became the fourth Trail Blazer to win NBA Rookie of the Year (Roy, 2007; Wicks, 1972; Petrie, 1971) ... Joined Oscar Robertson and Allen Iverson as the only rookies in NBA history to record 1,500 points and 500 assists in a season ... One of two Trail Blazers to ever finish with 1,500 points and 500 assists in a season (Clyde Drexler-1986-87, 1991-92) ... Broke the all-time NBA rookie record for three-pointers in a season (185), surpassing Stephen Curry's 166 three-pointers in 2009-10 ... Became Portland's franchise leader for most three-point field goals in a season, breaking Damon Stoudamire's record of 181 in 2004-05 ... Became the first rookie to lead the NBA in total minutes played (3,167) since Elvin Hayes in 1968-69 ... One of 10 NBA players to score 1,500 points ... Led all rookies in scoring (19.0 ppg), assists (6.5 apg), field goals (553) and free throws (271) ... Earned NBA Western Conference Rookie of the Month honors for every month, becoming one of just eight players to win the honors since the inaugural award in 1981-82 ... Became the first Trail Blazer to win an event at NBA All-Star Weekend, winning the Taco Bell Skills Challenge ... Participated in the BBVA Rising Stars Challenge during All-Star weekend and finished with 18 points, three rebounds and five assists in a game-high 28 minutes ... In the season opener vs. the L.A. Lakers on Oct. 31, joined Oscar Robertson and Allen Iverson as the only players in NBA history with at least 20 points and 10 assists in their NBA debut ... His 11 assists in the season opener were the most by an NBA rookie in his first game since Jason Kidd (11) in 1994, and the most by a Trail Blazer in his NBA debut, all-time ... Became the first NBA rookie to record 35 points, nine assists and zero turnovers in a game since turnovers became a stat in 1978-79 against San Antonio on March 8 ... Made 15 field goals and a Trail Blazers rookie-record seven three-pointers Jan. 11 at Golden State, where he finished with 37 points, six rebounds and four assists.

PLAYOFFS: Holds averages of 25.7 points (41.2% FG, 36.9% 3-PT, 88.7% FT), 4.5 rebounds, 6.2 assists, 1.18 steals and 40.3 minutes in 61 career playoff games (all starts) in eight postseasons ... Ranks first in three-pointers (199), second in points scored (1,569), third in assists (380), third in free throws made (368), fourth in field goals made (501) and fourth in steals (72) among all-time franchise postseason leaders ... Has scored 30 or more points 21 times in his postseason career, the most in Trail Blazers history ... **2021:** Averaged a franchise postseason record 34.3 points (46.3% FG, 44.9% 3-PT, 94.0% FT) to go with 4.3 rebounds, 10.2 assists, 1.00 steal and 41.3 minutes in six games against Denver in the first round ... Became the third player in NBA history to average at least 34.0 points and 10.0 assists in a playoff series ... Scored a franchise postseason-record 55 points (17-24 FG, 12-17 3-PT, 9-10 FT) to go with six rebounds, 10 assists, one steal and three blocks in 52 minutes in a double-overtime loss at Denver in Game 5 ... His 12 three-pointers set a NBA playoff record ... Had 42 points (11-24 FG, 9-16 3-PT, 11-13 FT), four rebounds and 10 assists at Denver in Game 2 ... **2020:** Averaged 24.3 points (40.6% FG, 39.4% 3-PT, 97.0% FT), 3.5 rebounds, 4.3 assists and 35.8 minutes in four games (all starts) against the Lakers in the first round ... Had 34 points (9-21 FG, 6-13 3-PT, 10-10 FT), five rebounds and five assists to lead Portland to a Game 1 victory over the Lakers on Aug. 18 ... Missed Game 5 with a right knee sprain ... **2019:** Led the Trail Blazers to the Western Conference Finals for the first time since 2000, posting averages of 26.9 points (41.8% FG, 37.3% 3-PT, 83.3% FT), 4.8 rebounds, 6.6 assists, 1.69 steals and 40.6 minutes in 16 games (all starts) ... Averaged 33.0 points in five games against Oklahoma City in the first round ... Scored 50 points (17-33 FG, 10-18 3-PT, 6-8 FT) in Game 5 of the first round series against the Thunder on April 23, including a series-clinching three-pointer from 37 feet as time expired ... His became the second player in NBA history to make at least 10 three-pointers in a playoff game (11, Klay Thompson) ... Scored 39 points in Game 1 of the Western Conference Semifinals against Denver on April 29 ... **2018:** In four games (all starts) against New Orleans in the first round, averaged 18.5 points (35.2% FG, 30.0% 3-PT, 88.2% FT), 4.5 rebounds, 4.8 assists, 1.25 steals and 40.6 minutes ... **2017:** Averaged 27.8 points (43.3% FG, 28.1% 3-PT, 96.0% FT), 4.5 rebounds, 3.3 assists, 1.25 steals and 37.8 minutes in four games (all starts) ... Scored in double figures in all four games, including three games with at least 30 points ... Shot 96.0% (24-of-25) from the free throw line for the postseason, the second best free throw percentage for a single postseason in franchise history ... Recorded 34 points, five rebounds and three assists in Game 1 of the first round series against Golden State on April 16 ... Scored 34 points again in Game 4 on April 24 to go along with one rebound and six assists ... **2016:** In 11 postseason games (all starts), averaged 26.5 points (36.8% FG, 39.3% 3-PT, 91.0% FT) to go along with 4.3 rebounds, 6.3 assists and 1.27 steals in 39.7 minutes ... Connected on 42 three-point field goals in his 11 postseason games ... Scored in double figures in all 11 games, including nine games with at least 20 points ... Averaged 31.8 points in five games against Golden State in the Western Conference Semifinals ... Recorded 40 points (14-27 FG, 8-13 3-PT) and 10 assists in Game 3 against the Warriors on May 7, making him the first Trail Blazer (and eighth player in NBA postseason history) to record 40+ points and 10+ assists in a postseason game since Clyde Drexler (4/29/92 at LAL) ... Dished out 10 assists in Game 3 and Game 4 against Golden State, making him the first Trail Blazer since Damon Stoudamire in 1998 to record 10+ assists in back-to-back postseason games ... **2015:** Produced 21.6 points (40.6% FG, 16.1% 3-PT, 78.1% FT), 4.6 assists, 4.0 rebounds and 40.2 minutes in five games (all starts) against Memphis ... Scored 32 points on 12-of-23 shooting (7-7 FT), and dished out seven assists in Portland's 99-92 victory over Memphis in Game 4 on April 27 ... **2014:** Averaged 22.9 points (43.9% FG, 38.6% 3PT, 89.4% FT), 5.1 rebounds, 6.5 assists, 1.00 steal and 42.3 minutes in 11 starts vs. Houston and San Antonio ... Led the team in scoring twice, rebounds once and assists eight times during the postseason ... Hit the go-ahead, series-clinching 3-pointer with 0.9 seconds remaining to lift Portland over Houston in Game 6 of the first round, sending the Trail Blazers to the Western Conference Semifinals for the first time since 2000 ... His buzzer-beater was the first series-clinching shot since John Stockton in 1997 ... Tallied 31 points, nine rebounds and five assists in Portland's Game 1 win at Houston, becoming the first NBA player with 31-plus points and 9-plus rebounds in his first career playoff game since LeBron James.

COLLEGE: Played in 103 career games (98 starts) over four years with Weber State, averaging 18.8 points (44.6% FG, 39.0% 3-PT, 86.7% FT), 4.3 rebounds, 3.5 assists and 1.25 steals in 32.6 minutes ... Finished his career second in school history in career scoring with 1,934 career points, which is also fifth in Big Sky Conference history ... Left as Weber State's career leader in three-pointers made with 246, free throws made with 520 and free throw percentage at 86.7 percent, the sixth best in Big Sky history ... Ranks second in career assists with 362 ... **2011-12:** Earned All-American honors from the National Association of Basketball Coaches and the Associated Press ... Became the first player in Big Sky Conference history to be named to an All-American team ... Was also named Big Sky Conference MVP and District VIII Player of the Year ... Finished second in the country with a scoring average of 24.5 points, the best single-season average in Weber State history ... **2010-11:** Played in just nine games for the Wildcats before suffering a foot injury that forced him to miss the remainder of the season ... Received a medical redshirt season ... **2009-10:** Named the 2009-10 Big Sky Conference MVP and earned First Team All-Conference honors for a second year in a row ... Earned Honorable Mention All-American honors by the Associated Press ... Led the Big Sky Conference in overall scoring at 19.9 points per game ... **2008-09:** Was a unanimous selection as the Big Sky Freshman of the Year and was named to the Big Sky All-Conference First Team ... Became the first freshman to earn All-Conference First Team honors since Rodney Stuckey of Eastern Washington in 2006, and the first true freshman in Big Sky history to earn First Team honors.



NATIONAL TEAM: 2021: Lillard won a Gold Medal with the United States Men's National Team at the 2021 Olympic Games in Tokyo ... In six games, Lillard averaged 11.2 points (38.3% FG, 34.8% 3-PT, 55.6% FT), 2.7 rebounds, 3.2 assists and 24.0 minutes ... **2014:** A finalist for the United States Men's National Team roster that competed at the 2014 FIBA World Cup in Spain, Lillard appeared in two games for Team USA in the run-up to the competition, averaging 3.5 points (3-8 FG), 1.5 assists, 1.5 rebounds and 13.0 minutes in appearances vs. Brazil and the Dominican Republic in August of 2014.

PERSONAL: Full name is Damian Lamonte Ollie Lillard ... Parents are Houston and Gina ... Won the 2020-21 Twyman-Stokes Teammate of the Year Award, selected by NBA players, as the player deemed the bested teammate based on selfless play, on-and-off court leadership as a mentor and role model to other NBA players, and commitment and dedication to team ... Won the 2018-19 J. Walter Kennedy Citizenship Award, as administered and selected by the Professional Basketball Writers Association (PBWA), for showing outstanding service and dedication to the community ... Received the 2016-17 Magic Johnson Award from the PBWA for best combining excellence on the basketball court with cooperation and dignity in dealing with the media and public ... Released his fourth rap album, *Different On Levels The Lord Allowed*, in August 2021 under the name Dame D.O.L.L.A., adding to his existing discography of *The Letter O* (2016), *CONFIRMED* (2017) and *Big D.O.L.L.A.* (2019) ... Partners with Madison, Parkrose, and Roosevelt High Schools in his RESPECT program, which encourages all students and staff to Show Up, Work Hard and Be Kind ... Named the recipient of the NBA's Kia Community Assist Award for March 2013 in recognition of his outstanding efforts in the community, ongoing advocacy and charitable work ... Awarded the 2012-13 Maurice Lucas Award, given annually to the Trail Blazers player who best represents the indomitable spirit of Maurice Lucas through his contributions on the court and in the community ... Named Co-MVP of the 2012 NBA Summer League in Las Vegas after leading all players with 26.5 points to go with 4.0 rebounds and 5.3 assists in four games (all starts) ... Majored in Technical Sales at Weber State ... Wears No. 0 for the Trail Blazers in honor of the town he grew up in, Oakland; the town where he played in college, Ogden, Utah; and the state where he plays in the NBA, Oregon.

DAMIAN LILLARD - NBA REGULAR SEASON STATISTICS

SEASON	TEAM	GP	GS	MIN	FG	FGA	FG%	3PM	3PA	3P%	FT	FTA	FT%	OR	DR	TOT	A	ST	TO	BS	PTS	PPG
2012-13	POR	82	82	3,167	553	1,288	.429	185	503	.368	271	321	.844	42	215	257	531	74	243	19	1,562	19.0
2013-14	POR	82	82	2,937	553	1,304	.424	218	554	.394	371	426	.871	35	253	288	457	64	193	22	1,695	20.7
2014-15	POR	82	82	2,925	590	1,360	.434	196	572	.343	344	398	.864	49	329	378	507	97	222	21	1,720	21.0
2015-16	POR	75	75	2,676	618	1,474	.419	229	610	.375	414	464	.892	45	257	302	512	65	242	28	1,879	25.1
2016-17	POR	75	75	2,693	661	1,488	.444	214	579	.370	488	545	.895	46	322	368	440	68	197	20	2,024	27.0
2017-18	POR	73	73	2,670	621	1,415	.439	227	629	.361	493	538	.916	62	263	325	481	77	206	27	1,962	26.9
2018-19	POR	80	80	2,838	681	1,533	.444	237	643	.369	468	513	.912	68	303	371	551	88	212	34	2,067	25.8
2019-20	POR	66	66	2,474	624	1,349	.463	270	674	.401	460	518	.888	33	251	284	530	70	194	22	1,978	30.0
2020-21	POR	67	67	2,398	602	1,334	.451	275	704	.391	449	484	.928	32	251	283	505	62	203	17	1,928	28.8
2021-22	POR	29	29	1,056	222	552	.402	92	284	.324	159	181	.878	13	107	120	212	17	83	11	695	24.0
TOTALS		711	711	25,826	5,725	13,097	.437	2,143	5,752	.373	3,917	4,388	.893	425	2,551	2,976	4,726	682	1,995	221	17,510	24.6
AVERAGE		--	--	36.3	8.1	18.4	--	3.0	8.1	--	5.5	6.2	--	0.6	3.6	4.2	6.6	1.0	2.8	0.3	24.6	--

DAMIAN LILLARD - NBA POSTSEASON STATISTICS

SEASON	TEAM	GP	GS	MIN	FG	FGA	FG%	3PM	3PA	3P%	FT	FTA	FT%	OR	DR	TOT	A	ST	TO	BS	PTS	PPG
2013-14	POR	11	11	466	83	189	.439	27	70	.386	59	66	.894	12	44	56	72	11	30	1	252	22.9
2014-15	POR	5	5	201	39	96	.406	5	31	.161	25	32	.781	2	18	20	23	2	12	3	108	21.6
2015-16	POR	11	11	437	89	242	.368	42	107	.393	71	78	.910	12	35	47	69	14	33	3	291	26.5
2016-17	POR	4	4	151	39	90	.433	9	32	.281	24	25	.960	4	14	18	13	5	13	2	111	27.8
2017-18	POR	4	4	162	25	71	.352	9	30	.300	15	17	.882	3	15	18	19	5	16	0	74	18.5
2018-19	POR	16	16	650	138	330	.418	59	158	.373	95	114	.833	8	68	76	106	27	60	5	430	26.9
2019-20	POR	4	4	143	26	64	.406	13	33	.394	32	33	.970	1	13	14	17	2	14	1	97	24.3
2020-21	POR	6	6	248	62	134	.463	35	78	.449	47	50	.940	1	25	26	61	6	13	4	206	34.3
TOTALS		61	61	2,454	501	1,216	.412	199	539	.369	368	415	.887	43	232	275	380	72	191	19	1,569	25.7
AVERAGE		--	--	40.2	8.2	19.9	--	3.3	8.8	--	6.0	6.8	--	0.7	3.8	4.5	6.2	1.2	3.1	0.3	25.7	--



SINGLE-GAME HIGHS

Points	61 vs. Golden State Warriors, Jan 20, 2020 61 at Dallas Mavericks, Aug 11, 2020 60 vs. Brooklyn Nets, Nov 08, 2019 59 vs. Utah Jazz, Apr 08, 2017 51 vs. Golden State Warriors, Feb 19, 2016 ...3 more at 51.	Free Throws Attempted	20 vs. Oklahoma City Thunder, Mar 07, 2019 18 at Dallas Mavericks, Aug 11, 2020 18 vs. New Orleans Pelicans, Mar 16, 2021 16 vs. Utah Jazz, Apr 08, 2017 16 vs. Minnesota Timberwolves, Mar 01, 2018 ...4 more at 16.	Plus-Minus	42 vs. Oklahoma City Thunder, Apr 03, 2021 40 vs. Chicago Bulls, Nov 21, 2014 37 vs. Memphis Grizzlies, Apr 01, 2018 35 vs. Utah Jazz, Dec 06, 2013 34 at San Antonio Spurs, Mar 08, 2013 ...1 more at 34.
Field Goals Made	19 vs. Brooklyn Nets, Nov 08, 2019 18 vs. Golden State Warriors, Feb 19, 2016 18 vs. Utah Jazz, Apr 08, 2017 18 at New Orleans Pelicans, Mar 27, 2018 17 vs. Golden State Warriors, Jan 20, 2020 ...3 more at 17.	Offensive Rebounds	5 at Oklahoma City Thunder, Mar 25, 2018 4 at Brooklyn Nets, Feb 21, 2019 3 vs. Golden State Warriors, Nov 02, 2014 3 vs. San Antonio Spurs, Dec 15, 2014 3 at Memphis Grizzlies, Jan 17, 2015 ...14 more at 3.	Turnovers	8 at Denver Nuggets, Apr 14, 2013 8 vs. Houston Rockets, Jan 29, 2020 8 vs. Toronto Raptors, Jan 11, 2021 7 at Toronto Raptors, Jan 02, 2013 ...14 more at 7.
Field Goals Attempted	37 vs. Golden State Warriors, Jan 20, 2020 34 vs. Utah Jazz, Apr 08, 2017 33 at New Orleans Pelicans, Mar 27, 2018 33 vs. Brooklyn Nets, Nov 08, 2019 32 at Dallas Mavericks, Aug 11, 2020	Defensive Rebounds	17 at LA Clippers, Mar 04, 2015 10 at Detroit Pistons, Feb 28, 2017 10 vs. Orlando Magic, Nov 15, 2017 10 vs. Golden State Warriors, Jan 20, 2020 9 at Boston Celtics, Nov 23, 2014 ...8 more at 9.	Personal Fouls	6 at Houston Rockets, Mar 09, 2014 6 vs. LA Clippers, Oct 27, 2016 5 at Minnesota Timberwolves, Feb 04, 2013 5 vs. Chicago Bulls, Nov 22, 2013 ...26 more at 5.
2-Pt Field Goals Made	15 at New Orleans Pelicans, Mar 27, 2018 14 at Phoenix Suns, May 13, 2021 13 at Denver Nuggets, Oct 29, 2016 12 vs. San Antonio Spurs, Feb 19, 2014 12 at San Antonio Spurs, Dec 19, 2014 ...4 more at 12.	Total Rebounds	18 at LA Clippers, Mar 04, 2015 11 at Detroit Pistons, Feb 28, 2017 11 vs. Orlando Magic, Nov 15, 2017 11 vs. Minnesota Timberwolves, Dec 12, 2021 10 vs. San Antonio Spurs, Dec 15, 2014 ...7 more at 10.	Points Fast Break	11 vs. Sacramento Kings, Dec 04, 2019 10 vs. Dallas Mavericks, Jan 23, 2020 9 vs. Los Angeles Lakers, Nov 03, 2018 9 at Sacramento Kings, Jan 13, 2021 8 at Golden State Warriors, Dec 11, 2017 ...7 more at 8.
2-Pt Field Goals Attempted	24 at New Orleans Pelicans, Mar 27, 2018 23 vs. Utah Jazz, Feb 21, 2014 22 vs. New York Knicks, Dec 12, 2015 22 at Chicago Bulls, Feb 27, 2016 20 at San Antonio Spurs, Dec 19, 2014 ...2 more at 20.	Assists	16 at Sacramento Kings, Dec 20, 2016 16 at Boston Celtics, Aug 02, 2020 16 at New Orleans Pelicans, Feb 17, 2021 15 vs. Indiana Pacers, Mar 18, 2019 13 at Los Angeles Lakers, Nov 22, 2015 ...9 more at 13.	Offensive Fouls	2 vs. Houston Rockets, Jan 29, 2020 1 vs. Denver Nuggets, Nov 13, 2017 1 at Washington Wizards, Nov 25, 2017 1 at Miami Heat, Dec 13, 2017 ...36 more at 1.
3-Pt Field Goals Made	11 vs. Golden State Warriors, Jan 20, 2020 11 at Denver Nuggets, Aug 06, 2020 10 vs. Orlando Magic, Nov 28, 2018 9 vs. Golden State Warriors, Feb 19, 2016 9 at Miami Heat, Mar 19, 2017 ...4 more at 9.	Steals	6 vs. Golden State Warriors, Feb 19, 2016 5 at Oklahoma City Thunder, Jan 22, 2019 5 vs. San Antonio Spurs, Feb 07, 2019 4 at Boston Celtics, Nov 23, 2014 4 at Dallas Mavericks, Feb 07, 2015 ...7 more at 4.	Technical Fouls	2 at New Orleans Pelicans, Dec 21, 2021 1 vs. Los Angeles Lakers, Apr 10, 2013 1 vs. Houston Rockets, Dec 12, 2013 1 vs. LA Clippers, Dec 26, 2013 ...27 more at 1.
3-Pt Field Goals Attempted	20 vs. Golden State Warriors, Jan 20, 2020 18 at Denver Nuggets, Aug 06, 2020 17 at Dallas Mavericks, Aug 11, 2020 17 at Chicago Bulls, Jan 30, 2021 17 vs. Washington Wizards, Feb 20, 2021 17 vs. Oklahoma City Thunder, Mar 07, 2019	Blocks	4 vs. Charlotte Hornets, Jan 11, 2019 3 at Chicago Bulls, Dec 05, 2016 3 at Phoenix Suns, Oct 18, 2017 3 vs. Detroit Pistons, Mar 17, 2018 ...1 more at 3.	Fouls Drawn	16 vs. New Orleans Pelicans, Mar 16, 2021 13 vs. Oklahoma City Thunder, Mar 07, 2019 13 vs. Atlanta Hawks, Jan 16, 2021 12 at Oklahoma City Thunder, Jan 18, 2020 12 vs. Golden State Warriors, Jan 20, 2020 ...1 more at 12.
Free Throws Made	18 vs. Oklahoma City Thunder, Mar 07, 2019 18 at Dallas Mavericks, Aug 11, 2020 18 vs. New Orleans Pelicans, Mar 16, 2021 16 vs. Golden State Warriors, Jan 20, 2020 15 vs. Denver Nuggets, Nov 13, 2016 ...5 more at 15.	Minutes	52:30 at San Antonio Spurs, Dec 19, 2014 47:40 vs. Brooklyn Nets, Mar 25, 2019 47:20 vs. Oklahoma City Thunder, Mar 07, 2019 47:06 vs. Phoenix Suns, Dec 14, 2021 46:11 vs. Toronto Raptors, Dec 30, 2014	Player Efficiency	54.0 vs. Utah Jazz, Apr 08, 2017 53.0 vs. Golden State Warriors, Feb 19, 2016 48.0 at Cleveland Cavaliers, Nov 23, 2016 46.0 at Oklahoma City Thunder, Dec 23, 2014 46.0 at Miami Heat, Mar 19, 2017

CURRENT PLAYERS



NASSIR

Little

FORWARD / 6'5" / 220 lbs

BIRTHDATE 02/11/00
COUNTRY USA
PRIOR TO NBA North Carolina

SEASON IN NBA 4th
WITH TRAIL BLAZERS 4th

2021-22: Played in 42 games (23 starts) in his third season with Portland, averaging career highs of 9.8 points (46.0% FG, 33.1% 3-PT, 73.4% FT), 5.6 rebounds, 1.3 assists, 0.60 steals, 0.86 blocks and 25.9 minutes per game ... Scored in double figures in 20 games, including three games with 20-plus points ... Pulled down double-digit rebounds in three contests .. Logged three double-doubles ... Led Portland in scoring twice, in rebounds, four times, in steals three times and in blocks 17 times ... Scored in double figures in five straight games from Jan. 9 to Jan. 17 ... Scored a season-high 22 points (8-14 FG, 4-5 3-PT, 2-3 FT) to go with nine rebounds, two assists and one steal against Atlanta on Jan. 3 ... Hauled in a career-high 14 rebounds at Houston on Nov. 12 to go with 13 points, two assists and two steals ... Suffered a season-ending injury to his left shoulder on Jan. 25, missing the final 35 games of the season ... Also missed four games with a left ankle sprain and one game with a non-Covid illness.

NBA CAREER: In three seasons with the Trail Blazers, holds career averages of 5.8 points (45.5% FG, 31.7% 3-PT, 72.7% FT), 3.4 rebounds, 0.7 assists and 0.46 blocks in 138 games (30 starts) ... **2020-21:** Played in 48 games (two starts) for the Trail Blazers and averaged 4.1 points (46.7% FG, 35.0% 3-PT, 80.0% FT), 2.7 rebounds, 0.5 assists and 13.3 minutes ... Scored in double figures seven times, including two games of 20-plus points ... Led Portland in scoring once, rebounds once, steals once and blocks four times ... Had a career-high 30 points (11-18 FG, 5-7 3-PT, 3-3 FT) to go with six rebounds, one assist and two blocks at Milwaukee on Feb. 1 ... Logged 18 points and five boards at Phoenix on Feb. 22 ... Missed five games due to health and safety protocols (Dec. 23 – Jan. 1), four games with a left knee sprain (Feb. 2-9), three games with a right thumb sprain (March 28 – April 2) and two games with back spasms (May 12-13) ... **2019-20:** In his rookie season with the Trail Blazers, averaged 3.6 points (43.0% FG, 23.7% 3-PT, 63.6% FT), 2.3 rebounds, 0.5 assists and 11.9 minutes in 48 games (five starts) ... Scored in double figures four times ... Led the Trail Blazers in steals three times and blocks three times ... Made his NBA debut at Sacramento on Oct. 25 ... Scored his first career points against Brooklyn on Nov. 8, finishing with eight points, three rebounds, one steal and one block in 19 minutes ... Had 11 points, seven rebounds and two assists at Houston on Nov. 18 ... Had 12 points and 11 rebounds at New Orleans on Nov. 19, marking the first double-double of his career.

PLAYOFFS: Has played in three postseason games for the Trail Blazers, all in 2021 ... **2021:** Appeared in three games of Portland's first round series against Denver, totaling five points, one rebound and one block in nine total minutes ... **2020:** Did not play for the Trail Blazers during the 2020 Playoffs due to dehydration recovery.

COLLEGE: In one season at North Carolina, averaged 9.8 points (47.8% FG, 26.9% 3-PT, 77.0% FT), 4.6 rebounds, 0.6 assists and 18.2 minutes in 36 games (one start) ... Scored in double figures in 18 games, including three games of 20-plus points ... North Carolina was 17-1 when Little scored in double figures ... Finished fourth in voting for the 2018-19 ACC Sixth Man of the Year ... Scored a career-high 23 points in 20 minutes against Virginia Tech on Jan. 21 ... Scored 19 points in 17 minutes against Iona in the first round of the NCAA Tournament ... Had 20 points and seven rebounds vs. Washington in the second round of the NCAA tournament.

PERSONAL: Born Feb. 11, 2000 in Jacksonville, Fla. ... Son of Harold and April, who both served in the U.S. military ... Founded the Nassir S. Little Youth Foundation, which provides financial assistance to youth to further their talents in the areas of education, sports, and the performing and visual arts ... Named the MVP of the 2018 McDonald's All-American Game and co-MVP of the 2018 Jordan Brand Classic ... Salutatorian of his senior class in high school and member of the National Honor Society ... Plays the piano.

NASSIR LITTLE - NBA REGULAR SEASON STATISTICS

SEASON	TEAM	GP	GS	MIN	FG	FGA	FG%	3PM	3PA	3P%	FT	FTA	FT%	OR	DR	TOT	A	ST	TO	BS	PTS	PPG
2019-20	POR	48	5	573	65	151	.430	14	59	.237	28	44	.636	31	77	108	22	13	15	14	172	3.6
2020-21	POR	48	2	640	78	167	.467	28	80	.350	36	45	.800	32	96	128	23	5	18	13	220	4.6
2021-22	POR	42	23	1,088	145	315	.460	51	154	.331	69	94	.734	58	178	236	54	25	40	36	410	9.8
TOTALS		138	30	2,300	288	633	.455	93	293	.317	133	183	.727	121	351	472	99	43	73	63	802	5.8
AVERAGE		--	--	16.7	2.1	4.6	--	0.7	2.1	--	1.0	1.3	--	0.9	2.5	3.4	0.7	0.3	0.5	0.5	5.8	--

NASSIR LITTLE - NBA POSTSEASON STATISTICS

SEASON	TEAM	GP	GS	MIN	FG	FGA	FG%	3PM	3PA	3P%	FT	FTA	FT%	OR	DR	TOT	A	ST	TO	BS	PTS	PPG
2019-20	POR	0	0	0	0	0	0	0	0	0	0	0	0	0	0	0	0	0	0	0	0	0.0
2020-21	POR	3	0	9	1	4	.250	1	4	.250	2	4	.500	0	1	1	0	0	1	1	5	1.7
TOTALS		3	0	9	1	4	.250	1	4	.250	2	4	.500	0	1	1	0	0	1	1	5	1.7
AVERAGE		--	--	3.0	0.3	1.3	--	0.3	1.3	--	0.7	1.3	--	0.0	0.3	0.3	0.0	0.0	0.3	0.3	1.7	--



SINGLE-GAME HIGHS

Points	30 at Milwaukee Bucks, Feb 01, 2021 22 vs. Atlanta Hawks, Jan 03, 2022 20 vs. Dallas Mavericks, Dec 27, 2021 20 vs. Minnesota Timberwolves, Jan 25, 2022 19 at Toronto Raptors, Jan 23, 2022	Free Throws Attempted	10 at Golden State Warriors, Dec 08, 2021 8 at Phoenix Suns, Feb 22, 2021 7 vs. Dallas Mavericks, Dec 27, 2021 6 at Houston Rockets, Nov 18, 2019 6 at Milwaukee Bucks, Nov 21, 2019 ...1 more at 6.	Plus-Minus	28 at Cleveland Cavaliers, May 05, 2021 20 at Toronto Raptors, Jan 23, 2022 18 at Orlando Magic, Jan 17, 2022 17 vs. Houston Rockets, Jan 29, 2020 17 vs. Atlanta Hawks, Jan 03, 2022
Field Goals Made	11 at Milwaukee Bucks, Feb 01, 2021 8 vs. Atlanta Hawks, Jan 03, 2022 8 at Toronto Raptors, Jan 23, 2022 7 at Sacramento Kings, Nov 24, 2021 7 vs. Dallas Mavericks, Dec 27, 2021 ...1 more at 7.	Offensive Rebounds	5 at Milwaukee Bucks, Feb 01, 2021 5 at Orlando Magic, Jan 17, 2022 4 at New Orleans Pelicans, Nov 19, 2019 4 vs. LA Clippers, Apr 20, 2021 ...3 more at 4.	Turnovers	4 at Toronto Raptors, Jan 23, 2022 3 vs. Memphis Grizzlies, Oct 27, 2021 3 vs. Charlotte Hornets, Dec 17, 2021 2 at Houston Rockets, Nov 18, 2019 2 vs. Phoenix Suns, Dec 30, 2019 ...7 more at 2.
Field Goals Attempted	18 at Milwaukee Bucks, Feb 01, 2021 14 vs. Dallas Mavericks, Dec 27, 2021 14 vs. Atlanta Hawks, Jan 03, 2022 13 vs. Sacramento Kings, Jan 09, 2022 12 at Denver Nuggets, Nov 14, 2021 ...2 more at 12.	Defensive Rebounds	13 at Houston Rockets, Nov 12, 2021 8 at Boston Celtics, Jan 21, 2022 7 at New Orleans Pelicans, Nov 19, 2019 7 vs. Oklahoma City Thunder, Apr 03, 2021 7 vs. Chicago Bulls, Nov 17, 2021 ...3 more at 7.	Personal Fouls	6 at Houston Rockets, Nov 18, 2019 5 at Oklahoma City Thunder, Jan 18, 2020 4 vs. Brooklyn Nets, Nov 08, 2019 4 vs. Toronto Raptors, Nov 13, 2019 4 at San Antonio Spurs, Nov 16, 2019 ...6 more at 4.
2-Pt Field Goals Made	6 at Milwaukee Bucks, Feb 01, 2021 6 at Toronto Raptors, Jan 23, 2022 5 at Houston Rockets, Nov 12, 2021 5 at Sacramento Kings, Nov 24, 2021 ...1 more at 5.	Total Rebounds	14 at Houston Rockets, Nov 12, 2021 11 at New Orleans Pelicans, Nov 19, 2019 10 vs. LA Clippers, Apr 20, 2021 10 vs. Dallas Mavericks, Dec 27, 2021 10 at Orlando Magic, Jan 17, 2022	Points Fast Break	6 at Houston Rockets, Nov 12, 2021 5 vs. Denver Nuggets, Nov 23, 2021 5 vs. Cleveland Cavaliers, Jan 07, 2022 5 vs. Minnesota Timberwolves, Jan 25, 2022 4 at Houston Rockets, Nov 18, 2019 ...7 more at 4.
2-Pt Field Goals Attempted	11 at Milwaukee Bucks, Feb 01, 2021 9 vs. Atlanta Hawks, Jan 03, 2022 8 at Toronto Raptors, Jan 23, 2022 7 at Sacramento Kings, Nov 24, 2021 7 vs. Dallas Mavericks, Dec 27, 2021 ...1 more at 7.	Assists	6 vs. Charlotte Hornets, Dec 17, 2021 4 vs. New York Knicks, Dec 10, 2019 4 at Orlando Magic, Jan 17, 2022 3 vs. LA Clippers, Apr 20, 2021 3 vs. Memphis Grizzlies, Dec 15, 2021 ...3 more at 3.	Offensive Fouls	2 at Houston Rockets, Nov 18, 2019 2 vs. Philadelphia 76ers, Nov 20, 2021 1 at New Orleans Pelicans, Nov 19, 2019 1 at Phoenix Suns, Feb 22, 2021 ...4 more at 1.
3-Pt Field Goals Made	5 at Milwaukee Bucks, Feb 01, 2021 4 vs. Atlanta Hawks, Jan 03, 2022 4 vs. Minnesota Timberwolves, Jan 25, 2022 3 at Oklahoma City Thunder, Feb 16, 2021 3 at Phoenix Suns, Feb 22, 2021 ...3 more at 3.	Steals	2 at Orlando Magic, Mar 02, 2020 2 at LA Clippers, Oct 25, 2021 2 at LA Clippers, Nov 09, 2021 ...3 more at 2.	Fouls Drawn	5 at Milwaukee Bucks, Nov 21, 2019 5 at Golden State Warriors, Dec 08, 2021 5 vs. Dallas Mavericks, Dec 27, 2021 ...2 more at 5.
3-Pt Field Goals Attempted	10 at Denver Nuggets, Jan 13, 2022 8 at Denver Nuggets, Nov 14, 2021 8 vs. Miami Heat, Jan 05, 2022 8 vs. Sacramento Kings, Jan 09, 2022 7 at Milwaukee Bucks, Feb 01, 2021 ...1 more at 7.	Blocks	3 vs. Charlotte Hornets, Dec 17, 2021 3 vs. Dallas Mavericks, Dec 27, 2021 3 vs. Brooklyn Nets, Jan 10, 2022 2 vs. Los Angeles Lakers, Dec 06, 2019 ...10 more at 2.		
Free Throws Made	7 at Phoenix Suns, Feb 22, 2021 6 at Golden State Warriors, Dec 08, 2021 5 at Milwaukee Bucks, Nov 21, 2019 5 vs. Brooklyn Nets, Jan 10, 2022 5 at Orlando Magic, Jan 17, 2022	Minutes	38:34 at Toronto Raptors, Jan 23, 2022 38:30 vs. Brooklyn Nets, Jan 10, 2022 35:50 at Memphis Grizzlies, Dec 19, 2021 35:49 vs. Atlanta Hawks, Jan 03, 2022 35:16 at Orlando Magic, Jan 17, 2022		

CURRENT PLAYERS



JUSUF Nurkic

CENTER / 7'0" / 290 lbs

BIRTHDATE 08/23/94
COUNTRY BOSNIA
PRIOR TO NBA Cedevita Zagreb

SEASON IN NBA 9th
WITH TRAIL BLAZERS 7th

ALL ABOUT US
 BEHIND EVERY BEACHED T-SHIRT, HAT
 AND BUMPER STICKER YOU SEE IN THE
 TOWN
 AND THERE ARE A LOT OF THEM
 SOMETHING TO GIVE MORE PROTECTION
 FAN, OR FEELING BELONGS THAT PERSON
 THAT WE'RE ALL CITY TOG
 AND MORE THAN THAT
 THERE'S SOMETHING THAT KEEPS THEM
 HERE!
 AND SURELY THAT IS NOT THE ONLY
 STORY THEY HAVE TO TELL
 SO WHAT ARE THE STORIES BEHIND THE
 PEOPLE THAT MAKE UP THE RIF CITY
 FAMILY TODAY?
 WE'VE GOT YOU COVERED

2021-22: Appeared in 56 games (all starts), averaging 15.0 points (53.5% FG, 26.8% 3-PT, 69.0% FT), 11.1 rebounds, 2.8 assists, 1.11 steals and 0.61 blocks ... Averaged career highs in rebounds and field goal percentage ... Scored in double figures in 46 games, including 12 games with 20-plus points and two games with 30-plus points ... Logged 30 double-doubles, including a career-high seven consecutive double-doubles from Feb. 2-14 ... Led the team in scoring six times, rebounds 45 times, assists four times, steals 13 times and blocks 13 times ... Had the ninth-highest rebounding average in the NBA ... Recorded 21 points, 22 rebounds, two assists, four steals and two blocks at Orlando on Jan. 17, marking just the 12th time those minimum numbers have been recorded dating back to the 1983-84 season ... Had a season-high 32 points (12-17 FG, 1-2 3-PT, 7-10 FT) to go with eight rebounds and four assists at Memphis on Feb. 16, tying the second-highest scoring game of his career ... Scored 31 points to go with five rebounds against the Clippers on Dec. 6 ... Scored in double figures in 25 straight games from Dec. 21 to Feb. 16, representing the longest such streak of his career ... Missed the final 23 games of the season with plantar fasciitis in his left foot.

NBA CAREER: Averaging 12.2 points (50.0% FG, 23.2% 3-PT, 67.2% FT), 8.5 rebounds, 2.2 assists, 0.91 steals and 1.19 blocked shots in 23.9 minutes per game in 411 games (330 starts) over eight seasons with Denver and Portland ... **2020-21:** In 37 games (all starts), recorded averages of 11.5 points (51.4% FG, 40.0% 3-PT, 61.9% FT), 9.0 rebounds, 3.4 assists, 1.02 steals and 1.05 blocks ... Recorded 13 double-doubles ... Scored in double figures 21 times, including four games of 20-plus points ... Led Portland in rebounds 14 times, assists four times, steals nine times and blocks 14 times ... One of three players in the NBA to average at least 10.0 points, 8.0 rebounds, 3.0 assists, 1.00 steal and 1.00 block for the season ... Logged a double-double in nine of the final 14 games of the season ... Scored in double figures in six straight games from April 23 to May 2 ... Scored a season-high 26 points (11-15 FG, 1-1 3-PT, 3-4 FT) to go with 17 rebounds, five assists, one steal and one block against Memphis on April 23 ... Had 16 points and 19 rebounds to go with five assists against Memphis on April 25 ... Dished out a season-high seven assists to go with eight points, nine rebounds, three steals and one block against Boston on April 13 ... Logged 11 points, 15 rebounds, six assists, three steals and four blocks at Utah on May 12 ... Missed 27 games with a right wrist fracture (Jan. 16 - March 16), five games with a right calf strain (March 18-25) and three games with right knee injury management (April 6, April 10 and April 20) ... **2019-20:** Played in eight games (all starts) for the Trail Blazers, posting averages of 17.6 points (49.5% FG, 20.0% 3-PT, 88.6% FT), 10.3 rebounds, 4.0 assists, 1.38 steals, 2.00 blocks and 31.6 minutes ... Missed the first 66 games of the season while recovering from the left leg fractures he suffered in March of 2019 before starting all eight seeding games for Portland in Orlando ... Scored in double figures seven times, topped 20-points three times and had one game of 30-plus points ... Logged three double-doubles ... Led the Trail Blazers in scoring once, rebounds six times, assists once, steals three times and blocks five times ... Scored a season-high 30 points (12-20 FG, 1-3 3-PT, 5-5 FT) to go with nine rebounds, five assists, two steals and one block at Boston on Aug. 2 ... Recorded 18 points, nine rebounds, five assists, two steals and six blocks in his season debut against Memphis on July 31 ... In the Western Conference play-in game against Memphis, logged 22 points, 21 rebounds, six assists, two steals and two blocks ... Had a double-double of 22 points (11-17 FG) and 10 rebounds at Brooklyn on Aug. 13 ... **2018-19:** In 72 games (all starts), averaged 15.6 points (50.8% FG, 77.3% FT), 10.4 rebounds, 3.2 assists, 1.43 blocks, 0.99 steals and 27.4 minutes ... Averaged career highs in points, rebounds, assists, blocks, steals and minutes ... Shot career-high percentages from the field and the free throw line ... Led the Trail Blazers in scoring eight times, rebounding 46 times and assists 12 times ... Scored at least 20 points in 22 games and had 30-plus points once ... Reached double figures in scoring 60 times ... Led the Trail Blazers with a career high 36 double-doubles ... Matched his career high of six blocks twice ... Had one triple-double ... Ranked in 12th rebounding, 13th in blocks and 33rd in field goal percentage among league leaders ... Scored a season-high 32 points (13-24 FG, 6-8 FT) to go with 16 rebounds, five assists, two steals and four blocks against Brooklyn on March 25 before suffering a season-ending injury to his left leg in the second overtime ... His 13 field goals were a career-high ... Had 24 points (5-10 FG, 14-16 FT), a career-high 23 rebounds, seven assists, five steals and five blocks at Sacramento on Jan. 1, becoming the first player in NBA history to record a five-by-five while having at least 20 points and 20 rebounds ... His 14 free throws were a career-high ... Logged the first triple-double of his career on Jan. 16 against Cleveland, finishing with 10 points, 10 rebounds and a career-high 10 assists to go with five blocks ... He joined Bill Walton as the only players in franchise history to record a points/rebounds/assists triple-double while blocking at least five shots ... Recorded a career-high five consecutive double-doubles from Nov. 11 to Nov. 20 and again from March 12 to March 20 ... Scored at least 20 points in a career-high four straight games from Jan. 1 to Jan. 7 ... Missed the last nine games of the season with a season-ending leg injury suffered March 25 vs. Brooklyn ... Missed one game with a right knee injury ... **2017-18:** In his first full season with the Trail Blazers, averaged 14.3 points (50.5% FG, 63.0% FT), 9.0 rebounds, 1.8 assists, 0.81 steals, 1.41 blocks and 26.4 minutes in 79 games (all starts) ... Led the team in scoring six times, rebounding 35 times and assists three times ... Recorded a team-high 27 double-doubles ... Ranked 14th in the NBA in rebounds and 10th in blocks ... Scored at least 20 points in 16 games and reached double figures 63 times ... Blocked a season-high four shots in seven games ... Closed the season with four double-doubles in five games and 14 consecutive games with 10+ points ... Scored a season-high 29 points (12-19 FG, 5-10 FT) to go with 15 rebounds, three assists and four steals at Brooklyn on Nov. 24 ... Had 28 points (12-20 FG, 4-4 FT), five rebounds and five assists against the Lakers on Nov. 2 ... At the Clippers on Jan. 30 finished with 14 points and a season-high 20 rebounds, including 16 in the second half to tie the franchise record for rebounds in a half ... Recorded 20 points (9-15 FG, 2-3 FT) and 19 rebounds at Denver on April 9 ... Made a career-high 11 free throws (of 16) while finishing with 21 points and 12 rebounds against Philadelphia on Dec. 28 ... Missed three games with a right ankle injury from Dec. 9 to Dec. 13 ... **2016-17:** In 65 games (48 starts) with Denver and Portland, averaged 10.2 points (50.7% FG, 57.1% FT), 7.2 rebounds and 1.9 assists ... **WITH PORTLAND:** In 20 games (19 starts) with the Trail Blazers, posted averages of 15.2 points (50.8% FG, 66.0% FT), 10.4 rebounds, 3.2 assists, 1.25 steals, 1.90 blocked shots and 29.2 minutes ... Became the first Trail Blazer to average 15-plus points and 10-plus rebounds in his first 20 games since Mychal Thompson in 1978 ... Portland went 14-6 with Nurkic in the lineup ... Scored a career-high 33 points (12-15 FG, 9-11 FT) March 28 vs. Denver, adding 15 rebounds and two blocked shots to become the first player in franchise history to register 30-plus points and 15-plus rebounds on 80% shooting or better ... Talled 28 points to go with 20 rebounds, eight assists, and six blocks against the 76ers on March 9, becoming the first NBA player to log 28-plus points, 20-plus rebounds, 8-plus assists and 6-plus blocks in a game since Charles Barkley (Nov. 28, 1986) ... Missed the final seven games of the regular season with a non-displaced right fibular fracture ... **WITH DENVER:** Posted averages of 8.0 points (50.7% FG, 49.6% FT), 5.8 rebounds and 1.3 assists in 45 games (29 starts) with the Nuggets before being traded to Portland ... **2015-16:** Appeared in 32 games (three starts), averaging 8.2 points, 5.5 rebounds and 1.38 blocks in 17.1 minutes with Denver ... Made his season debut Jan. 2 at Golden State after missing 33 games due to a left patellar tendon repair ... Recorded 11 points, 14 rebounds, five steals and four assists in 39 minutes at Portland on April 13 ... Posted a season-high 21 points (10-18 FG) and added nine rebounds April 8 vs. San Antonio ... Missed three games from 3/28-3/31 due to illness ... **2014-15:** Appeared in 62 games (27 starts) in his rookie campaign with the Nuggets, averaging 6.9 points, 6.2 rebounds and 1.10 blocks in 17.8 minutes ... Scored a season-high 17 points (7-13 FG) in 30 minutes at Golden State on April 15 ... Netted 16 points to go with seven rebounds March 20 at Miami ... Had 11 points, a season-high 15 rebounds, two steals and three blocks at Milwaukee on Feb. 21 ... Recorded his first career double-double at Chicago on Jan. 1 with 10 point and 10 rebounds ... Missed seven games from 2/27-3/9 due to a right ankle sprain.

PLAYOFFS: In four postseasons with Portland, has averaged 12.4 points (48.7% FG, 23.5% 3-PT, 76.3% FT), 9.8 rebounds, 2.6 assists, 1.00 steal, 0.88 blocks and 27.8 minutes in 16 games (all starts) ... **2021:** In six games (all starts) against Denver in the first round, averaged 13.2 points (54.5% FG, 20.0% 3-PT, 72.0% FT), 10.3 rebounds, 2.7 assists, 1.17 blocks and 28.8 minutes ...



Recorded three double-doubles ... Had 16 points, 12 rebounds and five assists in Game 1 ... Logged 13 points, 13 rebounds and six assists in Game 3 ... **2020:** Played in five games (all starts) for the Trail Blazers against the L.A. Lakers in the first round, averaging 14.2 points (43.9% FG, 27.3% 3-PT, 78.3% FT), 10.6 rebounds, 3.6 assists, 1.40 steals and 32.2 minutes ... Scored in double figures four times and recorded three double-doubles ... Had 16 points, 15 rebounds and three assists in Game 1 ... Recorded 20 points, 13 rebounds, four assists and one steal in Game 4 ... Logged 16 points, 10 rebounds, six assists and five steals in Game 5, becoming the 12th player in NBA history to record those numbers in a playoff game ... **2019:** Did not play for the Trail Blazers during the 2019 Playoffs due to a left leg injury ... **2018:** In four games (all starts), averaged 11.8 points (48.7% FG, 81.8% FT), 8.0 rebounds, 1.0 assists, 1.50 steals, 1.25 blocks and 23.4 minutes ... **2017:** Played in Game 3 of the First Round series against Golden State, recording two points, 11 rebounds, and four assists ... Missed the first two games of the playoffs with a broken right leg before playing in Game 3 and sitting again in Game 4 ... Registered the most rebounds (11) by a Trail Blazers player in his postseason debut since Sam Bowie had 14 on April 18, 1985.

NATIONAL TEAM: **2022:** Played in five games for Bosnia at 2022 EuroBasket, posting averages of 16.2 points (38.9% FG, 24.0% 3-PT, 63.3% FT), 7.0 rebounds, 2.2 assists, 1.20 steals and 2.00 blocks in 29.9 minutes per game ... **2017:** Played for Bosnia in two European World Cup Qualifying games, averaging 19.5 points, 12.0 rebounds, 2.5 assists, 2.50 steals and 2.00 blocks in 25.3 minutes per game ... **2016:** Appeared in four EuroBasket Qualifying games, posting averages of 19.3 points, 13.2 rebounds, 1.8 assists, 1.00 steal and 1.00 block in 29.1 minutes per game ... **2012:** Played for Bosnia in one EuroBasket Qualifier, totaling two points, four rebounds and one assist in 16 minutes.

PERSONAL: Did not play basketball until he was 14 ... Recruited to play the game after his future basketball agent read an article about his tall father, a policeman in Tuzla ... He tracked him down and asked if he had a son ... Established the Jusuf Nurkic Foundation in 2020 to positively impact the lives of youth, women and the community in his home country of Bosnia ... Received the 2018-19 Maurice Lucas Award, given annually to the Trail Blazers player that best represents the indomitable spirit of Maurice Lucas through his contributions on the court and in the community ... Donates tickets to the local Bosnian community and the Immigrant and Refugee Community Organization (IRCO).

JUSUF NURKIC - NBA REGULAR SEASON STATISTICS

SEASON	TEAM	GP	GS	MIN	FG	FGA	FG%	3PM	3PA	3P%	FT	FTA	FT%	OR	DR	TOT	A	ST	TO	BS	PTS	PPG
2014-15	DEN	62	27	1,103	171	383	.446	0	2	.000	84	132	.636	125	257	382	50	52	86	68	426	6.9
2015-16	DEN	32	3	547	101	242	.417	0	3	.000	61	99	.616	65	110	175	40	24	55	44	263	8.2
2016-17	DEN	45	29	807	151	298	.507	0	0	.000	56	113	.496	89	171	260	60	25	81	36	358	8.0
Went from DEN to POR.																						
2016-17	POR	20	19	584	120	236	.508	0	1	.000	64	97	.660	65	142	207	63	25	62	38	304	15.2
2016-17	TOT	65	48	1,390	271	534	.507	0	1	.000	120	210	.571	154	313	467	123	50	143	74	662	10.2
2017-18	POR	79	79	2,088	480	951	.505	0	7	.000	172	273	.630	189	519	708	143	64	183	111	1,132	14.3
2018-19	POR	72	72	1,974	420	826	.508	3	29	.103	282	365	.773	243	505	748	233	71	168	103	1,125	15.6
2019-20	POR	8	8	253	54	109	.495	2	10	.200	31	35	.886	23	59	82	32	11	19	16	141	17.6
2020-21	POR	37	37	880	171	333	.514	12	30	.400	70	113	.619	86	246	332	125	38	73	39	424	11.5
2021-22	POR	56	56	1,579	321	600	.535	15	56	.268	185	268	.690	167	452	619	157	62	143	34	842	15.0
TOTALS		411	330	9,812	1,989	3,978	.500	32	138	.232	1,005	1,495	.672	1,052	2,461	3,513	903	372	870	489	5,015	12.2
AVERAGE		--	--	23.9	4.8	9.7	--	0.1	0.3	--	2.4	3.6	--	2.6	6.0	8.5	2.2	0.9	2.1	1.2	12.2	--

JUSUF NURKIC - NBA POSTSEASON STATISTICS

SEASON	TEAM	GP	GS	MIN	FG	FGA	FG%	3PM	3PA	3P%	FT	FTA	FT%	OR	DR	TOT	A	ST	TO	BS	PTS	PPG
2016-17	POR	1	1	17	1	3	.333	0	1	.000	0	0	.000	0	11	11	4	0	3	1	2	2.0
2017-18	POR	4	4	93	19	39	.487	0	0	.000	9	11	.818	12	20	32	4	6	3	5	47	11.8
2018-19	POR	0	0	0	0	0	.0	0	0	.0	0	0	.0	0	0	0	0	0	0	0	0	0.0
2019-20	POR	5	5	161	25	57	.439	3	11	.273	18	23	.783	14	38	52	18	7	13	1	71	14.2
2020-21	POR	6	6	173	30	55	.545	1	5	.200	18	25	.720	18	44	62	16	3	14	7	79	13.2
TOTALS		16	16	443	75	154	.487	4	17	.235	45	59	.763	44	113	157	42	16	33	14	199	12.4
AVERAGE		--	--	27.7	4.7	9.6	--	0.2	1.1	--	2.8	3.7	--	2.8	7.1	9.8	2.6	1.0	2.1	0.9	12.4	--



SINGLE-GAME HIGHS

Points	33 vs. Denver Nuggets, Mar 28, 2017 32 vs. Brooklyn Nets, Mar 25, 2019 32 at Memphis Grizzlies, Feb 16, 2022 31 vs. LA Clippers, Dec 06, 2021 30 at Boston Celtics, Aug 02, 2020	Free Throws Attempted	16 vs. Philadelphia 76ers, Dec 28, 2017 16 at Sacramento Kings, Jan 01, 2019 13 vs. Philadelphia 76ers, Mar 09, 2017 13 at Boston Celtics, Jan 21, 2022 11 vs. Denver Nuggets, Mar 28, 2017 ...2 more at 11.	Plus-Minus	30 vs. Phoenix Suns, Oct 23, 2021 29 vs. Memphis Grizzlies, Jan 03, 2015 29 at Golden State Warriors, Jan 01, 2021 28 at Utah Jazz, Feb 23, 2018 28 vs. Memphis Grizzlies, Apr 01, 2018 ...1 more at 28.
Field Goals Made	13 vs. Brooklyn Nets, Mar 25, 2019 12 vs. Denver Nuggets, Mar 28, 2017 12 vs. Los Angeles Lakers, Nov 02, 2017 12 at Brooklyn Nets, Nov 24, 2017 ...5 more at 12.	Offensive Rebounds	9 vs. Washington Wizards, Oct 22, 2018 8 at Denver Nuggets, Apr 09, 2018 8 vs. Minnesota Timberwolves, Dec 08, 2018 8 vs. Minnesota Timberwolves, Jan 25, 2022 7 vs. Philadelphia 76ers, Mar 09, 2017 ...8 more at 7.	Turnovers	8 at Portland Trail Blazers, Apr 13, 2016 7 vs. Denver Nuggets, Nov 13, 2017 7 vs. Charlotte Hornets, Feb 08, 2018 7 at Memphis Grizzlies, Dec 19, 2021 6 at Memphis Grizzlies, Nov 08, 2016 ...7 more at 6.
Field Goals Attempted	24 vs. Brooklyn Nets, Mar 25, 2019 21 at San Antonio Spurs, Mar 16, 2019 21 at Orlando Magic, Jan 17, 2022 20 vs. Los Angeles Lakers, Nov 02, 2017 20 vs. Brooklyn Nets, Nov 10, 2017 ...2 more at 20.	Defensive Rebounds	18 at Sacramento Kings, Jan 01, 2019 18 at Orlando Magic, Jan 17, 2022 16 vs. New York Knicks, Feb 12, 2022 15 vs. Memphis Grizzlies, Apr 25, 2021 15 vs. Los Angeles Lakers, Nov 06, 2021 23 at Sacramento Kings, Jan 01, 2019 22 at Orlando Magic, Jan 17, 2022 20 vs. Philadelphia 76ers, Mar 09, 2017 20 at LA Clippers, Jan 30, 2018 20 vs. New York Knicks, Feb 12, 2022	Personal Fouls	6 at Sacramento Kings, Nov 05, 2014 6 at Houston Rockets, Dec 13, 2014 6 at Sacramento Kings, Jan 09, 2015 ...20 more at 6.
2-Pt Field Goals Made	13 vs. Brooklyn Nets, Mar 25, 2019 12 vs. Denver Nuggets, Mar 28, 2017 12 vs. Los Angeles Lakers, Nov 02, 2017 12 at Brooklyn Nets, Nov 24, 2017 ...2 more at 12.	Total Rebounds	20 vs. New York Knicks, Feb 12, 2022 10 vs. Cleveland Cavaliers, Jan 16, 2019 9 at Memphis Grizzlies, Mar 05, 2019 9 vs. LA Clippers, Aug 08, 2020 9 vs. Sacramento Kings, Jan 09, 2022 8 vs. Philadelphia 76ers, Mar 09, 2017 ...2 more at 8.	Points Fast Break	6 at Denver Nuggets, Jan 22, 2018 5 at Charlotte Hornets, Mar 03, 2019 5 vs. Denver Nuggets, May 16, 2021 5 vs. Los Angeles Lakers, Feb 09, 2022 4 at Phoenix Suns, Feb 24, 2018 ...3 more at 4.
2-Pt Field Goals Attempted	24 vs. Brooklyn Nets, Mar 25, 2019 20 vs. Los Angeles Lakers, Nov 02, 2017 20 vs. Brooklyn Nets, Nov 10, 2017 20 at San Antonio Spurs, Mar 16, 2019 19 at Brooklyn Nets, Nov 24, 2017 ...1 more at 19.	Assists	5 at Portland Trail Blazers, Apr 13, 2016 5 at Sacramento Kings, Jan 01, 2019 4 at San Antonio Spurs, Mar 15, 2017 4 at Orlando Magic, Jan 17, 2022 3 at San Antonio Spurs, Apr 03, 2015 ...19 more at 3.	Offensive Fouls	2 at Indiana Pacers, Oct 20, 2017 2 vs. Oklahoma City Thunder, Nov 05, 2017 2 vs. Denver Nuggets, Nov 13, 2017 ...29 more at 2.
3-Pt Field Goals Made	2 vs. Cleveland Cavaliers, Jan 07, 2022 2 at Los Angeles Lakers, Feb 02, 2022 2 at Milwaukee Bucks, Feb 14, 2022 1 at Indiana Pacers, Oct 29, 2018 ...25 more at 1.	Steals	6 vs. Philadelphia 76ers, Mar 09, 2017 6 vs. Charlotte Hornets, Jan 11, 2019 6 at Utah Jazz, Jan 21, 2019 ...1 more at 6.	Technical Fouls	2 vs. Oklahoma City Thunder, Mar 07, 2019 1 vs. Phoenix Suns, Nov 28, 2014 1 vs. Memphis Grizzlies, Jan 03, 2015 1 vs. Phoenix Suns, Feb 25, 2015 ...24 more at 1.
3-Pt Field Goals Attempted	3 at Boston Celtics, Aug 02, 2020 3 vs. Indiana Pacers, Jan 14, 2021 3 at Denver Nuggets, Jan 13, 2022 ...3 more at 3.	Blocks	38:58 vs. Phoenix Suns, Dec 14, 2021 38:50 at Portland Trail Blazers, Apr 13, 2016 38:28 vs. Sacramento Kings, Jan 09, 2022 38:07 at Toronto Raptors, Oct 31, 2016 37:51 at Boston Celtics, Jan 21, 2022	Fouls Drawn	14 at Boston Celtics, Jan 21, 2022 12 at Sacramento Kings, Jan 01, 2019 10 vs. Brooklyn Nets, Jan 10, 2022 10 at Memphis Grizzlies, Feb 16, 2022 9 vs. Oklahoma City Thunder, Nov 05, 2017 ...3 more at 9.
Free Throws Made	14 at Sacramento Kings, Jan 01, 2019 11 vs. Philadelphia 76ers, Dec 28, 2017 10 vs. Philadelphia 76ers, Mar 09, 2017 10 at Charlotte Hornets, Mar 03, 2019 10 at Houston Rockets, Nov 12, 2021 ...1 more at 10.	Minutes		Player Efficiency	49.0 vs. Philadelphia 76ers, Mar 09, 2017 45.0 vs. Denver Nuggets, Mar 28, 2017 35.0 vs. Oklahoma City Thunder, Mar 02, 2017 30.0 at New Orleans Pelicans, Oct 26, 2016 26.0 vs. Los Angeles Lakers, Dec 30, 2014 ...3 more at 26.0.



GARY
Payton II
GUARD / 6'3" / 195 lbs

ALL AROUND US
BEING EVERY FEATHER T-SHIRT, HAT
AND SUNBER STICKEE YOU SEE IN THE
TOWN
AND THERE ARE ONLY TWO OF THEM
SOMETHING TO LOVE AND A TRACTION
FAN, OR FEELING BROUEN THE PERSON
THAT IS IN THE CITY FOR
AND MORE THAN THAT
THERE'S SOMETHING THAT KEEPS THEM
HERE
AND SURELY THAT IS NOT THE ONLY
STORY THEY HAVE TO TELL
SO WHAT ARE THE STORIES BEHIND THE
PEOPLE THAT MAKE UP THE RIF CITY
FAMILY TODAY
WE DON'T KNOW

BIRTHDATE 12/01/92
COUNTRY USA
PRIOR TO NBA Oregon State

SEASON IN NBA 7th
WITH TRAIL BLAZERS 1st

2021-22: Played in 71 games (16 starts) for the NBA Champion Golden State Warriors, averaging careers highs of 7.1 points (61.6% FG, 35.8% 3-PT, 60.3% FT), 3.5 rebounds and 1.35 steals to go with 0.9 assists in a career-high 17.6 minutes per game ... Set single-season career highs in games played (71), points (502), rebounds (247), assists (64), steals (96), blocks (22), minutes (1,248), field goals made (212), three-pointers made (43) and free throws made (35) ... Scored in double figures 24 times, including one game with 20-plus points ... Recorded one double-double ... Recorded a steal in 11 straight games from Oct. 30 through Nov. 19, marking the longest streak of his career ... Scored a season-high 22 points (9-16 FG, 4-7 3-PT) against Memphis on Dec. 23 ... His four three-pointers were a career high ... Logged his third career double-double with 11 points and 11 rebounds to go with three assists and two steals at Dallas on Jan. 5 ... Scored in double figures in eight straight games from Dec. 20 to Jan. 5, marking the longest streak of his career ... Missed one game due to a right general hernia injury, two games due to low back spasms and eight games due left knee soreness.

NBA CAREER: Has played in 142 games (39 starts) over six NBA seasons with Golden State, Washington, the L.A. Lakers and Milwaukee, posting averages of 5.2 points (54.2% FG, 32.0% 3-PT, 57.1% FT), 2.8 rebounds, 1.1 assists and 1.04 steals in 14.5 minutes per game ... Holds career NBA G League averages of 15.7 points, 7.0 rebounds, 4.5 assists and 2.4 steals in 128 games (102 starts) over five seasons with five teams ... **2020-21:** Appeared in 10 games for Golden State, averaging 2.5 points (76.9% FG, 50.0% 3-PT, 75.0% FT) and 1.1 rebounds in 4.0 minutes per game ... Played in 13 games (three starts) for Raptors 905 of the NBA G League, posting averages of 10.9 points, 5.6 rebounds, 2.6 assists and 2.54 steals ... Named the 2020-21 NBA G League Defensive Player of the Year and to the NBA G League All-Defense First Team ... **2019-20:** Played in 29 games (17 starts) for Washington, averaging 3.9 points (41.4% FG, 28.3% 3-PT, 50.0% FT), 2.8 rebounds, 1.7 assists and 1.14 steals in 14.9 minutes per game ... Scored in double figures in five games ... Grabbed 10-plus rebounds in one game ... Recorded one double-double ... Recorded 13 steals in his first three games, including six steals at New York on Dec. 23 and against New York on Dec. 28 ... Had his second career double-double with 10 points and 11 rebounds to go with five assists and six steals at New York on Dec. 23 ... Played in 18 games (17 starts) for the Capital City Go-Go and South Bay Lakers of the NBA G League, averaging 20.2 points, 9.1 rebounds, 5.9 assists and 3.00 steals ... **2018-19:** Played in three games for the Wizards, averaging 3.7 points, 0.7 rebounds, 1.7 assists and 1.14 steals in 14.9 minutes per game ... Played in 28 games (all starts) with the Capital City Go-Go and Rio Grande Valley Vipers of the NBA G League, averaging 16.4 points, 7.6 rebounds, 6.4 assists and 2.93 steals ... Named to the NBA G League All-Defense First Team ... Won the 2018-19 G League Championship with Rio Grande ... **2017-18:** Appeared in 23 games (six starts) with Milwaukee and the L.A. Lakers, averaging 3.0 points and 1.9 rebounds in 9.6 minutes ... **WITH L.A. LAKERS:** Appeared in 11 games, averaging 3.5 points, 2.5 rebounds and 1.1 assists in 10.5 minutes per game ... **WITH MILWAUKEE:** Played in 12 games (six starts), averaging 2.5 points, 1.4 rebounds and 0.8 assists in 8.8 minutes per game ... Had 25 points and 12 rebounds in the season finale at the Clippers on April 11, marking the first double-double of his career ... Played in 20 games (five starts) for the South Bay Lakers and Wisconsin Herd of the NBA G League, posting averages of 17.4 points, 6.3 rebounds, 4.6 assists and 1.82 steals ... **2016-17:** Appeared in six games for Milwaukee, averaging 3.3 points, 2.0 rebounds and 2.2 assists in 16.5 minutes per game ... Made his NBA debut on April 2 against Dallas, recording five points (2-3 FG, 1-2 3-PT) and one rebound in nine minutes off the bench ... Played in 49 games (all starts) for the Rio Grande Valley Vipers of the NBA G League, averaging 14.1 points, 6.5 rebounds, 3.3 assists and 2.00 steals.

PLAYOFFS: Played in the NBA Playoffs for the first time in 2022, helping the Golden State Warriors win the 2022 NBA Championship ... Played in 12 games (two starts) during the Warriors title run, averaging 6.5 points (65.9% FG, 53.3% 3-PT, 66.7% FT), 3.1 rebounds, 1.3 assists and 1.17 steals in 15.8 minutes per game ... Missed 10 games with a left elbow fracture suffered in the Western Conference Semifinals against Memphis before returning in Game 2 of the NBA Finals against Boston ... Played in five games during the NBA Finals, averaging 7.0 points, 3.2 rebounds, 1.4 assists and 1.60 steals in 18.5 minutes per game ... Became the fifth father-son duo in NBA history to each win an NBA championship.

COLLEGE: Played two seasons at Oregon State from 2014-16, posting averages of 14.7 points (48.5% FG, 30.2% 3-PT, 65.2% FT), 7.7 rebounds, 4.1 assists and 2.78 steals in 35.3 minutes per game ... Transferred to Oregon State following two years at Salt Lake Community College in Utah ... Became the first player to be voted Pac-12 Defensive Player of the Year two times ... Was a two-time All-Pac-12 First Team and All-Defense team selection ... **2015-16:** As a senior, averaged 16.0 points, 7.8 rebounds, 5.0 assists and 2.50 steals in 34.2 minutes per game ... Finished fourth in the nation in steals per game ... Ranked first in the Pac-12 in steals, third in assists and minutes played, eighth in scoring and ninth in rebounding ... Became the second player in Oregon State history to lead the team in scoring, rebounding, assists and steals (Lester Conner, 1981-82) ... **2014-15:** Played in 31 games (30 starts) in his first season as a Beaver, averaging 13.4 points, 7.5 rebounds, 3.2 assists, 3.10 steals and 1.19 blocks in 36.3 minutes per game ... Finished second in the nation in steals ... Led the Pac-12 in steals while ranking fourth in rebounding, fifth in minutes per game, eighth in blocks and 16th in scoring.

PERSONAL: Son of Gary and Monique Payton ... Father, Gary Payton, was inducted into the Basketball Hall of Fame in 2013 and played 17 seasons with five NBA teams ... Majored in Human Development and Family Science at Oregon State ... Lettered two years in basketball and one year in swimming at Spring Valley High School in Las Vegas ... Spent one year at Westwind Prep School in Phoenix, Arizona in 2011-12.



GARY PAYTON II - NBA REGULAR SEASON STATISTICS

SEASON	TEAM	GP	GS	MIN	FG	FGA	FG%	3PM	3PA	3P%	FT	FTA	FT%	OR	DR	TOT	A	ST	TO	BS	PTS	PPG
2016-17	MIL	6	0	99	8	22	.364	1	9	.111	3	5	.600	0	12	12	13	3	10	4	20	3.3
2017-18	MIL	12	6	106	13	33	.394	2	12	.167	2	3	.667	4	13	17	9	3	3	1	30	2.5
Went from MIL to LAL.																						
2017-18	LAL	11	0	115	17	41	.415	4	13	.308	1	6	.167	9	18	27	12	4	4	2	39	3.5
2017-18	TOT	23	6	220	30	74	.405	6	25	.240	3	9	.333	13	31	44	21	7	7	3	69	3.0
2018-19	WAS	3	0	16	5	8	.625	1	2	.500	0	0	.000	1	1	2	4	3	1	1	11	3.7
2019-20	WAS	29	17	432	48	116	.414	13	46	.283	4	8	.500	26	54	80	48	33	20	7	113	3.9
2020-21	GSW	10	0	40	10	13	.769	2	4	.500	3	4	.750	2	9	11	1	6	1	1	25	2.5
2021-22	GSW	71	16	1,248	212	344	.616	43	120	.358	35	58	.603	72	175	247	64	95	40	22	502	7.1
TOTALS		142	39	2,052	313	577	.542	66	206	.320	48	84	.571	114	282	396	151	147	79	38	740	5.2
AVERAGE		--	--	14.5	2.2	4.1	--	0.5	1.5	--	0.3	0.6	--	0.8	2.0	2.8	1.1	1.0	0.6	0.3	5.2	--

GARY PAYTON II - NBA POSTSEASON STATISTICS

SEASON	TEAM	GP	GS	MIN	FG	FGA	FG%	3PM	3PA	3P%	FT	FTA	FT%	OR	DR	TOT	A	ST	TO	BS	PTS	PPG	
2016-17	MIL	0	0	0	0	0	0	0	0	0	0	0	0	0	0	0	0	0	0	0	0	0	0.0
2021-22	GSW	12	2	203	29	44	.659	8	15	.533	12	18	.667	13	24	37	16	14	6	7	78	6.5	
TOTALS		12	2	203	29	44	.659	8	15	.533	12	18	.667	13	24	37	16	14	6	7	78	6.5	
AVERAGE		--	--	16.9	2.4	3.7	--	0.7	1.2	--	1.0	1.5	--	1.1	2.0	3.1	1.3	1.2	0.5	0.6	6.5	--	

SINGLE-GAME HIGHS

Points	25 at LA Clippers, Apr 11, 2018 22 vs. Memphis Grizzlies, Dec 23, 2021 19 vs. Phoenix Suns, Dec 03, 2021 17 vs. New Orleans Pelicans, Nov 05, 2021 15 vs. New York Knicks, Dec 28, 2019	Free Throws Attempted	6 vs. Minnesota Timberwolves, Nov 10, 2021 4 vs. Utah Jazz, Apr 08, 2018 4 at Oklahoma City Thunder, Apr 14, 2021 4 at Brooklyn Nets, Nov 16, 2021 ...3 more at 4.	Plus-Minus	27 vs. Houston Rockets, Nov 07, 2021 23 vs. New Orleans Pelicans, Nov 05, 2021 22 at LA Clippers, Apr 11, 2018 22 vs. Atlanta Hawks, Nov 08, 2021 20 vs. Utah Jazz, Dec 09, 2017 ...1 more at 20.
Field Goals Made	11 at LA Clippers, Apr 11, 2018 9 vs. Memphis Grizzlies, Dec 23, 2021 7 vs. New Orleans Pelicans, Nov 05, 2021 7 vs. Phoenix Suns, Dec 03, 2021 7 vs. Miami Heat, Jan 03, 2022	Offensive Rebounds	4 at New York Knicks, Dec 23, 2019 4 vs. Charlotte Hornets, Apr 12, 2020 4 at Atlanta Hawks, Mar 25, 2022 3 at Detroit Pistons, Dec 26, 2019 ...5 more at 3.	Turnovers	4 at LA Clippers, Apr 11, 2018 4 at Orlando Magic, Jan 08, 2020 3 at Boston Celtics, Apr 12, 2017 3 vs. New York Knicks, Dec 28, 2019 ...1 more at 3.
Field Goals Attempted	19 at LA Clippers, Apr 11, 2018 16 vs. Memphis Grizzlies, Dec 23, 2021 12 vs. Miami Heat, Jan 03, 2022 11 at Toronto Raptors, Dec 18, 2021 11 vs. Dallas Mavericks, Feb 27, 2022	Defensive Rebounds	10 at LA Clippers, Apr 11, 2018 9 at Dallas Mavericks, Jan 05, 2022 7 at Boston Celtics, Apr 12, 2017 7 at New York Knicks, Dec 23, 2019 7 vs. Boston Celtics, Jan 06, 2020 ...2 more at 7.	Personal Fouls	6 vs. Atlanta Hawks, Nov 08, 2021 5 at LA Clippers, Jan 26, 2020 5 at Memphis Grizzlies, Jan 11, 2022 5 at Portland Trail Blazers, Feb 24, 2022 4 vs. Washington Wizards, Nov 20, 2017 ...11 more at 4.
2-Pt Field Goals Made	8 at LA Clippers, Apr 11, 2018 7 vs. Miami Heat, Jan 03, 2022 6 vs. Charlotte Hornets, Nov 03, 2021 6 vs. New Orleans Pelicans, Nov 05, 2021 6 at Atlanta Hawks, Mar 25, 2022	Total Rebounds	12 at LA Clippers, Apr 11, 2018 11 at New York Knicks, Dec 23, 2019 11 at Dallas Mavericks, Jan 05, 2022 9 at Toronto Raptors, Dec 18, 2021 8 at Phoenix Suns, Dec 25, 2021 ...1 more at 8.	Points Fast Break	8 at Memphis Grizzlies, Jan 11, 2022 7 vs. Sacramento Kings, Dec 20, 2021 6 vs. Atlanta Hawks, Jan 10, 2020 5 vs. New Orleans Pelicans, Nov 05, 2021 5 vs. Memphis Grizzlies, Dec 23, 2021
2-Pt Field Goals Attempted	12 at LA Clippers, Apr 11, 2018 10 vs. Miami Heat, Jan 03, 2022 9 vs. Memphis Grizzlies, Dec 23, 2021 8 vs. Detroit Pistons, Jan 20, 2020 8 vs. Sacramento Kings, Dec 20, 2021	Assists	5 at Boston Celtics, Apr 12, 2017 5 at New York Knicks, Dec 23, 2019 5 at Detroit Pistons, Dec 26, 2019 ...1 more at 5.	Offensive Fouls	2 vs. Atlanta Hawks, Nov 08, 2021 1 at Orlando Magic, Jan 08, 2020 1 vs. Charlotte Hornets, Nov 03, 2021 1 at Philadelphia 76ers, Dec 11, 2021 ...4 more at 1.
3-Pt Field Goals Made	4 vs. Memphis Grizzlies, Dec 23, 2021 3 at LA Clippers, Apr 11, 2018 3 at Detroit Pistons, Nov 19, 2021 3 vs. Phoenix Suns, Dec 03, 2021 2 at Detroit Pistons, Dec 26, 2019 ...9 more at 2.	Steals	6 at New York Knicks, Dec 23, 2019 6 vs. New York Knicks, Dec 28, 2019 6 vs. Denver Nuggets, Feb 16, 2022 5 at San Antonio Spurs, Feb 01, 2022 4 vs. Detroit Pistons, Jan 20, 2020 ...4 more at 4.	Technical Fouls	1 vs. Indiana Pacers, Jan 20, 2022 3 at Oklahoma City Thunder, Apr 14, 2021 3 vs. Minnesota Timberwolves, Nov 10, 2021 3 at Charlotte Hornets, Nov 14, 2021 ...2 more at 3.
3-Pt Field Goals Attempted	7 at LA Clippers, Apr 11, 2018 7 vs. Memphis Grizzlies, Dec 23, 2021 5 vs. Miami Heat, Dec 30, 2019 5 vs. Phoenix Suns, Dec 03, 2021 ...5 more at 5.	Blocks	2 at Boston Celtics, Apr 12, 2017 2 at Memphis Grizzlies, Jan 15, 2018 2 at Detroit Pistons, Dec 26, 2019 ...2 more at 2.	Fouls Drawn	10.0 at Boston Celtics, Apr 12, 2017 5.0 at Oklahoma City Thunder, Apr 04, 2017 4.0 at Indiana Pacers, Apr 06, 2017 4.0 at Philadelphia 76ers, Apr 08, 2017 3.0 vs. Dallas Mavericks, Apr 02, 2017
Free Throws Made	3 at Oklahoma City Thunder, Apr 14, 2021 3 vs. Minnesota Timberwolves, Nov 10, 2021 3 at Cleveland Cavaliers, Nov 18, 2021 ...1 more at 3.	Minutes	34:46 vs. Portland Trail Blazers, Jan 03, 2020 34:01 at New York Knicks, Dec 23, 2019 33:23 vs. Memphis Grizzlies, Dec 23, 2021 32:15 at Boston Celtics, Apr 12, 2017 30:51 at Detroit Pistons, Dec 26, 2019		

CURRENT PLAYERS



OLIVIER

Sarr

CENTER / 7'0" / 240 lbs

ALL AROUND US
 BEHIND EVERY BEACHED T-SHIRT, HAT
 AND BUMPER STICKER YOU SEE IN THE
 TOWN!
 AND THERE'S ONE OF THEM
 SOMETHING ABOUT THE MENTAL CONNECTION
 FAN, OR FEELING BROUGHT THE PERSON
 INTO THE REALITY YOU
 AND MORE THAN THAT
 THERE'S SOMETHING THAT KEEPS THEM
 HERE!
 AND SURELY THAT IS NOT THE ONLY
 STORY THEY HAVE TO TELL.
 SO WHAT ARE THE STORIES BEHIND THE
 PEOPLE THAT MAKE UP THE RIF CITY
 FAMILY TODAY?
 WE'LL TALK ABOUT THAT LATER.



BIRTHDATE 02/20/99
COUNTRY FRANCE
PRIOR TO NBA Kentucky

SEASON IN NBA 2nd
WITH TRAIL BLAZERS 1st

2021-22: Played in 22 games (two starts) as a rookie for Oklahoma City, posting averages of 7.0 points (57.4% FG, 44.8% 3-PT, 82.8% FT), 4.2 rebounds, 0.9 assists and 0.68 blocks in 19.1 minutes per game ... Scored in double figures seven times, including one game with 20-plus points ... Had six games with two blocks ... Scored a season-high 24 points to go with six rebounds and two blocks against Phoenix on April 3 ... Had his first career double-double with 10 points and 12 rebounds against Portland on April 5 ... Made his NBA debut on Dec. 28 at Sacramento, finishing with four points, five rebounds and two blocks in 12 minutes ... Played in nine games (one start) for the Oklahoma City Blue of the NBA G League, averaging 8.7 points (52.6% FG, 60.0% 3-PT, 75.0% FT), 7.3 rebounds and 0.56 blocks in 18.3 minutes per game.

COLLEGE: Played three seasons at Wake Forest (2017-20) and one at Kentucky (2020-21), appearing in 110 games (56 starts) and posting career averages of 8.5 points (47.6% FG, 31.1% 3-PT, 74.0% FT), 5.7 rebounds and 1.01 blocks in 22.0 minutes per game ... **2020-21:** Averaged 10.8 points, 5.2 rebounds and 1.3 assists in 25 games (all starts) at Kentucky ... Ranked third on the team in scoring and rebounding ... **2019-20:** In 30 games (15 starts) for Wake Forest, averaged 13.7 points, 9.0 rebounds and 1.17 blocks ... Was an All-ACC Third-Team honoree and was the runner-up for the ACC most Improved Player Award ... Logged 11 double-doubles ... **2018-19:** Averaged 6.2 points and 5.5 rebounds in 25 games (16 starts) in his sophomore season at Wake Forest ... **2017-18:** Posted averages of 3.2 points and 3.0 rebounds in 30 appearances during his freshman campaign.

PERSONAL: Son of Massar and Marie Sarr ... Has one brother, Alexandre ... Majored in communication ... Enjoys fishing, yoga, reading and visiting with friends and family in France ... Can play the clarinet.

OLIVIER SARR - NBA REGULAR SEASON STATISTICS

SEASON	TEAM	GP	GS	MIN	FG	FGA	FG%	3PM	3PA	3P%	FT	FTA	FT%	OR	DR	TOT	A	ST	TO	BS	PTS	PPG
2021-22	OKC	22	2	421	58	101	.574	13	29	.448	24	29	.828	34	59	93	19	6	22	15	153	7.0
TOTALS		22	2	420	58	101	.574	13	29	.448	24	29	.828	34	59	93	19	6	22	15	153	7.0
AVERAGE		--	--	19.1	2.6	4.6	--	0.6	1.3	--	1.1	1.3	--	1.5	2.7	4.2	0.9	0.3	1.0	0.7	7.0	--



SINGLE-GAME HIGHS

Points
 24 vs. Phoenix Suns, Apr 03, 2022
 17 vs. Atlanta Hawks, Mar 30, 2022
 12 vs. Sacramento Kings, Feb 28, 2022
 12 at Portland Trail Blazers, Mar 28, 2022
 11 vs. Utah Jazz, Mar 06, 2022
 ...1 more at 11.

Field Goals Made
 9 vs. Phoenix Suns, Apr 03, 2022
 6 vs. Atlanta Hawks, Mar 30, 2022
 5 vs. Sacramento Kings, Feb 28, 2022
 5 at Portland Trail Blazers, Mar 28, 2022
 4 vs. Utah Jazz, Mar 06, 2022
 ...1 more at 4.

Field Goals Attempted
 12 vs. Phoenix Suns, Apr 03, 2022
 9 vs. Utah Jazz, Mar 06, 2022
 9 vs. Atlanta Hawks, Mar 30, 2022
 8 vs. Sacramento Kings, Feb 28, 2022
 8 vs. Portland Trail Blazers, Apr 05, 2022
 5 at Portland Trail Blazers, Mar 28, 2022
 5 vs. Atlanta Hawks, Mar 30, 2022
 4 vs. Sacramento Kings, Feb 28, 2022
 4 vs. Phoenix Suns, Apr 03, 2022
 3 at Denver Nuggets, Mar 02, 2022
 ...4 more at 3.

2-Pt Field Goals Made
 5 at Portland Trail Blazers, Mar 28, 2022
 5 vs. Atlanta Hawks, Mar 30, 2022
 4 vs. Sacramento Kings, Feb 28, 2022
 4 vs. Phoenix Suns, Apr 03, 2022
 3 at Denver Nuggets, Mar 02, 2022
 ...4 more at 3.

2-Pt Field Goals Attempted
 6 vs. Sacramento Kings, Feb 28, 2022
 6 at Portland Trail Blazers, Mar 28, 2022
 6 vs. Atlanta Hawks, Mar 30, 2022
 ...3 more at 6.

3-Pt Field Goals Made
 5 vs. Phoenix Suns, Apr 03, 2022
 2 at San Antonio Spurs, Mar 16, 2022
 1 vs. Sacramento Kings, Feb 28, 2022
 1 vs. Utah Jazz, Mar 06, 2022
 1 vs. Milwaukee Bucks, Mar 08, 2022
 ...3 more at 1.

3-Pt Field Goals Attempted
 6 vs. Phoenix Suns, Apr 03, 2022
 4 vs. Utah Jazz, Mar 06, 2022
 3 vs. Atlanta Hawks, Mar 30, 2022
 2 vs. Sacramento Kings, Feb 28, 2022
 2 at San Antonio Spurs, Mar 16, 2022
 ...2 more at 2.

Free Throws Made
 4 vs. Atlanta Hawks, Mar 30, 2022
 4 vs. Portland Trail Blazers, Apr 05, 2022
 3 vs. Charlotte Hornets, Mar 14, 2022
 2 at Sacramento Kings, Dec 28, 2021
 2 vs. Utah Jazz, Mar 06, 2022
 ...3 more at 2.

Free Throws Attempted
 4 vs. Charlotte Hornets, Mar 14, 2022
 4 vs. Atlanta Hawks, Mar 30, 2022
 4 vs. Portland Trail Blazers, Apr 05, 2022
 3 vs. Orlando Magic, Mar 23, 2022
 ...1 more at 3.

Offensive Rebounds
 5 vs. Utah Jazz, Mar 06, 2022
 5 vs. Portland Trail Blazers, Apr 05, 2022
 4 vs. Memphis Grizzlies, Mar 13, 2022
 3 at Denver Nuggets, Mar 02, 2022
 3 vs. Charlotte Hornets, Mar 14, 2022
 7 vs. Atlanta Hawks, Mar 30, 2022
 7 vs. Portland Trail Blazers, Apr 05, 2022
 5 at Sacramento Kings, Dec 28, 2021
 4 vs. Sacramento Kings, Feb 28, 2022
 4 vs. Utah Jazz, Mar 06, 2022
 ...3 more at 4.

Defensive Rebounds
 12 vs. Portland Trail Blazers, Apr 05, 2022
 9 vs. Utah Jazz, Mar 06, 2022
 9 vs. Atlanta Hawks, Mar 30, 2022
 7 vs. Charlotte Hornets, Mar 14, 2022
 6 vs. Phoenix Suns, Apr 03, 2022
 3 vs. Charlotte Hornets, Mar 14, 2022
 2 at Indiana Pacers, Feb 25, 2022
 2 at Denver Nuggets, Mar 02, 2022
 2 vs. Orlando Magic, Mar 23, 2022
 ...3 more at 2.

Total Rebounds
 12 vs. Portland Trail Blazers, Apr 05, 2022
 9 vs. Utah Jazz, Mar 06, 2022
 9 vs. Atlanta Hawks, Mar 30, 2022
 7 vs. Charlotte Hornets, Mar 14, 2022
 6 vs. Phoenix Suns, Apr 03, 2022
 3 vs. Charlotte Hornets, Mar 14, 2022
 2 at Indiana Pacers, Feb 25, 2022
 2 at Denver Nuggets, Mar 02, 2022
 2 vs. Orlando Magic, Mar 23, 2022
 ...3 more at 2.

Assists
 2 at Portland Trail Blazers, Mar 28, 2022
 1 vs. Minnesota Timberwolves, Mar 04, 2022
 1 vs. Utah Jazz, Mar 06, 2022
 1 vs. Memphis Grizzlies, Mar 13, 2022
 ...1 more at 1.

Steals
 2 at Sacramento Kings, Dec 28, 2021
 2 vs. Utah Jazz, Mar 06, 2022
 2 vs. Milwaukee Bucks, Mar 08, 2022
 ...3 more at 2.

Blocks
 38:55 vs. Portland Trail Blazers, Apr 05, 2022
 34:49 at Portland Trail Blazers, Mar 28, 2022
 32:06 vs. Charlotte Hornets, Mar 14, 2022
 29:39 vs. Detroit Pistons, Apr 01, 2022
 26:08 vs. Atlanta Hawks, Mar 30, 2022

Plus-Minus
 24 vs. Orlando Magic, Mar 23, 2022
 15 vs. Phoenix Suns, Apr 03, 2022
 6 at Orlando Magic, Mar 20, 2022
 5 at San Antonio Spurs, Mar 16, 2022
 4 at Minnesota Timberwolves, Mar 09, 2022
 ...1 more at 4.

Turnovers
 3 vs. Utah Jazz, Mar 06, 2022
 2 at Denver Nuggets, Mar 02, 2022
 2 vs. Memphis Grizzlies, Mar 13, 2022
 2 at San Antonio Spurs, Mar 16, 2022
 ...3 more at 2.

Personal Fouls
 6 vs. Atlanta Hawks, Mar 30, 2022
 5 at Indiana Pacers, Feb 25, 2022
 4 vs. Sacramento Kings, Feb 28, 2022
 4 vs. Memphis Grizzlies, Mar 13, 2022
 4 vs. Orlando Magic, Mar 23, 2022
 5 vs. Sacramento Kings, Feb 28, 2022
 3 vs. Atlanta Hawks, Mar 30, 2022
 3 vs. Phoenix Suns, Apr 03, 2022
 2 at Indiana Pacers, Feb 25, 2022

Points Fast Break
 1 vs. Utah Jazz, Mar 06, 2022
 1 vs. Milwaukee Bucks, Mar 08, 2022
 1 vs. Memphis Grizzlies, Mar 13, 2022
 ...4 more at 1.

Offensive Fouls
 6 vs. Portland Trail Blazers, Apr 05, 2022
 3 vs. Charlotte Hornets, Mar 14, 2022
 3 vs. Orlando Magic, Mar 23, 2022
 3 at Portland Trail Blazers, Mar 28, 2022
 2 at Indiana Pacers, Feb 25, 2022
 ...4 more at 2.

Fouls Drawn
 6 vs. Portland Trail Blazers, Apr 05, 2022
 3 vs. Charlotte Hornets, Mar 14, 2022
 3 vs. Orlando Magic, Mar 23, 2022
 3 at Portland Trail Blazers, Mar 28, 2022
 2 at Indiana Pacers, Feb 25, 2022
 ...4 more at 2.



SHAEDON

Sharpe

GUARD / 6'6" / 200 lbs



ALL AROUND US
 BEHIND EVERY SEASONS T-SHIRT, HAT
 AND BUMPER STICKER YOU SEE IN THE
 TOWN!
 AND THERE IS A LOT OF THEM!
 SOMETHING ABOUT THE TRADITION
 FAN, OR FEELING ABOUT THAT PERSON
 WHO MADE THE RIF CITY FOLK
 AND MORE THAN THAT!
 THERE'S SOMETHING THAT KEEPS THEM
 HERE!
 AND SURELY THAT IS NOT THE ONLY
 STORY THEY HAVE TO TELL!
 SO WHAT ARE THE STORIES BEHIND THE
 PEOPLE THAT MAKE UP THE RIF CITY
 FAMILY TODAY?
 WE'LL TALK ABOUT THAT LATER.

BIRTHDATE 05/30/03
COUNTRY CANADA
PRIOR TO NBA Kentucky

SEASON IN NBA Rookie
WITH TRAIL BLAZERS Rookie

COLLEGE: Was a midyear enrollee at Kentucky in 2021-22 and did not appear in any games.

PERSONAL: Born May 30, 2003 in London, Ontario to parents Julia Bell and Robert Sharpe ... Has two siblings, Nishayne and Amari ... His cousin, Dasan Brown, plays for the MLB's Toronto Blue Jays ... Played for Portland's 2022 NBA Summer League Championship team ... Also played football growing up ... Studied marketing at Kentucky.

SHAEDON SHARPE - NBA SUMMER LEAGUE STATISTICS

SEASON	TEAM	GP	GS	MIN	FG	FGA	FG%	3P	3PA	3P%	FT	FTA	FT%	OR	DR	TOT	A	ST	BS	TO	PF	PTS	PPG
2022-23	POR	1	1	5.6	1	3	.333	0	2	.000	0	0	---	0	0	0	0	0	0	1	0	2	2.0
TOTALS		1	1	5.6	1	3	.333	0	2	.000	0	0	---	0	0	0	0	0	0	1	0	2	2.0



ANFERNEE *Simons*

GUARD / 6'3" / 195 lbs

BIRTHDATE 06/08/99
COUNTRY USA
PRIOR TO NBA IMG Academy

SEASON IN NBA 5th
WITH TRAIL BLAZERS 5th

ALL AROUND US
SEEKING EVERY REASONS T-SHIRT, HAT
AND HUNTER STICKER YOU SEE IN THE
TOWN
AND THERE IS NO COPY OF THE
#1
SOMETHING, A GOOD HONOR, TRADITION
FAN, OR FEELING BROUGHT THAT PERSON
INTO THE RIF CITY TOWN
AND MORE THAN THAT
THERE'S SOMETHING THAT KEEPS THE
HERE!
AND SURELY THAT IS NOT THE ONLY
STORY THEY HAVE TO TELL
SO WHAT ARE THE STORIES BEHIND THE
PEOPLE THAT MAKE UP THE RIF CITY
FAMILY TODAY?
WE DON'T KNOW...

2021-22: In 57 games (30 starts) for the Trail Blazers, averaged career-highs of 17.3 points (44.3% FG, 40.5% 3-PT, 88.8% FT), 2.6 rebounds, 3.9 assists and 0.52 steals in 29.5 minutes per game ... Scored in double figures in 43 games, including 21 games with 20-plus points, seven games with 30-plus points and one game with 40-plus points ... Recorded two double-doubles ... Led the team in scoring on 21 occasions, while leading the team in assists 17 times, steals six times and blocks five times ... After becoming a full-time starter on Jan. 3, Simons averaged 23.4 points (45.6% FG, 42.3% 3-PT, 86.6% FT), 2.7 rebounds and 5.8 assists while making 4.4 three-pointers per game ... Had at least 29 points and made five-plus three-pointers in four straight games from Feb. 9-16, becoming the fifth player in NBA history to have such a streak ... Scored a career-high 43 points (13-21 FG, 9-16 3-PT) to go with seven assists against Atlanta on Jan. 3, making him the youngest player in franchise history to top 40 points in a game (22 years and 209 days old) ... Matched his career high with nine three-pointers made at Minnesota on March 5, finishing with 38 points and becoming the first player in NBA history with multiple games with nine-or-more three-pointers before turning 23 ... Recorded his second career double-double against Brooklyn on Jan. 10, finishing with 23 points and a career-high 11 assists ... Logged his third career double-double with 31 points and 11 assists at Washington on Jan. 15 ... Missed the final 18 games of the season with left knee patellar tendinopathy.

NBA CAREER: In four seasons with the Trail Blazers, has appeared in 211 games (35 starts) while averaging 10.2 points (42.5% FG, 39.2% 3-PT, 83.3% FT), 2.2 rebounds and 2.0 assists in 20.7 minutes per game ... **2020-21:** Played in 64 games in this third season, averaging 7.8 points (41.9% FG, 42.6% 3-PT, 80.7% FT), 2.2 rebounds, 1.4 assists and 17.3 minutes ... Ranked 14th in the NBA in three-point percentage ... Scored in double figures 20 times, including two games of 20-plus points ... Led the Trail Blazers in scoring twice, in steals three times and in blocks four times ... Won the 2021 NBA Slam Dunk Contest at All-Star weekend, becoming the first player in franchise history to win the event ... Made at least two three-pointers in 34 games and at least three three-pointers in 17 contests ... Scored in double figures in seven straight games from Feb. 4 to Feb. 16 ... Scored a season-high 27 points (9-13 FG, 9-9 3-PT) to go with four rebounds, four assists and two steals at Indiana on April 27, connecting on his first nine three-point attempts ... Had 26 points (10-17 FG, 6-10 3-PT) against Oklahoma City on Jan. 25 ... Logged 14 points and eight rebounds at Houston on Jan. 28 ... Scored 15 points to go with three rebounds, a season-high five assists and two blocks at Milwaukee on Feb. 1 ... Again handed out five assists against Charlotte on March 1 ... Missed the season-opener against Utah with a hamstring strain (Dec. 23) ... **2019-20:** Played in 70 games (four starts) for the Trail Blazers while averaging 8.3 points (39.9% FG, 33.2% 3-PT, 82.6% FT), 2.2 rebounds, 1.4 assists and 20.7 minutes ... Scored in double figures 26 times and had two games of 20-plus points ... Led Portland in rebounding once, assists once, steals six times and blocks twice ... Scored in double figures in five straight games from Nov. 2 to Nov. 10 ... Scored a season-high 22 points (7-12 FG, 6-7 3-PT) to go with seven rebounds and one assist at Memphis on Feb. 12 ... Logged the first double-double of his career at Utah on Dec. 26, finishing with 15 points (7-9 FG, 1-3 3-PT) and 10 rebounds ... Had 11 points, six assists and two boards at the Clippers on Dec. 3 ... Had 20 points (8-12 FG, 3-5 3-PT, 1-1 FT), three rebounds, two assists and two steals against Atlanta on Nov. 10 ... Notched 19 points, four rebounds and four assists at Miami on Jan. 5 ... Scored 16 points, connecting on 4-of-7 three-pointers, to go with five rebounds and three assists against the Knicks on Dec. 10 ... **2018-19:** In his rookie season with the Trail Blazers, posted averages of 3.8 points (44.4% FG, 34.5% 3-PT, 56.3% FT), 0.7 rebounds, 0.7 assists and 7.1 minutes in 20 games (one start) ... Scored his first career points against New Orleans on Nov. 1 ... Recorded 37 points (13-21 FG, 7-11 3-PT, 4-6 FT), six rebounds, nine assists and one steal while playing all 48 minutes against Sacramento on April 10 ... With his performance against Sacramento on April 10, Simons became the second rookie in league history to have at least 37 points, six rebounds and nine assists while making at least seven three-pointers ... Simons' 37 points in his first career start matched the most points scored by an NBA player in their first career start since the start of the 1985-86 season ... Made his NBA debut at Houston on Oct. 30 ... Scored nine points (4-5 FG, 1-1 3-PT) in six minutes at Chicago on March 27 ... Had seven points and three rebounds at Minnesota on Nov. 16.

PLAYOFFS: In three postseasons with the Trail Blazers, has appeared in 15 playoff games, averaging 4.7 points (37.9% FG, 50.0% 3-PT, 81.8% FT), 1.8 rebounds, 1.0 assists and 13.4 minutes ... **2021:** Played in six games for Portland against Denver in the first round, averaging 6.5 points (56.0% FG, 61.1% 3-PT), 2.7 rebounds, 0.8 assists and 17.8 minutes ... Had a postseason career-high 14 points (5-6 FG, 4-5 3-PT) to go with four rebounds and two assists in Game 1 ... **2020:** Played in four games for the Trail Blazers during a first round series against the L.A. Lakers, posting averages of 6.8 points (30.8% FG, 42.9% 3-PT, 83.3% FT), 2.8 rebounds, 2.5 assists and 20.5 minutes ... Had 11 points and two assists against the Lakers in Game 2 ... Logged 13 points, five rebounds, two assists and four steals against the Lakers in Game 5 ... **2019:** Appeared in five games for the Trail Blazers during the 2019 postseason, totaling four points and one steal in 12 minutes.

HIGH SCHOOL: Played at IMG Academy in Bradenton Florida as a post-graduate in 2017-18 ... At IMG, posted averages of 22.4 points, 6.7 rebounds and 3.1 assists ... Graduated from Edgewater High School in 2017, where he averaged 23.8 points, 7.2 rebounds, 4.2 assists, 1.8 steals and 0.8 blocks in 20 games as a senior ... Played at Montverde Academy as a junior ... Played for the US Men's National U-19 team in the summer of 2017.

PERSONAL: Born on June 8, 1999 in Longwood, Florida ... Son of Charles and Tameka ... Named after former NBA player, Anfernee "Penny" Hardaway ... Launched his foundation, Be A Light Inc., in July of 2020 to inspire, motivate and educate disadvantaged and at-risk children and young adults ... Had his No. 0 high school jersey retired at Edgewater High School on Oct. 24, 2018.



ANFERNEE SIMONS - NBA REGULAR SEASON STATISTICS

SEASON	TEAM	GP	GS	MIN	FG	FGA	FG%	3PM	3PA	3P%	FT	FTA	FT%	OR	DR	TOT	A	ST	TO	BS	PTS	PPG
2018-19	POR	20	1	141	28	63	.444	10	29	.345	9	16	.563	3	10	13	13	1	11	0	75	3.8
2019-20	POR	70	4	1,449	214	536	.399	75	226	.332	76	92	.826	25	127	152	97	26	61	10	579	8.3
2020-21	POR	64	0	1,104	168	401	.419	120	282	.426	46	57	.807	14	126	140	89	18	43	8	502	7.8
2021-22	POR	57	30	1,681	353	797	.443	179	442	.405	103	116	.888	26	125	151	221	30	115	6	988	17.3
TOTALS		211	35	4,373	763	1,797	.425	384	979	.392	234	281	.833	68	388	456	420	75	230	24	2,144	10.2
AVERAGE		--	--	20.7	3.6	8.5	--	1.8	4.6	--	1.1	1.3	--	0.3	1.8	2.2	2.0	0.4	1.1	0.1	10.2	--

ANFERNEE SIMONS - NBA POSTSEASON STATISTICS

SEASON	TEAM	GP	GS	MIN	FG	FGA	FG%	3PM	3PA	3P%	FT	FTA	FT%	OR	DR	TOT	A	ST	TO	BS	PTS	PPG
2018-19	POR	5	0	12	0	7	.000	0	2	.000	4	5	.800	0	0	0	0	1	0	0	4	0.8
2019-20	POR	4	0	82	8	26	.308	6	14	.429	5	6	.833	1	10	11	10	6	4	0	27	6.8
2020-21	POR	6	0	107	14	25	.560	11	18	.611	0	0	.000	3	13	16	5	2	1	1	39	6.5
TOTALS		15	0	200	22	58	.379	17	34	.500	9	11	.818	4	23	27	15	9	5	1	70	4.7
AVERAGE		--	--	13.3	1.5	3.9	--	1.1	2.3	--	0.6	0.7	--	0.3	1.5	1.8	1.0	0.6	0.3	0.1	4.7	--

SINGLE-GAME HIGHS

Points	43 vs. Atlanta Hawks, Jan 03, 2022 38 at Minnesota Timberwolves, Mar 05, 2022 37 vs. Sacramento Kings, Apr 10, 2019 31 vs. Sacramento Kings, Jan 09, 2022 31 at Washington Wizards, Jan 15, 2022 ...2 more at 31.	Free Throws Attempted	8 vs. Atlanta Hawks, Jan 03, 2022 7 vs. Denver Nuggets, Feb 27, 2022 7 at Minnesota Timberwolves, Mar 05, 2022 6 vs. Sacramento Kings, Apr 10, 2019 6 at LA Clippers, Nov 07, 2019 ...1 more at 6.	Plus-Minus	42 at Indiana Pacers, Apr 27, 2021 26 at Cleveland Cavaliers, May 05, 2021 26 at Milwaukee Bucks, Feb 14, 2022 25 vs. Phoenix Suns, Oct 23, 2021 22 at Utah Jazz, Dec 26, 2019 6 at Toronto Raptors, Jan 23, 2022 6 vs. Minnesota Timberwolves, Jan 25, 2022 5 vs. Milwaukee Bucks, Feb 05, 2022 4 at Chicago Bulls, Nov 25, 2019 4 vs. Indiana Pacers, Jan 26, 2020 ...5 more at 4.
Field Goals Made	13 vs. Sacramento Kings, Apr 10, 2019 13 vs. Atlanta Hawks, Jan 03, 2022 12 at Milwaukee Bucks, Feb 14, 2022 11 at Washington Wizards, Jan 15, 2022 11 at Houston Rockets, Jan 28, 2022 ...4 more at 11.	Offensive Rebounds	3 vs. Sacramento Kings, Apr 10, 2019 3 vs. Los Angeles Lakers, Nov 06, 2021 3 vs. Utah Jazz, Dec 29, 2021 2 vs. Oklahoma City Thunder, Dec 08, 2019 ...11 more at 2.	Turnovers	6 vs. Sacramento Kings, Dec 04, 2019 6 at Oklahoma City Thunder, Feb 16, 2021 5 vs. Oklahoma City Thunder, Dec 08, 2019 5 at Phoenix Suns, Dec 16, 2019 ...6 more at 5.
Field Goals Attempted	25 at Minnesota Timberwolves, Mar 05, 2022 24 vs. Brooklyn Nets, Jan 10, 2022 24 at Milwaukee Bucks, Feb 14, 2022 23 vs. Los Angeles Lakers, Feb 09, 2022 23 vs. New York Knicks, Feb 12, 2022	Defensive Rebounds	9 at Utah Jazz, Dec 26, 2019 8 at Houston Rockets, Jan 28, 2021 6 vs. New Orleans Pelicans, Dec 23, 2019 6 at Golden State Warriors, Jan 01, 2021 6 at Golden State Warriors, Nov 26, 2021 ...2 more at 6.	Personal Fouls	12 at Indiana Pacers, Apr 27, 2021 8 vs. Golden State Warriors, Feb 24, 2022 6 at LA Clippers, Nov 07, 2019 6 at LA Clippers, Dec 03, 2019 6 vs. Los Angeles Lakers, Feb 09, 2022 2 at Phoenix Suns, Dec 16, 2019 2 at Orlando Magic, Mar 26, 2021 2 vs. Sacramento Kings, Jan 09, 2022 1 at San Antonio Spurs, Oct 28, 2019 ...13 more at 1.
2-Pt Field Goals Made	8 vs. Brooklyn Nets, Jan 10, 2022 6 vs. Sacramento Kings, Apr 10, 2019 6 at Utah Jazz, Dec 26, 2019 6 at Miami Heat, Jan 05, 2020 ...5 more at 6.	Total Rebounds	10 at Utah Jazz, Dec 26, 2019 8 at Houston Rockets, Jan 28, 2021 7 at Memphis Grizzlies, Feb 12, 2020 6 vs. Sacramento Kings, Apr 10, 2019 6 vs. Orlando Magic, Dec 20, 2019 ...7 more at 6.	Offensive Fouls	1 vs. Cleveland Cavaliers, Jan 07, 2022 7 vs. Oklahoma City Thunder, Feb 04, 2022 7 vs. Golden State Warriors, Feb 24, 2022 6 vs. Atlanta Hawks, Jan 03, 2022 5 at LA Clippers, Nov 07, 2019 5 vs. New Orleans Pelicans, Feb 21, 2020
2-Pt Field Goals Attempted	13 vs. Brooklyn Nets, Jan 10, 2022 12 vs. Los Angeles Lakers, Dec 28, 2019 12 vs. Los Angeles Lakers, Feb 09, 2022 11 vs. New York Knicks, Feb 12, 2022 10 vs. Sacramento Kings, Apr 10, 2019 ...2 more at 10.	Assists	11 vs. Brooklyn Nets, Jan 10, 2022 11 at Washington Wizards, Jan 15, 2022 9 vs. Sacramento Kings, Apr 10, 2019 8 vs. New York Knicks, Feb 12, 2022 7 vs. Atlanta Hawks, Jan 03, 2022 ...6 more at 7.	Technical Fouls Drawn	
3-Pt Field Goals Made	9 at Indiana Pacers, Apr 27, 2021 9 vs. Atlanta Hawks, Jan 03, 2022 9 at Minnesota Timberwolves, Mar 05, 2022 7 vs. Sacramento Kings, Apr 10, 2019 ...3 more at 7.	Steals	3 vs. New Orleans Pelicans, Feb 21, 2020 3 vs. LA Clippers, Apr 20, 2021 3 at Golden State Warriors, Nov 26, 2021 2 vs. Denver Nuggets, Oct 23, 2019 ...10 more at 2.		
3-Pt Field Goals Attempted	17 at Minnesota Timberwolves, Mar 05, 2022 16 vs. Atlanta Hawks, Jan 03, 2022 16 at Milwaukee Bucks, Feb 14, 2022 14 at Washington Wizards, Jan 15, 2022 14 at Miami Heat, Jan 19, 2022	Blocks	2 vs. Golden State Warriors, Jan 20, 2020 2 vs. Houston Rockets, Dec 26, 2020 2 at Milwaukee Bucks, Feb 01, 2021 1 vs. Philadelphia 76ers, Nov 02, 2019 ...17 more at 1.		
Free Throws Made	8 vs. Atlanta Hawks, Jan 03, 2022 7 at Minnesota Timberwolves, Mar 05, 2022 6 vs. Golden State Warriors, Feb 24, 2022 5 at Memphis Grizzlies, Dec 19, 2021 5 vs. Miami Heat, Jan 05, 2022 ...2 more at 5.	Minutes	48:00 vs. Sacramento Kings, Apr 10, 2019 46:23 vs. Golden State Warriors, Jan 20, 2020 40:23 at Washington Wizards, Jan 15, 2022 40:00 at Minnesota Timberwolves, Mar 05, 2022 39:12 vs. Miami Heat, Jan 05, 2022		



JABARI Walker

FORWARD / 6'8" / 200 lbs

ALL AROUND US
 BEHIND EVERY BEACHES T-SHIRT, HAT
 AND BUMPER STICKER FOR THE
 TOM?
 AND THAT'S HOW OF THE
 SOMETHING TO USE MONEY IN ADDITION
 FAN, OR FEELING BROKE THAT PERSON
 INTO THE RICH CITY FOR
 AND MORE THAN THAT
 THERE'S SOMETHING THAT KEEPS THE
 HERE!
 AND SURELY THAT IS NOT THE ONLY
 STORY THEY HAVE TO TELL
 SO WHAT ARE THE STORIES BEHIND THE
 PEOPLE THAT MAKE UP THE RICH CITY
 FAMILY TODAY?
 WE DON'T KNOW...

BIRTHDATE 07/30/02
COUNTRY USA
PRIOR TO NBA Colorado

SEASON IN NBA Rookie
WITH TRAIL BLAZERS Rookie

COLLEGE: Played in 59 games (33 starts) over two seasons at Colorado, posting averages of 11.5 points (47.9% FG, 39.9% 3-PT, 78.3% FT), 7.2 rebounds and 0.9 assists ... **2021-22:** Started all 33 games he played in as a sophomore, averaging 14.6 points (46.1% FG, 34.6% 3-PT, 78.4% FT), 9.4 rebounds and 1.2 assists in 28.1 minutes per game ... Was an All-Pac-12 Conference First Team selection ... Led the Buffaloes in scoring, rebounding and double-doubles ... Recipient of the Chauncey Billups Award as the Team MVP ... Scored in double figures in 30 games, including five outings with 20-plus points ... Recorded 17 double-doubles ... **2020-21:** Played in 26 games during his freshman campaign, recording averages of 7.6 points (52.6% FG, 52.3% 3-PT, 77.8% FT), 4.3 rebounds and 0.5 assists in 14.2 minutes per game ... Named to the Pac-12 All-Freshman Team ... Scored in double figures in six games, including two games with 20-plus points ... Notched two double-doubles ... Scored 24 points in a NCAA Tournament win over Georgetown on March, shooting 9-of-10 from the field and 5-of-5 from three-point range, both Colorado records for an NCAA Tournament game.

PERSONAL: Born July 30, 2002, in Wichita, Kansas ... Son of Jo Dudley and Samaki Walker ... Played for Portland's 2022 NBA Summer League Championship team ... Father Samaki was a 10-year NBA veteran and a 2002 NBA Champion with the L.A. Lakers ... Has a brother, Dibaji, who played basketball at UMass, and a sister, Sakima, who played basketball at Rutgers ... Plays the saxophone ... Majored in communications at Colorado.

JABARI WALKER - NCAA STATISTICS

SEASON	TEAM	GP	GS	MIN	FG	FGA	FG%	3P	3PA	3P%	FT	FTA	FT%	OR	DR	TOT	AST	ST	BS	TO	PF	PTS	PPG
2020-21	Colorado	26	0	367	70	133	.526	23	44	.523	35	45	.778	34	79	113	13	12	12	28	55	198	7.6
2021-22	Colorado	33	33	926	160	347	.461	36	104	.346	127	162	.784	68	242	310	41	24	22	76	83	483	14.6
CAREER		59	33	1,293	230	480	.479	59	148	.399	162	207	.783	102	321	423	54	36	34	104	138	681	11.5

CURRENT PLAYERS



TRENDON

Watford

FORWARD / 6'8" / 237 lbs

ALL AROUND US
 BEHIND EVERY BEACHED T-SHIRT, HAT
 AND BUMPER STICKER YOU SEE IN THE
 TOWN
 AND THERE'S A LOT OF THEM
 SOMETHING ABOUT THE TRADITION
 FAN, OR FEELING BROUGHT THAT PERSON
 INTO THE CITY FOR
 AND MORE THAN THAT
 THERE'S SOMETHING THAT KEEPS THEM
 HERE
 AND SURELY THAT IS NOT THE ONLY
 STORY THEY HAVE TO TELL
 SO WHAT ARE THE STORIES BEHIND THE
 PEOPLE THAT MAKE UP THE RIF CITY
 FAMILY TODAY
 WE'VE GOT TO MAKE

BIRTHDATE 11/09/00

COUNTRY USA

PRIOR TO NBA Louisiana State

SEASON IN NBA 2nd

WITH TRAIL BLAZERS 2nd

2021-22: Played in 48 games (10 starts) during his rookie season with the Trail Blazers, posting averages of 7.6 points (53.2% FG, 23.7% 3-PT, 75.5% FT), 4.1 rebounds and 1.7 assists ... Led the Trail Blazers in points three times and rebounds twice ... Scored in double figures 14 times, including three games with 20-plus points ... Logged two double-doubles ... Made his NBA debut at Denver on Nov. 14, recording two points and two assists in seven minutes ... Recorded the first double-double of his career at Minnesota on March 5, finishing with 12 points and 14 rebounds ... Scored a season-high 27 points (11-16 FG, 0-2 3-PT, 5-5 FT) to go with six rebounds, three assists and two steals against Washington on March 12.

COLLEGE: Appeared in 59 games (58 starts) over two seasons at LSU, posting averages of 14.9 points (48.4% FG, 29.0% 3-PT, 66.2% FT), 7.3 rebounds, 2.3 assists and 33.0 minutes ... **2020-21:** Averaged 16.3 points, 7.4 rebounds and 2.9 assists in 28 games (all starts) as a sophomore ... Named to the All-SEC First Team ... Had nine games of 20-plus points, including a career-high of 30 points in the SEC Championship Game against Alabama on March 14, 2021 ... Recorded six double-doubles for the season ... Averaged the sixth-most points and fifth-most rebounds in the SEC ... Named to the SEC All-Tournament Team ... **2019-20:** Started 30 of 31 games as a freshman, posting averages of 13.6 points, 7.2 rebounds and 1.7 assists ... Recorded seven double-doubles ... Had eight games of double-digit rebounds ... Ranked 20th in the conference in scoring and sixth in rebounds ... Named to the All-SEC Freshman Team.

PERSONAL: Parents are Ernest and Belinda Watford ... Played for Portland's 2022 NBA Summer League Championship team ... Named MVP of the 2022 NBA Summer League Championship Game and garnered All-Summer League Second Team honors ... Has one brother, Christian, and one sister, Elise ... Christian played for the Indian Hoosiers and in the NBA G League ... Majored in interdisciplinary studies at LSU.

TRENDON WATFORD - NBA REGULAR SEASON STATISTICS

SEASON	TEAM	GP	GS	MIN	FG	FGA	FG%	3PM	3PA	3P%	FT	FTA	FT%	OR	DR	TOT	A	ST	TO	BS	PTS	PPG
2021-22	POR	48	10	869	142	267	.532	9	38	.237	71	94	.755	57	142	199	81	25	44	28	364	7.6
TOTALS		48	10	869	142	267	.532	9	38	.237	71	94	.755	57	142	199	81	25	44	28	364	7.6
AVERAGE		--	--	18.1	3.0	5.6	--	0.2	0.8	--	1.5	2.0	--	1.2	3.0	4.1	1.7	0.5	0.9	0.6	7.6	--



SINGLE-GAME HIGHS

Points 27 vs. Washington Wizards, Mar 12, 2022
 22 at Utah Jazz, Mar 09, 2022
 22 at Atlanta Hawks, Mar 14, 2022
 19 vs. Houston Rockets, Mar 25, 2022
 17 at Indiana Pacers, Mar 20, 2022

Field Goals Made 11 vs. Washington Wizards, Mar 12, 2022
 9 at Atlanta Hawks, Mar 14, 2022
 8 vs. Houston Rockets, Mar 25, 2022
 7 at Indiana Pacers, Mar 20, 2022

Field Goals Attempted 7 vs. Houston Rockets, Mar 26, 2022
 19 at Atlanta Hawks, Mar 14, 2022
 16 vs. Washington Wizards, Mar 12, 2022
 14 at Utah Jazz, Mar 09, 2022
 13 at Indiana Pacers, Mar 20, 2022
 13 vs. Houston Rockets, Mar 25, 2022

2-Pt Field Goals Made 11 vs. Washington Wizards, Mar 12, 2022
 8 vs. Houston Rockets, Mar 25, 2022
 7 at Atlanta Hawks, Mar 14, 2022
 7 vs. Houston Rockets, Mar 26, 2022
 5 at Chicago Bulls, Jan 30, 2022
 ...3 more at 5.

2-Pt Field Goals Attempted 15 at Atlanta Hawks, Mar 14, 2022
 14 vs. Washington Wizards, Mar 12, 2022
 13 vs. Houston Rockets, Mar 25, 2022
 10 at Phoenix Suns, Mar 02, 2022
 10 at Utah Jazz, Mar 09, 2022
 ...1 more at 10.

3-Pt Field Goals Made 2 at Phoenix Suns, Mar 02, 2022
 2 at Atlanta Hawks, Mar 14, 2022
 2 at Indiana Pacers, Mar 20, 2022
 1 at Milwaukee Bucks, Feb 14, 2022
 ...2 more at 1.

3-Pt Field Goals Attempted 4 at Utah Jazz, Mar 09, 2022
 4 at Atlanta Hawks, Mar 14, 2022
 3 at New York Knicks, Mar 16, 2022
 3 at Indiana Pacers, Mar 20, 2022
 2 vs. Orlando Magic, Feb 08, 2022
 ...6 more at 2.

Free Throws Made 9 at Utah Jazz, Mar 09, 2022
 6 at Minnesota Timberwolves, Mar 05, 2022
 5 vs. Golden State Warriors, Feb 24, 2022
 5 vs. Washington Wizards, Mar 12, 2022
 3 at Denver Nuggets, Jan 13, 2022
 ...3 more at 3.

Free Throws Attempted 9 at Utah Jazz, Mar 09, 2022
 8 at Minnesota Timberwolves, Mar 05, 2022
 6 vs. Golden State Warriors, Feb 24, 2022
 6 at Detroit Pistons, Mar 21, 2022
 5 at Denver Nuggets, Jan 13, 2022
 ...2 more at 5.

Offensive Rebounds 5 vs. Houston Rockets, Mar 26, 2022
 4 at Minnesota Timberwolves, Mar 05, 2022
 4 at Atlanta Hawks, Mar 14, 2022
 3 at Toronto Raptors, Jan 23, 2022
 3 at Los Angeles Lakers, Feb 02, 2022
 ...2 more at 3.

Defensive Rebounds 10 at Minnesota Timberwolves, Mar 05, 2022
 8 at Milwaukee Bucks, Feb 14, 2022
 7 at Phoenix Suns, Mar 02, 2022
 6 at New York Knicks, Mar 16, 2022
 6 at Indiana Pacers, Mar 20, 2022

Total Rebounds 14 at Minnesota Timberwolves, Mar 05, 2022
 10 at Milwaukee Bucks, Feb 14, 2022
 10 vs. Houston Rockets, Mar 26, 2022
 9 at Atlanta Hawks, Mar 14, 2022
 8 at New York Knicks, Mar 16, 2022
 ...1 more at 8.

Assists 6 at Phoenix Suns, Mar 02, 2022
 6 vs. Houston Rockets, Mar 25, 2022
 5 at Milwaukee Bucks, Feb 14, 2022
 5 at New York Knicks, Mar 16, 2022
 ...1 more at 5.

Steals 3 at Detroit Pistons, Mar 21, 2022
 2 at Houston Rockets, Jan 28, 2022
 2 vs. Denver Nuggets, Feb 27, 2022
 2 vs. Washington Wizards, Mar 12, 2022
 ...2 more at 2.

Blocks 4 at Atlanta Hawks, Mar 14, 2022
 3 at Chicago Bulls, Jan 30, 2022
 2 at Denver Nuggets, Jan 13, 2022
 2 at Detroit Pistons, Mar 21, 2022
 1 vs. Detroit Pistons, Nov 30, 2021
 ...16 more at 1.

Minutes 38:51 at Atlanta Hawks, Mar 14, 2022
 38:24 vs. Washington Wizards, Mar 12, 2022
 32:25 at Minnesota Timberwolves, Mar 05, 2022
 32:01 at Indiana Pacers, Mar 20, 2022
 31:58 at Brooklyn Nets, Mar 18, 2022

Plus-Minus 14 vs. Miami Heat, Jan 05, 2022
 9 at Toronto Raptors, Jan 23, 2022
 9 vs. Washington Wizards, Mar 12, 2022
 8 vs. Charlotte Hornets, Dec 17, 2021
 6 at Houston Rockets, Jan 28, 2022

Turnovers 6 vs. Houston Rockets, Mar 26, 2022
 4 at Denver Nuggets, Jan 13, 2022
 3 at Brooklyn Nets, Mar 18, 2022
 2 vs. Brooklyn Nets, Jan 10, 2022
 2 at Washington Wizards, Jan 15, 2022
 ...7 more at 2.

Personal Fouls 6 at Washington Wizards, Jan 15, 2022
 6 at Minnesota Timberwolves, Mar 07, 2022
 5 vs. Milwaukee Bucks, Feb 05, 2022
 5 at Phoenix Suns, Mar 02, 2022
 ...3 more at 5.

Points Fast Break 9 vs. Houston Rockets, Mar 25, 2022
 6 vs. Washington Wizards, Mar 12, 2022
 6 at Atlanta Hawks, Mar 14, 2022
 6 vs. San Antonio Spurs, Mar 23, 2022
 5 at Utah Jazz, Mar 09, 2022

Offensive Fouls 2 at Washington Wizards, Jan 15, 2022
 2 vs. Houston Rockets, Mar 26, 2022
 1 at Denver Nuggets, Jan 13, 2022
 1 at Los Angeles Lakers, Feb 02, 2022
 ...8 more at 1.

Fouls Drawn 6 at Utah Jazz, Mar 09, 2022
 5 at Denver Nuggets, Jan 13, 2022
 5 at Minnesota Timberwolves, Mar 05, 2022
 5 at Detroit Pistons, Mar 21, 2022
 4 vs. Milwaukee Bucks, Feb 05, 2022
 ...1 more at 4.



JUSTISE Winslow

FORWARD / 6'6" / 222 lbs



BIRTHDATE 05/26/96

COUNTRY USA

PRIOR TO NBA Duke

SEASON IN NBA 8th

WITH TRAIL BLAZERS 2nd

2021-22: Played in 48 games (11 starts) with the Trail Blazers and Clippers, posting averages of 5.7 points (42.8% FG, 59.1% FT), 4.2 rebounds, 1.8 assists, 0.73 steals and 0.52 blocks in 16.1 minutes per game ... Scored in double figures in 12 games ... Pulled down double-digit rebounds twice ... Logged two double-doubles ... **WITH PORTLAND:** Averaged 10.7 points (40.5% FG, 27.0% 3-PT, 56.0% FT), 6.3 rebounds, 2.9 assists, 1.27 steals and 0.64 blocks in 26.8 minutes per game over 11 games (10 starts) after being acquired by the Trail Blazers on Feb. 4 ... Scored in double figures in six-straight games for Portland from Feb. 8-24 ... Led the Trail Blazers in rebounds once, steals three times and blocks three times ... Scored a season-high 16 points (5-13 FG, 2-3 3-PT, 4-5 FT) to go with seven rebounds, three assists and one steal against Memphis on Feb. 16 ... Missed eight games with right Achilles soreness and 10 games with left calf soreness ... **WITH LA CLIPPERS:** Played in 37 games (one start) for the Clippers, averaging 4.2 points, 3.5 rebounds, 1.4 assists and 0.57 steals in 13.0 minutes per game ... Scored in double figures in consecutive games on Jan. 1 and Jan. 3.

NBA CAREER: Has played in 315 games (117 starts) in seven seasons with Portland, the Clippers, Memphis and Miami, posting career averages of 8.4 points (41.3% FG, 31.5% 3-PT, 63.4% FT), 5.1 rebounds, 2.5 assists, 0.88 steals and 0.40 blocks in 25.8 minutes per game ... **2020-21:** Played in 26 games (one start) for Memphis, averaging 6.9 points (35.2% FG, 57.2% FT), 4.5 rebounds, 1.9 assists and 0.58 steals in 19.5 minutes per game ... Scored in double figures three times, including two games with at least 20 points ... Grabbed double digit rebounds twice ... Recorded one double-double ... Had a season-high 25 points and a career-high-tying 13 rebounds in his first start for the Grizzlies on May 14 vs. Sacramento ... Missed 39 games due to injury, including 27 games with a left hip displacement ... **2019-20:** Made 11 appearances (five starts) for the Heat, averaging 11.3 points (38.8% FG, 66.7% FT), a career-high 6.6 rebounds, 4.0 assists and 0.64 steals in 32.0 minutes per game ... Scored a season-high 27 points to go with seven rebounds and seven assists in the season opener against Memphis on Oct. 23 ... Had 10 points, a career-high-tying 13 rebounds and seven assists on Oct. 26 at Milwaukee ... Was traded by Miami to Memphis in a three-team trade also involving Minnesota on Feb. 6 ... Missed 52 games due to injury and one game due to a pending trade ... **2018-19:** Played in 66 games (52 starts) for Miami, averaging career highs of 12.6 points (43.3% FG, 37.5% 3-PT, 62.8% FT) and 4.3 assists to go with 5.4 rebounds and 1.09 steals in 29.7 minutes per game ... Set career highs in field goals made and attempted, field goal percentage, three-point field goals made and attempted, free throws made and attempted, double-doubles, assists, steals and starts ... Finished second on the team in three-point field goal percentage and minutes played and finished third in double-doubles ... Led the Heat in scoring 10 times, in assists and steals 23 times each, in minutes 10 times, in rebounds seven times and in blocks three times ... Scored in double figures 46 times, including 10 games with 20-plus points ... Scored a career-high 28 points on Dec. 10 at the Lakers while making a career-best six three-pointers (of 10) ... Dished out a career-high 11 assists on Jan. 10 against Boston ... Missed 16 games due to injury, including four games with right hamstring soreness, one game with right ankle soreness, two games with left knee soreness and nine games with a right thigh bruise ... **2017-18:** Averaged 7.8 points (42.4% FG, 38.0% 3-PT, 63.5% FT), 5.4 rebounds, 2.2 assists, 0.79 steals and 0.49 blocks in 24.7 minutes while playing in 68 games (25 starts) for the Heat ... Led the team in blocks 10 times, in rebounds nine times, in steals eight times, in minutes five times and assists three times ... Scored a season-high 18 points on April 4 at Atlanta ... Missed 14 games with a left knee strain ... **2016-17:** Appeared in 18 games (15 starts) in his second season, averaging 10.9 points (35.6% FG, 61.7% FT), 5.2 rebounds, 3.7 assists and 1.50 steals in 34.7 minutes per game ... Led the team in scoring once, in minutes eight times, in steals four times and in rebounds and assists twice each ... Recorded a season-high 23 points while pulling down 13 rebounds to go with four steals on Dec. 22 against the Lakers ... Missed 64 games due to injury, including 16 games with a sore left wrist and the final 48 games of the season due to a right shoulder injury that required surgery on Jan. 5 ... **2015-16:** Played in 78 games (eight starts) as a rookie in Miami, posting averages of 6.4 points (42.2% FG, 27.6% 3-PT, 68.4% FT), 5.2 rebounds, 1.5 assists and 0.87 steals in 28.6 minutes per game ... Earned NBA All-Rookie Second Team honors ... Ranked among NBA rookie leaders in minutes per game (fourth), steals per game (sixth), rebounds per game (ninth), assists per game (14th) and scoring average (14th) ... Led the Heat in games played, becoming the fifth rookie in franchise history to lead the team in games played ... Made his NBA debut on Oct. 28 vs. Charlotte, finishing with five points, seven rebounds and two assists in 26 minutes.

PLAYOFFS: Has made three trips to the NBA Playoffs with Miami and Memphis, owning career postseason averages of 7.3 points (40.5% FG, 32.4% 3-PT, 70.2% FT), 5.1 rebounds and 1.2 assists in 24.1 minutes per game in 19 games (two starts) ... **2021:** Played in one game of Memphis' first round series against Utah, recording one rebound and one assist in three minutes ... **2018:** In five playoff games for the Heat, averaged 9.8 points, 6.6 rebounds and 2.6 assists in 25.0 minutes per game ... Scored a postseason career-high 19 points to go with 10 rebounds, three assists and two blocks in Game 3 of Miami's series against Philadelphia on April 19 ... **2016:** Played in 13 games (two starts) for Miami, averaging 6.9 points (43.2% FG, 70.0% FT), 4.8 rebounds and 0.6 assists in 25.4 minutes per game ... Finished with 14 points, eight rebounds, two steals and two blocks in Miami's Game 7 loss to Toronto in the Eastern Conference Semifinals ... Scored at least eight points in each of the final four games of the series against Toronto.

COLLEGE: Played one season at Duke in 2014-15, helping the Blue Devils win the 2015 NCAA Championship ... Started all 39 games and averaged 12.6 points (48.6% FG, 41.8% 3-PT, 64.1% FT), 6.5 rebounds, 2.1 assists, 1.33 steals and 0.87 blocks in 29.1 minutes per game ... Averaged 14.3 points, 9.3 rebounds, 2.7 assists, 1.50 steals and 1.67 blocks in six NCAA Tournament games ... Named to both the NCAA Final Four All-Tournament Team and the NCAA South Regional All-Tournament Team ... Selected to the All-ACC Freshman Team and earned All-ACC Honorable Mention honors ... Earned a spot on the All-ACC Academic Team ... Was a finalist for the Erving Award, given to the nation's top small forward ... Led the team in three-point percentage and finished second in rebounds, steals, blocks and free throws made ... Ranked third on the team in points, assists and three-point field goals made.

PERSONAL: Son of Robin Davis and Rickie Winslow ... Has three older brothers, Cedrick, Brandon and Josh; and an older sister, Bianca ... Father, Rickie, played collegiately at Houston (1983-87) and was a member of the Phi Slama Jama team that included Hakeem Olajuwon and Clyde Drexler ... Earned gold medals at the 2014 FIBA Americas U18 Championship, 2013 FIBA U19 World Championship and 2012 FIBA U17 World Championship.

ALL ABOUT US
 BEHIND EVERY BEACHED T-SHIRT, HAT
 AND BUMPER STICKER YOU SEE IN THE
 CITY
 AND THERE ARE A LOT OF THEM
 SOMETHING TO LOVE MORE THAN A
 FAN, OR FEELING BOUND BY THE PERSON
 WHO MADE THEM
 AND MORE THAN THAT
 THERE'S SOMETHING THAT KEEPS THEM
 HERE
 AND SURELY THAT IS NOT THE ONLY
 STORY THEY HAVE TO TELL
 SO WHAT ARE THE STORIES BEHIND THE
 PEOPLE THAT MAKE UP THE RIF CITY
 FAMILY TODAY?
 WE'VE GOT YOU COVERED



JUSTISE WINSLOW - NBA REGULAR SEASON STATISTICS

SEASON	TEAM	GP	GS	MIN	FG	FGA	FG%	3PM	3PA	3P%	FT	FTA	FT%	OR	DR	TOT	A	ST	TO	BS	PTS	PPG
2015-16	MIA	78	8	2,232	195	462	.422	32	116	.276	80	117	.684	81	322	403	118	68	95	26	502	6.4
2016-17	MIA	18	15	625	80	225	.356	7	35	.200	29	47	.617	23	71	94	66	26	33	6	196	10.9
2017-18	MIA	68	25	1,680	207	488	.424	49	129	.380	66	104	.635	64	306	370	148	54	77	33	529	7.8
2018-19	MIA	66	52	1,960	324	749	.433	96	256	.375	86	137	.628	63	292	355	282	72	142	19	830	12.6
2019-20	MIA	11	5	352	50	129	.388	6	27	.222	18	27	.667	16	57	73	44	7	24	5	124	11.3
Went from MIA to MEM.																						
2019-20	MEM	0	0	0	0	0	0	0	0	0	0	0	0	0	0	0	0	0	0	0	0	0.0
2019-20	TOT	11	5	352	50	129	.388	6	27	.222	18	27	.667	16	57	73	44	7	24	5	124	11.3
2020-21	MEM	26	1	507	74	210	.352	10	54	.185	20	35	.571	18	100	118	50	15	37	12	178	6.8
2021-22	LAC	37	1	480	63	141	.447	5	29	.172	25	41	.610	30	103	133	52	21	37	18	156	4.2
Went from LAC to POR.																						
2021-22	POR	11	10	295	47	116	.405	10	37	.270	14	25	.560	20	49	69	32	14	12	7	118	10.7
2021-22	TOT	48	11	774	110	257	.428	15	66	.227	39	66	.591	50	152	202	84	35	49	25	274	5.7
TOTALS		315	117	8,129	1,040	2,520	.413	215	683	.315	338	533	.634	315	1,300	1,615	792	277	457	126	2,633	8.4
AVERAGE		--	--	25.8	3.3	8.0	--	0.7	2.2	--	1.1	1.7	--	1.0	4.1	5.1	2.5	0.9	1.5	0.4	8.4	--

JUSTISE WINSLOW - NBA POSTSEASON STATISTICS

SEASON	TEAM	GP	GS	MIN	FG	FGA	FG%	3PM	3PA	3P%	FT	FTA	FT%	OR	DR	TOT	A	ST	TO	BS	PTS	PPG
2015-16	MIA	13	2	330	32	74	.432	5	18	.278	21	30	.700	17	46	63	8	8	12	4	90	6.9
2017-18	MIA	5	0	125	15	42	.357	7	19	.368	12	17	.706	7	26	33	13	4	8	4	49	9.8
2020-21	MEM	1	0	3	0	0	.000	0	0	.000	0	0	.000	0	1	1	1	0	0	0	0	0.0
TOTALS		19	2	455	47	116	.405	12	37	.324	33	47	.702	24	73	97	22	12	20	8	139	7.3
AVERAGE		--	--	23.9	2.5	6.1	--	0.6	1.9	--	1.7	2.5	--	1.3	3.8	5.1	1.2	0.6	1.1	0.4	7.3	--

SINGLE-GAME HIGHS

Points	28 at Los Angeles Lakers, Dec 10, 2018 27 at Cleveland Cavaliers, Jan 25, 2019 27 vs. Memphis Grizzlies, Oct 23, 2019 26 vs. Memphis Grizzlies, Jan 12, 2019 25 vs. Sacramento Kings, May 14, 2021	Free Throws Attempted	10 vs. Minnesota Timberwolves, Nov 17, 2015 9 vs. Memphis Grizzlies, Oct 23, 2019 8 vs. Boston Celtics, Dec 18, 2016 8 at Chicago Bulls, Nov 23, 2018 8 at LA Clippers, Dec 08, 2018 ...1 more at 8.	Plus-Minus	29 vs. Indiana Pacers, Feb 22, 2016 28 vs. New York Knicks, Nov 23, 2015 28 at LA Clippers, Dec 08, 2018 28 at Orlando Magic, Dec 23, 2018 ...2 more at 28.
Field Goals Made	11 at Los Angeles Lakers, Dec 10, 2018 11 vs. Cleveland Cavaliers, Dec 28, 2018 11 at Cleveland Cavaliers, Jan 25, 2019 10 vs. Los Angeles Lakers, Dec 22, 2016 ...2 more at 10.	Offensive Rebounds	6 at Atlanta Hawks, Nov 03, 2018 5 at Boston Celtics, Apr 13, 2016 5 at Sacramento Kings, Feb 08, 2019 4 vs. Golden State Warriors, Feb 24, 2016 4 at Boston Celtics, Dec 30, 2016 ...8 more at 4.	Turnovers	6 vs. Minnesota Timberwolves, Nov 17, 2015 6 vs. Atlanta Hawks, Nov 27, 2018 5 vs. Boston Celtics, Dec 18, 2016 5 at Atlanta Hawks, Nov 03, 2018 4 vs. Boston Celtics, Nov 30, 2015 ...16 more at 4.
Field Goals Attempted	21 vs. Cleveland Cavaliers, Dec 28, 2018 21 vs. Memphis Grizzlies, Oct 23, 2019 20 at Los Angeles Lakers, Dec 10, 2018 19 vs. Sacramento Kings, May 14, 2021 18 at Toronto Raptors, Nov 04, 2016 ...2 more at 18.	Defensive Rebounds	13 at New York Knicks, Feb 28, 2016 11 at Dallas Mavericks, Feb 13, 2019 11 vs. Sacramento Kings, May 14, 2021 10 vs. Minnesota Timberwolves, Nov 17, 2015 10 vs. Los Angeles Lakers, Dec 22, 2016 ...5 more at 10.	Personal Fouls	6 at Sacramento Kings, Mar 14, 2018 6 at Philadelphia 76ers, Feb 21, 2019 6 vs. Milwaukee Bucks, Mar 04, 2021 5 at Indiana Pacers, Nov 06, 2015 ...17 more at 5.
2-Pt Field Goals Made	11 vs. Cleveland Cavaliers, Dec 28, 2018 10 vs. Los Angeles Lakers, Dec 22, 2016 9 vs. Memphis Grizzlies, Oct 23, 2019 7 vs. Denver Nuggets, Mar 14, 2016 7 at Orlando Magic, Oct 26, 2016 ...6 more at 7.	Total Rebounds	13 at New York Knicks, Feb 28, 2016 13 vs. Los Angeles Lakers, Dec 22, 2016 13 at Portland Trail Blazers, Mar 12, 2018 ...2 more at 13.	Points Fast Break	9 vs. Sacramento Kings, May 14, 2021 7 vs. LA Clippers, Feb 25, 2021 6 at Washington Wizards, Mar 06, 2018 6 at Phoenix Suns, Dec 07, 2018 6 at Boston Celtics, Jan 21, 2019 2 vs. LA Clippers, Jan 23, 2019 2 at LA Clippers, Apr 21, 2021 1 vs. Boston Celtics, Oct 28, 2017 1 at Minnesota Timberwolves, Nov 24, 2017 ...26 more at 1.
2-Pt Field Goals Attempted	19 vs. Memphis Grizzlies, Oct 23, 2019 17 vs. Cleveland Cavaliers, Dec 28, 2018 16 at Toronto Raptors, Nov 04, 2016 16 vs. Orlando Magic, Dec 20, 2016 16 at Toronto Raptors, Dec 03, 2019	Assists	11 vs. Boston Celtics, Jan 10, 2019 10 vs. Washington Wizards, Jan 04, 2019 9 at LA Clippers, Dec 08, 2018 9 vs. Cleveland Cavaliers, Mar 08, 2019 8 at Atlanta Hawks, Nov 03, 2018 ...1 more at 8.	Offensive Fouls	2 vs. LA Clippers, Jan 23, 2019 2 at LA Clippers, Apr 21, 2021 1 vs. Boston Celtics, Oct 28, 2017 1 at Minnesota Timberwolves, Nov 24, 2017 ...26 more at 1.
3-Pt Field Goals Made	6 at Los Angeles Lakers, Dec 10, 2018 4 at Brooklyn Nets, Dec 09, 2017 4 at Phoenix Suns, Dec 07, 2018 4 vs. Memphis Grizzlies, Jan 12, 2019 ...4 more at 4.	Steals	4 vs. Indiana Pacers, Feb 22, 2016 4 vs. Chicago Bulls, Nov 10, 2016 4 vs. Boston Celtics, Dec 18, 2016 ...6 more at 4.	Technical Fouls	1 vs. Boston Celtics, Dec 18, 2016 1 vs. Charlotte Hornets, Jan 27, 2018 1 vs. Los Angeles Lakers, Mar 01, 2018 ...6 more at 1.
3-Pt Field Goals Attempted	10 at Los Angeles Lakers, Dec 10, 2018 9 at Golden State Warriors, Feb 10, 2019 7 at LA Clippers, Dec 08, 2018 7 at Detroit Pistons, Jan 18, 2019 7 vs. Golden State Warriors, Feb 27, 2019 ...2 more at 7.	Blocks	3 vs. Charlotte Hornets, Jan 27, 2018 3 at Charlotte Hornets, Jan 30, 2022 2 vs. Atlanta Hawks, Jan 31, 2016 2 vs. Golden State Warriors, Feb 24, 2016 ...21 more at 2.	Fouls Drawn	6 at LA Clippers, Dec 08, 2018 6 vs. Memphis Grizzlies, Oct 23, 2019 5 at Utah Jazz, Nov 10, 2017 5 at Milwaukee Bucks, Oct 26, 2019 ...1 more at 5.
Free Throws Made	7 at Orlando Magic, Jan 26, 2022 6 at LA Clippers, Dec 08, 2018 6 at Boston Celtics, Jan 21, 2019 6 vs. Memphis Grizzlies, Oct 23, 2019 5 vs. Minnesota Timberwolves, Nov 17, 2015 ...3 more at 5.	Minutes	46:09 vs. Orlando Magic, Dec 20, 2016 42:42 at Minnesota Timberwolves, Oct 27, 2019 42:37 at Toronto Raptors, Mar 12, 2016 42:11 vs. Los Angeles Lakers, Dec 22, 2016 40:47 at Toronto Raptors, Jan 22, 2016	Player Efficiency	31.0 vs. Los Angeles Lakers, Dec 22, 2016 24.0 vs. Indiana Pacers, Feb 22, 2016 23.0 vs. Chicago Bulls, Nov 10, 2016 22.0 at Brooklyn Nets, Jan 26, 2016 21.0 at Chicago Bulls, Jan 25, 2016

trail blazers

FOUNDATION



The Trail Blazers are dedicated to positively impacting the lives of individuals from communities that have been historically underserved or marginalized with a focus on where youth live, learn, and play.



The Trail Blazers Foundation gives grants and scholarships to nonprofits, schools, and students



The Foundation is funded via revenue from Trail Blazers license plate sales, 5050 raffle, proceeds from the Game Day Poster Series and other retail programs, auctions, and generous contributions from fans and employees.



During the 2021-22 season, Trail Blazers Inc. and the Trail Blazers Foundation donated \$2.062 million dollars to support nonprofits across Oregon and SW Washington.





COMMUNITY PROGRAMS 21-22 SEASON RECAP

During the 2021-22 season, Trail Blazers Inc. and the Trail Blazers Foundation gave unprecedented resources to nonprofits supporting historically underserved or marginalized communities across Oregon and SW Washington.



\$2.062 million dollars donated including:
\$263,190 raised in 5050 raffle jackpots
\$489,874 in revenue generated by license plate sales



More than 34,000 tickets donated, valued at more than \$700,000



More than 21,000 autographed and giveaway items donated



257 alumni and ambassador appearances



142 community events for Blaze the Trail Cat



29 player appearances connecting with more than 800 youth and their family members



28 community events with performance teams

DIVERSITY, EQUITY AND INCLUSION STATEMENT

Rip City brings people together to create lasting memories through the power of sports and entertainment. Our organization has an opportunity and responsibility to positively impact our staff, players, fans, and community. As such, we are committed to advancing diversity, equity, and inclusion within our organization and our community, which includes:

- Providing a safe and welcoming environment that champions differences and embraces the respectful open expression of ideas that are free from hateful, racist, profane, violent or harassing behaviors or comments.
- Ensuring that our policies, practices and programs consider and seek to address societal inequities that disproportionately impact specific groups.
- Utilizing our platform and resources to positively impact people throughout our community who have been underserved.
- Cultivating a staff that reflects the community we serve and an inclusive culture where multiple perspectives are valued.

We ask that you join us in this journey, and that you continue to advance this work within your own sphere of influence. We are all in this together—after all, we are all part of Rip City.



[TRAILBLAZERS.COM/DEI](https://trailblazers.com/dei)



WE ARE COMMITTED TO AMPLIFYING THE VOICES OF THOSE WHO HAVE NOT BEEN HEARD.



THE PORTLAND TRAIL BLAZERS ARE COMMITTED TO FIGHTING FOR RACIAL JUSTICE. CORPORATE CITIZENSHIP REFERS TO A COMPANY'S RESPONSIBILITIES TO SOCIETY. THE GOAL IS TO PRODUCE HIGHER STANDARDS OF LIVING AND QUALITY OF LIFE FOR THE COMMUNITIES IN WHICH THEY RESIDE.

We take very seriously our responsibility to leverage our position, platform, resources, and influence to create the safe secure quality of life we all deserve. We are committed to doing all we can to move us toward a more just and equitable society.

OUR COMMITMENT:

- Continue to strengthen and structure our organization to combat institutional and systemic racism within our company and across the sports industry.
- Boldly utilize our platform to amplify the voices within our company and the community that are leading racial justice work.
- Financially invest in community-based nonprofit organizations that are doing the hard work to fight for equity.
- Lastly, we encourage all of our fans and supporters to stand with us and use their voices for positive change and impact in their communities.

Please visit trailblazers.com/justice for more information

TRAIL BLAZERS *Ambassadors*

Portland Trail Blazers ambassadors engage in our community efforts by participating in important events, supporting local causes and celebrating and promoting our fantastic partners.



BILL SCHONELY

Bill Schonely, also known as The Schonz and Mr. Rip City, was approached by Trail Blazers Co-Founder Harry Glickman in 1970 to assemble a radio network for the Blazers. One of Schonely's most memorable moments in Trail Blazers history is coining the phrase "Rip City" during a game against the Los Angeles Lakers in 1970-71. Schonely has been recognized by various organizations for broadcasting. In 2002, he was inducted into the Oregon Sports Hall of Fame and in 2012, he was awarded the Curt Gowdy Media Award from the Basketball Hall of Fame.



BRIAN GRANT

Brian Grant played 12 NBA seasons with Sacramento, Portland, Miami, LA Lakers and Phoenix from 1994-2006. Grant is known throughout Portland and other cities for his contributions to the community. During his time in the NBA, Grant started his own foundation to assist seriously ill children and their families and underserved youth. It was due to his generosity and selflessness, that Grant was awarded the J. Walter Kennedy Citizenship Award in 1999. In 2010, after being diagnosed with Parkinson's disease, Grant recreated the Brian Grant Foundation to empower people with Parkinson's disease to live unique and fulfilling lives.



BOB GROSS

Bob Gross was born on August 3, 1953 in San Pedro, California. He attended Seattle University and played on their men's basketball team from 1971-72. The following year he attended Long Beach State and played for their men's basketball team from 1973-75 before being drafted by the Portland Trail Blazers in the 1975 NBA Draft. Gross was part of the 1977 Portland Trail Blazers NBA Championship team and was awarded NBA All-Defensive Second Team honors in 1978. Gross's number 30 jersey was retired on December 18, 2008 by the Portland Trail Blazers. He is one of 11 players to have his number retired by the Blazers.

For more information on the Trail Blazers Ambassadors and Alumni program, please visit trailblazers.com/ambassadors-and-alumni



The Rip City Kids Club is a **FREE** membership program for the young Trail Blazers fan in your life to stay connected to all things Rip City Kids. Through our easy-to-use Kids Club Headquarters, your family can access exclusive content, giveaways, prizes, discounts and events!

LEARN MORE AND SIGN UP AT
ripcitykidscub.com

DO YOU KNOW THE STORY OF HOW RIP
CITY CAME TO BE.

IS THIS A HISTORY OF WHICH WE ARE
VERY PROUD.

WHAT IS RIP CITY AT THIS MOMENT
IN TIME?

DO WE BEGIN WHAT FEELS LIKE A NEW
CHAPTER?

IS THE LONG, HARD JOURNEY TO WEARING
THE UNIFORM IS ALWAYS GOING TO
BE A STORY WORTH HEARING.

ARE THERE SO MANY MORE STORIES
ALL AROUND US.

DOES EVERY BLAZERS T-SHIRT, HAT,
OR EVERY STICKER YOU SEE IN THIS
TOWN

AND THERE ARE A LOT OF THEM

GOING TO SOME MOMENT, TRADITION,
OR FEELING BROUGHT THAT PERSON
INTO THE RIP CITY FOLD

AND MORE THAN THAT

IS THERE SOMETHING THAT KEEPS THEM
HERE

IS IT SURELY THAT IS NOT THE ONLY
STORY THEY HAVE TO TELL

WHAT ARE THE STORIES BEHIND THE
PEOPLE THAT MAKE UP THE RIP CITY
FAMILY TODAY?

WHAT DO WE WANT TO ASK.

2021-22

Season in Review





EASTERN CONFERENCE

SOUTHEAST

	DIV	GAMES	W-L	PCT	GB	CONF	DIV	HOME	AWAY	LEAGUE	CONF
Miami Heat	1	82	53-29	.646	0	35-17	13-3	29-12	24-17	4	1
Atlanta Hawks	2	82	43-39	.524	10.0	26-26	9-7	27-14	16-25	16	9
Charlotte Hornets	3	82	43-39	.524	10.0	27-25	8-8	22-19	21-20	17	10
Washington Wizards	4	82	35-47	.427	18.0	24-28	7-9	21-20	14-27	21	12
Orlando Magic	5	82	22-60	.268	31.0	12-40	3-13	12-29	10-31	29	15

ATLANTIC

	DIV	GAMES	W-L	PCT	GB	CONF	DIV	HOME	AWAY	LEAGUE	CONF
Boston Celtics	1	82	51-31	.622	2.0	33-19	9-7	28-13	23-18	6	2
Philadelphia 76ers	2	82	51-31	.622	2.0	32-20	6-10	24-17	27-14	8	4
Toronto Raptors	3	82	48-34	.585	5.0	30-22	10-6	24-17	24-17	11	5
Brooklyn Nets	4	82	44-38	.537	9.0	31-21	10-6	20-21	24-17	15	7
New York Knicks	5	82	37-45	.451	16.0	22-30	5-11	17-24	20-21	19	11

CENTRAL

	DIV	GAMES	W-L	PCT	GB	CONF	DIV	HOME	AWAY	LEAGUE	CONF
Milwaukee Bucks	1	82	51-31	.622	2.0	33-19	12-4	27-14	24-17	7	3
Chicago Bulls	2	82	46-36	.561	7.0	29-23	10-6	27-14	19-22	12	6
Cleveland Cavaliers	3	82	44-38	.537	9.0	27-25	10-6	25-16	19-22	14	8
Indiana Pacers	4	82	25-57	.305	28.0	11-41	2-14	16-25	9-32	26	13
Detroit Pistons	5	82	23-59	.280	30.0	18-34	6-10	13-28	10-31	28	14

WESTERN CONFERENCE

PACIFIC

	DIV	GAMES	W-L	PCT	GB	CONF	DIV	HOME	AWAY	LEAGUE	CONF
Phoenix Suns	1	82	64-18	.780	0	39-13	10-6	32-9	32-9	1	1
Golden State Warriors	2	82	53-29	.646	11.0	33-19	12-4	31-10	22-19	3	3
LA Clippers	3	82	42-40	.512	22.0	26-26	9-7	25-16	17-24	18	8
Los Angeles Lakers	4	82	33-49	.402	31.0	18-34	3-13	21-20	12-29	23	11
Sacramento Kings	5	82	30-52	.366	34.0	20-32	6-10	16-25	14-27	24	12

SOUTHWEST

	DIV	GAMES	W-L	PCT	GB	CONF	DIV	HOME	AWAY	LEAGUE	CONF
Memphis Grizzlies	1	82	56-26	.683	8.0	36-16	11-5	30-11	26-15	2	2
Dallas Mavericks	2	82	52-30	.634	12.0	36-16	14-2	29-12	23-18	5	4
New Orleans Pelicans	3	82	36-46	.439	28.0	25-27	6-10	19-22	17-24	20	9
San Antonio Spurs	4	82	34-48	.415	30.0	24-28	6-10	16-25	18-23	22	10
Houston Rockets	5	82	20-62	.244	44.0	11-41	3-13	11-30	9-32	30	15

NORTHWEST

	DIV	GAMES	W-L	PCT	GB	CONF	DIV	HOME	AWAY	LEAGUE	CONF
Utah Jazz	1	82	49-33	.598	15.0	33-19	15-1	29-12	20-21	9	5
Denver Nuggets	2	82	48-34	.585	16.0	29-23	6-10	23-18	25-16	10	6
Minnesota Timberwolves	3	82	46-36	.561	18.0	32-20	12-4	26-15	20-21	13	7
Portland Trail Blazers	4	82	27-55	.329	37.0	11-41	1-15	17-24	10-31	25	13
Oklahoma City Thunder	5	82	24-58	.293	40.0	17-35	6-10	12-29	12-29	27	14

2020-21 GAME-BY-GAME STATS



DATE	OPPONENT	W/L	FG	FGA	PCT	3FG	3FGA	PCT	FT	FTA	PCT	OR	DR	REB	AST	PF	ST	TO	BS	PTS
10/20	Sacramento	L	45	93	0.484	12	35	0.343	19	22	0.864	9	40	49	25	22	5	13	5	121
10/23	Phoenix	W	51	94	0.543	21	50	0.420	11	17	0.647	8	40	48	24	15	8	9	5	134
10/25	at LA Clippers	L	32	85	0.376	8	37	0.216	14	18	0.778	7	40	47	15	18	11	30	4	86
10/27	Memphis	W	39	84	0.464	15	36	0.417	23	31	0.742	13	35	48	22	20	11	14	6	116
10/29	LA Clippers	W	41	98	0.418	19	41	0.463	10	16	0.625	16	47	63	21	19	8	14	6	111
10/31	at Charlotte	L	43	97	0.443	17	54	0.315	10	11	0.909	15	32	47	30	18	4	12	5	113
11/1	at Philadelphia	L	40	84	0.476	12	34	0.353	11	18	0.611	13	32	45	21	15	5	15	2	103
11/3	at Cleveland	L	40	90	0.444	13	37	0.351	11	17	0.647	10	29	39	24	19	12	9	6	104
11/5	Indiana	W	40	82	0.488	17	39	0.436	13	15	0.867	6	36	42	27	15	7	14	4	110
11/6	LA Lakers	W	36	95	0.379	15	55	0.273	18	24	0.750	12	40	52	22	21	14	12	7	105
11/9	at LA Clippers	L	43	91	0.473	14	37	0.378	9	12	0.750	9	34	43	29	15	6	10	5	109
11/10	at Phoenix	L	44	91	0.484	7	30	0.233	14	16	0.875	14	32	46	24	21	5	16	2	109
11/12	at Houston	W	34	87	0.391	11	36	0.306	25	31	0.806	11	41	52	21	27	10	14	4	104
11/14	at Denver	L	35	80	0.438	13	39	0.333	12	13	0.923	8	28	36	22	15	8	13	4	95
11/15	Toronto	W	46	82	0.561	16	36	0.444	10	14	0.714	7	32	39	25	15	6	14	7	118
11/17	Chicago	W	37	84	0.440	11	31	0.355	27	28	0.964	12	32	44	26	19	10	17	5	112
11/20	Philadelphia	W	40	80	0.500	15	34	0.441	23	23	1.000	5	33	38	23	21	6	13	7	118
11/23	Denver	W	45	88	0.511	15	39	0.385	14	20	0.700	12	31	43	25	18	12	9	7	119
11/24	at Sacramento	L	44	94	0.468	12	38	0.316	21	25	0.840	13	30	43	27	26	9	15	1	121
11/26	at Golden State	L	36	86	0.419	13	38	0.342	18	23	0.783	7	30	37	23	13	7	10	2	103
11/29	at Utah	L	42	91	0.462	11	31	0.355	12	17	0.706	12	30	42	19	18	1	9	3	107
11/30	Detroit	W	41	96	0.427	14	42	0.333	14	18	0.778	10	33	43	24	22	8	11	5	110
12/2	San Antonio	L	29	82	0.354	12	34	0.353	13	17	0.765	8	33	41	19	20	8	18	6	83
12/4	Boston	L	42	89	0.472	8	29	0.276	25	32	0.781	9	23	32	22	21	7	9	2	117
12/6	LA Clippers	L	35	79	0.443	5	22	0.227	15	20	0.750	7	38	45	16	19	6	18	6	90
12/8	at Golden State	L	33	80	0.413	8	30	0.267	20	28	0.714	7	35	42	24	24	5	16	3	94
12/12	Minnesota	L	37	81	0.457	18	48	0.375	19	28	0.679	12	33	45	25	25	9	19	8	111
12/14	Phoenix	L	40	96	0.417	13	41	0.317	14	22	0.636	12	36	48	23	18	7	14	3	107
12/15	Memphis	L	31	82	0.378	15	38	0.395	26	28	0.929	5	33	38	18	21	9	15	6	103
12/17	Charlotte	W	44	85	0.518	21	47	0.447	16	18	0.889	7	34	41	27	20	7	17	6	125
12/19	at Memphis	W	35	74	0.473	11	32	0.344	24	28	0.857	9	42	51	17	18	4	25	9	105
12/21	at New Orleans	L	35	78	0.449	13	34	0.382	14	19	0.737	7	24	31	18	17	12	11	4	97
12/27	Dallas	L	35	82	0.427	12	40	0.300	35	42	0.833	8	25	33	19	28	4	11	5	117
12/29	Utah	L	37	88	0.420	14	40	0.350	17	24	0.708	11	34	45	23	28	6	11	3	105
12/31	at LA Lakers	L	36	102	0.353	12	42	0.286	22	27	0.815	21	33	54	19	22	4	9	2	106
1/3	Atlanta	W	47	89	0.528	18	41	0.439	24	28	0.857	12	29	41	29	19	10	10	3	136
1/5	Miami	L	33	78	0.423	15	38	0.395	28	36	0.778	8	28	36	18	23	8	6	4	109
1/7	Cleveland	L	37	92	0.402	16	35	0.457	11	19	0.579	16	35	51	22	19	8	12	5	101
1/9	Sacramento	W	37	88	0.420	17	40	0.425	12	15	0.800	10	38	48	26	23	6	17	5	103
1/10	Brooklyn	W	40	86	0.465	15	38	0.395	19	26	0.731	11	36	47	23	17	8	15	9	114
1/13	at Denver	L	39	86	0.453	13	40	0.325	17	28	0.607	11	23	34	28	18	11	15	5	108
1/15	at Washington	W	39	85	0.459	13	39	0.333	24	35	0.686	8	31	39	19	25	13	13	2	115
1/17	at Orlando	W	37	90	0.411	7	34	0.206	17	18	0.944	11	44	55	20	17	9	17	8	98
1/19	at Miami	L	33	81	0.407	14	46	0.304	12	16	0.750	10	33	43	19	22	7	18	6	92
1/21	at Boston	W	36	76	0.474	16	33	0.485	21	30	0.700	7	35	42	20	21	6	13	4	109
1/23	at Toronto	W	45	85	0.529	18	32	0.563	6	13	0.462	10	37	47	31	17	8	22	7	114
1/25	Minnesota	L	37	94	0.394	16	41	0.390	17	20	0.850	15	35	50	26	24	4	14	2	107
1/26	Dallas	L	42	82	0.512	14	38	0.368	14	23	0.609	3	35	38	27	21	4	9	1	112
1/28	at Houston	W	46	81	0.568	17	39	0.436	16	20	0.800	4	30	34	20	24	10	15	4	125
1/30	at Chicago	L	43	83	0.518	18	39	0.462	12	16	0.750	5	31	36	23	12	4	12	3	116
1/31	at Oklahoma City	L	34	81	0.420	7	38	0.184	6	8	0.750	6	35	41	18	20	7	15	6	81
2/2	at LA Lakers	L	35	98	0.357	14	42	0.333	10	19	0.526	18	37	55	23	28	11	13	3	94
2/4	Oklahoma City	L	40	101	0.396	6	33	0.182	7	10	0.700	17	36	53	18	18	7	12	4	93
2/5	Milwaukee	L	41	85	0.482	14	45	0.311	12	21	0.571	9	29	38	25	18	6	16	6	108
2/8	Orlando	L	32	91	0.352	11	38	0.289	20	26	0.769	17	33	50	21	12	9	13	5	95
2/9	LA Lakers	W	42	89	0.472	10	32	0.313	13	16	0.813	11	30	41	26	15	15	11	3	107
2/12	New York	W	40	84	0.476	15	40	0.375	17	20	0.850	9	42	51	29	26	3	17	2	112
2/14	at Milwaukee	W	45	99	0.455	18	43	0.419	14	19	0.737	14	44	58	30	19	8	14	6	122
2/16	at Memphis	W	43	85	0.506	13	32	0.406	24	32	0.750	13	30	43	23	27	6	12	5	123
2/24	Golden State	L	31	79	0.392	9	35	0.257	24	29	0.828	6	25	31	16	29	5	18	4	95
2/27	Denver	L	34	91	0.374	6	36	0.167	18	26	0.692	11	31	42	22	25	12	15	3	92
3/2	at Phoenix	L	30	78	0.385	11	31	0.355	19	25	0.760	5	30	35	22	23	10	19	2	90
3/5	at Minnesota	L	40	85	0.471	16	38	0.421	25	30	0.833	11	30	41	24	23	5	16	1	121
3/7	at Minnesota	L	23	83	0.277	7	28	0.250	28	38	0.737	8	34	42	11	30	10	18	5	81
3/9	at Utah	L	29	89	0.326	9	36	0.250	18	22	0.818	9	27	36	19	23	4	10	2	85
3/12	Washington	W	48	93	0.516	11	30	0.367	20	22	0.909	12	31	43	21	21	10	11	3	127
3/14	at Atlanta	L	44	88	0.500	10	24	0.417	15	21	0.714	11	45	56	25	4	21	9	113	
3/16	at New York	L	40	91	0.440	11	34	0.324	7	14	0.500	10	31	41	26	31	1	12	3	98
3/18	at Brooklyn	L	48	96	0.500	13	35	0.371	14	24	0.583	17	20	37	29	26	14	14	4	123
3/20	at Indiana	L	38	81	0.469	9	33	0.273	13	18	0.722	10	22	32	23	19	10	18	3	98
3/21	at Detroit	W	37	88	0.420	8	28	0.286	37	49	0.755	17	30	47	22	26	15	9	7	119
3/23	San Antonio	L	36	94	0.383	7	26	0.269	17	18	0.944	12	31	43	18	21	5	18	5	96
3/25	Houston	L	43	85	0.506	3	20	0.150	17	23	0.739	13	25	38	28	21	6	17	3	106
3/26	Houston	L	37	93	0.398	12	40	0.300	12	17	0.706	21	30	51	21	19	14	23	4	98
3/28	Oklahoma City	L	51	112	0.455	20	50	0.400	9	13	0.692	19	28	47	28	23	17	11	5	131
3/30	New Orleans	L	39	85	0.459	14	42	0.333	15	18	0.833	13	28	41	30	2				

2020-21 GAME-BY-GAME STATS



DATE	OPPONENT	H-R	W-L	SCORE	HOME	ROAD	TOTAL	TRAIL BLAZERS	TRAIL BLAZERS	TRAIL BLAZERS	TRAIL BLAZERS	OPPONENT	PT	ATTEND	
				POR-OPP	RECORD	RECORD	RECORD	HI SCORER	PT	HI REBR	RB	HI ASSISTS	AST	HI SCORER	
10/20/2021	Kings	H	L	121-124	0-1	0-0	0-1	C. McCollum	34	J. Nurkic	14	D. Lillard	11	H. Barnes	36
10/23/2021	Suns	H	W	134-105	1-1	0-0	1-1	C. McCollum	28	J. Nurkic	12	D. Lillard	8	D. Booker	21
10/25/2021	at Clippers	R	L	86-116	1-1	0-1	1-2	C. McCollum	20	J. Nurkic	10	C. McCollum	4	L. Kennard	23
10/27/2021	Grizzlies	H	W	116-96	2-1	0-1	2-2	C. McCollum	25	J. Nurkic	8	D. Lillard	10	D. Bane	19
10/29/2021	Clippers	H	W	111-92	3-1	0-1	3-2	D. Lillard	25	J. Nurkic	17	D. Lillard	6	P. George	42
10/31/2021	at Hornets	R	L	113-125	3-1	0-2	3-3	C. McCollum	25	J. Nurkic	14	D. Lillard	12	L. Ball	27
11/01/2021	at 76ers	R	L	103-113	3-1	0-3	3-4	N. Powell	22	J. Nurkic	9	D. Lillard	10	S. Curry	23
11/03/2021	at Cavaliers	R	L	104-107	3-1	0-4	3-5	D. Lillard	27	J. Nurkic	9	D. Lillard	8	J. Allen	24
11/05/2021	Pacers	H	W	110-106	4-1	0-4	4-5	C. McCollum	26	J. Nurkic	9	D. Lillard	11	T. McConnell	19
11/06/2021	Lakers	H	W	105-90	5-1	0-4	5-5	D. Lillard	25	J. Nurkic	17	D. Lillard	6	M. Monk	13
11/09/2021	at Clippers	R	L	109-117	5-1	0-5	5-6	D. Lillard	27	J. Nurkic	13	D. Lillard/J. Nurkic/R. Covington	6	P. George	24
11/10/2021	at Suns	R	L	109-119	5-1	0-6	5-7	D. Lillard	28	D. Lillard/N. Little	7	D. Lillard/C. McCollum	7	F. Kaminsky III	31
11/12/2021	at Rockets	R	W	104-92	5-1	1-6	6-7	D. Lillard	20	N. Little	14	D. Lillard	7	K. Porter Jr.	18
11/14/2021	at Nuggets	R	L	95-124	5-1	1-7	6-8	C. McCollum	21	N. Little	7	D. Smith Jr.	5	N. Jokic	28
11/15/2021	Raptors	H	W	118-113	6-1	1-7	7-8	C. McCollum	29	J. Nurkic	14	D. Lillard	8	O. Anunoby	29
11/17/2021	Bulls	H	W	112-107	7-1	1-7	8-8	D. Lillard	22	J. Nurkic	12	D. Lillard	10	Z. LaVine	30
11/20/2021	76ers	H	W	118-111	8-1	1-7	9-8	D. Lillard	29	J. Nurkic	11	D. Lillard	7	T. Harris/T. Maxey	28
11/23/2021	Nuggets	H	W	119-100	9-1	1-7	10-8	C. McCollum	32	L. Nance Jr./R. Covington/J. Nurkic	7	D. Lillard	5	J. Green	24
11/24/2021	at Kings	R	L	121-125	9-1	1-8	10-9	D. Lillard	32	J. Nurkic	17	D. Lillard	10	B. Field	22
11/26/2021	at Warriors	R	L	103-118	9-1	1-9	10-10	A. Simons	19	C. McCollum	7	D. Lillard	6	S. Curry	32
11/29/2021	at Jazz	R	L	107-129	9-1	1-10	10-11	A. Simons/J. Nurkic	24	J. Nurkic	10	C. McCollum	6	D. Mitchell	30
11/30/2021	Pistons	H	W	110-92	10-1	1-10	11-11	C. McCollum	18	J. Nurkic	8	C. McCollum	6	C. Cunningham	26
12/02/2021	Spurs	H	L	83-114	10-2	1-10	11-12	C. McCollum/N. Powell	16	J. Nurkic	7	D. Smith Jr.	5	B. Forbes	18
12/04/2021	Celtics	H	L	117-145	10-3	1-10	11-13	C. McCollum	24	C. Zeller	9	C. McCollum/D. Smith Jr.	6	D. Schroder/J. Tatum	31
12/06/2021	Clippers	H	L	90-102	10-4	1-10	11-14	J. Nurkic	31	R. Covington	10	D. Smith Jr.	7	P. George	21
12/08/2021	at Warriors	R	L	94-104	10-4	1-11	11-15	N. Powell	26	J. Nurkic	12	J. Nurkic	6	S. Curry	22
12/12/2021	Timberwolves	H	L	111-116	10-5	1-11	11-16	A. Simons	26	L. Nance Jr.	12	D. Lillard	6	A. Edwards	24
12/14/2021	Suns	H	L	107-111	10-6	1-11	11-17	D. Lillard	31	J. Nurkic	13	D. Lillard	10	D. Ayton	28
12/15/2021	Grizzlies	H	L	103-113	10-7	1-11	11-18	N. Powell	25	J. Nurkic	12	N. Powell	5	D. Bane	23
12/17/2021	Hornets	H	W	125-116	11-7	1-11	12-18	D. Lillard	43	R. Covington	10	D. Lillard	8	L. Ball	27
12/19/2021	at Grizzlies	R	W	105-100	11-7	2-11	13-18	D. Lillard	32	J. Nurkic/L. Nance Jr.	11	D. Lillard	5	D. Brooks	37
12/21/2021	at Pelicans	R	L	97-111	11-7	2-12	13-19	D. Lillard	39	L. Nance Jr.	6	D. Lillard	7	B. Ingram	28
12/27/2021	Mavericks	H	L	117-132	11-8	2-12	13-20	D. Lillard	26	N. Little	10	D. Lillard	5	K. Porzingis	34
12/29/2021	Jazz	H	L	105-120	11-9	2-12	13-21	D. Lillard/N. Powell	32	L. Nance Jr.	9	L. Nance Jr.	9	R. Gobert	22
12/31/2021	at Lakers	R	L	106-139	11-9	2-13	13-22	B. McLemore	28	L. Nance Jr.	9	D. Lillard	7	L. James	43
01/03/2022	Hawks	H	W	136-131	12-9	2-13	14-22	A. Simons	43	J. Nurkic	12	A. Simons	7	T. Young	56
01/05/2022	Heat	H	L	109-115	12-10	2-13	14-23	A. Simons	28	J. Nurkic	13	A. Simons	7	M. Strus	25
01/07/2022	Cavaliers	H	L	101-114	12-11	2-13	14-24	N. Powell	19	J. Nurkic	12	A. Simons	9	D. Garland	26
01/09/2022	Kings	H	W	103-88	13-11	2-13	15-24	A. Simons	31	J. Nurkic	16	J. Nurkic	7	T. Haliburton	17
01/10/2022	Nets	H	W	114-108	14-11	2-13	16-24	A. Simons	23	J. Nurkic	8	A. Simons	11	K. Durant	28
01/13/2022	at Nuggets	R	L	108-140	14-11	2-14	16-25	B. McLemore	18	J. Nurkic	8	D. Smith Jr.	8	W. Barton	21
01/15/2022	at Wizards	R	W	115-110	14-11	3-14	17-25	A. Simons	31	J. Nurkic	14	A. Simons	11	S. Dinwiddie	27
01/17/2022	at Magic	R	W	98-88	14-11	4-14	18-25	J. Nurkic	21	J. Nurkic	22	A. Simons	7	F. Wagner/M. Wagner	14
01/19/2022	at Heat	R	L	92-104	14-11	4-15	18-26	A. Simons	27	J. Nurkic	14	A. Simons	7	C. Martin	26
01/21/2022	at Celtics	R	W	109-105	14-11	5-15	19-26	J. Nurkic	29	J. Nurkic	17	J. Nurkic	6	J. Tatum	27
01/23/2022	at Raptors	R	W	114-105	14-11	6-15	20-26	A. Simons/C. McCollum/N. Little	19	J. Nurkic	11	C. McCollum/D. Smith Jr.	6	P. Siakam	28
01/25/2022	Timberwolves	H	L	107-109	14-12	6-15	20-27	J. Nurkic/N. Little	20	J. Nurkic	14	A. Simons	7	A. Edwards	40
01/26/2022	Mavericks	H	L	112-132	14-13	6-15	20-28	A. Simons	23	N. Powell	9	A. Simons	7	K. Porzingis	22
01/28/2022	at Rockets	R	W	125-110	14-13	7-15	21-28	A. Simons	27	J. Nurkic	13	A. Simons	6	G. Mathews/C. Wood	21
01/30/2022	at Bulls	R	L	116-130	14-13	7-16	21-29	C. McCollum	29	R. Covington	7	A. Simons	6	N. Vucevic	24
01/31/2022	at Thunder	R	L	81-98	14-13	7-17	21-30	C. McCollum	21	J. Nurkic	9	C. McCollum	7	L. Dort	18
02/02/2022	at Lakers	R	L	94-99	14-13	7-18	21-31	N. Powell	30	R. Covington/J. Nurkic	13	R. Covington	9	A. Davis	30
02/04/2022	Thunder	H	L	93-96	14-14	7-18	21-32	A. Simons/C. McCollum	19	J. Nurkic	16	C. McCollum	5	L. Dort	23
02/05/2022	Bucks	H	L	108-137	14-15	7-18	21-33	B. McLemore/A. Simons	19	J. Nurkic	10	D. Smith Jr./C. McCollum	6	B. Portis	30
02/08/2022	Magic	H	L	95-113	14-16	7-18	21-34	A. Simons	19	J. Nurkic	11	A. Simons	5	C. Anthony	23
02/09/2022	Lakers	H	W	107-105	15-16	7-18	22-34	A. Simons	29	J. Nurkic	12	D. Smith Jr.	11	L. James	30
02/12/2022	Knicks	H	W	112-103	16-16	7-18	23-34	A. Simons	30	J. Nurkic	20	A. Simons	8	J. Randle	28
02/14/2022	at Bucks	R	W	122-107	16-16	8-18	24-34	A. Simons	31	J. Nurkic	16	A. Simons	6	J. Holiday	23
02/16/2022	at Grizzlies	R	W	123-119	16-16	9-18	25-34	J. Nurkic	32	J. Nurkic	8	A. Simons/J. Hart	6	J. Morant	44
02/24/2022	Warriors	H	L	95-132	16-17	9-18	25-35	A. Simons	24	J. Hart	6	J. Hart	4	S. Curry/K. Thompson	18
02/27/2022	Nuggets	H	L	92-124	16-18	9-18	25-36	A. Simons	16	D. Eubanks	10	B. Williams	7	J. Green	20
03/02/2022	at Suns	R	L	90-120	16-18	9-19	25-37	B. Williams	14	D. Eubanks	8	A. Simons/T. Watford	6	C. Johnson	20
03/05/2022	at Timberwolves	R	L	121-135	16-18	9-20	25-38	A. Simons	38	T. Watford	14	K. Johnson/K. Blevins	5	K. Towns	36
03/07/2022	at Timberwolves	R	L	81-124	16-18	9-21	25-39	B. Williams	8	J. Hart	8	J. Hart	4	K. Towns	27
03/09/2022	at Jazz	R	L	85-123	16-18	9-22	25-40	T. Watford	22	D. Eubanks	7	K. Johnson	5	B. Bogdanovic	27
03/12/2022	Wizards	H	W	127-118	17-18	9-22	26-40	J. Hart	44	D. Eubanks	12	J. Hart	6	K. Caldwell-Pope	26
03/14/2022	at Hawks	R	L	113-122	17-18	9-23	26-41	J. Hart	31	C. Elleby	13	B. Williams	6	T. Young	46
03/16/2022	at Knicks	R	L	98-128	17-18	9-24	26-42	J. Hart	17	D. Eubanks	9	K. Dunn	7	R. Barrett	31
03/18/2022	at Nets	R	L	123-128	17-18	9-25	26-43	J. Hart	25	B. Williams/D. Eubanks	6	J. Hart	7	K. Durant	38
03/20/2022	at Pacers	R	L	98-129	17-18	9-26	26-44	J. Hart	26	D. Eubanks/T. Watford	8	K. Dunn	9	O. Brissett	24
03/21/2022	at Pistons	R	W	119-115	17-18	10-26	27-44	B. Williams	23	J. Winslow	9	K. Dunn	5	C. Cunningham/S. Bey	25
03/23/2022	Spurs	H	L	96-133	17-19	10-26	27-45	B. McLemore	23	G. Brown III	14	D. Eubanks	4	D. Murray	28
03/25/2022	Rockets	H	L	106-125	17-20	10-26	27-46	T. Watford	19	C. Elleby	7	K. Dunn	7	J. Green	23
03/26/2022	Rockets	H	L	98-115	17-21	10-26	27-47	B. Williams/T. Watford	15	D. Eubanks	16	B. Williams	8	A. Sengun	27
03/28/2022	Thunder	H	L	131-134	17-22	10-26	27-48	B. McLemore	28	D. Eubanks	14	B. Williams	12	I. Roby	30
03/30/2022	Pelicans	H	L	107-117	17-23	10-26	27-49	D. Eubanks	21	D. Eubanks	9	B. Williams	10	C. McCollum	25
04/01/2022	at Spurs	R	L	111-130	17-23	10-27	27-50	K. Johnson	20	R. Perry	10	K. Dunn	8	D. Vassell	22
04/03/2022	at Spurs	R	L												

2020-21 REGULAR SEASON STAT SUMMARY



REGULAR SEASON GAMES

PLAYER	GP-GS	MIN	MPG	FG-ATT	FG%	3FG-ATT	3FG%	FT-FTA	FT%	OFF	DEF	TOT/AVG	AST	APG	PF-D	STL	SPG	TO	BLK	BPG	PTS	AVG
Simons	57-30	1,681	29.5	353-797	.443	179-442	.405	103-116	.888	26	125	151/2.6	221	3.9	110-96	30	0.53	115	6	0.11	988	17.3
Nurkic	56-56	1,579	28.2	321-600	.535	15-56	.268	185-268	.690	167	452	619/11.1	157	2.8	189-245	62	1.11	143	34	0.61	842	15.0
Powell	40-39	1,333	33.3	247-542	.456	93-229	.406	159-198	.803	17	114	131/3.3	82	2.1	92-160	40	1.00	62	17	0.43	746	18.7
McCollum	36-36	1,267	35.2	290-665	.436	111-289	.384	48-68	.706	34	119	153/4.3	163	4.5	77-78	36	1.00	70	21	0.58	739	20.5
Lillard	29-29	1,056	36.4	222-552	.402	92-284	.324	159-181	.878	13	107	120/4.1	212	7.3	37-151	17	0.59	83	11	0.38	695	24.0
McLemore	64-6	1,285	20.1	216-539	.401	151-417	.362	72-88	.818	12	91	103/1.6	59	0.9	103-87	38	0.59	55	10	0.16	655	10.2
Little	42-23	1,088	25.9	145-315	.460	51-154	.331	69-94	.734	58	178	236/5.6	54	1.3	82-84	25	0.60	40	36	0.86	410	9.8
Covington	48-40	1,431	29.8	128-336	.381	79-230	.343	30-36	.833	41	233	274/5.7	68	1.4	132-43	74	1.54	58	63	1.31	365	7.6
Watford	48-10	869	18.1	142-267	.532	9-38	.237	71-94	.755	57	142	199/4.1	81	1.7	116-77	25	0.52	44	28	0.58	364	7.6
Eileby	58-28	1,174	20.2	121-308	.393	37-126	.294	60-84	.714	66	161	227/3.9	87	1.5	116-73	35	0.60	56	19	0.33	339	5.8
Eubanks	22-22	650	29.5	137-212	.646	4-15	.267	40-51	.784	66	120	186/8.5	35	1.6	61-58	18	0.82	35	10	0.45	318	14.5
Williams	24-16	640	26.7	105-282	.372	31-106	.292	68-97	.701	19	55	74/3.1	94	3.9	52-74	24	1.00	58	10	0.42	309	12.9
Hart	13-13	417	32.1	92-183	.503	31-83	.373	44-57	.772	9	61	70/5.4	56	4.3	32-46	16	1.23	33	2	0.15	259	19.9
Nance Jr.	37-11	858	23.2	102-198	.515	19-62	.306	32-49	.653	58	151	209/5.6	73	2.0	67-58	38	1.03	27	13	0.35	255	6.9
Brown III	48-6	640	13.3	81-190	.426	19-61	.311	44-65	.677	38	97	135/2.8	35	0.7	90-55	26	0.54	36	24	0.50	225	4.7
Johnson	22-12	562	25.5	79-221	.357	31-89	.348	25-30	.833	18	42	60/2.7	63	2.9	48-27	21	0.95	39	10	0.45	214	9.7
Smith Jr.	37-4	638	17.3	79-189	.418	6-27	.222	42-64	.656	20	68	88/2.4	132	3.6	52-51	45	1.22	51	12	0.32	206	5.6
Zeller	27-0	355	13.1	51-90	.567	0-4	.000	38-49	.776	50	75	125/4.6	22	0.8	56-42	8	0.30	19	6	0.22	140	5.2
Winslow	11-10	295	26.8	47-116	.405	10-37	.270	14-25	.560	20	49	69/6.3	32	2.9	21-21	14	1.27	12	7	0.64	118	10.7
Dunn	14-3	336	24.0	44-102	.431	1-11	.091	17-18	.944	9	40	49/3.5	79	5.6	38-21	23	1.64	32	3	0.21	106	7.6
Snell	38-10	546	14.4	36-97	.371	24-75	.320	3-3	1.000	11	61	72/1.9	20	0.5	44-5	8	0.21	11	7	0.18	99	2.6
Blevins	31-1	349	11.3	34-111	.306	21-72	.292	6-11	.545	16	29	45/1.5	19	0.6	29-5	13	0.42	17	1	0.03	95	3.1
Perry	9-1	177	19.7	39-78	.500	3-16	.188	9-15	.600	15	31	46/5.1	12	1.3	30-11	9	1.00	11	6	0.67	90	10.0
Hughes	22-3	322	14.7	32-108	.296	15-67	.224	4-6	.667	4	37	41/1.9	16	0.7	32-17	10	0.45	10	7	0.32	83	3.8
Louzada	7-1	122	17.5	12-30	.400	9-20	.450	2-2	1.000	3	12	15/2.1	4	0.6	13-2	2	0.29	5	2	0.29	35	5.0
McGriff	3-0	46	15.3	5-14	.357	2-6	.333	2-2	1.000	6	9	15/5.0	3	1.0	7-2	0	0.00	0	1	0.33	14	4.7
Cumberland	3-0	12	4.1	1-2	.500	0-1	.000	0-0	.000	1	2	3/1.0	1	0.3	2-0	0	0.00	0	0	0.00	2	0.7
TRAIL BLAZERS	82	19,715	240.4	3,161-7,144	.442	1,043-3,017	.346	1,346-1,771	.760	854	2,661	3,515/42.9	1,880	22.9	1,728-1,589	657	8.01	1,122	366	4.46	8,711	106.2
OPPONENTS	82	19,715	240.4	3,373-7,045	.479	1,129-3,046	.371	1,564-2,014	.777	800	2,868	3,668/44.7	2,184	26.6	1,589-1,728	672	8.20	1,092	409	4.99	9,439	115.1

2020-21 REGULAR SEASON STAT SUMMARY - HOME



PLAYER	GP-GS	MIN	MPG	FG-ATT	FG%	3FG-ATT	3FG%	FT-FTA	FT%	OFF	DEF	TOT/AVG	AST	APG	PF-D	STL	SPG	TO	BLK	BPG	PTS	AVG
Simons	32-16	923	28.9	193-438	.441	95-237	.401	62-70	.886	19	72	91/2.8	128	4.0	66-62	10	0.31	65	3	0.09	543	17.0
Nurkic	30-30	822	27.4	166-320	.519	6-27	.222	95-136	.699	88	246	334/11.1	84	2.8	98-127	35	1.17	60	18	0.60	433	14.4
Powell	23-22	760	33.1	129-302	.427	50-128	.391	109-132	.826	9	72	81/3.5	47	2.0	52-97	23	1.00	35	10	0.43	417	18.1
Lillard	16-16	581	36.3	124-305	.407	60-164	.366	92-104	.885	8	54	62/3.9	119	7.4	18-86	13	0.81	50	9	0.56	400	25.0
McCollum	17-17	585	34.4	142-322	.441	58-153	.379	20-29	.690	11	55	66/3.9	74	4.4	36-33	18	1.06	30	13	0.76	362	21.3
McLemore	32-4	638	19.9	108-255	.424	76-197	.386	32-37	.865	5	47	52/1.6	31	1.0	43-37	16	0.50	27	6	0.19	324	10.1
Little	22-13	587	26.7	77-171	.450	30-86	.349	37-53	.698	34	88	122/5.5	28	1.3	43-43	12	0.55	20	18	0.82	221	10.0
Covington	24-18	708	29.5	75-181	.414	47-126	.373	15-15	1.000	19	114	133/5.5	27	1.1	69-17	35	1.46	27	37	1.54	212	8.8
Elleby	30-14	577	19.2	65-164	.396	21-72	.292	21-26	.808	36	80	116/3.9	43	1.4	60-25	18	0.60	23	10	0.33	172	5.7
Nance Jr.	22-8	541	24.6	63-118	.534	10-32	.313	24-36	.667	33	93	126/5.7	50	2.3	44-41	26	1.18	13	6	0.27	160	7.3
Watford	24-4	381	15.9	64-113	.566	0-10	.000	31-42	.738	24	65	89/3.7	31	1.3	51-31	13	0.54	24	8	0.33	159	6.6
Eubanks	8-8	256	32.0	60-86	.698	3-7	.429	12-18	.667	31	49	80/10.0	16	2.0	21-23	7	0.88	14	4	0.50	135	16.9
Brown III	25-1	313	12.5	46-106	.434	10-40	.250	24-37	.649	23	43	66/2.6	17	0.7	36-29	14	0.56	16	15	0.60	126	5.0
Smith Jr.	20-2	333	16.7	45-108	.417	6-19	.316	23-34	.676	11	36	47/2.4	77	3.9	26-25	28	1.40	29	6	0.30	119	6.0
Williams	11-6	278	25.3	38-118	.322	13-47	.277	22-31	.710	7	21	28/2.5	52	4.7	22-25	10	0.91	23	4	0.36	111	10.1
Hart	4-4	130	32.6	32-56	.571	9-25	.360	17-20	.850	1	20	21/5.3	16	4.0	14-17	7	1.75	13	0	0.00	90	22.5
Zeller	17-0	229	13.5	30-56	.536	0-2	.000	24-31	.774	33	49	82/4.8	14	0.8	33-31	5	0.29	12	6	0.35	84	4.9
Johnson	9-6	235	26.1	30-92	.326	10-34	.294	8-9	.889	8	18	26/2.9	18	2.0	23-10	12	1.33	21	5	0.56	78	8.7
Snell	19-7	303	15.9	21-53	.396	15-43	.349	3-3	1.000	5	31	36/1.9	17	0.9	24-3	4	0.21	7	5	0.26	60	3.2
Winslow	6-5	152	25.4	23-54	.426	5-19	.263	6-9	.667	6	25	31/5.2	15	2.5	11-7	7	1.17	6	4	0.67	57	9.5
Blevins	15-0	163	10.9	18-60	.300	11-34	.324	1-2	.500	11	17	28/1.9	7	0.5	17-1	6	0.40	8	1	0.07	48	3.2
Dunn	5-1	113	22.6	19-36	.528	0-1	.000	10-10	1.000	3	16	19/3.8	23	4.6	11-9	9	1.80	13	1	0.20	48	9.6
Hughes	9-1	145	16.1	17-49	.347	7-29	.241	3-4	.750	0	18	18/2.0	7	0.8	13-8	5	0.56	4	4	0.44	44	4.9
Perry	3-1	64	21.5	17-31	.548	1-7	.143	4-7	.571	6	11	17/5.7	6	2.0	13-5	0	0.00	3	2	0.67	39	13.0
Louzada	2-1	30	14.9	4-11	.364	2-7	.286	0-0	.000	3	2	5/2.5	1	0.5	5-1	0	0.00	1	1	0.50	10	5.0
McGriff	2-0	32	16.2	2-8	.250	1-3	.333	2-2	1.000	4	6	10/5.0	2	1.0	4-2	0	0.00	0	1	0.50	7	3.5
Cumberland	2-0	8	4.1	1-1	1.000	0-0	.000	0-0	.000	1	2	3/1.5	1	0.5	2-0	0	0.00	0	0	0.00	2	1.0
TRAIL BLAZERS	41	9,875	240.9	1,609-3,614	.445	546-1,549	.352	697-897	.777	439	1,350	1,789/43.6	951	23.2	855-795	333	8.12	544	197	4.80	4,461	108.8
OPPONENTS	41	9,875	240.9	1,676-3,530	.475	572-1,510	.379	741-962	.770	394	1,420	1,814/44.2	1,082	26.4	795-855	315	7.68	568	207	5.05	4,665	113.8
PLAYER	GP-GS	MIN	MPG	FG-ATT	FG%	3FG-ATT	3FG%	FT-FTA	FT%	OFF	DEF	TOT/AVG	AST	APG	PF-D	STL	SPG	TO	BLK	BPG	PTS	AVG
Simons	57-30	1,681	29.5	353-797	.443	179-442	.405	103-116	.888	26	125	151/2.6	221	3.9	110-96	30	0.53	115	6	0.11	988	17.3
Nurkic	56-56	1,579	28.2	321-600	.535	15-56	.268	185-268	.690	167	452	619/11.1	157	2.8	189-245	62	1.11	143	34	0.61	842	15.0
Powell	40-39	1,333	33.3	247-542	.456	93-229	.406	159-198	.803	17	114	131/3.3	82	2.1	92-160	40	1.00	62	17	0.43	746	18.7
McCollum	36-36	1,267	35.2	290-665	.436	111-289	.384	48-68	.706	34	119	153/4.3	163	4.5	77-78	36	1.00	70	21	0.58	739	20.5
Lillard	29-29	1,056	36.4	222-552	.402	92-284	.324	159-181	.878	13	107	120/4.1	212	7.3	37-151	17	0.59	83	11	0.38	695	24.0
McLemore	64-6	1,285	20.1	216-539	.401	151-417	.362	72-88	.818	12	91	103/1.6	59	0.9	103-87	38	0.59	55	10	0.16	655	10.2
Little	42-23	1,088	25.9	145-315	.460	51-154	.331	69-94	.734	58	178	236/5.6	54	1.3	82-84	25	0.60	40	36	0.86	410	9.8
Covington	48-40	1,431	29.8	128-336	.381	79-230	.343	30-36	.833	41	233	274/5.7	68	1.4	132-43	74	1.54	58	63	1.31	365	7.6
Watford	48-10	869	18.1	142-267	.532	9-38	.237	71-94	.755	57	142	199/4.1	81	1.7	116-77	25	0.52	44	28	0.58	364	7.6
Elleby	58-28	1,174	20.2	121-308	.393	37-126	.294	60-84	.714	66	161	227/3.9	87	1.5	116-73	35	0.60	56	19	0.33	339	5.8
Eubanks	22-22	650	29.5	137-212	.646	4-15	.267	40-51	.784	66	120	186/8.5	35	1.6	61-58	18	0.82	35	10	0.45	318	14.5
Williams	24-16	640	26.7	105-282	.372	31-106	.292	68-97	.701	19	55	74/3.1	94	3.9	52-74	24	1.00	58	10	0.42	309	12.9
Hart	13-13	417	32.1	92-183	.503	31-83	.373	44-57	.772	9	61	70/5.4	56	4.3	32-46	16	1.23	33	2	0.15	259	19.9
Nance Jr.	37-11	858	23.2	102-198	.515	19-62	.306	32-49	.653	58	151	209/5.6	73	2.0	67-58	38	1.03	27	13	0.35	255	6.9
Brown III	48-6	640	13.3	81-190	.426	19-61	.311	44-65	.677	38	97	135/2.8	35	0.7	90-55	26	0.54	36	24	0.50	225	4.7
Johnson	22-12	562	25.5	79-221	.357	31-89	.348	25-30	.833	18	42	60/2.7	63	2.9	48-27	21	0.95	39	10	0.45	214	9.7
Smith Jr.	37-4	638	17.3	79-189	.418	6-27	.222	42-64	.656	20	68	88/2.4	132	3.6	52-51	45	1.22	51	12	0.32	206	5.6
Zeller	27-0	355	13.1	51-90	.567	0-4	.000	38-49	.776	50	75	125/4.6	22	0.8	56-42	8	0.30	19	6	0.22	140	5.2
Winslow	11-10	295	26.8	47-116	.405	10-37	.270	14-25	.560	20	49	69/6.3	32	2.9	21-21	14	1.27	12	7	0.64	118	10.7
Dunn	14-3	336	24.0	44-102	.431	1-11	.091	17-18	.944	9	40	49/3.5	79	5.6	38-21	23	1.64	32	3	0.21	106	7.6
Snell	38-10	546	14.4	36-97	.371	24-75	.320	3-3	1.000	11	61	72/1.9	20	0.5	44-5	8	0.21	11	7	0.18	99	2.6
Blevins	31-1	349	11.3	34-111	.306	21-72	.292	6-11	.545	16	29	45/1.5	19	0.6	29-5	13	0.42	17	1	0.03	95	3.1
Perry	9-1	177	19.7	39-78	.500	3-16	.188	9-15	.600	15	31	46/5.1	12	1.3	30-11	9	1.00	11	6	0.67	90	10.0
Hughes	22-3	322	14.7	32-108	.296	15-67	.224	4-6	.667	4	37	41/1.9	16	0.7	32-17	10	0.45	10	7	0.32	83	3.8
Louzada	7-1	122	17.5	12-30	.400	9-20	.450	2-2	1.000	3	12	15/2.1	4	0.6	13-2	2	0.29	5	2	0.29	35	5.0
McGriff	3-0	46	15.3	5-14	.357	2-6	.333	2-2	1.000	6	9	15/5.0	3	1.0	7-2	0	0.00	0	1	0.33	14	4.7
Cumberland	3-0	12	4.1	1-2	.500	0-1	.000	0-0	.000	1	2	3/1.0	1	0.3	2-0	0	0.00	0	0	0.00	2	0.7
TRAIL BLAZERS	82	19,715	240.4	3,161-7,144	.442	1,043-3,017	.346	1,346-1,771	.760	854	2,661	3,515/42.9	1,880	22.9	1,728-1,589	657	8.01	1,122	366	4.46	8,711	106.2
OPPONENTS	82	19,715	240.4	3,373-7,045	.479	1,129-3,046	.371	1,564-2,014	.777	800	2,868	3,668/44.7	2,184	26.6	1,589-1,728	672	8.20	1,092	409			

2020-21 RECORD WHEN...



TEAM TREND	TTL	LAST GAME	TEAM TREND	TTL	LAST GAME
<4 Trail Blazers w/10+ pts	2-2	vs. SAC 3/4/21	Trail Blazers shoot 50.0% or better	13-1	vs. DEN 5/16/21
4+ Trail Blazers w/10+ pts	40-28	vs. DEN 5/16/21	Opp shoots 50.0% or better	8-14	@ ATL 5/3/21
5+ Trail Blazers w/10+ pts	33-14	vs. DEN 5/16/21	Trail Blazers shoot 45.0% or better	32-9	vs. DEN 5/16/21
6+ Trail Blazers w/10+ pts	16-5	vs. DEN 5/16/21	Trail Blazers shoot 44.0% or below	10-19	@ UTA 5/12/21
7+ Trail Blazers w/10+ pts	4-1	vs. DEN 5/16/21	Trail Blazers shoot 40.0% or below	3-10	vs. MEM 4/25/21
8+ Trail Blazers w/10+ pts	1-0	vs. OKC 4/3/21	Opp shoots 45.0% or better	21-25	@ PHX 5/13/21
Trail Blazers no 20+ pt scorer	0-2	vs. MIA 4/11/21	Opp shoots 40.0% or below	4-0	vs. SAS 5/8/21
Opp no 20+ pt scorer	5-0	@ CLE 5/5/21	Trail Blazers w/10+ 3-pointers made	42-29	vs. DEN 5/16/21
2+ Trail Blazers w/20+ pt scorer	34-17	vs. DEN 5/16/21	Opp w/10+ 3-pointers made	30-25	vs. DEN 5/16/21
2+ Opp w/20+ pt scorer	23-23	vs. DEN 5/16/21	Opp w/15+ 3-pointers made	30-12	vs. DEN 5/16/21
3+ Trail Blazers w/20+ pt scorer	13-4	vs. DEN 5/16/21	Opp w/15+ 3-pointers made	12-12	vs. HOU 5/10/21
3+ Opp w/20+ pt scorer	3-8	@ PHX 5/13/21	Trail Blazers 3FG% 40.0% or better	27-5	vs. DEN 5/16/21
Trail Blazers w/30+ pt scorer	29-12	@ PHX 5/13/21	Opp 3FG% 40.0% or better	13-14	@ PHX 5/13/21
Opp w/30+ pt scorer	17-14	vs. LAL 5/7/21	Trail Blazers FT% 80.0 or better	29-14	vs. DEN 5/16/21
All 5 Starters w/10+ pts	4-3	@ BOS 5/2/21	Opp FT% 80.0 or better	19-15	vs. DEN 5/16/21
Opp 5 Starters w/10+ pts	0-0		Trail Blazers FT% below 70.0	5-4	@ CHA 4/18/21
2+ reserves w/10+ pts	23-12	vs. DEN 5/16/21	Opp FT% below 70.0	7-4	@ CLE 5/5/21
Opp 2+ reserves w/10+ pts	0-0		Trail Blazers FTM >= Opp FTA	13-6	vs. DEN 5/16/21
3+ reserves w/10+ pts	8-1	vs. DEN 5/16/21	Opp FTM >= Trail Blazers FTA	14-11	@ PHX 5/13/21
Opp 3+ reserves w/10+ pts	0-0		Trail Blazers FG% >= Opp FG%	21-4	vs. DEN 5/16/21
Trail Blazers <20 pts. in 1st qtr	1-0	vs. HOU 12/26/20	Opp FG% >= Trail Blazers FG%	12-25	@ ATL 5/3/21
Opp <20 pts. in 1st qtr	3-1	vs. OKC 4/3/21	Trail Blazers w/30+ FTA	6-3	vs. HOU 5/10/21
Trail Blazers w/30+ pts in 1st qtr	29-15	vs. DEN 5/16/21	Opp w/30+ FTA	8-4	@ MEM 4/28/21
Opp w/30+ pts in 1st qtr	19-19	@ UTA 5/12/21	Trail Blazers w/20+ asts	28-15	vs. DEN 5/16/21
Trail Blazers under 50 pts 1st half	1-5	vs. MEM 4/25/21	Opp w/20+ asts	34-29	vs. DEN 5/16/21
Opp under 50 pts 1st half	6-2	vs. SAS 5/8/21	Trail Blazers w/25+ asts	15-5	vs. HOU 5/10/21
Trail Blazers 50+ pts 1st half	41-25	vs. DEN 5/16/21	Opp w/25+ asts	20-16	vs. HOU 5/10/21
Opp 50+ pts 1st half	36-28	vs. DEN 5/16/21	Trail Blazers w/30+ asts	1-1	vs. HOU 5/10/21
Trail Blazers 60+ pts in 1st half	22-7	vs. DEN 5/16/21	Opp w/30+ asts	7-6	vs. HOU 5/10/21
Opp 60+ pts in 1st half	14-16	vs. HOU 5/10/21	Trail Blazers asts >= Opp asts	17-2	vs. DEN 5/16/21
Trail Blazers lead by 10+ pts	30-8	vs. DEN 5/16/21	Opp asts >= Trail Blazers asts	23-26	@ ATL 5/3/21
Opp leads by 10+ pts	13-24	@ PHX 5/13/21	Trail Blazers w/12 or fewer TOs	29-20	@ UTA 5/12/21
Both teams score 100+ pts	36-25	vs. DEN 5/16/21	Opp w/12 or fewer TOs	21-20	vs. DEN 5/16/21
Both teams under 100 pts	0-0		Trail Blazers w/20+ TOs	0-0	
Trail Blazers score under 100 pts	0-5	vs. MIA 4/11/21	Opp w/20+ TOs	1-0	vs. OKC 4/3/21
Opp scores under 100 pts	6-0	@ UTA 5/12/21	Trail Blazers TO >= Opp TO	11-11	vs. DEN 5/16/21
Trail Blazers score 100+ pts	42-25	vs. DEN 5/16/21	Opp TO >= Trail Blazers TO	30-16	@ UTA 5/12/21
Opp scores 100+ pts	36-30	vs. DEN 5/16/21	Trail Blazers w/50+ REB	26-16	vs. DEN 5/16/21
Trail Blazers score 110+ pts	36-13	vs. DEN 5/16/21	Opp w/50+ REB	26-25	@ UTA 5/12/21
Opp scores 110+ pts	22-25	vs. DEN 5/16/21	Trail Blazers REB >= Opp REB	24-9	vs. DEN 5/16/21
Trail Blazers score 110+ pts	36-13	vs. DEN 5/16/21	Opp REB >= Trail Blazers REB	18-19	@ PHX 5/13/21
Opp scores 110+ pts	22-25	vs. DEN 5/16/21	Trail Blazers w/10+ more REB than Opp	7-1	vs. DEN 5/16/21
Trail Blazers tied or lead after the 3rd qtr	33-5	vs. DEN 5/16/21	Opp w/10+ more REB than POR	8-6	@ UTA 5/12/21
Trail Blazers tied or lead at halftime	30-10	vs. DEN 5/16/21	Trail Blazers w/10+ stls	8-3	vs. MEM 4/25/21
Trail Blazers tied or lead after 1st qtr	26-14	vs. DEN 5/16/21	Opp w/10+ stls	2-4	vs. MIA 4/11/21
Trail Blazers trailing after the 3rd qtr	9-25	@ PHX 5/13/21	2+ Trail Blazers w/double-double	12-4	vs. DEN 5/16/21
Trail Blazers trailing at halftime	12-20	@ ATL 5/3/21	2+ Opp w/double-double	5-5	@ ATL 5/3/21
Trail Blazers trailing after 1st qtr	16-16	@ UTA 5/12/21	3+ Trail Blazers w/double-double	5-1	vs. DEN 5/16/21
1st game Back-to-Back	13-4	@ UTA 5/12/21	3+ Opp w/double-double	0-0	
2nd game Back-to-Back	0-0		Trail Blazers PITP >= Opp PITP	12-4	vs. DEN 5/16/21
1st game after a win	24-17	@ PHX 5/13/21	Opp PITP >= Trail Blazers PITP	27-23	@ UTA 5/12/21
1st game after a loss	18-12	vs. DEN 5/16/21	Trail Blazers 2CP >= Opp 2CP	18-18	vs. HOU 5/10/21
On Monday	4-5	vs. HOU 5/10/21	Opp 2CP >= Trail Blazers 2CP	20-10	@ PHX 5/13/21
On Tuesday	5-6	@ IND 4/27/21	Trail Blazers FB Pts >= Opp FB Pts	16-11	vs. DEN 5/16/21
On Wednesday	7-3	@ UTA 5/12/21	Opp FB Pts >= Trail Blazers FB Pts	20-18	vs. SAS 5/8/21
On Thursday	6-5	@ PHX 5/13/21			
On Friday	7-3	vs. LAL 5/7/21			
On Saturday	8-2	vs. SAS 5/8/21			
On Sunday	5-6	vs. DEN 5/16/21			
January	8-6	@ CHI 1/30/21			
February	8-6	@ LAL 2/26/21			
March	11-4	@ DET 3/31/21			
April	6-10	@ BKN 4/30/21			
May	7-2	vs. DEN 5/16/21			
December	2-2	@ LAC 12/30/20			



2021-22 TRAIL BLAZERS MISCELLANEOUS

	PORTLAND TRAIL BLAZERS	OPPONENTS
Points	44 Josh Hart vs. WAS 03/12/2022	56 Trae Young vs. ATL 01/03/2022
Points in a Quarter	20 Anfernee Simons (3rd) vs. MIA 01/05/2022 20 Ben McLemore (2nd) vs. CHA 12/17/2021	25 Luka Dončić (3rd) at DAL 04/08/2022
Points in a Half	28 Josh Hart (1st) vs. WAS 03/12/2022	29 Trae Young (1st) vs. ATL 01/03/2022
Field Goals	15 Josh Hart vs. WAS 03/12/2022	17 Trae Young vs. ATL 01/03/2022
Field Goal Attempts	31 Damian Lillard vs. PHX 12/14/2021	31 Trae Young at ATL 03/14/2022
Field Goal Percentage	1.000 Larry Nance Jr. (7-7) vs. TOR 11/15/2021	1.000 Clint Capela (10-10) vs. ATL 01/03/2022
3-PT Field Goal	9 Anfernee Simons at MIN 03/05/2022	8 Harrison Barnes vs. SAC 10/20/2021
3-PT FG Attempts	9 Anfernee Simons vs. ATL 01/03/2022	
3-PT FG Percentage	18 Ben McLemore vs. OKC 03/28/2022 1.000 Ben McLemore (2-2) vs. UTA 04/10/2022 1.000 CJ Elleby (2-2) at UTA 03/09/2022 1.000 Trendon Watford (2-2) at PHX 03/02/2022 1.000 Jusuf Nurkic (2-2) at MIL 02/14/2022 1.000 Jusuf Nurkic (2-2) vs. CLE 01/07/2022 1.000 Tony Snell (2-2) vs. PHX 12/14/2021 1.000 Norman Powell (2-2) vs. CHI 11/17/2021 1.000 Tony Snell (2-2) at PHI 11/01/2021 1.000 Larry Nance Jr. (2-2) vs. PHX 10/23/2021	17 Stephen Curry at GSW 12/08/2021 1.000 Immanuel Quickley (3-3) at NYK 03/16/2022 1.000 Nikola Jokic (3-3) at DEN 11/14/2021 1.000 Dylan Windler (3-3) at CLE 11/03/2021
Free Throws	15 Damian Lillard at SAC 11/24/2021	21 Ja Morant at MEM 02/16/2022
Free Throw Attempts	16 Brandon Williams at MIN 03/07/2022 16 Damian Lillard at SAC 11/24/2021	25 Ja Morant at MEM 02/16/2022
Free Throw Percentage	1.000 Damian Lillard (14-14) vs. PHI 11/20/2021	1.000 Trae Young (15-15) vs. ATL 01/03/2022
Offensive Rebounds	9 Drew Eubanks vs. HOU 03/26/2022	7 Jaylen Hoard at OKC 04/05/2022 7 Karl-Anthony Towns at MIN 03/07/2022 7 Steven Adams vs. MEM 12/15/2021 17 Nikola Jokic vs. DEN 02/27/2022
Defensive Rebounds	18 Jusuf Nurkic at ORL 01/17/2022	17 Jaylen Hoard at OKC 04/05/2022
Total Rebounds	22 Jusuf Nurkic at ORL 01/17/2022	21 Jaylen Hoard at OKC 04/05/2022
Assists	12 Brandon Williams vs. OKC 03/28/2022 12 Damian Lillard at CHA 10/31/2021	15 D'Angelo Russell at MIN 03/05/2022 15 Luka Dončić vs. DAL 01/26/2022
Steals	6 Dennis Smith Jr. vs. LAL 02/09/2022	8 Paul George at LAC 10/25/2021
Blocks	4 Trendon Watford at ATL 03/14/2022 4 Robert Covington at MEM 12/19/2021 4 Robert Covington vs. MIN 12/12/2021	6 Isaiah Roby at OKC 04/05/2022 6 Jakob Poeltl vs. SAS 03/23/2022
Minutes	47:06 Damian Lillard vs. PHX 12/14/2021	45:35 Jaylen Hoard at OKC 04/05/2022
Points in Paint	22 Drew Eubanks vs. OKC 03/28/2022 22 Trendon Watford vs. WAS 03/12/2022 22 Jusuf Nurkic at SAC 11/24/2021	26 Karl-Anthony Towns at MIN 03/05/2022 26 Pascal Siakam at TOR 01/23/2022
Second Chance Points	12 Drew Eubanks vs. OKC 03/28/2022 12 Jusuf Nurkic at UTA 11/29/2021	12 Karl-Anthony Towns at MIN 03/07/2022
Fast Break Points	17 Josh Hart vs. WAS 03/12/2022	14 Anthony Edwards vs. MIN 01/25/2022 14 Trae Young vs. ATL 01/03/2022

TRAIL BLAZERS HIGHS	TRAIL BLAZERS LOWS	CATEGORY	OPPONENTS HIGHS	OPPONENTS LOWS
136 vs. ATL 01/03/2022 41 vs. CHA 12/17/2021 42 at BKN 03/18/2022 81 vs. CHA 12/17/2021 42 vs. LAL 11/06/2021 36 (3) at UTA 03/09/2022 72 vs. SAC 10/20/2021	78 at DAL 04/08/2022 13 at DAL 04/08/2022 15 vs. LAL 11/06/2021 34 at MIN 03/07/2022 14 (2) at UTA 03/09/2022 9 at DAL 04/08/2022 34 (2) at DAL 04/08/2022	Points Points/1st Qtr. Points/2nd Qtr. Points/1st Half Points/3rd Qtr. Points/4th Qtr. Points/2nd Half	145 vs. BOS 12/04/2021 45 vs. SAS 03/23/2022 44 at CHI 01/30/2022 81 vs. SAS 03/23/2022 46 at MIN 03/05/2022 42 vs. BOS 12/04/2021 81 vs. BOS 12/04/2021	88 (2) at ORL 01/17/2022 14 vs. LAL 11/06/2021 16 vs. LAC 10/29/2021 34 at TOR 01/23/2022 16 vs. SAS 12/02/2021 11 vs. NYK 02/12/2022 39 vs. MEM 10/27/2021
51 (2) vs. OKC 03/28/2022 112 vs. OKC 03/28/2022 .568 at HOU 01/28/2022	23 at MIN 03/07/2022 69 at NOP 04/07/2022 .277 at MIN 03/07/2022	Field Goals Field Goal Attempts Field Goal Percentage	52 at DEN 01/13/2022 109 at ATL 03/14/2022 .627 at DEN 01/13/2022	29 vs. DET 11/30/2021 74 (2) vs. LAL 02/09/2022 .344 vs. LAL 11/06/2021
21 (2) vs. CHA 12/17/2021 55 vs. LAL 11/06/2021 .563 at TOR 01/23/2022	3 vs. HOU 03/25/2022 20 vs. HOU 03/25/2022 .150 vs. HOU 03/25/2022	3-PT Field Goal 3-PT FG Attempts 3-PT FG Percentage	23 vs. MIL 02/05/2022 54 at TOR 01/23/2022 .568 vs. BOS 12/04/2021	6 vs. NOP 03/30/2022 24 vs. NOP 03/30/2022 .219 at HOU 11/12/2021
37 at DET 03/21/2022 49 at DET 03/21/2022 1.000 vs. PHI 11/20/2021	6 (2) at OKC 01/31/2022 8 at OKC 01/31/2022 .462 at TOR 01/23/2022	Free Throws Free Throw Attempts Free Throw Percentage	35 at MIN 03/07/2022 44 at MIN 03/07/2022 .963 vs. WAS 03/12/2022	6 (3) vs. LAL 02/09/2022 8 vs. ORL 02/08/2022 .462 vs. LAL 02/09/2022
21 (2) vs. HOU 03/26/2022 47 vs. LAC 10/29/2021 73 vs. LAC 10/29/2021	3 (2) at NOP 04/07/2022 20 at BKN 03/18/2022 31 at NOP 04/07/2022	Offensive Rebounds Defensive Rebounds Total Rebounds	23 at NOP 04/07/2022 48 (2) at MIN 03/07/2022 80 at MIN 03/07/2022	3 (2) vs. LAL 02/09/2022 23 at MEM 12/19/2021 38 vs. PHI 11/20/2021
31 at TOR 01/23/2022 17 vs. OKC 03/28/2022 30 at NYK 03/16/2022 30 at LAC 10/25/2021 9 (3) at ATL 03/14/2022	11 at MIN 03/07/2022 1 (2) at NYK 03/16/2022 11 vs. ORL 02/08/2022 5 vs. MIA 01/05/2022 1 (3) at MIN 03/05/2022	Assists Steals Fouls Turnovers Blocks	38 (2) at IND 03/20/2022 21 at LAC 10/25/2021 32 at DET 03/21/2022 21 (3) at BKN 03/18/2022 12 at OKC 04/05/2022	13 at HOU 11/12/2021 3 (2) at UTA 03/09/2022 10 at OKC 04/05/2022 4 at ATL 03/14/2022 0 (2) vs. PHX 12/14/2021
74 vs. HOU 03/25/2022 28 vs. OKC 03/28/2022 28 (3) vs. WAS 03/12/2022 37 vs. PHX 10/23/2021 57 at UTA 03/09/2022 32 vs. DEN 11/23/2021	26 vs. SAS 12/02/2021 4 (2) vs. UTA 04/10/2022 2 vs. SAC 10/20/2021 0 (9) at DAL 04/08/2022 11 vs. LAC 12/06/2021 7 (4) at ATL 03/14/2022	Points in Paint Second Chance Points Fast Break Points Biggest Lead Bench Points Points Off Turnovers	74 vs. UTA 12/29/2021 33 at NOP 04/07/2022 31 vs. NOP 03/30/2022 54 at DAL 04/08/2022 76 vs. DEN 02/27/2022 36 at NOP 04/07/2022	28 (3) vs. NYK 02/12/2022 2 at LAL 12/31/2021 2 vs. DEN 11/23/2021 0 (3) at TOR 01/23/2022 12 vs. TOR 11/15/2021 1 at LAL 02/02/2022

2021-22 SEASON MISCELLANEOUS STATS



TRAIL BLAZERS RECORD WHEN...	OVERALL	HOME	ROAD
Outrebounding opponent	19-16	13-7	6-9
Outrebounded by opponent	8-35	4-14	4-21
Tied in Rebounding	0-4	0-3	0-1
Shooting better than opponent	20-7	12-3	8-4
Shooting worse than opponent	7-48	5-21	2-27
Shooting same than opponent	0-0	0-0	0-0
More FTM than opponent	17-13	11-7	6-6
Less FTM than opponent	10-40	6-16	4-24
Same FTM than opponent	0-2	0-1	0-1
More 3FGM than opponent	19-15	12-6	7-9
Less 3FGM than opponent	6-36	4-15	2-21
Same 3FGM than opponent	2-4	1-3	1-1
More assists than opponent	11-11	7-6	4-5
Less assists than opponent	14-43	9-17	5-26
Same assists than opponent	2-1	1-1	1-0
More turnovers than opponent	13-34	8-13	5-21
Less turnovers than opponent	12-19	9-11	3-8
Same turnovers than opponent	2-2	0-0	2-2
Bench outscores opponent bench	12-13	9-6	3-7
Opponent bench outscores POR	15-42	8-18	7-24
Bench scoring equal	0-0	0-0	0-0
Scoring less than 80 points	0-1	0-0	0-1
Scoring between 80-89 points	0-6	0-2	0-4
Scoring between 90-99 points	1-18	0-7	1-11
Scoring 100 or more points	26-30	17-15	9-15
Opponent scores less than 80	0-0	0-0	0-0
Opponent scores between 80-89	2-0	1-0	1-0
Opponent scores between 90-99	5-3	4-1	1-2
Opponent scores 100 or more	20-51	12-23	8-28

NUMBER OF TIMES RECORDING	POINTS			REB			AST			BLK			STL		
	10+	20+	30+	10+	10+	3+	3+	3+	DD	TD	DD	TD	DD	TD	
Nickeil Alexander-Walker	--	--	--	--	--	--	--	--	--	--	--	--	--	--	
Eric Bledsoe	--	--	--	--	--	--	--	--	--	--	--	--	--	--	
Keljin Blevins	3	--	--	--	--	--	--	--	--	--	--	--	--	--	
Greg Brown III	6	--	--	1	--	--	1	--	1	--	--	--	--	--	
Robert Covington	14	1	--	5	--	10	13	1	--	--	--	--	--	--	
Jarron Cumberland	--	--	--	--	--	--	--	--	--	--	--	--	--	--	
Kris Dunn	5	--	--	--	--	--	2	--	--	--	--	--	--	--	
CJ Elleby	10	--	--	2	--	--	3	--	--	--	--	--	--	--	
Drew Eubanks	19	5	--	6	--	--	1	6	--	--	--	--	--	--	
Josh Hart	11	7	2	--	--	--	1	--	--	--	--	--	--	--	
Elijah Hughes	1	--	--	--	--	--	--	--	--	--	--	--	--	--	
Joe Ingles	--	--	--	--	--	--	--	--	--	--	--	--	--	--	
Keon Johnson	10	1	--	--	--	--	2	--	--	--	--	--	--	--	
Damian Lillard	28	22	7	1	8	1	--	8	--	--	--	--	--	--	
Nassir Little	20	3	--	3	--	3	--	3	--	--	--	--	--	--	
Didi Louzada	1	--	--	--	--	--	--	--	--	--	--	--	--	--	
CJ McCollum	34	19	2	1	--	2	2	1	--	--	--	--	--	--	
Cameron McGriff	--	--	--	--	--	--	--	--	--	--	--	--	--	--	
Ben McLemore	33	6	--	--	--	--	2	--	--	--	--	--	--	--	
Larry Nance Jr.	8	--	--	3	--	--	5	--	--	--	--	--	--	--	
Jusuf Nurkic	46	12	2	34	--	--	4	30	--	--	--	--	--	--	
Reggie Perry	4	1	--	1	--	--	1	1	--	--	--	--	--	--	
Norman Powell	37	16	2	--	--	--	4	--	--	--	--	--	--	--	
Tomas Satoransky	--	--	--	--	--	--	--	--	--	--	--	--	--	--	
Anfernee Simons	43	19	7	--	2	--	1	2	--	--	--	--	--	--	
Dennis Smith Jr.	6	1	--	--	1	--	6	--	--	--	--	--	--	--	
Tony Snell	1	--	--	--	--	--	--	--	--	--	--	--	--	--	
Trendon Watford	14	3	--	3	--	2	1	2	--	--	--	--	--	--	
Brandon Williams	16	6	--	--	2	--	4	2	--	--	--	--	--	--	
Justise Winslow	8	--	--	1	--	--	2	1	--	--	--	--	--	--	
Cody Zeller	2	--	--	--	--	--	--	--	--	--	--	--	--	--	

NUMBER OF TIMES LEADING TEAM IN . . . (INCLUDES TIES)	PTS	REB	AST	BLK	STL	MIN
Eric Bledsoe	--	--	--	--	--	--
Keljin Blevins	--	--	1	--	3	--
Greg Brown III	--	2	--	11	7	1
Robert Covington	--	5	2	27	19	3
Jarron Cumberland	--	--	--	--	--	--
Kris Dunn	--	1	6	1	7	--
CJ Elleby	--	3	--	10	8	3
Drew Eubanks	3	12	1	5	4	3
Josh Hart	5	1	5	1	4	4
Elijah Hughes	--	--	--	4	2	--
Joe Ingles	--	--	--	--	--	--
Keon Johnson	3	--	5	4	4	5
Damian Lillard	15	1	25	5	1	13
Nassir Little	2	4	--	17	3	2
Didi Louzada	--	--	--	2	--	--
CJ McCollum	16	1	9	8	5	18
Cameron McGriff	--	--	--	--	--	--
Ben McLemore	6	--	--	3	9	1
Larry Nance Jr.	--	6	1	5	10	--
Jusuf Nurkic	6	45	4	13	13	2
Reggie Perry	1	2	--	4	2	--
Norman Powell	7	1	1	8	12	12
Tomas Satoransky	--	--	--	--	--	--
Anfernee Simons	21	--	16	5	6	7
Dennis Smith Jr.	--	--	8	6	12	2
Tony Snell	--	--	--	4	1	--
Trendon Watford	3	2	1	15	3	4
Brandon Williams	4	2	6	6	4	4
Justise Winslow	--	1	--	3	3	1
Cody Zeller	--	1	--	1	1	--

2021-22 SEASON MISCELLANEOUS STATS



STARTING LINEUPS

LAST USED	GAME	FORWARD	FORWARD	CENTER	GUARD	GUARD	RECORD
10/27	vs. Grizzlies	Robert Covington	Nassir Little	Jusuf Nurkic	Damian Lillard	CJ McCollum	1-1
11/26	at Warriors	Robert Covington	Norman Powell	Jusuf Nurkic	Damian Lillard	CJ McCollum	9-8
11/29	at Jazz	Robert Covington	Tony Snell	Jusuf Nurkic	Damian Lillard	CJ McCollum	0-1
11/30	vs. Pistons	Robert Covington	Tony Snell	Jusuf Nurkic	CJ McCollum	Anfernee Simons	1-0
12/4	vs. Celtics	Robert Covington	Norman Powell	Jusuf Nurkic	CJ McCollum	Dennis Smith Jr.	0-1
12/6	vs. Clippers	Robert Covington	Tony Snell	Jusuf Nurkic	Norman Powell	Dennis Smith Jr.	0-1
12/8	at Warriors	Robert Covington	Nassir Little	Jusuf Nurkic	Norman Powell	Dennis Smith Jr.	0-1
12/19	at Grizzlies	Nassir Little	Larry Nance Jr.	Jusuf Nurkic	Damian Lillard	Norman Powell	2-3
12/21	at Pelicans	Larry Nance Jr.	Tony Snell	Jusuf Nurkic	Damian Lillard	Norman Powell	0-1
12/31	at Lakers	Nassir Little	Tony Snell	Larry Nance Jr.	Damian Lillard	Norman Powell	0-3
1/5	vs. Heat	Nassir Little	Larry Nance Jr.	Jusuf Nurkic	Norman Powell	Anfernee Simons	1-1
1/7	vs. Cavaliers	Robert Covington	Nassir Little	Jusuf Nurkic	Norman Powell	Anfernee Simons	0-1
1/13	at Nuggets	Robert Covington	Nassir Little	Jusuf Nurkic	Ben McLemore	Dennis Smith Jr.	0-1
1/15	at Wizards	Robert Covington	Nassir Little	Jusuf Nurkic	Ben McLemore	Anfernee Simons	3-0
1/25	vs. Timberwolves	Robert Covington	Nassir Little	Jusuf Nurkic	CJ McCollum	Anfernee Simons	3-2
1/26	vs. Mavericks	Norman Powell	Tony Snell	Jusuf Nurkic	CJ McCollum	Anfernee Simons	0-1
2/2	at Lakers	Robert Covington	Norman Powell	Jusuf Nurkic	CJ McCollum	Anfernee Simons	1-5
2/5	vs. Bucks	CJ Elleby	Tony Snell	Jusuf Nurkic	CJ McCollum	Anfernee Simons	0-2
2/9	vs. Lakers	CJ Elleby	Justise Winslow	Jusuf Nurkic	Ben McLemore	Anfernee Simons	1-1
2/16	at Grizzlies	CJ Elleby	Justise Winslow	Jusuf Nurkic	Josh Hart	Anfernee Simons	3-0
2/24	vs. Warriors	CJ Elleby	Justise Winslow	Drew Eubanks	Josh Hart	Anfernee Simons	0-1
2/27	vs. Nuggets	CJ Elleby	Josh Hart	Drew Eubanks	Keon Johnson	Anfernee Simons	0-1
3/2	at Suns	CJ Elleby	Elijah Hughes	Drew Eubanks	Josh Hart	Anfernee Simons	0-1
3/5	at Timberwolves	Keljin Blevins	CJ Elleby	Drew Eubanks	Keon Johnson	Anfernee Simons	0-1
3/9	at Jazz	CJ Elleby	Elijah Hughes	Drew Eubanks	Josh Hart	Brandon Williams	0-1
3/18	at Nets	Trendon Watford	Justise Winslow	Drew Eubanks	Josh Hart	Brandon Williams	0-2
3/20	at Pacers	CJ Elleby	Trendon Watford	Drew Eubanks	Josh Hart	Brandon Williams	1-3
3/21	at Pistons	Trendon Watford	Justise Winslow	Drew Eubanks	CJ Elleby	Brandon Williams	1-0
3/23	vs. Spurs	Trendon Watford	Justise Winslow	Drew Eubanks	Kris Dunn	CJ Elleby	0-1
3/26	vs. Rockets	CJ Elleby	Trendon Watford	Drew Eubanks	Keon Johnson	Brandon Williams	0-2
3/28	vs. Thunder	CJ Elleby	Elijah Hughes	Drew Eubanks	Keon Johnson	Brandon Williams	0-1
4/3	at Spurs	Greg Brown III	CJ Elleby	Drew Eubanks	Keon Johnson	Brandon Williams	0-3
4/7	at Pelicans	Greg Brown III	CJ Elleby	Drew Eubanks	Kris Dunn	Keon Johnson	0-2
4/8	at Mavericks	Greg Brown III	CJ Elleby	Drew Eubanks	Kris Dunn	Brandon Williams	0-1
4/10	vs. Jazz	CJ Elleby	Didi Louzada	Drew Eubanks	Keon Johnson	Brandon Williams	0-1

2021-22 SEASON MISCELLANEOUS STATS



GAMES MISSED DUE TO INJURIES/SUSPENSIONS

NAME	INJURY/ILLNESS	DATES OUT	GAMES MISSED
Nickeil Alexander-Walker		2/9	1
Eric Bledsoe		2/4	1
	Left Achilles; Tendinopathy	2/5 through 4/10/22	29
Keljin Blevins	Health And Safety Protocols	12/27 through 12/31/21	3
Greg Brown III	Left Ankle Sprain	11/14 through 11/15/21	2
	Body; Illness Non-COVID	12/12	1
	Illness; Non-COVID Illness	3/5	1
	Left Eye; Corneal Abrasion	3/28	1
Robert Covington	Health And Safety Protocols	12/27 through 12/31/21	3
	Right Knee; Grade 1 MCL Sprain	1/26	1
Kris Dunn	Right Ankle; Sprain	4/8 through 4/10/22	2
CJ Elleby	Right Ankle; Sprain	1/17	1
	Left Hamstring; Strain	1/28 through 1/31/22	3
Josh Hart		2/9	1
	Load Management	3/5	1
	Left Knee; Patellar Tendinopathy	3/21 through 4/7/22; 4/10	11
	Left Patellar Tendinopathy	4/8	1
Elijah Hughes	Illness; Non-COVID Illness	3/5	1
Joe Ingles	Left Knee; ACL Tear	2/12 through 2/16/22	3
	Left Knee; ACL Surgery	2/24	1
	Left Knee; Recovery	2/27 through 4/10/22	22
Keon Johnson		2/4	1
	Right Ankle; Sprain	2/5 through 2/16/22	6
Damian Lillard	Abdomen; Tendinopathy	11/14	1
	Abdomen; Tendinopathy - Injury Management	11/30 through 12/6/21	4
	Abdomen; Tendinopathy - Injury Management	12/8	1
	Abdomen; Abdominal Tendinopathy - Injury Management	1/3; 1/7 through 1/13/22	5
	Lower Abdominal; Tendinopathy - Injury Management	1/5	1
	Core; Muscle Recovery	1/15 through 4/10/22	41
Nassir Little	Left Ankle; Sprain	11/30 through 12/6/21	4
	Body; Illness Non-COVID	12/21	1
	Left Shoulder; Strain	1/26	1
	Left Shoulder; Labral Tear	1/28 through 1/31/22	3
	Left Shoulder; Surgery	2/2	1
	Left Shoulder; Recovery	2/4 through 4/7/22; 4/10	29
	Left Shoulder; Tendinopathy	4/8	1
Didi Louzada	Left Knee; Recovery	2/9 through 3/28/22	20
CJ McCollum	Ribs; Contusion	12/6	1
	Right Pneumothorax; Right Lung	12/8	1
	Right Lung; Pneumothorax	12/12/21 through 1/13/22	15
		1/15; 2/8	2
Cameron McGriff	Health And Safety Protocols	1/3	1
Ben McLemore	Health And Safety Protocols	12/27 through 12/29/21	2
Larry Nance Jr.	Right Knee; Inflammation	1/7 through 2/5/22	17
		2/8	1
Jusuf Nurkic	Health And Safety Protocols	12/29 through 12/31/21	2
	Left Foot; Plantar Fasciitis	2/24 through 3/16/22; 3/20 through 4/10/22	22
	Left Foot Fasciitis	3/18	1
Norman Powell	Left Patellar; Tendinopathy	10/25	1
	Left Patellar; Tendinopathy	10/27	1
	Right Quad; Contusion	11/29 through 11/30/21	2
	Health And Safety Protocols	1/9 through 1/15/22	4
		1/17 through 1/23/22	4
Tomas Satoransky		2/9	1
Anfernee Simons	Body; Upper-Respiratory Illness	11/24	1
	Right Ankle; Sprain	12/4 through 12/8/21	3
	Health And Safety Protocols	12/31	1
		1/13	1
	Left Quad; Contusion	3/7	1
	Left Knee; Patellar Tendinopathy	3/9 through 4/10/22	18
Dennis Smith Jr.	Right Knee; Pain	12/15	1
	Right Knee; Inflammation	12/17	1
	Health And Safety Protocols	12/27 through 12/29/21	2
	Right Ankle; Sprain	1/26	1
	Right Elbow; Strain	2/12	1
	Right Elbow; Sprain	2/14 through 2/16/22	2
Tony Snell	Right Foot; Sprain	10/20 through 10/27/21	4
	Left Foot; Sprain	10/29	1
		12/15 through 12/17/21; 2/8	3
Trendon Watford	Health And Safety Protocols	12/27 through 12/31/21	3
	Left Knee; Bone Contusion	3/28 through 4/10/22	8
Brandon Williams	Health And Safety Protocols	12/31/21 through 1/3/22	2
	Left Quad; Contusion	4/5	1
Justise Winslow		2/4	1
	Right Achilles; Soreness	2/27 through 3/9/22; 3/14; 3/20	7
	Right Achilles; Tendinopathy	3/12	1
	Left Calf; Inflammation	3/25 through 4/10/22	10
Cody Zeller	Right Quad; Contusion	12/8	1
	Right Knee; Patellar Fracture	12/12; 1/13 through 1/26/22	9
	Right Patellar; Fracture	12/14 through 12/21/21	5
	Health And Safety Protocols	12/27/21 through 1/5/22	5
	Right Knee; Post-surgical Rehab	1/28	1
	Right Knee; Recovery	1/30 through 2/5/22	5
		2/8	1
		TOTAL GAMES MISSED	389

DO YOU KNOW THE STORY OF HOW RIP
CITY CAME TO BE.

IS THIS A HISTORY OF WHICH WE ARE
VERY PROUD.

WHAT IS RIP CITY AT THIS MOMENT
IN TIME?

DO YOU BEGIN WHAT FEELS LIKE A NEW
CHAPTER?

IS THIS A HARD JOURNEY TO WEARING
A UNIFORM IS ALWAYS GOING TO
BE A STORY WORTH HEARING.

ARE THERE SO MANY MORE STORIES
ALL AROUND US.

ON EVERY BLAZERS T-SHIRT, HAT,
OR EVERY STICKER YOU SEE IN THIS
TOWN

AND THERE ARE A LOT OF THEM

GOING TO SOME MOMENT, TRADITION,
A FEELING BROUGHT THAT PERSON
INTO THE RIP CITY FOLD

AND MORE THAN THAT

IS THERE SOMETHING THAT KEEPS THEM
HERE

IS IT SURELY THAT IS NOT THE ONLY
STORY THEY HAVE TO TELL

WHAT ARE THE STORIES BEHIND THE
PEOPLE THAT MAKE UP THE RIP CITY
FAMILY TODAY?

WHAT DO WE WANT TO ASK.

ALL-TIME

Records





TRAIL BLAZERS CAREER LEADERS

Games Played

1.	Drexler	867
2.	Kersey	831
3.	Porter	758
4.	Lillard	711
5.	Aldridge	648
6.	C. Robinson	644
7.	Paxson	627
8.	Steele	610
9.	McCollum	564
10.	Williams	557

Minutes Played

1.	Drexler	29,496
2.	Lillard	25,835
3.	Porter	23,978
4.	Aldridge	22,972
5.	Kersey	21,760
6.	C. Robinson	19,839
7.	Wallace	19,309
8.	M. Thompson	18,913
9.	Paxson	18,398
10.	McCollum	17,746

Points

1.	Drexler	18,040
2.	Lillard	17,510
3.	Aldridge	12,562
4.	Porter	11,330
5.	McCollum	10,710
6.	C. Robinson	10,405
7.	Kersey	10,067
8.	Paxson	10,003
9.	Petrie	9,732
10.	M. Thompson	9,215

Assists

1.	Porter	5,319
2.	Drexler	4,933
3.	Lillard	4,726
4.	Stoudamire	3,018
5.	Strickland	2,573
6.	Petrie	2,057
7.	Paxson	2,007
8.	McCollum	1,892
9.	M. Thompson	1,848
10.	Kersey	1,762

Field Goals Made

1.	Drexler	6,889
2.	Lillard	5,725
3.	Aldridge	5,121
4.	McCollum	4,110
5.	Paxson	4,058
6.	Porter	4,001
7.	Kersey	3,981
8.	Petrie	3,970
9.	C. Robinson	3,936
10.	M. Thompson	3,777

Field Goals Attempted

1.	Drexler	14,425
2.	Lillard	13,097
3.	Aldridge	10,565
4.	McCollum	9,068
5.	C. Robinson	8,820
6.	Petrie	8,719
7.	Porter	8,506
8.	Kersey	8,361
9.	Paxson	8,075
10.	Wicks	7,605

Field Goal Percentage (2,000 FGs made minimum)

1.	Williams	.550
2.	Natt	.543
3.	Vandeweghe	.526
4.	M. Thompson	.505
5.	Paxson	.503
6.	Sabonis	.500
7.	Wallace	.497
8.	Aldridge	.485
9.	Steele	.483
10.	Drexler	.478

Three-Point Field Goals Made

1.	Lillard	2,143
2.	McCollum	1,297
3.	Matthews	826
4.	Porter	773
5.	Batum	751
6.	Stoudamire	717
7.	C. Robinson	492
	Blake	
9.	Drexler	464
10.	Aminu	417

Three-Point Field Goals Attempted

1.	Lillard	5,752
2.	McCollum	3,272

TRAIL BLAZERS CAREER RECORDS



3.	Matthews	2,096
4.	Batum	2,071
5.	Porter	2,006
6.	Stoudamire	1,998
7.	Drexler	1,531
8.	C. Robinson	1,408
9.	Blake	1,236
10.	Aminu	1,180

Three-Point Percentage (250 3-pt. made minimum)

1.	Crabbe	.411
2.	Blake	.398
3.	McCollum	.396
4.	Matthews	.394
5.	Simons	.392
6.	Porter	.385
7.	Leonard	.385
8.	Lillard	.373
9.	Webster	.372
10.	Fernandez	.364

Free Throws Made

1.	Lillard	3,917
2.	Drexler	3,798
3.	Porter	2,555
4.	Aldridge	2,259
5.	Kersey	2,071
6.	C. Robinson	2,041
7.	Wicks	1,878
8.	Paxson	1,800
9.	Petrie	1,792
10.	M. Thompson	1,661

Free Throws Attempted

1.	Drexler	4,816
2.	Lillard	4,388
3.	Porter	3,020
4.	C. Robinson	3,004
5.	Kersey	2,963
6.	Aldridge	2,839
7.	Wicks	2,635
8.	M. Thompson	2,594
9.	Paxson	2,237
10.	Petrie	2,229

Free Throw Percentage (500 FTs made minimum)

1.	Lillard	.893
2.	Vandeweghe	.881
3.	S. Smith	.870
4.	Jack	.853

5.	Porter	.846
6.	Stoudamire	.846
7.	D. Anderson	.843
8.	Andre Miller	.835
9.	Nicolas Batum	.834
10.	Stan McKenzie	.834

Total Rebounds

1.	Aldridge	5,434
2.	Drexler	5,339
3.	Kersey	5,078
4.	M. Thompson	4,878
5.	Williams	4,861
6.	Wicks	4,086
7.	Wallace	3,797
8.	Sabonis	3,436
9.	L. Neal	3,370
10.	C. Robinson	3,352

Offensive Rebounds

1.	Drexler	2,227
2.	Kersey	1,900
3.	Aldridge	1,736
4.	Williams	1,694
5.	M. Thompson	1,489
6.	Duckworth	1,163
7.	C. Robinson	1,067
8.	Randolph	946
9.	Przybilla	911
10.	Gross	908

Defensive Rebounds

1.	Aldridge	3,698
2.	M. Thompson	3,389
3.	Kersey	3,178
4.	Williams	3,167
5.	Drexler	3,112
6.	Wallace	2,892
7.	Sabonis	2,702
8.	Lillard	2,551
9.	C. Robinson	2,285
10.	Walton	2,269

Blocked Shots

1.	M. Thompson	768
2.	C. Robinson	724
3.	Wallace	693
4.	Aldridge	658
5.	Przybilla	623
6.	Kersey	622

TRAIL BLAZERS CAREER RECORDS



7.	Drexler	594
8.	Walton	533
9.	Sabonis	494
10.	Cooper	425

Steals

1.	Drexler	1,795
2.	Porter	1,182
3.	Kersey	1,059
4.	Paxson	857
5.	Steele	846
6.	C. Robinson	696
7.	Lillard	682
8.	Hollins	598
9.	Gross	593
10.	Stoudamire	556

Personal Fouls

1.	Drexler	2,699
2.	Kersey	2,638
3.	C. Robinson	2,052
4.	Steele	1,832
5.	Duckworth	1,753
6.	Williams	1,726
7.	Aldridge	1,696
	M. Thompson	
9.	Wallace	1,629
10.	Porter	1,489

Disqualifications

1.	Steele	45
2.	Kersey	38
3.	Owens	37
	C. Robinson	
5.	Drexler	32
6.	Gross	29
7.	Duckworth	27
8.	M. Johnson	25
9.	S. Johnson	23
10.	Aldridge	22

Consecutive Games Played

1.	C. Robinson	461
2.	Lillard	275
3.	Porter	198
4.	Williams	196
5.	Owens	188

TRAIL BLAZERS INDIVIDUAL SINGLE-GAME RECORDS

Minutes Played

Game		
61	Geoff Petrie vs. Cleveland (4OT)	10/18/74
	Brian Grant vs. Phoenix (4OT)	11/14/97

Points

Game		
61	Damian Lillard vs. Golden State (OT)	1/20/20
	Damian Lillard at Dallas	8/11/20
Half		
36	Damian Lillard at Dallas	8/11/20
Quarter		
28	CJ McCollum vs. Chicago	1/31/18
OT Period		
12	Damian Lillard at Denver	6/1/21
	Derek Anderson at Sacramento	1/20/04
	Jarrett Jack at Charlotte	2/9/07

Field Goals Made

Game		
22	Andre Miller at Dallas (OT)	1/30/10
20	Geoff Petrie at Golden State	2/8/73
	Geoff Petrie at Philadelphia	3/20/74
	Lionel Hollins vs. Boston	2/22/77

	Clyde Drexler vs. New York	1/22/89
	Damon Stoudamire at New Orleans	1/14/05

Half

14	Geoff Petrie at Philadelphia	3/20/74
	Darius Miles at Denver	4/19/05

Quarter

11	CJ McCollum vs. Chicago	1/31/18
----	-------------------------	---------

Field Goals Attempted

Game		
40	Zach Randolph at Memphis	1/27/07
Half		
23	Geoff Petrie at Atlanta	11/15/73

Three-Point Field Goals Made

Game		
11	Damian Lillard vs. Golden State (OT)	1/20/20
	Damian Lillard at Denver	8/6/20
Half		
8	Damian Lillard vs. Denver	5/24/21
Quarter		
7	Damian Lillard vs. Orlando	11/28/18

Three-Point Field Goals Attempted

Game		
21	Damon Stoudamire at Golden State	4/15/05
Half		
14	Damian Lillard vs. Golden State	8/6/20



Three-Point Field Goal Percentage

Game		
1.000	Terry Porter (7-7) at Golden State	11/14/92

Free Throws

Game		
19	Brandon Roy vs. Phoenix	12/18/08
Half		
16	Damian Lillard at Dallas	8/11/20
Quarter		
13	Steve Johnson at New Jersey	1/9/87

Free Throws Attempted

Game		
22	Calvin Natt at Detroit	2/23/80
	Kiki Vandeweghe vs. Seattle	3/21/86
Half		
17	Steve Johnson at New Jersey	1/9/87
	LaMarcus Aldridge at Golden State	11/23/13
Quarter		
14	Kiki Vandeweghe vs. Utah	11/2/85
	Walt Williams vs. Vancouver	3/26/98
	LaMarcus Aldridge at Golden State	11/23/13
	LaMarcus Aldridge vs. Denver	1/23/14

Free Throw Percentage (min. 15 FT attempts)

Game		
1.000	Damian Lillard (18-18) vs New Orleans	3/16/21
	Damian Lillard (18-18) at Dallas	8/11/20

Total Rebounds

Game		
30	Enes Kanter vs. Detroit	4/10/21
27	Sidney Wicks at L.A. Lakers (2OT)	2/26/75
26	LeRoy Ellis vs. Buffalo	10/27/70
	Bill Walton at Golden State	12/30/77
	Joel Przybilla at L.A. Clippers	3/22/08
Half		
16	Enes Kanter vs. Detroit	4/10/21
	LeRoy Ellis vs. Philadelphia	2/20/71
	Bill Walton at Golden State	1/24/78
	Jusuf Nurkic at L.A. Clippers	1/30/18
Quarter		
12	LeRoy Ellis at New York	12/8/70
	LeRoy Ellis vs. Philadelphia	2/20/71
	Sidney Wicks at Detroit	12/8/73

Offensive Rebounds

Game

16	Enes Kanter vs. Detroit	4/10/21
Half		
12	Enes Kanter vs. Detroit	4/10/21
11	Sidney Wicks at L.A. Lakers (2OT)	2/26/75
	John Johnson vs. Atlanta	11/14/74
	Steve Hawes vs. Golden State	12/21/75
	Kermit Washington vs. Milwaukee	3/18/80
	Sam Bowie at L.A. Lakers (OT)	4/7/85
	Brian Grant vs. Phoenix (4OT)	11/14/97
	Dale Davis vs. Milwaukee	11/30/01
	Zach Randolph at Memphis	4/11/03
	Greg Oden vs. Miami	12/1/09

Defensive Rebounds

Game		
22	Bill Walton at Golden State (OT)	1/24/76
20	Bill Walton vs. Golden State	10/25/74
	Bill Walton vs. Washington	1/27/76
	Bill Walton at Golden State	12/30/77
	LaMarcus Aldridge vs. Houston	12/12/13

Assists

Game		
20	Rod Strickland vs. Phoenix	4/5/94
	Rod Strickland at Houston	3/30/96
Half		
14	Steve Blake vs. L.A. Clippers	2/22/09
Quarter		
14	Steve Blake vs. L.A. Clippers	2/22/09

Steals

Game		
10	Larry Steele vs. L.A. Lakers	11/16/74
	Clyde Drexler at Milwaukee	1/10/86
	Brandon Roy vs. Washington	1/24/09
Half		
7	Larry Steele vs. L.A. Lakers	11/16/74
	Larry Steele vs. New York	11/9/75
	Clyde Drexler at Philadelphia	11/28/86
	Clyde Drexler at Chicago	2/26/88

Blocked Shots

Game		
10	Hassan Whiteside vs. Chicago	11/29/19
Half		
8	Bill Walton at Denver	1/26/77

Turnovers

Game		
12	Maurice Lucas at Kansas City	11/25/79
Half		

TRAIL BLAZERS CAREER RECORDS



7	Tom Owens at Denver	11/22/78
	Mychal Thompson at Denver	12/11/84
	Steve Johnson vs. Denver	1/3/87
	Clyde Drexler vs. Denver	1/3/87
	Steve Johnson at San Antonio	3/15/87
	Clyde Drexler vs. Phoenix	1/22/91
	Rasheed Wallace at Philadelphia	1/23/98
	Nicolas Batum vs. Cleveland	1/16/13

TRAIL BLAZERS TEAM GAME HIGHS

Points

Game		
156	vs. Denver (156-116)	11/22/83
	vs. L.A. Clippers (156-121)	2/1/86
Half		
86	vs. Golden State	1/5/86
1st Quarter		
50	vs. Houston	5/10/21
2nd Quarter		
47	vs. Minnesota	1/7/21
3rd Quarter		
45	vs. Dallas	2/14/21
	vs. Milwaukee	3/10/92
4th Quarter		
49	vs. Boston	1/3/76
	at Denver	2/13/81
Overtime		
22	vs. Milwaukee	3/18/14

Field Goals Made

Game		
65	vs. Denver	11/22/83
Half		
38	vs. Denver	11/13/90
Quarter		
22	at Denver	2/13/81
	vs. San Antonio	11/25/90

Field Goals Attempted

Game		
125	vs. Atlanta	11/18/70
	at New York	12/8/70
	vs. Atlanta	2/4/71
Half		
69	at New York	12/8/70
Quarter		
41	at L.A. Lakers	12/6/70

Field Goal Percentage

Game		
.697	vs. L.A. Clippers (62-89)	2/1/86

Three-Point Field Goals Made

Game		
24	vs. Charlotte	3/1/21

Three-Point Field Goals Attempted

Game		
55	vs. Washington	2/20/21
Half		
27	at Minnesota	12/18/13

Free Throws Made

Game		
53	vs. New York	2/7/85
Half		
33	at Seattle	3/27/91
Quarter		
22	at Seattle	3/27/91

Free Throws Attempted

Game		
64	vs. New York	2/7/85
Half		
41	vs. Seattle	3/5/77
Quarter		
28	at New Orleans	11/16/76

Free Throw Percentage

Game		
1.000	at Indiana (30-30)	11/30/86
	vs. New Orleans (31-31)	3/16/21

Total Rebounds

Game		
75	vs. Cleveland (4OT)	10/18/74
74	vs. L.A. Lakers	2/17/90
71	vs. San Diego	11/3/78
Half		
41	at Kansas City	1/17/76
	vs. San Diego	11/3/78
	vs. Utah	2/5/82
Quarter		
26	vs. L.A. Lakers	2/19/72

Offensive Rebounds

Game		
33	vs. New Orleans	1/8/78

Defensive Rebounds

Game		
56	vs. Cleveland (4OT)	10/18/74
53	vs. Washington	10/22/18

Assists

Game		
49	vs. Denver	11/13/90
Half		
29	vs. Denver	11/13/90
Quarter		
18	vs. San Antonio	11/25/90

TRAIL BLAZERS CAREER RECORDS



Personal Fouls

Game		
44	vs. Chicago (4OT)	3/16/74
42	at Atlanta	1/16/77
Half		
27	at Atlanta	1/16/77
Quarter		
18	at Atlanta	1/16/77

Disqualifications

Game		
4	at Atlanta	1/16/77
	at Indiana	12/6/78
	vs. Denver	11/13/88

Steals

Game		
24	vs. Golden State	3/17/84
Half		
15	vs. New Jersey	11/24/89
Quarter		
9	vs. New Jersey	11/24/89
	at San Antonio	3/22/90

Turnovers

Game		
40	at Phoenix	3/7/76
Half		
24	at Houston	2/18/75

Blocked Shots

Game		
17	at New Orleans	1/19/79
Half		
12	vs. Detroit	1/6/80

Margin of Victory

50	vs. Cleveland (129-79)	11/21/82
48	vs. Oklahoma City (133-85)	4/3/21
	vs. L.A. Clippers (121-73)	12/14/94
	at Phoenix (124-76)	10/18/17
47	vs. New York (133-86)	3/18/72
46	vs. L.A. Lakers (129-83)	1/9/95
45	vs. Capital (132-87)	10/13/73
	vs. Golden State (136-91)	12/22/87
	vs. Dallas (120-75)	11/17/97

Overtime Margin of Victory

17	at Houston (OT) (113-96)	1/22/83
----	--------------------------	---------

Highest Scores

156	Portland 156, Denver 116	11/22/83
	Portland 156, L.A. Clippers 121	2/1/86
155	Portland 155, Chicago 156 (4OT)	3/16/84
	Portland 155, Denver 129	11/13/90

150 Portland 150, San Antonio 113 1/9/77

TRAIL BLAZERS TEAM GAME LOWS

Points

Game		
58	at Cleveland	1/22/01
Half		
24	at Philadelphia	12/6/91
	at Cleveland	1/22/01
1st Quarter		
7	at L.A. Lakers	2/20/12
2nd Quarter		
6	vs. Toronto	10/30/17
3rd Quarter		
7	vs. Oklahoma City	4/12/13
4th Quarter		
5	at New Jersey	3/15/06
Overtime		
2	vs. Houston	3/22/04

Field Goals

Made		
19	at New Jersey	11/9/04
Attempted		
60	at New York	11/20/05
Percentage		
.244	at New Jersey	11/9/04

Free Throws

Made		
3	vs. L.A. Clippers	1/1/06
	at Seattle	2/26/07
	at Minnesota	3/7/12
Attempted		
4	at Cleveland	1/20/98
	at Seattle	2/26/07
	at Minnesota	3/7/12
Percentage		
.300	vs. L.A. Clippers (3-10)	1/1/06

Three-Point Field Goals *

Made		
0	vs. Toronto (most recently)	12/10/12
Attempted		
0	vs. New York (most recently)	12/6/87
Percentage		
.000	vs. Toronto (most recently)	12/10/12

*Three-point field goals not kept as an official statistic until 1979-80.

Rebounds

Offensive		
1	at Phoenix	5/13/21
Defensive		
13	vs. Denver	11/2/02
Total		
22	at Boston	2/10/06



Miscellaneous

Assists

5 at Indiana 3/13/12

Personal Fouls

8 at Minnesota 3/11/08

Steals

0 at L.A. Lakers (most recently) 4/11/10

Turnovers

3 vs. Phoenix 2/22/91
 at New Jersey 2/23/10
 vs. Utah 4/8/17
 vs. Brooklyn (2OT) 3/25/19

Margin of Loss

65 at Indiana (59-124) 2/27/98
 56 at Chicago (74-130) 2/20/76
 52 at Baltimore (104-156) 11/24/70
 45 at Phoenix (85-130) 12/6/06
 at Golden State (90-135) 12/17/16
 43 at Milwaukee (100-143) 10/21/18
 42 at New York (79-121) 3/14/12
 40 at Washington (103-143) 11/7/78
 at Detroit (100-140) 12/27/83

Lowest Scores

58 Portland 58, Cleveland 84 1/22/01
 59 Portland 59, Indiana 124 2/27/98
 60 Portland 60, Philadelphia 88 3/6/03
 Portland 60, New Jersey 64 11/9/04
 63 Portland 63, New Orleans 99 2/13/13
 65 Portland 65, New Jersey 78 3/15/06
 Portland 65, San Antonio 72 4/6/08
 65 Portland 66, San Antonio 78 4/6/08
 Portland 66, Chicago 95 3/14/06

TRAIL BLAZERS ROOKIE RECORDS

Points

Season
 2031 Geoff Petrie (24.8 ppg) 1970-71
Game
 46 Geoff Petrie vs. Seattle 3/19/71

Field Goals Made

Season
 784 Geoff Petrie (9.6) 1970-71
 Sidney Wicks (9.6) 1971-72
Game
 18 Geoff Petrie vs. Seattle 2/12/71
 Geoff Petrie at Philadelphia 2/23/71

Field Goals Attempted

Season

1837 Sidney Wicks (22.4) 1971-72

Game

33 Sidney Wicks at Golden State 3/16/72

Free Throws Made

Season
 463 Geoff Petrie (5.6) 1970-71
Game
 18 Geoff Petrie vs. Seattle 3/19/71

Free Throws Attempted

Season
 621 Sidney Wicks (7.6) 1971-72
Game
 21 Geoff Petrie vs. Seattle 3/19/71

Three-Point Field Goals Made*

Season
 185 Damian Lillard (2.3) 2012-13
Game
 7 Damian Lillard at Golden State 1/11/13
 Anfernee Simons vs. Sacramento 4/10/19

*Three-point field goals not kept as an official statistic until 1979-80.

Three-Point Field Goals Attempted*

Season
 503 Damian Lillard (6.1) 2012-13
Game
 12 Damian Lillard at Golden State 1/11/13

*Three-point field goals not kept as an official statistic until 1979-80.

Assists

Season
 555 Kelvin Ransey (6.9) 1980-81
Game
 14 Bill Walton vs. Seattle 2/1/75
 Kelvin Ransey at Denver 2/13/81

Total Rebounds

Season
 967 Lloyd Neal (11.8) 1972-73
Game
 25 Sidney Wicks vs. Golden State 1/28/72
 Bill Walton vs. Golden State 10/25/74

Defensive Rebounds**

Season
 449 Sam Bowie (5.9) 1984-85
Game
 20 Bill Walton vs. Golden State 10/25/74

**Offensive & defensive rebounds not kept as an official NBA statistic until 1973-74.

Offensive Rebounds**

Season
 207 Sam Bowie (2.7) 1984-85

TRAIL BLAZERS CAREER RECORDS



Game

11	Sam Bowie at L.A. Lakers (OT)	4/7/85
10	LaMarcus Aldridge at Denver	3/13/07

**Offensive & defensive rebounds not kept as an official NBA statistic until 1973-74.

Steals

Season

203	Lafayette Lever (1.9)	1982-83
-----	-----------------------	---------

Game

7	T.R. Dunn vs. Golden State	2/3/78
6	Brandon Roy vs. Cleveland	1/17/07

Blocked Shots

Season

203	Sam Bowie (2.7)	1984-85
-----	-----------------	---------

Game

9	Bill Walton at Golden State	10/22/74
---	-----------------------------	----------

Top 10 Rookie Season Scores (Avg.)

	Year	G	Points	Avg.	
1.	Geoff Petrie	1970-71	82	2031	24.8
2.	Sidney Wicks	1971-72	82	2009	24.5
3.	Calvin Natt	1979-80	25	511	20.4
4.	Damian Lillard	2012-13	82	1562	19.0
5.	Brandon Roy	2006-07	57	955	16.8
5.	Kelvin Ransey	1980-81	80	1217	15.2
7.	Mychal Thompson	1978-79	73	1074	14.7
8.	Arvydas Sabonis	1995-96	73	1058	14.5
9.	Llyod Neal	1972-73	82	1097	13.4
10.	Ron Brewer	1978-79	81	1078	13.3

TRAIL BLAZERS TOP PERFORMANCES

Points

61	Damian Lillard at Dallas	8/11/20
	Damian Lillard vs. Golden State (OT)	1/20/20
60	Damian Lillard vs. Brooklyn	11/8/19
59	Damian Lillard vs. Utah	4/8/17
54	Damon Stoudamire at New Orleans	1/14/05
52	Brandon Roy vs. Phoenix	12/18/08
	Andre Miller at Dallas (OT)	1/30/10
51	Geoff Petrie at Houston	1/20/73
	Geoff Petrie vs. Houston	1/20/73
	Damian Lillard vs. Golden State	2/19/16
	Damian Lillard vs. Oklahoma City (OT)	3/7/19
	Damian Lillard vs. Utah	2/1/20
	Damian Lillard vs. Philadelphia	8/9/20
50	Clyde Drexler vs. Sacramento (2OT)	1/6/89
	Damian Lillard at Toronto	3/4/16
	CJ McCollum vs. Chicago	1/31/18
	Damian Lillard at Sacramento	2/9/18
	Damian Lillard vs. Indiana	1/26/20
	Damian Lillard vs. New Orleans	3/16/21
49	Damian Lillard at Miami	3/19/17
48	Kiki Vandeweghe at Seattle	3/5/87
	Clyde Drexler vs. New York	1/22/89
	Clyde Drexler vs. San Antonio	11/24/91
	Damian Lillard at L.A. Lakers	1/31/20
47	Kiki Vandeweghe at Kansas City	10/27/84

46

Darius Miles at Denver	4/19/05	
Damian Lillard vs. Dallas	1/23/20	
Geoff Petrie vs. Seattle	3/19/71	
Maurice Lucas at Boston	1/12/79	
45	Damian Lillard at Denver	8/6/20
44	LaMarcus Aldridge vs. Denver	1/23/14
	Damian Lillard vs. Golden State	2/14/18
	CJ McCollum vs. Houston	12/26/20
	Damian Lillard at Chicago	1/30/21
	Damian Lillard vs. Sacramento	3/4/21
	Josh Hart vs. Washington	3/12/22

Rebounds

30	Enes Kanter vs. Detroit	4/10/21
27	Sidney Wicks at L.A. Lakers (2OT)	2/26/75
26	LeRoy Ellis vs. Buffalo	10/27/70
	Bill Walton at Golden State (2OT)	1/24/76
	Bill Walton vs. L.A. Lakers (OT)	12/18/76
	Bill Walton at Golden State	12/30/77
	Joel Przybilla at L.A. Clippers	3/22/08
25	LeRoy Ellis at Milwaukee	11/29/70
	Sidney Wicks vs. Golden State	1/28/72
	Bill Walton vs. Golden State	10/25/74
	LaMarcus Aldridge vs. Houston	12/12/13
24	Bill Walton vs. Cleveland (4OT)	10/18/74
	Brian Grant vs. Golden State	2/20/99
23	Sidney Wicks vs. Golden State	3/17/72
	Lloyd Neal at L.A. Lakers	10/28/73
	LaMarcus Aldridge at Toronto	1/20/12
	Jusuf Nurkic at Sacramento (OT)	1/1/19
	Hassan Whiteside vs. Golden State	12/18/19
	Hassan Whiteside vs. San Antonio	2/6/20
	Enes Kanter vs. Oklahoma City	1/25/21

Assists

20	Rod Strickland vs. Phoenix	4/5/94
	Rod Strickland at Houston	3/30/96
19	Terry Porter at Utah	4/14/88
18	Terry Porter vs. Sacramento	1/23/87
	Terry Porter at Orlando	12/4/89
	Rod Strickland at Phoenix (OT)	2/15/95
	Rod Strickland at Boston	1/3/96
17	Rick Adelman vs. Cleveland	11/19/71
	Terry Porter vs. Milwaukee	2/22/87
	Terry Porter at Dallas	11/14/87
	Terry Porter at Phoenix	12/18/87
	Terry Porter vs. Sacramento (OT)	1/6/89
	Terry Porter vs. Golden State	12/1/89
	Steve Blake vs. L.A. Clippers	2/22/09

Field Goals Made

22	Andre Miller at Dallas (OT)	1/30/10
20	Geoff Petrie at Golden State	2/8/73
	Geoff Petrie at Philadelphia	3/20/74
	Lionel Hollins vs. Boston	2/22/77
	Clyde Drexler vs. New York	1/22/89
	Damon Stoudamire at New Orleans	1/14/05
19	10 players tied	

Field Goals Attempted

TRAIL BLAZERS CAREER RECORDS



40	Zach Randolph at Memphis (2OT)	1/27/07
37	Geoff Petrie at Golden State	2/8/73
	Damian Lillard vs. Golden State (OT)	1/20/20
36	Isaiah Rider vs. Phoenix (4OT)	11/14/97
35	Geoff Petrie at Houston	1/20/73
	Geoff Petrie vs. Atlanta	11/15/73
	Geoff Petrie vs. Philadelphia	3/20/74
34	Geoff Petrie vs. Detroit	1/7/73
	Damian Lillard vs. Utah	4/8/17

Free Throws Made

19	Brandon Roy vs. Phoenix	12/18/08
18	Geoff Petrie vs. Seattle	3/19/71
	Kiki Vandeweghe vs. Seattle	3/21/86
	Travis Outlaw at Utah	4/16/07
	Damian Lillard vs. Oklahoma City (OT)	3/7/19
	Damian Lillard at Dallas	8/11/20
	Damian Lillard vs. New Orleans	3/16/21
17	Stan McKenzie vs. Buffalo	10/27/70
	Steve Johnson at New Jersey (OT)	1/9/87

Free Throws Attempted

22	Calvin Natt at Detroit	2/23/80
	Kiki Vandeweghe vs. Seattle	3/21/86
21	Geoff Petrie vs. Seattle	3/19/71
	Brandon Roy vs. Phoenix	12/18/08
20	Geoff Petrie vs. Buffalo (OT)	3/25/73
	Mychal Thompson vs. San Antonio	2/1/85
	Zach Randolph at Cleveland	11/15/06
	Travis Outlaw at Utah	4/16/07
	Damian Lillard vs. Oklahoma City (OT)	3/7/19

Steals

10	Larry Steele vs. L.A. Lakers	11/16/84
	Clyde Drexler at Milwaukee	1/10/86
	Brandon Roy vs. Washington	1/24/09
9	Larry Steele vs. L.A. Lakers	3/6/74
	Larry Steele vs. Phoenix	3/7/75
	Larry Steele vs. Detroit	3/14/76

Blocked Shots

10	Hassan Whiteside vs. Chicago	11/29/19
9	Mychal Thompson at New Jersey (OT)	2/20/81
	Bill Walton at Golden State	10/22/74
	Bill Walton at Denver	1/26/77
	Theo Ratliff at Orlando (OT)	2/24/04
	Theo Ratliff vs. L.A. Clippers	11/5/04
	Joel Przybilla at Seattle	4/2/06
8	Lloyd Nea at Buffalo	11/22/75
	Bill Walton vs. Buffalo	10/25/77
	Sam Bowie at San Antonio	1/11/85
	Kelvin Cato vs. Utah	12/5/98
	Theo Ratliff vs. Sacramento	3/12/04
	Theo Ratliff vs. Golden State	4/7/04
	Theo Ratliff at Memphis	2/11/05

Joel Przybilla at Sacramento	3/22/05
Joel Przybilla at San Antonio	4/12/05

TRAIL BLAZERS IN NBA'S TOP 10

Scoring

	Rank	Year	G	Pts.	Avg.
Geoff Petrie	7th	1970-71	82	2031	24.8
Geoff Petrie	7th	1972-73	79	1970	24.9
Sidney Wicks	10th	1972-73	80	1906	23.8
Geoff Petrie	8th	1973-74	73	1771	24.3
Kiki Vandeweghe	6th	1985-86	79	1962	24.8
Kiki Vandeweghe	5th	1986-87	79	2122	26.9
Clyde Drexler	6th	1987-88	81	2185	27.0
Clyde Drexler	4th	1988-89	78	2123	27.2
Clyde Drexler	4th	1991-92	76	1903	25.0
Brandon Roy	10th	2008-09	78	1765	22.6
LaMarcus Aldridge	7th	2011-12	55	1191	21.7
LaMarcus Aldridge	9th	2012-13	74	1560	21.1
LaMarcus Aldridge	8th	2013-14	69	1603	23.2
LaMarcus Aldridge	7th	2014-15	71	1661	23.4
Damian Lillard	6th	2015-16	75	1879	25.1
Damian Lillard	6thT	2016-17	75	2024	27.0
Damian Lillard	4thT	2017-18	73	1962	26.9
Damian Lillard	9th	2018-19	80	2067	25.8
Damian Lillard	3rd	2019-20	66	1978	30.0
Damian Lillard	3rd	2020-21	67	1928	28.8

Field Goal Percentage

	Rank	Year	FG	FGA	Pct.
Bob Gross	6th	1976-77	376	711	.529
Bill Walton	7thT	1976-77	491	930	.528
Bob Gross	8thT	1977-78	381	720	.529
Tom Owens	9thT	1978-79	600	1095	.548
Kermit Washington	8th	1979-80	421	761	.553
Kermit Washington	6th	1980-81	325	571	.569
Calvin Natt	5th	1981-82	515	894	.576
Calvin Natt	5th	1983-84	500	857	.583
Steve Johnson	8th	1986-87	494	889	.556
Buck Williams	8thT	1989-90	413	754	.548
Buck Williams	1st	1990-91	358	595	.602
Buck Williams	1st	1991-92	340	563	.604
*Otis Thorpe	4th	1994-95	385	681	.565
Arvydas Sabonis	7th	1995-96	394	723	.545
Rasheed Wallace	3rd	1996-97	380	681	.558
Gary Trent	10th	1996-97	361	674	.536
Rasheed Wallace	8th	1997-98	466	875	.533
Rasheed Wallace	5th	1999-00	542	1045	.519
Bonzi Wells	2nd	2000-01	387	726	.533
Rasheed Wallace	10thT	2000-01	590	1178	.501
Ruben Patterson	7th	2001-02	319	619	.515
Ruben Patterson	6th	2004-05	319	601	.531
JJ Hickson	6th	2012-13	418	744	.562
Robin Lopez	7th	2013-14	355	644	.551

TRAIL BLAZERS CAREER RECORDS



Hassan Whiteside	4th	2019-20	436	702	.621
Enes Kanter	9th	2020-21	339	561	.604

*Includes games played with Houston Rockets

Free Throw Percentage

	Rank	Year	FT	FTA	Pct.
Stan McKenzie	9th	1971-72	315	379	.831
Dave Twardzik	7th	1978-79	261	299	.873
Billy Ray Bates	10th	1980-81	170	199	.854
Kiki Vandeweghe	2nd	1984-85	369	412	.896
Jim Paxson	4th	1985-86	217	244	.889
Kiki Vandeweghe	8th	1985-86	523	602	.869
Kiki Vandeweghe	7th	1986-87	467	527	.886
Kiki Vandeweghe	10th	1987-88	159	181	.878
Terry Porter	6th	1989-90	421	472	.892
Terry Porter	9th	1993-94	204	234	.872
Steve Smith	6th	2000-01	309	347	.890
Damon Stoudamire	4th	2001-02	174	196	.888
Damon Stoudamire	10th	2003-04	127	145	.876
Damon Stoudamire	4th	2004-05	182	199	.914
Jamal Crawford	1st	2011-12	191	206	.927
Damian Lillard	8th	2013-14	371	426	.871
Damian Lillard	6th	2015-16	414	464	.892
CJ McCollum	1st	2016-17	268	294	.912
Damian Lillard	7th	2016-17	488	545	.895
Damian Lillard	3rd	2017-18	493	538	.916
Damian Lillard	3rd	2018-19	468	513	.912
Damian Lillard	10th	2019-20	460	518	.888
Damian Lillard	2nd	2020-21	449	484	.928

Three-Point Percentage

	Rank	Year	3FG	3FGA	Pct.
Kiki Vandeweghe	1st	1986-87	39	81	.481
Drazen Petrovic	3rd	1989-90	34	74	.459
Terry Porter	4th	1990-91	130	313	.415
Danny Ainge	6th	1990-91	102	251	.406
Terry Porter	7th	1992-93	143	345	.414
Tracy Murray	1st	1993-94	50	109	.459
James Jones	3rd	2007-08	91	205	.444
CJ McCollum	8th	2015-16	197	472	.417
Allen Crabbe	2nd	2016-17	134	302	.444
CJ McCollum	7th	2016-17	185	439	.421
Seth Curry	3rd	2018-19	113	251	.450
Gary Trent Jr	9th	2019-20	112	268	.418

Rebounds

	Rank	Year	G	Reb.	Avg.
Bill Walton	1st	1976-77	65	934	14.4
Maurice Lucas	9th	1976-77	79	899	11.4
Kermit Washington	9th	1979-80	80	842	10.5
Mychal Thompson	4th	1981-82	79	921	11.7
Buck Williams	10th	1989-90	82	800	9.8
Arvydas Sabonis	9th	1997-98	73	729	10.0
Zach Randolph	6th	2003-04	81	851	10.5
*Marcus Camby	2nd	2009-10	74	871	11.8

JJ Hickson	7th	2012-13	80	828	10.4
LaMarcus Aldridge	7th	2013-14	69	766	11.1
LaMarcus Aldridge	9th	2014-15	71	726	10.2
Hassan Whiteside	3rd	2019-20	67	905	13.5
Enes Kanter	7th	2020-21	72	795	11.0

*Includes games played with L.A. Clippers

Assists

	Rank	Year	G	Ast.	Avg.
Kelvin Ransey	7thT	1980-81	80	555	6.9
Kelvin Ransey	9th	1981-82	78	555	7.1
Clyde Drexler	10th	1985-86	75	600	8.0
Terry Porter	5th	1986-87	80	715	8.9
Terry Porter	4th	1987-88	82	831	10.1
Terry Porter	4th	1988-89	81	770	9.5
Terry Porter	7thT	1989-90	80	726	9.1
Rod Strickland	6th	1993-94	82	740	9.0
Rod Strickland	4th	1994-95	64	562	8.8
Rod Strickland	4th	1995-96	67	640	9.6
*Damon Stoudamire	9th	1997-98	71	680	8.2
Damian Lillard	8th	2015-16	75	512	6.8
Damian Lillard	10thT	2017-18	73	481	6.6
Damian Lillard	5th	2019-20	66	530	8.0
Damian Lillard	7th	2020-21	67	505	7.5

*Includes games played with Toronto Raptors

Steals

	Rank	Year	G	Stl	Avg.
Larry Steele	1st	1973-74	81	217	2.68
Larry Steele	3rd	1974-75	76	183	2.41
Larry Steele	6th	1975-76	81	170	2.10
Lionel Hollins	7th	1976-77	76	166	2.18
Lafayette Lever	10th	1982-83	81	153	1.89
Clyde Drexler	8th	1984-85	80	177	2.21
Clyde Drexler	3rd	1985-86	75	197	2.63
Clyde Drexler	5th	1986-87	82	204	2.49
Terry Porter	10th	1986-87	80	159	1.99
Clyde Drexler	5th	1987-88	81	203	2.51
Clyde Drexler	5th	1988-89	78	213	2.73
Kenny Anderson	10th	1996-97	82	162	1.98

Blocked Shots

	Rank	Year	G	Blk	Avg.
Lloyd Neal	10th	1975-76	68	107	1.57
Bill Walton	1st	1976-77	65	211	3.25
Bill Walton	4th	1977-78	58	146	2.52
Mychal Thompson	8th	1980-81	79	170	2.15
Sam Bowie	3rd	1984-85	76	203	2.67
Clifford Robinson	9th	1992-93	82	163	1.99
+Theo Ratliff	1st	2003-04	85	307	3.61
Theo Ratliff	4th	2004-05	63	158	2.51
Joel Przybilla	7th	2004-05	76	163	2.14
Joel Przybilla	7th	2005-06	56	130	2.32
#Marcus Camby	5th	2009-10	74	146	1.97
Robin Lopez	8th	2013-14	82	139	1.70
Jusuf Nurkic	9thT	2017-18	79	111	1.41

TRAIL BLAZERS CAREER RECORDS



Hassan 1st 2019-20 67 196 2.93
Whiteside

HONORS

60-50-40 Points Club

61	Damian Lillard vs. Golden State	1/20/20
	Damian Lillard at Dallas	8/11/20
60	Damian Lillard vs. Brooklyn	11/8/19
59	Damian Lillard vs. Utah	4/8/17
54	Damon Stoudamire at New Orleans	1/14/05
52	Brandon Roy vs. Phoenix	12/18/08
	Andre Miller at Dallas	1/30/10
51	Geoff Petrie at Houston	1/20/73
	Geoff Petrie vs. Houston	3/16/73
	Damian Lillard vs. Golden State	2/19/16
	Damian Lillard vs. Oklahoma City	3/7/19
	Damian Lillard vs. Utah	2/1/20
	Damian Lillard vs. Philadelphia	8/9/20
50	Clyde Drexler vs. Sacramento	1/6/89
	Damian Lillard at Toronto	3/4/16
	CJ McCollum vs. Chicago	1/31/18
	Damian Lillard at Sacramento	2/9/18
	Damian Lillard vs. Indiana	1/26/20
	Damian Lillard vs. New Orleans	3/16/21
49	Damian Lillard at Miami	3/19/17
48	Kiki Vandeweghe at Seattle	3/5/87
	Clyde Drexler vs. New York	11/22/89
	Clyde Drexler vs. San Antonio	11/24/91
	Damian Lillard at L.A. Lakers	1/31/20
47	Kiki Vandeweghe at Kansas City	10/27/84
	Darius Miles at Denver	4/19/05
	Damian Lillard vs. Dallas	1/23/20
46	Geoff Petrie vs. Seattle	3/19/71
	Maurice Lucas at Boston	1/12/78
45	Damian Lillard at Denver	8/6/20
44	LaMarcus Aldridge vs. Denver	1/23/14
	Damian Lillard vs. Golden State	2/14/18
	CJ McCollum vs. Houston	12/26/20
	Damian Lillard at Chicago	1/30/21
	Damian Lillard vs. Sacramento	3/4/21
	Josh Hart vs. Washington	3/12/22
43	Geoff Petrie vs. Seattle	2/12/71
	Geoff Petrie vs. Philadelphia	2/23/71
	Geoff Petrie vs. Seattle	11/22/73
	Geoff Petrie at Philadelphia	3/20/74
	Lionel Hollins vs. Boston	2/22/77
	Clyde Drexler at Denver	12/20/88
	Clyde Drexler vs. L.A. Lakers	4/21/89
	Zach Randolph vs. Memphis	3/29/07
	Damian Lillard at San Antonio	12/19/14
	CJ McCollum at Minnesota	1/1/17
	Damian Lillard at New Orleans	2/17/21
	Damian Lillard vs. Charlotte	12/17/21
	Anfernee Simons vs. Atlanta	1/3/22
42	Geoff Petrie at Golden State	2/8/73
	Clyde Drexler at Chicago	2/26/88
	Clyde Drexler at Philadelphia	3/3/88
	Clyde Drexler at Utah	4/14/88
	Clyde Drexler at Phoenix	12/16/88

	Rasheed Wallace vs. Denver	12/16/88
	Zach Randolph at Memphis	1/27/07
	Brandon Roy at Houston	10/31/09
	LaMarcus Aldridge vs. Chicago	2/7/11
	Damian Lillard at Dallas	11/4/16
	CJ McCollum at Memphis	3/28/18
	Damian Lillard at Miami	10/27/18
	Damian Lillard at Utah	2/7/20
	Damian Lillard at Brooklyn	8/13/20
41	Geoff Petrie at Detroit	3/2/71
	Geoff Petrie at Seattle	3/23/73
	Maurice Lucas vs. Atlanta	2/11/77
	Jim Paxson vs. Chicago	3/16/84
	Clyde Drexler vs. Dallas	3/14/86
	Kiki Vandeweghe at Seattle	11/18/87
	Clyde Drexler at L.A. Clippers	2/17/88
	Clyde Drexler vs. San Antonio	12/11/88
	Clyde Drexler at Houston	3/20/89
	Clyde Drexler at Boston	3/15/92
	Clyde Drexler vs. L.A. Clippers	11/5/94
	Clifford Robinson vs. Minnesota	1/7/96
	Brandon Roy vs. Denver	12/25/09
	Brandon Roy at Golden State	3/11/10
	Damian Lillard at Sacramento	1/7/14
	Damian Lillard vs. Washington	3/8/16
	Damian Lillard at New Orleans	3/27/18
	Damian Lillard at Orlando	10/25/18
	Damian Lillard vs. Orlando	11/28/18
	CJ McCollum vs. Detroit	2/23/20
	CJ McCollum at Orlando	3/2/20
	Damian Lillard at Phoenix	5/13/21
40	Jim Barnett vs. New York	11/8/70
	Geoff Petrie at Seattle	1/1/71
	Geoff Petrie at San Diego	3/7/71
	Geoff Petrie at Atlanta	11/15/73
	Billy Ray Bates at San Diego	3/29/81
	Jim Paxson vs. Houston	1/15/85
	Steve Johnson at Cleveland	11/26/86
	Kiki Vandeweghe at San Antonio	12/9/86
	Clyde Drexler vs. San Antonio	12/20/87
	Terry Porter at Golden State	3/18/88
	Clyde Drexler vs. Sacramento	4/23/89
	Terry Porter at Golden State	11/14/92
	Clifford Robinson at Utah	4/15/93
	Isaiah Rider vs. Boston	2/16/97
	Zach Randolph at Charlotte	2/9/07
	LaMarcus Aldridge vs. San Antonio	2/1/11
	Gerald Wallace at Oklahoma City	3/27/11
	Damian Lillard at Oklahoma City	12/23/14
	Damian Lillard vs. Golden State	1/8/16
	Damian Lillard at Cleveland	11/23/16
	Damian Lillard at Denver	12/15/16
	Damian Lillard at Phoenix	12/15/16
	CJ McCollum vs. Milwaukee	11/6/18
	Damian Lillard at Washington	11/18/18
	CJ McCollum at Memphis	12/12/18
	Damian Lillard vs. Golden State	12/29/18
	Damian Lillard at Sacramento	1/13/21

20 Points - 20 Rebounds Club (Pts-Rebs)

TRAIL BLAZERS CAREER RECORDS



LeROY ELLIS (3)

10/27/70	Buffalo	25-26
11/29/70	at Milwaukee	27-25
2/20/71	Philadelphia	33-20

GARY GREGOR (1)

2/5/71	San Francisco	24-20
--------	---------------	-------

SIDNEY WICKS (6)

1/28/72	Golden State	25-25
2/19/72	L.A. Lakers	23-22
3/17/72	Golden State	27-23
12/19/72	at Chicago	31-22
1/5/73	Philadelphia	24-22
2/26/75	at L.A. Lakers	21-27

LLOYD NEAL (1)

2/17/73	L.A. Lakers	20-22
---------	-------------	-------

BILL WALTON (8)

11/03/74	Golden State	20-21
12/4/75	at Atlanta	24-20
1/11/76	at Atlanta	36-22
1/23/76	L.A. Lakers	27-22
1/24/76	at Golden State	28-26
11/2/76	Atlanta	22-22
11/26/76	at L.A. Lakers	26-21
12/18/76	L.A. Lakers	28-26

MAURICE LUCAS (3)

12/18/76	L.A. Lakers	26-21
2/3/77	at Indiana	35-22
2/19/77	at Denver	35-20

MYCHAL THOMPSON (4)

11/3/78	San Diego	20-22
12/10/81	at Phoenix	21-21
4/16/81	Phoenix	25-20
12/2/82	at Seattle	22-20

SAM BOWIE (1)

4/7/85	at L.A. Lakers	21-20
--------	----------------	-------

JEROME KERSEY (2)

2/12/88	Denver	34-20
3/3/89	Philadelphia	23-20

BUCK WILLIAMS (1)

12/16/90	Orlando	26-20
----------	---------	-------

ARVYDAS SABONIS (2)

2/25/98	at Chicago	21-20
3/12/98	Minnesota	28-20

BRIAN GRANT (1)

4/3/98	Dallas	20-20
--------	--------	-------

ZACH RANDOLPH (2)

4/11/03	at Memphis	31-20
12/18/03	Phoenix	29-20

LAMARCUS ALDRIDGE (5)

1/20/12	at Toronto	33-23
4/17/13	Golden State	30-21
11/23/13	at Golden State	30-21
12/12/13	Houston	31-25
1/20/14	at Houston	27-20

JUSUF NURKIC (2)

3/9/17	Philadelphia	28-20
1/1/19	at Sacramento	24-23
1/17/22	at Orlando	21-22

HASSAN WHITESIDE (2)

1/3/20	at Washington	23-21
3/6/20	at Phoenix	23-20

ENES KANTER (2)

3/4/21	Sacramento	22-21
4/10/21	Detroit	24-30

All-Time Triple Doubles (Pts-Reb-Ast)

JIM BARNETT (1)

12/1/70	San Diego	27-10-12
---------	-----------	----------

DALE SCHLUETER (2)

12/14/71	L.A. Lakers	20-19-10
1/11/72	Baltimore	16-17-10

SIDNEY WICKS (7)

10/21/72	Golden State	28-10-12
11/17/72	Golden State	25-16-10
11/25/72	at Philadelphia	30-14-10
1/7/73	Detroit	19-18-10
1/1/74	Buffalo	26-10-14
3/24/74	Milwaukee	22-16-10
10/25/75	Phoenix	21-18-10

JOHN JOHNSON (2)

12/13/73	at Phoenix	17-10-11
4/4/75	K.C.-Omaha	23-11-11

LARRY STEELE (1)

11/16/74	L.A. Lakers	12-11-10*
----------	-------------	-----------

BILL WALTON (5)

1/28/75	Phoenix	12-13-11
11/29/75	Buffalo	14-10-10

TRAIL BLAZERS CAREER RECORDS



1/20/76	at New York	21-19-10
12/6/77	at Cleveland	22-10-10
4/22/77	Denver (PO)	19-16-10
MYCHAL THOMPSON (2)		
4/5/83	L.A. Lakers	24-12-11
1/6/84	Denver	24-16-11
CLYDE DREXLER (21)		
3/1/85	Cleveland	19-10-10
3/5/85	at Atlanta	13-11-10
12/30/85	San Antonio	23-15-11
4/23/85	Dallas (PO)	20-10-10
5/3/85	L.A. Lakers (PO)	18-11-14
1/3/86	Phoenix	18-10-10
1/10/86	at Milwaukee	26-11-10**
3/1/86	Houston	24-12-13
11/14/86	L.A. Clippers	24-12-11
3/12/87	at L.A. Lakers	30-10-10
4/17/87	Utah	29-12-10
1/4/89	at L.A. Lakers	33-11-10
2/24/89	at Cleveland	18-11-12
2/26/89	at Miami	26-11-10
4/4/89	Detroit	25-13-10
3/7/90	at Boston	39-11-12
11/13/90	Denver	39-11-12
1/15/91	Minnesota	32-10-11
2/26/91	at San Antonio	11-14-11
4/20/91	L.A. Clippers	20-13-10
5/12/91	at Utah (PO)	15-11-10

2/5/87	L.A. Lakers	18-10-13
3/5/87	at Seattle	14-11-10
12/26/87	at Cleveland	15-10-14
2/14/88	Houston	13-10-13
12/16/88	at Phoenix	17-13-15
12/27/88	at Sacramento	12-10-13
4/1/89	L.A. Clippers	10-10-15
JEROME KERSEY (1)		
2/4/89	San Antonio	14-10-10
ROD STRICKLAND (2)		
11/22/92	Detroit	11-10-13
2/15/95	at Phoenix	26-11-18
DAMON STODAMIRE (3)		
4/6/01	at Golden State	15-10-10
4/6/05	Golden State	15-10-10
4/15/05	at Golden State	18-12-11

BRANDON ROY (1)		
2/1/08	New York	10-10-11
NICOLAS BATUM (4)		
1/21/13	Detroit	12-10-11
1/26/13	L.A. Clippers	20-10-12
11/2/13	San Antonio	11-12-11
1/8/14	Orlando	14-10-14
JUSUF NURKIC (1)		
1/16/19	Cleveland	10-10-10
CJ MCCOLLUM (1)		
1/26/19	Atlanta	28-10-10
EVAN TURNER (2)		
4/1/19	at Minnesota	13-11-10
4/3/19	Memphis	13-12-11
DAMIAN LILLARD (1)		
1/29/20	vs. Houston	36-10-11

All Triple-doubles in Pts-Reb-Ast unless noted. *Pts-Reb-Ast **Pts-Ast-Stl

TERRY PORTER (7)

OPPONENT INDIVIDUAL SINGLE-GAME RECORDS

Points

Game		
65	Kobe Bryant at L.A. Lakers (OT)	3/16/07
64	Rick Barry at Golden State	3/26/74
Half		
45	Rick Barry at Golden State	3/26/74
OT Period		
11	Terry Tyler at Detroit	11/26/82
	Ricky Rubio at Utah	11/1/17

Field Goals Made

Game		
30	Rick Barry at Golden State	3/26/74
Half		
21	Rick Barry at Golden State	3/26/74

Field Goals Attempted

Game

45	Rick Barry at Golden State	3/26/74
Half		
29	Rick Barry at Golden State	3/26/74

Three-Point Field Goals Made

Game		
11	Kyrie Irving at Cleveland	1/28/15
Half		
8	Tim Thomas vs. Milwaukee	1/5/01
	Kevin Love at Cleveland	11/23/16

Three-Point Field Goals Attempted

Game		
19	Kyrie Irving at Cleveland	1/28/15
Half		
13	J.R. Smith at New York	3/14/12

Free Throws Made

Game		
24	DeMar DeRozan at Toronto	3/4/16
Half		

TRAIL BLAZERS CAREER RECORDS



15 Nate Archibald at K.C.-Omaha 1/21/75

Free Throws Attempted

Game
34 DeAndre Jordan at L.A. Clippers 11/30/15
Half
26 DeAndre Jordan at L.A. Clippers 11/30/15

Free Throw Percentage

Game
1.000 Rick Barry (18-18) at Golden State 12/26/74
Bob McAdoo (18-18) vs. Buffalo 11/29/75
Kobe Bryant (18-18) vs. L.A. Lakers 4/10/13

Rebounds

Game
31 Wilt Chamberlain vs. L.A. Lakers 2/17/73
Half
20 Wilt Chamberlain vs. L.A. Lakers 2/17/73

Offensive Rebounds

Game
13 Larry Smith at Golden State 2/4/81
Moses Malone at Houston 1/14/82
J.J. Hickson at Denver 2/25/14

Defensive Rebounds

Game
24 Bob McAdoo at Buffalo 3/10/1974

Assists

Game
26 John Stockton at Utah 4/14/88
Half
15 Bob Washington at Cleveland 11/7/71
Ernie DiGregorio vs. Buffalo 1/1/74

Steals

Game
9 Darwin Cook at New Jersey (OT) 12/3/83
8 Sam Lacey at Kansas City 2/5/75
Henry Bibby vs. Philadelphia 3/1/77
Randy Smith vs. Buffalo 12/13/77
Randy Smith at New Jersey 3/13/83
Doc Rivers at Atlanta 12/4/85
Winston Garland at Golden State 4/20/88
John Stockton vs. Utah 3/2/99
Ty Lawson vs. Denver 12/29/11
Paul George vs. LA Clippers 10/25/21

Blocked Shots

Game
17 Elmore Smith at L.A. Lakers 10/28/73
Half
11 Elmore Smith at L.A. Lakers 10/28/73

Turnovers

Game

11 Bob Lanier vs. Detroit 10/31/78
Magic Johnson vs. L.A. Lakers 10/21/80
Kevin Edwards vs. Miami 1/3/89

Half

8 Carey Scurry vs. Utah 11/2/85

OPPONENT TEAM GAME HIGHS

Points

Game
162 at Denver (143-162) 2/13/81
Half
87 vs. Sacramento 4/10/19
1st Quarter
47 vs. L.A. Clippers 4/6/21
2nd Quarter
48 vs. Sacramento 4/10/19
3rd Quarter
47 at Phoenix 4/21/91
4th Quarter
50 at Golden State 3/21/89
Overtime
21 at Indiana 3/9/00

Field Goals Made

Game
67 at L.A. Lakers 1/30/72
Half
37 at Golden State 3/26/74

Field Goals Attempted

Game
125 vs. Cleveland (4OT) 10/18/74
121 at Golden State 3/26/74

Field Goal Percentage

Game
.667 Houston (50-75) 4/5/84

Three-Point Field Goals Made

Game
23 vs. Milwaukee 2/5/22
Half
16 at Cleveland 11/23/16

Three-Point Field Goals Attempted

Game
54 at Toronto 1/23/22
Half
31 at Boston 11/11/18



Free Throws Made

Game		
49	at Golden State	1/31/90

Free Throws Attempted

Game		
63	at Utah	11/17/88

Free Throw Percentage

Game		
1.000	vs. Utah (39-39)	12/7/82

Total Rebounds

Game		
78	at San Francisco	10/24/70
	Boston (in Philadelphia)	1/5/71

Half		
43	at Houston	11/4/71

Offensive Rebounds

Game		
32	at Sacramento	1/25/86

Defensive Rebounds

Game		
50	vs. Cleveland (4OT)	10/18/74
	vs. Milwaukee	1/11/20

Assists

Game		
48	at Milwaukee	11/21/78

Personal Fouls

Game		
43	vs. Chicago (4OT)	3/16/84
41	vs. Golden State	11/11/84
	vs. Utah	11/2/85

Steals

Game		
23	vs. Philadelphia	3/1/77

Blocked Shots

Game		
19	at L.A. Lakers	10/28/73

Turnovers

Game		
40	Boston (at Philadelphia)	1/5/71

Disqualifications

Game		
5	vs. Chicago (4OT)	3/16/84
3	10 teams, last at Memphis	1/27/07

Highest Scores

162	at Denver 162, Portland 143	2/13/81
160	at Phoenix 160, Portland 128	3/21/72
156	at Baltimore 156, Portland 104	11/24/70
	Chicago 156, Portland 152 (4OT)	3/16/84

OPPONENT TEAM GAME LOWS

Points

Game		
63	Denver (107-63)	4/16/97
	at Chicago (88-63)	1/3/00

Half		
22	Denver	4/16/97
	Miami	12/6/02

1st Quarter		
8	Sacramento	3/18/97
	Denver	4/16/97
	at New Jersey	11/18/06

2nd Quarter		
7	Golden State	1/1/83

3rd Quarter		
5	New York	2/26/97

4th Quarter		
9	at Golden State	4/6/79
	San Antonio	1/29/00
	Philadelphia	12/30/07
	at Golden State	3/11/10

Overtime		
0	Indiana (most recently)	3/10/96

Field Goals Made

Game		
20	vs. Denver	11/23/96

Field Goals Attempted

Game		
59	vs. Indiana	11/27/94
	at Charlotte	2/26/99
	vs. San Antonio	4/12/04
	at New Jersey	11/28/10
	vs. Cleveland	3/17/11

Field Goal Percentage

Game		
.267	vs. Cleveland (27-101)	11/19/77

Free Throws Made

Game		
2	at Minnesota	2/7/96

Free Throws Attempted

Game		
5	at Minnesota	2/7/96

Free Throw Percentage

TRAIL BLAZERS CAREER RECORDS



Game		
.214	at Houston (3-14)	2/22/83

Offensive Rebounds

Game		
1	at Denver	12/5/96
	vs. Miami	1/18/01
	at New Orleans	11/18/16
	at L.A. Lakers	3/26/17

Defensive Rebounds

Game		
14	vs. L.A. Clippers	3/15/98

Total Rebounds

Game		
22	vs. Minnesota	4/25/99

Miscellaneous

Assists		
6	at Oklahoma City	11/1/09
	vs. Cleveland	3/17/11

Personal Fouls		
8	at Detroit	12/9/14

Steals		
0	at Sacramento	4/23/88
	vs. Cleveland	1/16/19

Turnovers		
^1	at Denver	2/23/21

^NBA Record

Lowest Scores

63	Denver 63, Portland 107	4/16/97
	Chicago 63, Portland 88	1/3/00
64	Cleveland 64, Portland 96	1/13/02
	New Jersey 64, Portland 20	11/9/04
65	Denver 65, Portland 105	1/23/96
66	Sacramento 66, Portland 92	4/14/98
	Houston 66, Portland 81	4/8/03

OPPONENT TOP PERFORMANCES

Points

65	Kobe Bryant at L.A. Lakers (OT)	3/16/07
64	Rick Barry at Golden State	3/26/74
62	Stephen Curry at Golden State	1/3/21
58	Russell Westbrook at Oklahoma City	3/7/17
56	Trae Young vs. Atlanta	1/3/22
55	Nate Archibald at Cincinnati	2/23/72
	Kyrie Irving at Cleveland	1/28/15
	DeMarcus Cousins at Sacramento	12/20/16
53	Phil Chenier at Baltimore	12/6/72
	Michael Jordan at Chicago	1/8/87
52	Michael Jordan at Chicago	2/26/88

51	Bradley Beal vs. Washington	12/5/17
50	Lew Alcindor at Milwaukee	1/19/75
	Amar'e Stoudemire at Phoenix	1/7/05
	Kevin Durant vs. Golden State	2/14/18
	Kobe Bryant at L.A. Lakers	4/14/06
49	Lou Hudson vs. Atlanta	11/18/70
	Lew Alcindor vs. Milwaukee	10/18/72
	Gail Goodrich at L.A. Lakers	10/28/73
	Moses Malone at Houston	3/13/82
	Larry Bird at Boston (2OT)	3/15/92

Rebounds

31	Wilt Chamberlain vs. L.A. Lakers	2/17/73
29	Wes Unseld vs. Baltimore	1/11/72
28	Jerry Lucas at San Francisco	10/24/70
	Bob McAdoo at Buffalo	3/10/74
27	Billy Cunningham vs. Philadelphia (OT)	12/20/70
	Wilt Chamberlain at L.A. Lakers	1/31/71
	Wilt Chamberlain at L.A. Lakers	12/5/71
	James Donaldson at Dallas (3OT)	12/29/89
	Andre Drummond vs. Detroit	11/8/15
26	Willis Reed vs. New York	11/8/70
	Lew Alcindor vs. Milwaukee	11/22/70
	LeRoy Ellis at Philadelphia	10/24/73
	Reggie Evans vs. Brooklyn	3/27/13

Assists

26	John Stockton at Utah	4/14/88
25	Ernie DiGregorio vs. Buffalo	1/1/74
22	Magic Johnson at L.A. Lakers (OT)	11/6/90
21	Larry Siegfried vs. San Diego	11/16/70
	John Stockton at Utah	3/1/90
20	Bob Washington at Cleveland	11/7/71
	Gary Grant at L.A. Clippers	4/6/89
	Kevin Johnson at Phoenix	3/31/92
	Scott Skiles at Orlando	12/1/93
19	Lenny Wilkens at Seattle	10/23/70
	Nate McMillan vs. Seattle	2/18/89
	Chris Paul vs. L.A. Clippers	1/6/16

Field Goals Made

30	Rick Barry at Golden State	3/26/74
23	Kobe Bryant at L.A. Lakers (OT)	3/16/07
22	Lou Hudson vs. Atlanta	11/18/70
	Phil Chenier at Baltimore	12/6/72
21	Lew Alcindor at Milwaukee	12/20/72
	Larry Bird vs. Boston (OT)	2/14/86
	Michael Jordan at Chicago	2/26/88
	Karl Malone at Utah	12/26/95
	Russell Westbrook at Oklahoma City	3/7/17
	Bradley Beal vs. Washington	12/5/17

TRAIL BLAZERS CAREER RECORDS



Field Goals Attempted

45	Rick Barry at Golden State	3/26/74
39	Rick Barry vs. Golden State	11/3/74
	Michael Jordan vs. Chicago	11/29/91
	Kobe Bryant at L.A. Lakers (OT)	3/16/07
	Russell Westbrook at Oklahoma City	3/7/17
38	Lew Alcindor vs. Milwaukee	10/17/72
	Bob Love vs. Chicago	11/14/75
37	Alex English at Denver	11/8/84
	Chris Webber at Sacramento	2/20/00
	Kobe Bryant vs. L.A. Lakers	1/8/10
	Bradley Beal vs. Washington	12/5/17

Free Throws Made

24	DeMar DeRozan at Toronto	3/4/16
23	Nate Archibald at K.C.-Omaha	1/21/75
21	Ja Morant at Memphis	2/16/22
19	Moses Malone at Atlanta	12/8/89
	James Harden at Houston	2/8/15
	James Harden at Houston	11/18/15
18	Walt Bellamy vs. Atlanta	2/4/71
	Rick Barry at Golden State	12/26/74
	Bob McAdoo vs. Buffalo	11/29/75
	John Drew at Atlanta	1/11/76
	Michael Jordan vs. Chicago	3/22/87
	Charles Barkley at Philadelphia	12/9/87
	David Robinson at San Antonio	11/23/94
	Derrick Coleman at New Jersey	3/30/95
	Carmelo Anthony vs. Denver	10/29/09
	Kobe Bryant vs. L.A. Lakers	4/10/13

Free Throws Attempted

34	DeAndre Jordan at L.A. Clippers	11/30/15
25	Nate Archibald at K.C.-Omaha	1/21/75
	DeMar DeRozan at Toronto	3/4/16
	Ja Morant at Memphis	2/16/22
23	James Harden at Houston	2/8/15
22	Dave Bing vs. Detroit	1/15/73
	Moses Malone at Atlanta	12/8/89
	David Robinson at San Antonio	11/23/94
21	Nine players tied	

Steals

9	Darwin Cook at New Jersey (OT)	12/3/83
8	Sam Lacey at K.C.-Omaha	2/5/75
	Henry Bibby vs. Philadelphia	3/1/77
	Randy Smith vs. Buffalo	12/13/77
	Ed Jordan vs. New Jersey	3/17/79
	M.R. Richardson at New Jersey	3/13/83
	Doc Rivers at Atlanta	12/4/85
	Winston Garland at Golden State	4/20/88
	John Stockton vs. Utah	3/2/99
	Ty Lawson vs. Denver	12/29/11
	Paul George vs. LA Clippers	10/25/21

Blocked Shots

17	Elmore Smith at L.A. Lakers	10/28/73
14	Mark Eaton at Utah	1/18/85
13	Mark Eaton at Utah	2/18/83
	Manute Bol at Golden State	3/21/89
	Shawn Bradley at Dallas	11/8/98
12	Wayne Rollins at Atlanta	2/21/79
	Mark Eaton at Utah	11/1/86

TRAIL BLAZERS YEARLY STATISTICAL LEADERS

Minutes Played

		GP	Min.	Avg.
70-71	Petrie	82	3032	37.0
71-72	Wicks	82	*3245	*39.6
72-73	Wicks	80	3152	39.4
73-74	Wicks	75	2853	38.0
74-75	Wicks	82	3162	38.6
75-76	Wicks	79	3044	38.4
76-77	Lucas	79	2863	36.2
77-78	Hollins	81	2741	33.8
78-79	Owens	82	2791	34.0

79-80	R. Brewer	82	2815	34.3
80-81	M. Thompson	79	2790	35.3
81-82	M. Thompson	79	3129	*39.6
82-83	M. Thompson	80	3017	37.7
83-84	Paxson	82	2686	33.2
84-85	M. Thompson	79	2616	33.1
85-86	Vandeweghe	79	2791	35.3
86-87	Drexler	82	3114	38.0
87-88	Drexler	81	3060	37.8
88-89	Porter	81	3102	38.3
89-90	Kersey	82	2843	34.7
90-91	Drexler	82	2852	34.8
91-92	Porter	82	2784	34.0
92-93	Porter	81	2883	35.6

TRAIL BLAZERS CAREER RECORDS



93-94	Strickland	82	2889	35.2
94-95	C. Robinson	75	2725	36.3
95-96	C. Robinson	78	2980	38.2
96-97	C. Robinson	81	3077	38.0
97-98	R. Wallace	77	2896	37.6
98-99	Stoudamire	50	1673	33.4
99-00	R. Wallace	81	2845	35.1
00-01	R. Wallace	77	2940	38.2
01-02	R. Wallace	79	2963	37.5
02-03	R. Wallace	74	2684	36.3
03-04	Stoudamire	82	3118	38.0
04-05	Stoudamire	81	2762	34.1
05-06	Randolph	74	2545	34.4
06-07	Randolph	68	2425	35.7
07-08	Roy	74	2792	37.7
08-09	Roy	78	2903	37.2
09-10	Aldridge	78	2922	37.5
10-11	Aldridge	81	3211	*39.6
11-12	Aldridge	55	1994	36.3
12-13	Lillard	82	3167	38.6
13-14	Aldridge	82	2499	36.2
14-15	Lillard	82	2925	35.7
15-16	Lillard	75	2676	35.7
16-17	McCollum	80	2796	35.0
17-18	McCollum	81	2923	36.1
18-19	Lillard	80	2838	35.5
19-20	McCollum	70	2556	36.5
20-21	Lillard	67	2398	35.8
21-22	Simons	57	1681	29.5

*All-Time High

93-94	C. Robinson	82	1647	20.1
94-95	C. Robinson	75	1601	21.3
95-96	C. Robinson	78	1644	21.1
96-97	K. Anderson	82	1436	17.5
97-98	Rider	74	1458	19.7
98-99	Rider	47	651	13.9
99-00	R. Wallace	81	1325	16.4
00-01	R. Wallace	77	1477	19.2
01-02	R. Wallace	79	1521	19.3
02-03	R. Wallace	74	1340	18.1
03-04	Randolph	81	1626	20.1
04-05	Randolph	46	871	18.9
05-06	Randolph	74	1333	18.0
06-07	Randolph	68	1608	23.6
07-08	Roy	74	1416	19.1
08-09	Roy	78	1765	22.6
09-10	Roy	65	1398	21.5
10-11	Aldridge	81	1769	21.8
11-12	Aldridge	55	1191	21.7
12-13	Aldridge	74	1560	21.1
13-14	Aldridge	69	1603	23.2
14-15	Aldridge	71	1661	23.4
15-16	Lillard	75	1879	25.1
16-17	Lillard	75	2024	27.0
17-18	Lillard	73	1962	26.9
18-19	Lillard	80	2067	25.8
19-20	Lillard	66	1978	*30.0
20-21	Lillard	67	1928	28.8
21-22	Simons	57	988	17.3

*All-Time High

Scoring

		GP	Points	Avg.
70-71	Petrie	82	2031	24.8
71-72	Wicks	82	2009	24.5
72-73	Petrie	79	1970	24.9
73-74	Petrie	73	1771	24.3
74-75	Wicks	82	1778	21.9
75-76	Wicks	79	1505	19.1
76-77	Lucas	79	1599	20.2
77-78	Hollins	81	1285	15.9
78-79	Owens	82	1520	18.5
79-80	R. Brewer	82	1286	15.7
80-81	Paxson	79	1354	17.1
81-82	M. Thompson	79	1642	20.8
82-83	Paxson	81	1756	21.7
83-84	Paxson	81	1722	21.3
84-85	Vandeweghe	72	1616	22.4
85-86	Vandeweghe	79	1962	24.8
86-87	Vandeweghe	79	2122	26.9
87-88	Drexler	81	*2185	27.0
88-89	Drexler	78	2123	*27.2
89-90	Drexler	73	1703	23.3
90-91	Drexler	82	1767	21.5
91-92	Drexler	76	1903	25.0
92-93	C. Robinson	82	1570	19.1

Field Goals Made

		GP	FGM	Avg.
70-71	Petrie	82	784	9.6
71-72	Wicks	82	784	9.6
72-73	Petrie	79	836	*10.6
73-74	Petrie	73	740	10.1
74-75	Wicks	82	692	8.4
75-76	Wicks	79	580	7.3
76-77	Lucas	79	632	8.0
77-78	Hollins	81	531	6.6
78-79	Owens	82	600	7.3
79-80	R. Brewer	82	548	6.7
80-81	Paxson	79	585	7.4
81-82	M. Thompson	79	681	8.6
82-83	Paxson	81	682	8.4
83-84	Paxson	81	680	8.4
84-85	Vandeweghe	72	618	8.6
85-86	Vandeweghe	79	719	9.1
86-87	Vandeweghe	79	808	10.2
87-88	Drexler	81	*849	10.5
88-89	Drexler	78	829	*10.6
89-90	Drexler	73	670	9.2
90-91	Drexler	82	645	7.9
91-92	Drexler	76	694	9.1

TRAIL BLAZERS CAREER RECORDS



92-93	C. Robinson	82	632	7.7
93-94	C. Robinson	82	641	7.8
94-95	C. Robinson	75	597	8.0
95-96	C. Robinson	78	553	7.1
96-97	K. Anderson	82	485	5.9
97-98	Rider	74	441	7.4
98-99	Rider	47	249	5.2
99-00	R. Wallace	81	542	6.7
00-01	R. Wallace	77	590	7.6
01-02	R. Wallace	79	603	7.6
02-03	R. Wallace	74	515	7.0
03-04	Randolph	81	633	8.2
04-05	Randolph	46	332	7.2
05-06	Randolph	74	536	7.2
06-07	Randolph	68	600	8.8
07-08	Aldridge	76	561	7.4
08-09	Roy	78	633	8.1
09-10	Roy	65	491	7.6
10-11	Aldridge	81	707	8.7
11-12	Aldridge	55	483	8.8
12-13	Aldridge	74	638	8.6
13-14	Aldridge	69	652	9.5
14-15	Aldridge	71	659	9.3
15-16	Lillard	75	618	8.2
16-17	McCollum	80	692	8.7
17-18	McCollum	81	667	8.2
18-19	Lillard	80	681	8.5
19-20	Lillard	66	624	9.5
20-21	Lillard	67	602	9.0
21-22	Simons	57	353	6.2

*All-Time High

Field Goal Attempts

		GP	FGM	Avg.
70-71	Petrie	82	1770	21.6
71-72	Wicks	82	*1837	22.4
72-73	Petrie	79	1801	*22.8
73-74	Petrie	73	1537	21.1
74-75	Wicks	82	1391	17.0
75-76	Wicks	79	1201	15.2
76-77	Lucas	79	1359	16.0
77-78	Hollins	81	1202	14.8
78-79	Lucas	69	1208	17.5
79-80	R. Brewer	82	1182	14.4
80-81	Ransey	80	1162	14.5
81-82	M. Thompson	79	1303	16.5
82-83	Paxson	81	1323	16.3
83-84	Paxson	81	1322	16.3
84-85	Drexler	80	1161	14.5
85-86	Vandeweghe	79	1332	16.9
86-87	Vandeweghe	79	1545	19.6
87-88	Drexler	81	1679	20.7
88-89	Drexler	78	1672	21.4
89-90	Drexler	73	1357	18.6
90-91	Drexler	82	1338	16.3
91-92	Drexler	76	1476	19.4
92-93	C. Robinson	82	1336	16.3
93-94	C. Robinson	82	1404	17.1

94-95	C. Robinson	75	1320	17.6
95-96	C. Robinson	78	1306	16.7
96-97	K. Anderson	82	1137	13.9
97-98	Rider	74	1302	17.6
98-99	Stoudamire	50	629	12.5
99-00	R. Wallace	81	1045	13.0
00-01	R. Wallace	77	1178	15.3
01-02	R. Wallace	79	1287	16.2
02-03	R. Wallace	74	1094	14.8
03-04	Randolph	81	1358	16.9
04-05	Randolph	46	741	16.1
05-06	Randolph	74	1229	16.6
06-07	Randolph	68	1286	18.9
07-08	Roy	74	1170	15.8
08-09	Roy	78	1318	16.9
09-10	Roy	65	1038	16.0
10-11	Aldridge	81	1415	17.5
11-12	Aldridge	55	943	17.1
12-13	Aldridge	74	1318	17.8
13-14	Aldridge	69	1423	20.6
14-15	Aldridge	71	1415	19.9
15-16	Lillard	75	1474	19.7
16-17	Lillard	75	1488	19.8
17-18	McCollum	81	1505	18.6
18-19	Lillard	80	1533	19.2
19-20	McCollum	70	1356	19.4
20-21	Lillard	67	1334	19.9
21-22	Simons	57	797	14.0

*All-Time High

Field Goal Percentage (Min. 250 made)

		FGM	FGA	Pct.
70-71	Schlueter	257	527	.488
71-72	Schlueter	353	672	.525
72-73	O. Johnson	308	620	.497
73-74	Petrie	740	1537	.481
74-75	Steele	265	484	.548
75-76	Steele	322	651	.495
76-77	Twardzik	263	430	.612
77-78	Gross	381	720	.529
78-79	Owens	600	1095	.548
79-80	Washington	421	761	.553
80-81	Washington	325	571	.569
81-82	Natt	515	894	.576
82-83	Natt	644	1187	.543
83-84	Natt	500	857	.583
84-85	Bowie	299	557	.537
85-86	Kersey	258	470	.549
86-87	S. Johnson	494	889	.556
87-88	S. Johnson	258	488	.529
88-89	S. Johnson	296	565	.524
89-90	B. Williams	413	754	.548
90-91	B. Williams	358	595	.602
91-92	B. Williams	340	563	.604
92-93	B. Williams	270	528	.511
93-94	B. Williams	291	524	.555
94-95	B. Williams	309	604	.512
95-96	Sabonis	394	723	.545

TRAIL BLAZERS CAREER RECORDS



96-97	R. Wallace	380	681	.558
97-98	R. Wallace	466	875	.533
98-99	R. Wallace	242	476	** .508
99-00	R. Wallace	542	1045	.519
00-01	Wells	387	726	.533
01-02	Patterson	319	619	.515
02-03	D. Davis	237	438	.541
03-04	Randolph	663	1368	.485
04-05	Patterson	319	601	.531
05-06	Randolph	536	1229	.436
06-07	Randolph	600	1286	.467
07-08	Aldridge	561	1160	.484
08-09	Aldridge	601	1243	.484
09-10	Aldridge	579	1169	.495
10-11	Aldridge	707	1415	.500
11-12	Aldridge	483	943	*** .512
12-13	Hickson	418	744	.562
13-14	Lopez	355	644	.551
14-15	Kaman	283	549	.515
15-16	Plumlee	267	517	.516
16-17	Harkless	314	624	.503
17-18	Nurkic	480	951	.505
18-19	Nurkic	420	826	.508
19-20	Whiteside	436	702	* .621
20-21	Kanter	339	561	.604
21-22	Jusuf Nurkic	321	600	.535

*All-Time High

**Minimum reduced to 150 FGs (50 gm. sched.)

***Minimum reduced to 200 FGs (66 gm. sched.)

Three-Point Field Goals

		G	3ptM	Avg.
79-80	Bates	16	8	0.5
80-81	Bates	77	14	0.2
81-82	Bates	75	12	0.2
82-83	Townes	55	9	0.2
	Buse	41	9	0.2
83-84	Paxson	81	17	0.2
84-85	Colter	78	26	0.2
85-86	Colter	81	27	0.3
86-87	Vandeweghe	79	39	0.5
87-88	R. Anderson	62	42	0.8
88-89	Porter	81	79	0.9
89-90	Porter	80	89	1.1
90-91	Porter	81	130	1.6
91-92	Porter	82	128	1.6
92-93	Porter	81	143	1.8
93-94	Porter	77	110	0.9
94-95	C. Robinson	75	142	1.9
95-96	C. Robinson	78	178	2.3
96-97	K. Anderson	82	132	1.6
97-98	Rider	74	135	1.8
98-99	W. Williams	48	63	1.3
99-00	S. Smith	82	96	1.2
00-01	Stoudamire	82	82	1.0
01-02	R. Wallace	79	114	1.4
02-03	D. Anderson	76	116	1.5
03-04	Stoudamire	92	156	1.9
04-05	Stoudamire	81	181	2.2
05-06	Blake	68	76	1.1

06-07	Webster	82	91	1.1
07-08	Webster	75	123	1.6
08-09	Fernandez	78	159	2.0
09-10	Fernandez	62	98	1.6
10-11	Matthews	82	154	1.9
11-12	Matthews	66	129	2.0
12-13	Lillard	82	185	2.3
13-14	Lillard	82	218	2.7
14-15	Matthews	60	173	2.9
15-16	Lillard	75	229	3.1
16-17	Lillard	75	214	2.9
17-18	Lillard	73	227	3.1
18-19	Lillard	80	237	3.0
19-20	Lillard	66	270	4.1
20-21	Lillard	67	*275	*4.1
20-22	Simons	57	179	3.1

*All-Time High

Three-Point Field Goal Attempts

		G	3ptM	Avg.
79-80	R. Brewer	82	32	0.4
80-81	Bates	77	54	0.7
81-82	Bates	75	41	0.5
82-83	Buse	41	35	0.9
83-84	Paxson	81	59	0.7
84-85	Colter	78	74	0.9
85-86	Colter	81	83	1.0
86-87	Paxson	72	98	1.4
87-88	R. Anderson	62	135	2.2
88-89	Porter	81	219	2.7
89-90	Porter	80	238	3.0
90-91	Porter	81	313	3.9
91-92	Drexler	76	338	4.4
92-93	Porter	81	345	4.3
93-94	Porter	77	282	3.7
94-95	C. Robinson	75	383	5.1
95-96	C. Robinson	78	471	6.0
96-97	K. Anderson	82	366	4.5
97-98	Rider	74	420	5.7
98-99	W. Williams	48	144	3.0
99-00	Pippen	82	263	3.2
00-01	S. Smith	81	230	2.8
01-02	R. Wallace	79	317	4.0
02-03	D. Anderson	76	331	4.4
03-04	Stoudamire	92	427	5.2
04-05	Stoudamire	81	490	6.0
05-06	Blake	68	184	2.7
06-07	Webster	82	250	3.0
07-08	Webster	75	317	4.2

TRAIL BLAZERS CAREER RECORDS



08-09	Fernandez	78	398	5.1
09-10	Fernandez	62	266	4.3
10-11	Matthews	82	378	4.6
11-12	Matthews	66	337	5.1
12-13	Lillard	82	503	6.1
13-14	Lillard	82	554	6.8
14-15	Matthews	60	445	7.4
15-16	Lillard	75	610	8.1
16-17	Lillard	75	579	7.7
17-18	Lillard	73	629	8.6
18-19	Lillard	80	643	8.0
19-20	Lillard	66	674	10.2
20-21	Lillard	67	*704	*10.5
21-22	Simons	57	442	7.8

*All-Time High

10-11	Matthews	154	378	.407
11-12	Batum	107	274	.391
12-13	Matthews	169	425	.398
13-14	Lillard	218	554	.394
14-15	McCollum	55	139	.396
15-16	McCollum	197	472	.417
16-17	Crabbe	134	302	.444
17-18	McCollum	189	476	.397
18-19	Curry	113	251	.450
19-20	Trent Jr.	112	268	.418
20-21	Simons	120	282	.426
21-22	Powell	90	229	.406

*All-Time High

**No Trail Blazers Qualified

3-point field goals were instituted in 1979-80. Minimum makes to qualify was 25 in 1983-84, raised to 50 in 1990-91 and raised to 55 in 1997-98.

Three-Point Field Goal Percentage

		3ptM	3ptA	Pct.
79-80	Twardzik	4	7	.571
80-81	Natt	4	8	.500
81-82	Bates	12	41	.293
82-83	Townes	9	25	.360
83-84	Paxson	17	59	** .288
84-85	Colter	26	74	.351
85-86	Colter	27	83	.325
86-87	Vandeweghe	39	81	*.481
87-88	R. Anderson	42	135	.311
88-89	Porter	79	219	.361
89-90	Petrovic	34	74	.459
90-91	Porter	130	313	.415
91-92	Porter	128	324	.395
92-93	Porter	143	345	.414
93-94	Murray	50	109	.459
94-95	C. Robinson	142	383	.371
95-96	C. Robinson	178	471	.378
96-97	Rider	99	257	.385
97-98	Rider	135	420	.321
98-99	W. Williams	63	144	.438
99-00	S. Smith	96	263	.398
00-01	Anthony	65	159	.409
01-02	Wells	66	172	.384
02-03	R. Wallace	110	307	.358
03-04	Stoudamire	156	427	.365
04-05	Van Exel	100	257	.389
05-06	Blake	76	184	.413
06-07	Udoka	89	219	.406
07-08	Jones	91	205	.444
08-09	Blake	140	328	.427
09-10	Blake	78	207	.377

Free Throws Made

		GP	FTM	Avg.
70-71	Petrie	82	463	5.6
71-72	Wicks	82	441	5.4
72-73	Wicks	80	384	4.8
73-74	Wicks	75	314	4.2
74-75	Wicks	82	394	4.8
75-76	Wicks	79	345	4.4
76-77	Lucas	79	335	4.2
77-78	Hollins	81	223	2.8
78-79	Owens	82	320	3.9
79-80	Washington	80	231	2.9
80-81	M. Thompson	79	207	2.6
81-82	Natt	75	294	3.9
82-83	Paxson	81	388	4.8
83-84	Paxson	81	345	4.3
84-85	Vandeweghe	72	369	5.1
85-86	Vandeweghe	79	*523	6.6
86-87	Vandeweghe	79	467	5.9
87-88	Drexler	81	476	5.9
88-89	Drexler	78	438	5.6
89-90	Porter	80	421	5.3
90-91	Drexler	82	416	5.1
91-92	Drexler	76	401	5.3
92-93	Porter	81	327	4.0
93-94	Strickland	82	353	4.3
94-95	Strickland	64	283	4.4
95-96	C. Robinson	78	360	4.6
96-97	Ken Anderson	82	334	4.1
97-98	Sabonis	73	323	4.4
98-99	B. Grant	48	184	3.8
99-00	S. Smith	82	289	3.5
00-01	S. Smith	81	309	3.8
01-02	Wells	74	215	2.9
02-03	Der. Anderson	76	231	3.0

TRAIL BLAZERS CAREER RECORDS



03-04	Randolph	81	299	3.7
04-05	Randolph	46	207	4.5
05-06	Randolph	74	245	3.3
06-07	Randolph	68	394	5.8
07-08	Roy	74	281	3.8
08-09	Roy	78	416	5.3
09-10	Roy	65	343	5.3
10-11	Aldridge	81	351	4.3
11-12	Aldridge	55	223	4.1
12-13	Aldridge	74	282	3.8
13-14	Lillard	82	371	4.5
14-15	Aldridge	71	306	4.3
15-16	Lillard	75	414	5.5
16-17	Lillard	75	488	6.5
17-18	Lillard	73	493	6.8
18-19	Lillard	80	468	5.9
19-20	Lillard	66	460	*7.0
20-21	Lillard	67	449	6.7
21-22	Nurkic	56	185	3.3

* All-Time High

05-06	Randolph	74	343	4.6
06-07	Randolph	68	481	7.1
07-08	Roy	74	373	5.0
08-09	Roy	78	505	6.5
09-10	Roy	65	440	6.8
10-11	Aldridge	81	444	5.5
11-12	Aldridge	55	274	5.0
12-13	Aldridge	74	348	4.7
13-14	Lillard	82	426	5.2
14-15	Aldridge	71	362	5.1
15-16	Lillard	75	464	6.2
16-17	Lillard	75	545	7.3
17-18	Lillard	73	538	7.4
18-19	Lillard	80	513	6.4
19-20	Lillard	66	518	*7.8
20-21	Lillard	67	484	7.2
21-22	Nurkic	56	268	4.8

* All-Time High

Free Throw Attempts

	GP	FTA	Avg.	
70-71	Petrie	82	600	7.3
71-72	Wicks	82	*621	7.6
72-73	Wicks	80	531	6.6
73-74	Wicks	75	412	5.5
74-75	Wicks	82	558	6.8
75-76	Wicks	79	512	6.5
76-77	Lucas	79	438	5.2
77-78	Hollins	81	300	3.7
78-79	Owens	82	403	4.9
79-80	Washington	80	360	4.5
80-81	M. Thompson	79	323	4.1
81-82	M. Thompson	79	446	5.6
82-83	Paxson	81	478	5.9
83-84	Paxson	81	410	5.1
84-85	M. Thompson	79	449	5.7
85-86	Vandeweghe	79	602	7.6
86-87	Vandeweghe	79	527	6.7
87-88	Drexler	81	587	7.2
88-89	Drexler	78	548	7.0
89-90	Porter	80	472	5.9
90-91	Drexler	82	524	6.4
91-92	Drexler	76	505	6.6
92-93	C. Robinson	82	416	5.1
93-94	Strickland	82	471	5.7
94-95	C. Robinson	75	382	5.1
95-96	C. Robinson	78	542	6.9
96-97	Ken Anderson	82	435	5.3
97-98	Sabonis	73	405	5.5
98-99	B. Grant	48	226	4.7
99-00	S. Smith	82	340	4.1
00-01	S. Smith	81	347	4.2
01-02	Wells	74	290	3.9
02-03	Wells	75	313	4.2
03-04	Randolph	81	393	4.9
04-05	Randolph	46	254	5.5

Free Throw Percentage (Min. 125 made)

	FTM	FTA	Pct.	
70-71	McKenzie	331	396	.836
71-72	McKenzie	315	379	.831
72-73	C. Davis	126	161	.783
73-74	Petrie	291	341	.853
74-75	Petrie	261	311	.839
75-76	Petrie	277	334	.829
76-77	Gross	183	215	.851
77-78	J. Davis	188	227	.828
78-79	Twardzik	261	299	.873
79-80	R. Brewer	184	219	.840
80-81	Bates	170	199	.854
81-82	Bates	166	211	.787
82-83	Paxson	388	478	.812
83-84	Paxson	345	410	.841
84-85	Vandeweghe	369	412	.896
85-86	Paxson	217	244	.889
86-87	Vandeweghe	467	527	.886
87-88	Vandeweghe	159	181	.878
88-89	Porter	272	324	.840
89-90	Porter	421	472	.892
90-91	Porter	279	339	.823
91-92	Porter	315	368	.856
92-93	Elie	183	214	.855
93-94	Porter	204	234	.872
94-95	Drexler	207	248	.835
95-96	McKie	152	199	.764
96-97	Rider	212	361	.812
97-98	Rider	221	267	.828
98-99	J. Jackson	85	101	** .842
99-00	S. Smith	289	340	.850
00-01	S. Smith	309	347	.890
01-02	Stoudamire	174	196	.888
02-03	D. Anderson	231	269	.859
03-04	Stoudamire	127	145	.876
04-05	Stoudamire	182	199	.914
05-06	Dixon	156	194	.904
06-07	Jack	243	279	.871

TRAIL BLAZERS CAREER RECORDS



07-08	Jack	215	248	.867
08-09	Roy	416	505	.824
09-10	Bayless	201	242	.831
10-11	Fernandez	126	146	.863
11-12	Crawford	191	206	.927
12-13	Batum	178	210	.848
13-14	Lillard	371	426	.871
14-15	Lillard	344	398	.864
15-16	Lillard	414	464	.892
16-17	McCollum	268	297	.912
17-18	Lillard	493	538	.916
18-19	Lillard	468	513	.912
19-20	Lillard	460	518	.888
20-21	Lillard	449	484	*.928
21-22	Lillard	159	181	.878

*All-Time High

**Minimum 75 FTs (50 game schedule)

06-07	Randolph	68	688	10.1
07-08	Przybilla	77	649	8.4
08-09	Przybilla	82	717	8.7
09-10	Camby	23	255	11.1
10-11	Camby	59	606	10.3
11-12	Camby	40	354	8.9
12-13	Hickson	80	828	10.4
13-14	Aldridge	69	766	11.1
14-15	Aldridge	71	726	10.2
15-16	Plumlee	82	628	7.7
16-17	Aminu	61	451	7.4
17-18	Plumlee	79	708	9.0
18-19	Plumlee	72	748	10.4
19-20	Whiteside	67	905	13.5
20-21	Kanter	72	795	11.0
21-22	Nurkic	56	619	11.1

*All-Time High

Total Rebounds

		GP	Reb	Avg.
70-71	Ellis	74	907	12.3
71-72	Wicks	82	943	11.5
72-73	L. Neal	82	*967	11.8
73-74	Roberson	69	701	10.2
74-75	Wicks	82	877	10.7
75-76	Wicks	79	712	9.0
76-77	Walton	65	934	*14.4
77-78	Walton	58	766	13.2
78-79	Owens	82	740	9.0
79-80	Washington	80	842	10.5
80-81	Washington	73	686	9.4
81-82	M. Thompson	79	921	11.7
82-83	M. Thompson	80	753	9.4
83-84	M. Thompson	79	688	8.7
84-85	Bowie	76	656	8.6
85-86	M. Thompson	82	608	7.4
86-87	S. Johnson	79	566	7.2
87-88	Kersey	79	657	8.3
88-89	Duckworth	79	635	8.0
89-90	B. Williams	82	800	9.8
90-91	B. Williams	80	751	9.4
91-92	B. Williams	80	704	8.8
92-93	B. Williams	82	690	8.4
93-94	B. Williams	81	843	10.4
94-95	Dudley	82	764	9.3
95-96	Dudley	80	720	9.0
96-97	Dudley	81	593	7.3
97-98	Sabonis	73	729	10.0
98-99	B. Grant	48	470	9.8
99-00	R. Wallace	81	566	7.0
00-01	D. Davis	81	606	7.4
01-02	D. Davis	78	688	8.8
02-03	D. Davis	78	564	7.2
03-04	Randolph	81	851	10.5
04-05	Randolph	46	851	9.6
05-06	Randolph	74	592	8.0

Offensive Rebounds

		GP	Off. Reb	Avg.
73-74	Roberson	69	251	3.6
74-75	Wicks	82	231	2.8
75-76	Wicks	79	245	3.1
76-77	Lucas	79	271	2.4
77-78	Owens	82	195	3.4
78-79	Owens	82	263	3.2
79-80	Washington	80	*325	*4.1
80-81	Washington	73	236	3.2
81-82	M. Thompson	79	258	3.3
82-83	Natt	80	214	2.7
	Cooper	80	214	2.7
83-84	M. Thompson	79	235	3.0
84-85	Drexler	80	217	2.7
85-86	M. Thompson	82	181	2.2
86-87	Drexler	82	227	2.8
87-88	Drexler	81	261	3.2
88-89	Drexler	78	289	3.7
89-90	Kersey	82	251	3.1
90-91	B. Williams	80	227	2.8
91-92	B. Williams	80	260	3.3
92-93	B. Williams	82	232	2.8
93-94	B. Williams	81	315	3.9
94-95	Dudley	82	*325	4.0
95-96	Dudley	80	239	3.0
96-97	Dudley	81	204	2.5
97-98	B. Grant	61	197	3.2
98-99	B. Grant	48	173	3.6
99-00	R. Wallace	81	129	1.6
00-01	D. Davis	81	233	2.8
01-02	D. Davis	78	262	3.3
02-03	D. Davis	78	233	3.0
03-04	Randolph	81	242	3.0
04-05	Randolph	46	142	3.1
05-06	Randolph	74	193	2.6
06-07	Randolph	68	199	2.9
07-08	Aldridge	76	220	2.9
08-09	Aldridge	81	234	2.9
09-10	Camby	23	83	3.6

TRAIL BLAZERS CAREER RECORDS



10-11	Aldridge	81	278	3.4
11-12	Hickson	19	66	3.5
12-13	Hickson	80	266	3.3
13-14	Lopez	82	326	4.0
14-15	Lopez	59	190	3.2
15-16	Davis	81	224	2.8
16-17	Vonleh	74	131	1.8
17-18	Nurkic	79	189	2.4
18-19	Nurkic	72	243	3.4
19-20	Whiteside	67	258	3.9
20-21	Kanter	72	284	3.9
21-22	Nurkic	56	167	3.0

*All-Time High

Off. rebounds not an official stat before 73-74

12-13	Hickson	80	562	7.0
13-14	Aldridge	69	600	8.7
14-15	Aldridge	71	549	7.7
15-16	Plumlee	82	427	5.2
16-17	Aminu	61	374	6.1
17-18	Plumlee	79	519	6.6
18-19	Plumlee	72	505	7.0
19-20	Whiteside	67	647	9.7
20-21	Kanter	72	511	7.1
21-22	Nurkic	56	452	8.1

*All-Time High

Def. rebounds not an official stat before 73-74

Defensive Rebounds

		GP	Def. Reb	Avg.
73-74	Roberson	69	488	6.5
74-75	Wicks	82	646	7.9
75-76	Wicks	79	549	10.8
76-77	Walton	65	*723	11.1
77-78	Walton	58	648	*11.2
78-79	Lucas	69	524	7.6
79-80	Washington	80	517	6.5
80-81	M. Thompson	79	463	5.9
81-82	M. Thompson	79	663	8.4
82-83	M. Thompson	80	570	7.1
83-84	M. Thompson	79	453	5.7
84-85	Bowie	76	449	5.9
85-86	M. Thompson	82	427	5.2
86-87	S. Johnson	79	372	4.7
87-88	Kersey	79	446	5.6
88-89	Duckworth	79	389	4.9
89-90	B. Williams	82	550	6.7
90-91	B. Williams	80	524	6.6
91-92	B. Williams	80	444	5.6
92-93	B. Williams	82	458	5.6
93-94	B. Williams	81	528	6.5
94-95	Dudley	82	439	5.4
95-96	Dudley	80	481	6.0
96-97	Dudley	81	389	4.8
97-98	Sabonis	73	580	7.9
98-99	Sabonis	50	305	6.1
99-00	R. Wallace	81	437	5.4
00-01	R. Wallace	77	455	5.9
01-02	R. Wallace	79	509	6.4
02-03	R. Wallace	74	435	5.9
03-04	Randolph	81	609	7.5
04-05	Randolph	46	300	6.5
05-06	Randolph	74	399	5.4
06-07	Randolph	68	489	7.2
07-08	Przybilla	77	454	5.9
08-09	Przybilla	82	513	6.3
09-10	Camby	23	172	7.5
10-11	Camby	59	424	7.2
11-12	Camby	40	249	6.3

Assists

		GP	Ast.	Avg.
70-71	Petrie	82	390	4.8
71-72	Adelman	80	413	5.2
72-73	Wicks	80	440	5.5
73-74	Wicks	75	326	4.3
74-75	Petrie	80	424	5.3
75-76	Petrie	72	330	4.6
76-77	Hollins	76	313	4.1
77-78	Hollins	81	380	4.7
78-79	Hollins	64	325	5.1
79-80	Twardzik	67	273	5.1
80-81	Ransey	80	555	6.9
81-82	Ransey	78	555	7.1
82-83	Lever	81	426	5.3
83-84	Valentine	68	395	5.8
84-85	Valentine	75	522	7.0
85-86	Drexler	75	600	8.0
86-87	Porter	80	715	8.9
87-88	Porter	82	*831	*10.1
88-89	Porter	81	770	9.5
89-90	Porter	80	726	9.1
90-91	Porter	81	649	8.0
91-92	Drexler	76	512	6.7
92-93	Strickland	78	559	7.2
93-94	Strickland	82	740	9.0
94-95	Strickland	64	562	8.8
95-96	Strickland	67	640	9.6
96-97	Ken Anderson	82	584	7.1
97-98	Ken Anderson	45	245	5.4
98-99	Stoudamire	50	312	6.2
99-00	Pippen	82	406	5.0
00-01	Stoudamire	82	468	5.7
01-02	Stoudamire	75	490	6.5
02-03	Pippen	64	285	4.5
03-04	Stoudamire	82	500	6.1
04-05	Stoudamire	81	458	5.7
05-06	Blake	68	306	4.5
06-07	Jack	79	417	5.3
07-08	Roy	74	430	5.8
08-09	Roy	78	400	5.1
09-10	Miller	82	445	5.4
10-11	Miller	81	566	7.0

TRAIL BLAZERS CAREER RECORDS



11-12	Felton	60	390	6.5
12-13	Lillard	82	531	6.5
13-14	Lillard	82	457	5.6
14-15	Lillard	82	507	6.2
15-16	Lillard	75	512	6.8
16-17	Lillard	75	440	5.9
17-18	Lillard	73	481	6.6
18-19	Lillard	80	551	6.9
19-20	Lillard	66	530	8.0
20-21	Lillard	67	505	7.5
21-22	Simons	57	221	3.9

*All-Time High

16-17	Harkless	77	85	1.3
17-18	Napier	74	81	1.1
18-19	Lillard	80	88	1.1
19-20	Lillard	66	70	1.6
20-21	Covington	70	101	1.4
21-22	Covington	48	74	1.5

*All-Time High

Steals not an official statistic before 1973-74

Steals

		GP	Stl	Avg.
73-74	Steele	81	*217	*2.7
74-75	Steele	76	183	2.4
75-76	Steele	81	170	2.1
76-77	Hollins	76	166	2.2
77-78	Hollins	81	157	1.9
78-79	Hollins	64	114	1.8
79-80	Dunn	82	102	1.2
80-81	Paxson	79	140	1.8
81-82	Paxson	82	129	1.6
82-83	Lever	81	153	1.9
83-84	Lever	81	135	1.7
84-85	Drexler	80	177	2.2
85-86	Drexler	75	197	2.6
86-87	Drexler	82	204	2.5
87-88	Drexler	81	203	2.5
88-89	Drexler	78	213	*2.7
89-90	Porter	80	151	1.9
90-91	Porter	81	158	2.0
91-92	Drexler	76	138	1.8
92-93	Strickland	78	131	1.7
93-94	Strickland	82	147	1.8
94-95	Strickland	64	123	1.9
95-96	Strickland	67	97	1.4
96-97	Ken Anderson	82	162	2.0
97-98	R. Wallace	77	75	1.0
98-99	Anthony	50	66	1.3
99-00	Pippen	82	117	1.4
00-01	Stoudamire	82	106	1.3
01-02	Pippen	62	101	1.6
02-03	Pippen	64	105	1.6
03-04	Der. Anderson	51	66	1.3
04-05	Patterson	70	106	1.5
05-06	Telfair	68	66	1.0
06-07	Jack	79	86	1.1
07-08	Roy	74	79	0.9
08-09	Roy	78	88	1.1
09-10	Miller	82	93	1.1
10-11	G. Wallace	23	46	2.0
11-12	G. Wallace	42	62	1.5
12-13	Matthews	69	90	1.3
13-14	Matthews	82	76	0.9
14-15	Matthews	60	77	1.3
15-16	McCollum	80	97	1.2

Blocked Shots

		GP	Blk	Avg.
73-74	L. Neal	80	73	0.9
74-75	Walton	35	94	2.7
75-76	L. Neal	68	107	1.6
76-77	Walton	65	*211	3.2
77-78	Walton	58	146	2.5
78-79	M. Thompson	73	134	1.8
79-80	Washington	80	131	1.6
80-81	M. Thompson	79	170	2.2
81-82	M. Thompson	79	107	1.4
82-83	Cooper	80	136	1.7
83-84	M. Thompson	79	108	1.4
84-85	Bowie	76	203	2.7
85-86	Bowie	38	96	2.5
86-87	Cald. Jones	78	77	1.0
	Kersey	82	77	0.9
87-88	Cald. Jones	79	99	1.3
88-89	Cald. Jones	72	85	1.2
89-90	Cooper	79	95	1.2
90-91	Kersey	73	76	1.0
	C. Robinson	82	76	0.9
91-92	C. Robinson	82	107	1.3
92-93	C. Robinson	82	163	2.0
93-94	C. Robinson	82	111	1.4
94-95	Dudley	82	126	1.5
95-96	Dudley	80	100	1.3
96-97	Dudley	81	96	1.2
97-98	Cato	74	94	1.3
98-99	Sabonis	50	63	1.2
99-00	R. Wallace	81	107	1.3
00-01	R. Wallace	77	135	1.8
01-02	R. Wallace	79	101	1.3
02-03	R. Wallace	74	77	1.0
03-04	Ratliff	32	141	*4.4
04-05	Ratliff	63	158	2.5
05-06	Przybilla	56	130	2.3
06-07	Outlaw	67	74	1.1
07-08	Aldridge	76	94	1.2
08-09	Przybilla	82	97	1.2
09-10	Oden	21	48	2.3
10-11	Camby	59	92	1.6
11-12	Camby	40	56	1.4
12-13	Aldridge	74	91	1.2
13-14	Lopez	82	139	1.7
14-15	Lopez	59	84	1.4

TRAIL BLAZERS CAREER RECORDS



15-16	Plumlee	82	85	1.0
16-17	Harkless	77	70	0.9
17-18	Nurkic	79	111	1.4
18-19	Nurkic	72	103	1.4
19-20	Whiteside	67	196	2.9
20-21	Covington	70	84	1.2
21-22	Covington	48	63	1.3

*All-Time High

14-15	Lillard	82	164	2.0
15-16	Plumlee	82	253	3.1
16-17	Harkless	77	214	2.8
17-18	Nurkic	79	247	3.1
18-19	Nurkic	72	250	3.5
19-20	Whiteside	67	196	4.9
20-21	Covington	70	195	2.8
21-22	Nurkic	56	189	3.4

*All-Time High

Personal Fouls

	GP	PF	Avg.	
70-71	Schlueter	80	265	3.3
71-72	Schlueter	81	277	3.4
72-73	L. Neal	82	305	3.7
73-74	Steele	81	295	3.6
74-75	Wicks	82	289	3.5
75-76	Steele	81	289	3.6
76-77	Lucas	79	294	3.7
77-78	Hollins	81	268	3.3
78-79	Owens	82	329	4.0
79-80	Washington	80	307	3.8
80-81	Washington	73	258	3.5
81-82	M. Thompson	79	233	2.9
82-83	Cooper	80	318	4.0
83-84	Carr	82	274	3.3
84-85	Bowie	76	278	3.6
85-86	Drexler	75	270	3.6
86-87	S. Johnson	79	*340	*4.3
87-88	Kersey	79	302	3.8
88-89	Duckworth	79	300	3.8
89-90	Kersey	82	304	3.7
90-91	C. Robinson	82	263	3.2
91-92	C. Robinson	82	274	3.3
92-93	C. Robinson	82	287	3.5
93-94	C. Robinson	82	263	3.2
94-95	Dudley	82	286	3.5
95-96	Dudley	80	251	3.1
96-97	C. Robinson	81	251	3.1
97-98	R. Wallace	77	268	3.5
98-99	R. Wallace	49	175	3.6
99-00	R. Wallace	81	216	2.6
00-01	R. Wallace	77	206	2.6
01-02	R. Wallace	79	212	2.6
02-03	R. Wallace	74	223	3.0
03-04	Randolph	81	227	3.7
04-05	Przybilla	76	239	3.1
05-06	Khryapa	69	209	3.0
06-07	Magloire	81	226	2.8
07-08	Aldridge	76	240	3.2
08-09	Oden	61	238	3.9
09-10	Oden	21	84	4.0
10-11	G. Wallace	23	63	2.7
11-12	Aldridge	55	153	2.8
12-13	Aldridge	74	187	2.5
13-14	Lillard	82	197	2.4
	Williams	74	197	2.7

Disqualifications

	GP	No.	
70-71	Ellis	74	5
71-72	Steele	72	8
72-73	G. Smith	72	8
73-74	Steele	81	10
74-75	Steele	76	6
75-76	Steele	81	8
76-77	Gross	82	7
77-78	Owens	82	7
78-79	Owens	82	15
79-80	Washington	80	8
80-81	Owens	79	10
81-82	Harper	68	7
82-83	Carr	82	10
83-84	Natt	79	3
	Carr	82	3
84-85	Bowie	76	9
85-86	Drexler	76	8
86-87	S. Johnson	79	*16
87-88	Kersey	79	8
88-89	Duckworth	79	6
	Kersey	76	6
89-90	Kersey	82	7
90-91	Duckworth	81	5
91-92	C. Robinson	82	11
92-93	C. Robinson	82	8
93-94	Drexler	68	2
94-95	Dudley	82	6
95-96	McKie	81	5
96-97	C. Robinson	81	6
97-98	Sabonis	73	7
98-99	R. Wallace	49	6
99-00	Sabonis	66	3
	Wells	66	3
00-01	Kemp	68	3
01-02	Pippen	62	3
02-03	R. Wallace	74	2
	Wells	75	2
03-04	Stoudamire	82	2
	McInnis	39	2
04-05	Ratliff	63	4
05-06	Khryapa	69	7
06-07	Aldridge	63	3
07-08	Aldridge	76	7
08-09	Aldridge	82	4
	Oden	61	4
09-10	Aldridge	78	2
	Przybilla	30	2

TRAIL BLAZERS CAREER RECORDS



10-11	Aldridge	81	3		Matthews	60	1
11-12	Aldridge	55	1		Wright	48	1
	Wallace	42	1	15-16	Plumlee	82	4
12-13	Aldridge	74	1	16-17	Harkless	77	4
	Babbitt	62	1	17-18	Collins	66	2
	Claver	49	1	18-19	Nurkic	72	9
	Price	39	1	19-20	Nurkic	8	3
13-14	Lopez	82	2	20-21	Anthony	69	1
14-15	Afflalo	78	1		Powell	27	1
	Crabbe	51	1		Simons	64	1
	Kaman	74	1	21-22	Nurkic	56	4
					*All-Time High		



TRAIL BLAZERS YEARLY NBA RANKINGS

All Games

	W	L	Rank
1970-71	*29	*53	15
1971-72	*18	*64	17
1972-73	21	61	15-T
1973-74	27	55	16
1974-75	38	44	12-T
1975-76	37	45	14
1976-77	49	33	4-T
1977-78	58	24	1
1978-79	45	37	11
1979-80	38	44	13
1980-81	45	37	8-T
1981-82	42	40	13-T
1982-83	46	36	9
1983-84	48	34	6
1984-85	42	40	9-T
1985-86	40	42	11
1986-87	49	33	7
1987-88	53	29	5-T
1988-89	39	43	17
1989-90	59	23	2-T
1990-91	63	19	1
1991-92	57	25	2
1992-93	51	31	7
1993-94	47	35	11-T
1994-95	*44	*38	12
1995-96	44	38	13
1996-97	49	33	11
1997-98	46	36	12
1998-99	35	15	3
1999-00	59	23	2
2000-01	50	32	10-T
2001-02	49	33	8-T
2002-03	50	32	5-T
2003-04	41	41	14-T
2004-05	27	55	26
2005-06	21	61	30
2006-07	32	50	24-T
2007-08	41	41	15-T
2008-09	54	28	5-T
2009-10	50	32	9-T
2010-11	48	34	10
2011-12	28	38	20
2012-13	33	49	21
2013-14	54	28	6-T
2014-15	51	31	8
2015-16	44	38	12-T
2016-17	41	41	15-T
2017-18	49	33	7
2018-19	53	29	5-T
2019-20	35	39	15
2020-21	42	30	8-T
2021-22	27	55	25
TOTALS	2238	1960	

*Neutral Court Games & Locations

11/21/70 at Seattle

PORTLAND 112, Buffalo 108

12/18/70 at San Diego
 12/19/70 at San Francisco
 1/5/71 at Philadelphia
 3/3/71 at Boston
 3/9/72 at Seattle
 11/4/94 at Yokohama, Japan
 11/5/94 at Yokohama, Japan
 (Official home team in CAPS)

SAN FRANCISCO 122, Portland 118
 SAN DIEGO 118, Portland 108
 Portland 124, BOSTON 120
 Philadelphia 120, PORTLAND 104
 Houston 114, PORTLAND 111
 Portland 121, L.A. CLIPPERS 100
 PORTLAND 112, L.A. Clippers 95

Home Games

	W	L	Rank
1970-71	18	22	15
1971-72	14	26	15
1972-73	13	28	16
1973-74	22	19	12-T
1974-75	28	13	8-T
1975-76	26	15	11-T
1976-77	35	6	3
1977-78	36	5	2
1978-79	33	8	2
1979-80	26	15	12-T
1980-81	30	11	6-T
1981-82	27	14	10
1982-83	31	10	5-T
1983-84	33	8	1-T
1984-85	30	11	6
1985-86	27	14	9-T
1986-87	34	7	5
1987-88	33	8	5-T
1988-89	28	13	17
1989-90	35	6	4-T
1990-91	36	5	1
1991-92	33	8	5
1992-93	30	11	8
1993-94	30	11	11
1994-95	25	15	11-T
1995-96	26	15	9-T
1996-97	29	12	10-T
1997-98	26	15	13-T
1998-99	22	3	1-T
1999-00	30	11	8-T
2000-01	28	13	14-T
2001-02	30	11	5-T
2002-03	27	14	13-T
2003-04	25	16	16-T
2004-05	18	23	26-T
2005-06	15	26	27-T
2006-07	18	23	26-T
2007-08	28	13	11
2008-09	34	7	4
2009-10	26	15	13
2010-11	30	11	5-T
2011-12	20	13	16-T
2012-13	22	19	19-T
2013-14	31	10	7
2014-15	32	9	4
2015-16	28	13	8-T
2016-17	25	16	12-T
2017-18	28	13	9-T
2018-19	32	9	3-T

TRAIL BLAZERS CAREER RECORDS



2019-20	21	15	13
2020-21	20	16	15
2021-22	17	24	22-T
TOTALS	1402	693	

Road Games

	W	L	Rank
1970-71	9	28	15
1971-72	4	37	17
1972-73	8	33	15
1973-74	5	36	17
1974-75	10	31	14-T
1975-76	11	30	14
1976-77	14	27	7-T
1977-78	22	19	1
1978-79	12	29	13-T
1979-80	12	29	12-T
1980-81	15	26	11-T
1981-82	15	26	14-T
1982-83	15	26	12-T
1983-84	15	26	8
1984-85	12	29	13-T
1985-86	13	28	11-T
1986-87	15	26	10-T
1987-88	20	21	3-T
1988-89	11	30	15
1989-90	24	17	2-T
1990-91	27	14	1
1991-92	24	17	2-T
1992-93	21	20	7
1993-94	17	24	13
1994-95	17	23	11-T
1995-96	18	23	9-T
1996-97	20	21	10-T
1997-98	20	21	10-T
1998-99	13	12	6-T
1999-00	29	12	2
2000-01	22	19	6-T
2001-02	19	22	10-T
2002-03	23	18	4-T
2003-04	16	25	10-T
2004-05	9	32	24
2005-06	6	35	30
2006-07	14	27	18-T
2007-08	13	28	18-T
2008-09	20	21	8-T
2009-10	24	17	5
2010-11	18	23	11-T
2011-12	8	25	27
2012-13	11	30	20-T
2013-14	23	18	4-T
2014-15	19	22	11-T
2015-16	16	25	16-T
2016-17	16	25	16-T
2017-18	21	20	7-T
2018-19	21	20	7-T
2019-20	14	24	20
2020-21	22	14	2-T
2021-22	10	31	16-T
TOTALS	834	1255	

YEARLY WINNING, LOSING STREAKS

Overall Winning Streaks

1970-71	5
1971-72	3
1972-73	3
1973-74	3
1974-75	6
1975-76	7
1976-77	6
1977-78	8
1978-79	5
1979-80	9
1980-81	9
1981-82	7
1982-83	6
1983-84	8
1984-85	5
1985-86	4
1986-87	5
1987-88	9
1988-89	4
1989-90	10
1990-91	16*
1991-92	7
1992-93	8
1993-94	6
1994-95	4
1995-96	7
1996-97	11
1997-98	5
1998-99	8
1999-00	11
2000-01	10
2001-02	12
2002-03	8
2003-04	5
2004-05	3
2005-06	4
2006-07	5
2007-08	13
2008-09	6
2009-10	6
2010-11	6
2011-12	3
2012-13	5
2013-14	11
2014-15	9
2015-16	6
2016-17	6
2017-18	13
2018-19	6
2019-20	4
2020-21	6
2021-22	4

***Bold** indicates franchise record

Home Winning Streaks

1970-71	5
---------	---

TRAIL BLAZERS CAREER RECORDS



1971-72	2
1972-73	3
1973-74	4
1974-75	10
1975-76	6
1976-77	15
1977-78	26*
1978-79	10
1979-80	6
1980-81	7
1981-82	6
1982-83	15
1983-84	9
1984-85	11
1985-86	8
1986-87	12
1987-88	11
1988-89	12
1989-90	12
1990-91	13
1991-92	13
1992-93	7
1993-94	11
1994-95	6
1995-96	11
1996-97	9
1997-98	6
1998-99	17
1999-00	16
2000-01	10
2001-02	8
2002-03	4
2003-04	6
2004-05	4
2005-06	4
2006-07	4
2007-08	12
2008-09	12
2009-10	6
2010-11	8
2011-12	6
2012-13	9
2013-14	8
2014-15	7
2015-16	8
2016-17	8
2017-18	9
2018-19	8
2019-20	5
2020-21	4
2021-22	10

***Bold** indicates franchise record

Road Winning Streak

1970-71	3
1971-72	1
1972-73	2
1973-74	2
1974-75	2
1975-76	3

1976-77	3
1977-78	4
1978-79	4
1979-80	3
1980-81	5
1981-82	3
1982-83	2
1983-84	4
1984-85	2
1985-86	4
1986-87	3
1987-88	5
1988-89	3
1989-90	6
1990-91	9*
1991-92	4
1992-93	3
1993-94	3
1994-95	3
1995-96	3
1996-97	4
1997-98	4
1998-99	6
1999-00	5
2000-01	5
2001-02	6
2002-03	5
2003-04	4
2004-05	2
2005-06	2
2006-07	3
2007-08	3
2008-09	3
2009-10	5
2010-11	7
2011-12	1
2012-13	2
2013-14	7
2014-15	7
2015-16	6
2016-17	4
2017-18	7
2018-19	4
2019-20	3
2020-21	4
2021-22	3

***Bold** indicates franchise record

Overall Losing Streak

1970-71	9
1971-72	13*
1972-73	9
1973-74	9
1974-75	6
1975-76	4
1976-77	5

TRAIL BLAZERS CAREER RECORDS



1977-78	5
1978-79	6
1979-80	10
1980-81	5
1981-82	5
1982-83	4
1983-84	5
1984-85	7
1985-86	12
1986-87	4
1987-88	5
1988-89	6
1989-90	3
1990-91	4
1991-92	3
1992-93	4
1993-94	4
1994-95	4
1995-96	6
1996-97	5
1997-98	5
1998-99	2
1999-00	3
2000-01	5
2001-02	6
2002-03	3
2003-04	5
2004-05	7
2005-06	11
2006-07	5
2007-08	5
2008-09	3
2009-10	3
2010-11	6
2011-12	7
2012-13	13*
2013-14	4
2014-15	5
2015-16	7
2016-17	6
2017-18	5
2018-19	3
2019-20	5
2020-21	5
2021-22	11

***Bold** indicates franchise record

Home Losing Streak

1970-71	5
1971-72	6
1972-73	6
1973-74	4
1974-75	3
1975-76	4
1976-77	3
1977-78	2

1978-79	1
1979-80	3
1980-81	2
1981-82	3
1982-83	2
1983-84	3
1984-85	4
1985-86	5
1986-87	2
1987-88	2
1988-89	4
1989-90	1
1990-91	2
1991-92	2
1992-93	4
1993-94	3
1994-95	3
1995-96	6
1996-97	2
1997-98	3
1998-99	1
1999-00	4
2000-01	3
2001-02	3
2002-03	2
2003-04	4
2004-05	6
2005-06	5
2006-07	4
2007-08	3
2008-09	2
2009-10	2
2010-11	2
2011-12	4
2012-13	8*
2013-14	2
2014-15	1
2015-16	3
2016-17	3
2017-18	6
2018-19	1
2019-20	4
2020-21	6
2021-22	6

***Bold** indicates franchise record

Road Losing Streak

1970-71	13
1971-72	19
1972-73	11
1973-74	21*
1974-75	8
1975-76	5
1976-77	6
1977-78	6
1978-79	7

TRAIL BLAZERS CAREER RECORDS



1979-80	12
1980-81	13
1981-82	5
1982-83	5
1983-84	6
1984-85	8
1985-86	13
1986-87	5
1987-88	4
1988-89	9
1989-90	4
1990-91	2
1991-92	3
1992-93	3
1993-94	5
1994-95	6
1995-96	7
1996-97	6
1997-98	4
1998-99	3
1999-00	2
2000-01	3
2001-02	4
2002-03	3
2003-04	10
2004-05	10
2005-06	16
2006-07	5
2007-08	9
2008-09	5
2009-10	4
2010-11	4
2011-12	6
2012-13	7
2013-14	4
2014-15	7
2015-16	6
2016-17	8
2017-18	5
2018-19	6
2019-20	6
2020-21	3
2021-22	8

*Bold indicates franchise record

1975-76	3417	7292	.469	-	-	-	1699	2350	.723	3959	2094	2091	8533	104.1
1976-77	3623	7537	.480	-	-	-	1917	2515	.762	3963	1990	2220	9163	111.7
1977-78	3556	7367	.483	-	-	-	1717	2259	.760	3873	2067	2068	8829	107.7
1978-79	3541	7338	.483	-	-	-	1806	2362	.765	3691	1946	2187	8888	108.4
1979-80	3408	7167	.476	26	132	.197	1560	2100	.743	3703	1898	1956	8402	102.5
1980-81	3741	7535	.496	25	148	.125	1573	2191	.718	3631	2244	2034	9080	110.7
1981-82	3629	7187	.505	29	140	.207	1719	2387	.720	3497	2054	2012	9006	109.8
1982-83	3459	7124	.486	35	105	.233	1855	2512	.738	3560	2030	1960	8808	107.4
1983-84	3632	7189	.505	25	129	.194	1988	2637	.754	3445	2082	2134	9277	113.1
1984-85	3708	7374	.503	51	202	.252	2002	2667	.751	3500	2225	1957	9469	115.5
1985-86	3610	7281	.496	74	275	.269	2142	2799	.765	3469	2180	2205	9436	115.1
1986-87	3650	7249	.504	98	339	.289	2269	2928	.775	3593	2359	2082	9667	117.9
1987-88	3661	7460	.491	117	380	.308	2079	2701	.770	3742	3307	2091	9518	116.1
1988-89	3695	7795	.474	216	645	.335	1789	2416	.740	3765	2212	2026	9395	114.6
1989-90	3572	7547	.473	228	688	.331	2031	2734	.743	3907	2085	2048	9365	114.2
1990-91	3577	7369	.485	341	904	.377	1912	2538	.753	3763	2254	1975	9407	114.7
1991-92	3476	7352	.473	325	944	.344	1858	2463	.754	3843	2065	1983	9135	111.4
1992-93	3361	7343	.458	275	843	.326	1901	2551	.745	3733	1969	1892	8898	108.5
1993-94	3371	7427	.454	272	770	.353	1781	2396	.743	3762	2070	1827	8795	107.3
1994-95	3217	7134	.451	462	1266	.365	1555	2230	.697	3795	1846	2024	8451	103.1
1995-96	3064	6688	.458	480	1358	.353	1537	2321	.662	3737	1760	1859	8145	99.3
1996-97	3000	6465	.464	501	1401	.358	1613	2261	.713	3552	1710	1928	8114	99.0
1997-98	2885	6397	.451	324	1047	.309	1640	2226	.737	3608	1766	1859	7734	94.3
1998-99	1747	3956	.442	246	675	.364	1002	1349	.743	2216	1073	1126	4742	94.8
1999-00	3021	6430	.470	407	1128	.361	1542	2029	.760	3526	1925	1865	7991	97.5
2000-01	3004	6417	.468	369	1057	.349	1447	1899	.762	3441	1963	1745	7824	95.4
2001-02	3004	6671	.450	466	1318	.354	1451	1901	.763	3529	1926	1613	7925	96.6
2002-03	2987	6491	.460	379	1150	.330	1450	1947	.745	3370	1860	1634	7803	95.2
2003-04	2898	6467	.448	381	1102	.346	1263	1728	.731	3416	1768	1554	7440	90.7
2004-05	2896	6422	.451	420	1161	.362	1409	1944	.725	3374	1722	1703	7621	92.9
2005-06	2791	6267	.445	364	1042	.349	1339	1944	.689	3089	1490	1828	7285	88.8
2006-07	2874	6392	.450	426	1232	.346	1543	2006	.769	3222	1513	1931	7717	94.1
2007-08	2935	6546	.448	538	1426	.377	1412	1841	.767	3339	1733	1642	7820	95.4
2008-09	3018	6494	.465	596	1555	.383	1521	1988	.765	3420	1667	1671	8153	99.4
2009-10	2974	6453	.461	491	1388	.354	1606	2033	.790	3296	1674	1715	8045	98.1
2010-11	2951	6599	.447	518	1503	.345	1476	1835	.804	3226	1736	1585	7896	96.3
2011-12	2402	5417	.443	478	1382	.346	1133	1423	.796	2684	1349	1251	6415	97.2
2012-13	3009	6715	.448	673	1904	.353	1304	1680	.776	3348	1784	1518	7995	97.5
2013-14	3207	7134	.450	770	2071	.372	1569	1926	.815	3808	1904	1576	8753	106.7
2014-15	3175	7049	.450	807	2231	.362	1272	1589	.801	3760	1799	1494	8429	102.8
2015-16	3167	7040	.450	864	2336	.370	1424	1889	.754	3730	1748	1782	8622	105.1
2016-17	3243	7059	.459	852	2272	.375	1513	1940	.780	3580	1733	1736	8851	107.9
2017-18	3222	7132	.452	845	2308	.366	1372	1715	.800	3728	1599	1599	8661	105.6
2018-19	3470	7427	.467	904	2520	.359	1558	1914	.814	3935	1887	1669	9402	114.7
2019-20	3122	6749	.463	952	2525	.377	1312	1632	.804	3353	1525	1606	8508	115.0
2020-21	2973	6558	.453	1132	2939	.385	1282	1558	.823	3207	1531	1362	8360	116.1
2021-22	3161	7144	.442	1043	3017	.346	1346	1771	.760	3515	1880	1728	8711	106.2

For Year-by-Year Stats: Bold indicates all-time high for Trail Blazers. Bold in personal foul column is all-time low. 1998-99 (50 games) and 2011-12 (66 games) were lockout-shortened seasons. 2019-20 (74 games) and 2020-21 (72 games) were shortened due to a pandemic.

YEAR-BY-YEAR TEAM STATS

Offense

YEAR	FG	FGA	Pct.	3FG	3A	Pct.	FT	FTA	Pct.	REB	AST	PF	PTS	Avg
1970-71	3721	8562	.435	-	-	-	2025	2671	.758	4210	2227	2024	9467	115.5
1971-72	3462	7840	.442	-	-	-	1835	2494	.736	3996	2090	1873	8759	106.8
1972-73	3588	7842	.458	-	-	-	1531	2129	.719	3928	2102	1970	8707	106.2
1973-74	3585	7684	.467	-	-	-	1591	2112	.753	3852	2106	2050	8761	106.8
1974-75	3414	7113	.480	-	-	-	1680	2265	.742	3807	2209	2055	8508	103.8

Defense

YEAR	FG	FGA	Pct.	3FG	3A	Pct.	FT	FTA	Pct.	REB	AST	PF	PTS	Avg
1970-71	3900	8333	.468	-	-	-	2037	2758	.739	4885	2267	2035	9837	120.0
1971-72	3841	7906	.486	-	-	-	1875	2499	.750	4439	2312	1903	9557	116.5
1972-73	3709	7780	.477	-	-	-	1800	2327	.774	4236	2271	1885	9218	112.4
1973-74	3664	7571	.484	-	-	-	1825	2299	.794	3875	2308	1961	9153	111.6
1974-75	3379	7502	.450	-	-	-	1714	2178	.787	3779	2090	2085	8472	103.3
1975-76	3405	7531	.452	-	-	-	1825	2333	.782	3778	1920	2128	8635	105.3
1976-77	3408	7404	.460	-	-	-	1889	2514	.751	3707	1817	2242	8705	106.2

TRAIL BLAZERS CAREER RECORDS



1977-78	32897318.449	-	-	-	17472282.7663710	181820938325101.5
1978-79	34487059.488	-	-	-	18892501.7553430	196322068785107.1
1979-80	33497008.478	55	186	.296	17162281.7523496	200818808469103.3
1980-81	35847351.488	34	129	.264	18052377.7593668	210919329007109.8
1981-82	36377293.499	54	206	.262	16292149.7583588	211421428957109.2
1982-83	35037211.486	55	188	.293	15722046.7683490	207222328633105.3
1983-84	35666943.514	57	206	.277	17972366.7603244	211921848986109.6
1984-85	36977494.493	59	232	.254	17372269.7663604	223521609190112.1
1985-86	36377249.502	83	248	.335	19922638.7553541	2254 2262 9349114.0
1986-87	36497523.485	116	421	.276	19962589.7713487	218922289410114.8
1987-88	34927341.476	141	462	.305	20222632.7683553	215421359147111.5
1988-89	35727322.488	198	546	.363	19332504.7723542	207319609275113.1
1989-90	33517227.464	190	565	.336	19172500.7673412	202620868847107.9
1990-91	33207275.456	236	730	.323	18192341.7773433	204820758695106.0
1991-92	32497150.454	244	805	.303	17972367.7593433	198019578539104.1
1992-93	33377125.468	277	811	.342	16922226.7603549	205920898643105.4
1993-94	33117057.469	296	830	.357	16612216.7503497	209419448579104.6
1994-95	29516465.456	442	1189	.372	17942380.7543178	17891938813899.2
1995-96	29536677.442	472	1355	.348	15742127.7403248	18171996797297.0
1996-97	2798 6423.436	457	1279	.357	17192327.7393149	17031887777294.8
1997-98	28106520. 431	373	1087	.343	16262253.7223212	17641823761992.9
1998-99	16443939.417	220	691	.318	9161263.7252004	9621142442488.5
1999-00	28256557. 431	394	1195	.330	14221985. 716	319817051872 7466 91.0
2000-01	28196436.438	406	1103	.368	14361930.7443184	17451738748091.2
2001-02	29516508.453	466	1285	.363	13121771.7413218	19451651768093.7
2002-03	29426540.450	438	1285	.341	12671659.7643204	18631670758992.5
2003-04	29546567.450	417	1222	.341	12191618	.753330819121534754492.0
2004-05	30566842.447	440	1283	.343	13971851.7553461	19231670794996.9
2005-06	30326472.468	498	1306	.381	14981971.7603474	17371704806098.3
2006-07	29626292.471	467	1293	.361	16782157.7783197	17031750806998.4
2007-08	29836616.451	533	1499	.356	14011828.7663422	17141656790096.3
2008-09	28996302.460	487	1301	.374	14301780.803 2976	15901733771594.1
2009-10	29506352.464	480	1399	.343	13941870.7453123	15831767777494.8
2010-11	2904 6218	467	529	1440	.3671434	1869.7673253 1573 1743777194.8
2011-12	24765349.463	442	1217	.363	10621421.7472792	13921306645697.8
2012-13	32246807.474	521	1531	.340	12861690.7613479	194415378255100.7
2013-14	32487203.451	534	1504	.355	13961822.7663566	167516988426102.8
2014-15	31307123.439	524	1552	.338	12981713.7583656	16691534808298.6
2015-16	31466945.453	700	1888	.371	15622129.7343583	177015978554104.3
2016-17	32137069.455	762	2058	.370	17062173.7853608	168816248894108.5
2017-18	31467042.447	794	2179	.364	13621803.7553518	165515648448103.0
2018-19	33717384.457	878	2443	.359	14381868.7703515	190616999058110.5
2019-20	30906781.456	1003	2619	.383	14101828.7713469	184014888593116.1
2020-21	30076355.473	928	2494	.732	12891638.7873268	179413628231114.3
2021-22	33737045.479	1129	3046	.371	15642014.7773668	218415899439115.1

1980-81	3	3	7	20	19	21	7	12	12	5	13	8	8	9	13	6
1981-82	7	13	4T	11	6T	20	14	15	17	13	20	14	10	18	16T	9
1982-83	18	20	12	6	6	11	15	18	19	18	21	15T	11T	19	20	15
1983-84	8	15	4	4	4	15T	4	22	14	16	12	18T	3T	13	11	6
1984-85	6	8	6	4	2	17	9	20	14	9	18	11T	2	5	11	4
1985-86	8	9	6	1	2	10	11	19	20	9	5	9T	2	18	6	3
1986-87	3	13	3	1	1	8	15	11	15	3	7	2T	5	20	3	1
1987-88	3	3	4T	2	2	11	4	4T	3	6	4	7T	9	21	10	2
1988-89	5	3	14T	14T	8	21	2	15T	2T	7	9T	8	5	20	10	6
1989-90	3	3	18T	3	2	23	2	4	1	11	4	8T	11	19	10	4
1990-91	4	3	8T	6	4	18	11	4	5	1	9	14	11	14	15	3
1991-92	8	6	13T	4	3	7	3	5	2	9	4	1T	9	16	8	4
1992-93	11	1	23	4	1	18	7	8	4	20	14T	10	6	5	14	4
1993-94	4	1	22	2	3	11	1	7	3	9	13	25	11	16	22	2
1994-95	8T	2	19	18	14	26	1	5	2	16	9	14T	13	7	25	10
1995-96	14	7	19	18	6	29	7	2	3	21	16	28	22	14	22	16
1996-97	9T	15	9	9T	6	26	10	3	4	20	6	8T	20	6	9	11
1997-98	19	21	15	12	8	19	11	2	4	17	16T	24T	28	7	26T	19
1998-99	11	12	13T	10	10	9T	13	3	3	10T	18	8	18	4	16	5
1999-00	13	25	1	17	18	10	19	10	14	9	19	22T	15	16	16	5
2000-01	9	24	2	22	23	9	18	16	18	5	20T	23T	9T	16	18	14
2001-02	10	13	9	15	18	11	6	16	9	5T	5	1T	6	22	18	14
2002-03	9	22	5	20	17	20	13	25	22	8	2	1T	3	24	19	15
2003-04	12	19	5	28	28	23	10	26	19	13	1	2T	18	8t	14	21
2004-05	20	22	12	29	28	25	18	20	21	18	4	6T	19	1	27	27
2005-06	25	25	23	28	27	30	18	30	30	28	10	7	26T	10	21	30
2006-07	27	23	23	18	21	8	14	29	28	30	24	8T	25	17	14	29
2007-08	27	23	20	24	26	13	18	23	25	18	9	9T	30	21	6	27T
2008-09	15	23	8	20	16	17	1	27	12T	19	12	14T	25	13	8	14
2009-10	27	26	15	9	12	3	14	28	26	21	19	13T	25	24	2	21
2010-11	25	19	24	18	28	3	4	30	27	16	5	15T	5	21	4	24
2011-12	18	13	17	11	17T	2	18	22T	25	17	11	2T	11T	18	11	16
2012-13	18	11	16	22T	24	7	23	18	24	18	7	2T	28	26	16	15
2013-14	5	3	15	7	13	1	3	4T	1	9	6	12T	30	14	5	4
2014-15	8	5	17	27	28	1	16	1	2	12	2T	8T	27	18T	9	9
2015-16	10	9T	16	15	14T	19	4	8	5	21	26	24T	25	18	17	6
2016-17	9	13	14	11	11	14	15	14	14	23	26	28T	25T	10T	15	8
2017-18	15	8	20	15	18T	3	9	5	3T	30	13	14T	26	7	8	16
2018-19	7	7	12	5	13	2	3	7	3	25	11T	9	25	16	11T	6
2019-20	5	3	14	18	23	3	16	12	12	30	22	22	28	2	3T	6
2020-21	15T	4	23	6	13	3	3	20	12	30	10	3T	25	13	1	5
2021-22	26	19	26	21	16	22	12	27	27	26	28	16T	8	21	24	27

Yearly Offensive Rankings

	FG	FGA	Pct.	FT	FTA	Pct.	ORB	DRB	RB	AST	PF	DQ	STL	BLK	TO	PTS
1970-71	5	2	15	8	10	3	-	-	13	2	8	9T	-	-	-	4
1971-72	13	8	14	11	10	13T	-	-	13	4	12	8T	-	-	-	15
1972-73	12	11	8	12	6	16	-	-	15	8	5	3T	-	-	-	10
1973-74	6	11	4	12	8	15	7	14	10	6T	5	10	1	9	3T	10
1974-75	9	16	1	6	3	15T	14	7	10	1	6	7	4T	5	1	7
1975-76	12	16	5	7	5	16	12	4	7	3	4	7T	7	5	1	11
1976-77	7	12	5T	3	4	7	8	6	8	9	2	5	6	4	7	3
1977-78	11	19	5	12	14	8	13T	7	9	11	9	9T	11	14	15	12
1978-79	15	19T	11T	10	10	9	7T	12	11	18	4	3	10	6	8	14
1979-80	19	18	14	20	18	17T	8	13	9	21	12	14	18	8	10	21

Records By Month

	Oct	Nov	Dec	Jan	Feb	Mar	Apr	May*
1970-71	4-5	5-13	3-10	5-11	6-8	6-6	-	-
1971-72	1-5	2-14	5-13	4-11	3-14	3-7	-	-
1972-73	1-8	5-8	3-14	4-10	3-11	5-10	-	-
1973-74	5-4	5-9	7-8	2-11	2-14	6-9	-	-
1974-75	3-4	9-6	3-9	7-8	4-10	9-7	3-0	-
1975-76	0-4	8-7	4-10	9-6	6-8	7-7	3-3	-
1976-77	3-1	9-5	11-6	11-5	3-8	7-8	5-0	-
1977-78	4-1	12-2	11-2	12-3	11-2	6-11	2-3	-
1978-79	4-4	9-6	5-6	5-9	8-5	12-4	2-3	-
1979-80	9-2	7-8	4-11	6-8	4-7	8-8	-	-

TRAIL BLAZERS CAREER RECORDS



1980-81	3-6	4-12	13-2	7-7	7-6	11-4	-	-
1981-82	1-0	9-4	6-8	7-6	6-9	7-8	6-5	-
1982-83	0-2	9-7	9-5	9-4	7-6	7-8	5-4	-
1983-84	1-1	10-5	10-6	6-7	9-5	10-4	2-6	-
1984-85	2-0	8-8	4-9	6-9	7-6	10-6	5-2	-
1985-86	2-1	10-6	8-8	8-7	1-12	7-5	4-3	-
1986-87	0-1	8-8	11-3	8-7	9-4	8-5	5-5	-
1987-88	-	7-5	10-5	8-5	9-6	9-4	10-4	-
1988-89	-	7-7	9-4	6-8	5-7	5-12	7-5	-
1989-90	--	11-3	8-7	12-2	7-5	13-4	8-2	-
1990-91	-	12-1	15-3	10-4	7-5	9-5	10-1	-
1991-92	-	9-6	10-4	11-3	9-4	12-5	6-3	-
1992-93	-	9-2	8-6	11-4	4-7	9-8	10-4	-
1993-94	-	8-5	9-6	8-6	9-4	7-9	6-5	-
1994-95	-	6-6	7-7	9-6	8-4	7-10	7-5	-
1995-96	-	7-8	5-9	9-6	4-9	11-3	8-3	-
1996-97	-	10-6	6-9	9-6	5-7	13-2	6-3	-
1997-98	0-1	10-4	8-5	6-9	9-4	7-8	6-5	-
1998-99	-	-	-	-	9-3	15-3	10-6	1-3
1999-00	-	13-3	9-4	11-3	12-2	7-7	7-4	-
2000-01	0-1	11-5	10-4	12-4	7-4	7-7	3-6	-
2001-02	1-1	8-6	4-9	11-4	9-4	11-5	5-4	-
2002-03	1-1	6-7	11-4	11-4	9-4	7-7	5-5	-
2003-04	0-1	8-6	7-8	6-9	8-6	9-6	3-5	-
2004-05	-	8-6	5-8	4-11	5-7	2-14	3-9	-
2005-06	-	5-9	5-10	6-8	2-11	2-13	1-10	-
2006-07	-	6-10	7-8	7-9	4-7	5-10	3-6	-
2007-08	0-1	5-10	13-2	8-6	5-9	7-8	3-5	-
2008-09	1-1	11-5	8-6	9-5	7-5	11-5	7-1	-
2009-10	1-2	11-5	9-6	7-8	7-6	11-2	4-3	-
2010-11	3-0	5-9	9-7	8-6	8-4	10-6	5-2	-
2011-12	-	-	3-0	9-9	6-8	6-11	4-10	-
2012-13	1-0	5-10	9-4	8-8	3-9	7-9	0-9	-
2013-14	0-1	13-2	12-4	8-6	7-5	8-9	6-1	-
2014-15	1-1	12-3	13-3	6-9	6-3	10-6	3-6	-
2015-16	1-2	6-9	7-10	9-5	9-2	8-8	4-2	-
2016-17	2-1	8-9	4-11	8-7	2-7	13-3	4-3	-
2017-18	4-3	9-6	5-8	11-5	6-4	12-3	2-4	-
2018-19	5-2	8-7	8-7	11-4	5-4	10-5	5-1	-
2019-20	3-2	5-10	6-8	8-7	4-8	3-2	-	6-2*
2020-21	-	-	2-2	8-6	8-6	11-4	6-10	7-2
2021-22	3-3	8-8	2-11	8-8	4-6	2-13	0-6	-
Total	70-73	396-326	380-339	409-339	325-330	425-353	219-193	14-7
Win %	.490	.548	.529	.547	.496	.546	.532	.667

*Includes games played in July and August, 2020.

TRAIL BLAZERS IN OVERTIME

The Overtime Chart

	G	W	L	Pct.
Overall	237	130	107	.549
Home	108	63	45	.583
Away	129	67	62	.519
2 OTs	25	13	12	.520
Home	11	6	5	.545
Away	14	7	7	.500
3 OTs	4	3	1	.750
Home	1	0	1	.000
Away	3	3	0	1.000
4 OTs	3	1	2	.333

Home	3	1	2	.333
Away	0	0	0	.000
Last OT game				
3/8/22	Oklahoma City	L		131-134
Last 2 OT game				
3/25/19	Brooklyn	W		148-144
Last 3 OT game				
12/19/14	at San Antonio	W		129-119
Last 4 OT game				
11/14/97	Phoenix	L		139-140

1970-71 (1-2)

12/20	Philadelphia (L)			132-134
1/6	at Cincinnati (L)			128-133
3/20	at Buffalo (W)			132-129

1971-72 (2-3)

11/30	Phoenix (L)			111-121
12/7	at Detroit (W)			131-130
12/10	at Buffalo (W)			101-100
2/5	Phoenix (L)			117-118
2/13	Seattle (L)			117-127

1972-73 (1-1)

10/22	at Seattle (L)			119-120
3/25	Buffalo (W)			113-107

1973-74 (0-2)

12/21	Boston (L)			120-124
2/19	at New York (L)			116-119

1974-75 (3-1)

10/18	Cleveland (4OT) (W)			131-129
11/19	Chicago (W)			98-92
1/25	at Golden State (L)			109-114
2/28	at L.A. Lakers (2OT) (W)			117-116

1975-76 (2-0)

1/24	at Golden State (W)			125-123
3/23	Milwaukee (W)			100-97

1976-77 (1-1)

11/24	Chicago (W)			117-115
12/18	L.A. Lakers (L)			111-115

1977-78 (2-0)

1/15	at Boston (W)			107-93
2/21	at San Antonio (W)			118-114

1978-79 (1-3)

12/28	at Phoenix (L)			127-129
2/16	at San Antonio (L)			120-121
2/25	at Detroit (W)			126-119
3/5	Milwaukee (L)			110-122

1979-80 (2-2)

TRAIL BLAZERS CAREER RECORDS



11/4	San Antonio (W)	127-124
12/1	at Houston (L)	112-120
12/6	at Utah (L)	82-87
3/19	at Golden State (W)	115-113

1980-81 (5-2)

11/8	San Diego (L)	106-110
12/20	Atlanta (W)	122-119
2/3	Washington (W)	111-104
2/8	K.C. (W)	129-123
2/20	at New Jersey (L)	113-123
2/22	at Indiana (W)	113-109
3/8	Golden State (W)	120-112

1981-82 (4-0)

1/3	K.C. (W)	127-116
3/2	Phoenix (W)	119-108
3/19	at Utah (W)	131-129
4/11	Golden State (W)	116-106

1982-83 (1-2)

11/4	San Antonio (L)	107-108
11/26	at Detroit (L)	118-132
1/22	at Houston (W)	113-96

1983-84 (1-1)

12/3	at New Jersey (W)	128-122
3/16	Chicago (4OT) (L)	155-156

1984-85 (2-3)

11/1	Phoenix (3OT) (L)	130-139
11/20	New Jersey (W)	117-107
3/6	at Washington (2OT) (L)	121-127
3/26	L.A. Lakers (W)	116-113
4/7	at L.A. Lakers (L)	133-135

1985-86 (4-2)

10/25	Phoenix (W)	128-123
12/13	at Golden State (W)	127-124
12/27	at Dallas (W)	142-133
1/1	Philadelphia (L)	119-121
1/23	Seattle (2OT) (W)	117-107
2/14	Boston (L)	119-120

1986-87 (5-0)

11/7	Dallas (W)	120-113
11/18	at Houston (W)	115-111
12/7	New York (W)	107-104
1/9	at New Jersey (W)	127-120
1/26	Denver (W)	145-141

1987-88 (1-1)

3/17	at Denver (L)	115-116
------	---------------	---------

4/22	Denver (W)	141-135
------	------------	---------

1988-89 (4-1)

12/11	San Antonio (W)	128-123
1/6	Sacramento (W)	147-142
3/5	Indiana (L)	118-121
4/1	at Charlotte (W)	125-121
4/29	Sacramento (W)	126-120

1989-90 (3-2)

12/29	at Dallas (3OT) (W)	144-140
2/6	L.A. Lakers (L)	119-121
2/14	at Lakers (2OT) (W)	132-128
4/3	at Seattle (L)	134-136
4/18	at Phoenix (W)	128-120

1990-91 (4-3)

11/3	at Sacramento (W)	95-93
11/6	at L.A. Lakers (W)	125-123
12/1	at Seattle (3OT) (W)	130-124
1/11	at Detroit (L)	98-100
2/26	at San Antonio (L)	101-102
3/10	Boston (L)	109-111
3/29	at L.A. Lakers (W)	109-105

1991-92 (2-4)

11/26	Milwaukee (W)	107-98
11/29	Chicago (2OT) (L)	114-116
12/6	at Philadelphia (L)	102-105
1/19	at Phoenix (L)	128-132
1/28	at Golden State (W)	124-116
3/15	at Boston (2OT) (L)	148-152

1992-93 (5-3)

12/11	Indiana (2OT) (L)	123-134
12/26	Philadelphia (W)	121-115
1/3	Houston (W)	103-101
1/14	Miami (W)	104-93
3/19	Houston (W)	106-98
3/25	at Sacramento (W)	113-111
3/29	at Atlanta (L)	118-127
4/15	at Utah (L)	117-122

1993-94 (2-1)

12/14	at Dallas (W)	100-93
12/26	Golden State (L)	106-108
1/18	at Denver (W)	104-103

1994-95 (0-1)

2/15	at Phoenix (L)	113-120
------	----------------	---------

1995-96 (3-3)

TRAIL BLAZERS CAREER RECORDS



11/7	at Detroit (L)	100-107
12/10	Houston (2OT) (W)	103-101
12/15	at Vancouver (L)	100-104
12/30	at Cleveland (2OT) (L)	121-124
1/3	at Boston (W)	114-110
3/10	Indiana (2OT) (W)	113-108

1996-97 (2-5)

11/7	Minnesota (W)	95-94
11/19	Sacramento (W)	92-90
11/26	at Houston (L)	101-102
12/3	Indiana (L)	93-98
12/13	at L.A. Lakers (L)	119-120
12/21	at Sacramento (L)	99-101
2/26	New York (L)	95-96

1997-98 (0-3)

11/14	Phoenix (4OT) (L)	139-140
1/10	at Milwaukee (L)	90-95
4/10	at Vancouver (L)	96-105

1998-99 (3-2)

2/14	at Golden State (2OT) (L)	100-105
3/2	Utah (2OT) (W)	102-100
3/3	at Sacramento (W)	97-93
3/13	at L.A. Clippers (W)	106-96
5/1	at San Antonio (L)	90-98

1999-00 (3-1)

11/20	at Charlotte (W)	100-96
11/26	Houston (W)	91-88
2/20	at Sacramento (W)	108-103
3/9	at Indiana (L)	119-127

2000-01 (2-1)

11/19	at Orlando (W)	110-102
12/28	at Utah (W)	103-102
2/4	at L.A. Clippers (2OT) (L)	120-123

2001-02 (3-2)

1/17	Miami (L)	90-92
1/22	Sacramento (W)	116-110
3/2	at Milwaukee (W)	104-103
3/9	at Denver (L)	106-109
4/14	L.A. Lakers (W)	128-120

2002-03 (4-2)

11/3	at L.A. Lakers (L)	95-98
12/14	at Minnesota (W)	98-92
12/28	at Sacramento (W)	119-113
1/22	at Atlanta (2OT) (W)	112-110
1/24	at New Orleans (W)	97-96
2/11	San Antonio (L)	111-116

2003-04 (6-5)

11/13	Sacramento (W)	112-110
12/3	Indiana (W)	97-95
1/5	at Seattle (L)	108-119
1/13	at L.A. Clippers (L)	96-103
1/20	at Sacramento (L)	109-105

1/31	Chicago (W)	102-95
2/24	at Orlando (W)	94-91
3/22	Houston (L)	85-93
3/27	Seattle (W)	115-108
4/10	at Denver (L)	100-110
4/14	L.A. Lakers (2OT) (L)	104-105

2004-05 (0-2)

12/10	at Utah (L)	87-92
1/18	at Sacramento (L)	107-113

2005-06 (1-1)

12/9	New Orleans/Okla. (W)	98-95
1/22	Dallas (L)	89-95

2006-07 (5-5)

12/6	at Milwaukee (L)	94-102
12/22	Toronto (L)	100-101
1/6	at Sacramento (W)	110-105
1/24	Minnesota (W)	101-98
1/27	at Memphis (2OT) (W)	135-132
2/2	at Denver (L)	107-114
2/6	Phoenix (L)	102-109
2/9	at Charlotte (W)	108-100
3/16	at L.A. Lakers (L)	111-116
3/23	at Atlanta (W)	102-100

2007-08 (5-2)

12/9	Milwaukee (W)	117-113
1/3	at Chicago (2OT) (W)	115-109
1/13	at Toronto (2OT) (L)	109-116
1/21	at Atlanta (W)	111-109
2/1	New York (W)	94-88
2/4	Denver (L)	103-105
3/8	at New York (W)	120-114

2008-09 (1-4)

11/6	Houston (W)	101-99
12/12	L.A. Clippers (2OT) (L)	112-120
1/17	at Charlotte (L)	97-102
3/19	at Cleveland (L)	92-97
3/23	Philadelphia (L)	108-114

2009-10 (1-5)

11/16	at Atlanta (L)	95-99
12/12	at Milwaukee (2OT) (L)	101-108
1/22	at Boston (L)	95-98
1/30	at Dallas (W)	114-112
2/21	Utah (L)	89-93
2/26	at Chicago (L)	111-115

2010-11 (2-3)

11/4	Oklahoma City (L)	106-107
1/9	Miami (L)	100-107
1/19	at Sacramento (W)	94-90
2/23	L.A. Lakers (L)	101-106
2/25	Denver (W)	107-106

2011-12 (1-3)

TRAIL BLAZERS CAREER RECORDS



11/4	at Houston (L)	105-107
2/6	Oklahoma City (L)	107-111
2/11	at Dallas (2OT) (L)	94-97
4/6	at Dallas (W)	99-97

2012-13 (5-1)

11/3	at Houston (W)	95-85
11/16	Houston (W)	119-117
12/1	at Cleveland (2OT) (W)	118-117
12/3	at Charlotte (W)	118-112
1/7	Orlando (W)	125-119
1/15	at Denver (L)	111-115

2013-14 (5-2)

11/17	at Toronto (W)	118-110
12/15	at Detroit (W)	111-109
12/26	L.A. Clippers (W)	116-112
2/7	at Indiana (L)	113-118
3/9	at Houston (L)	113-118
3/18	Milwaukee (W)	120-115
4/13	Golden State (W)	119-117

2014-15 (4-1)

12/19	at San Antonio (W)	129-119
12/23	at Oklahoma City (W)	115-111
12/30	Toronto (W)	102-97
2/7	at Dallas (L)	101-111
3/4	at L.A. Clippers (W)	98-93

2015-16 (2-3)

11/18	at Houston (L)	103-108
12/1	Dallas (L)	112-115
2/8	at Memphis (W)	112-106

3/8	Washington (W)	116-109
3/20	at Dallas (L)	120-132

2016-17 (4-5)

10/29	at Denver (W)	115-113
11/2	at Phoenix (L)	115-118
11/11	Sacramento (W)	122-120
1/8	Detroit (2OT) (L)	124-125
1/21	at Boston (W)	127-123
2/13	Atlanta (L)	104-109
2/28	at Detroit (L)	113-120
3/9	Philadelphia (W)	114-108
3/11	Washington (L)	124-125

2017-18 (2-1)

11/1	at Utah (L)	103-112
1/1	at Chicago (W)	124-120
2/8	Charlotte (W)	109-103

2018-19 (4-2)

10/22	Washington (L)	124-125
12/23	Dallas (W)	121-118
12/27	at Golden State (W)	110-109
1/1	at Sacramento (W)	113-108
3/7	Oklahoma City (L)	121-129
3/25	Brooklyn (2OT) (W)	148-144

2019-20 (3-0)

11/10	Atlanta (W)	124-113
1/20	Golden State (W)	129-124
7/31	Memphis (W)	140-135

2020-21 (1-0)

12/26	Houston (W)	128-126
-------	-------------	---------

2021-22 (0-2)

12/14	vs. Phoenix	107-111
3/28	vs. Oklahoma City	131-134

No records found for Trail Blazers Year-By-Year Records

DO YOU KNOW THE STORY OF HOW RIP
CITY CAME TO BE.

IS THIS A HISTORY OF WHICH WE ARE
VERY PROUD.

WHAT IS RIP CITY AT THIS MOMENT
IN TIME?

DO YOU BEGIN WHAT FEELS LIKE A NEW
CHAPTER?

IS GOING ON A HARD JOURNEY TO WEARING
A UNIFORM IS ALWAYS GOING TO
BE A STORY WORTH HEARING.

ARE THERE SO MANY MORE STORIES
ALL AROUND US.

DO YOU SEE EVERY BLAZERS T-SHIRT, HAT,
OR EVERY STICKER YOU SEE IN THIS
TOWN

AND THERE ARE A LOT OF THEM

AND AT SOME POINT, TRADITION,
FEELING BROUGHT THAT PERSON
INTO THE RIP CITY FOLD

AND MORE THAN THAT

IS THERE SOMETHING THAT KEEPS THEM
HERE

IS IT SURELY THAT IS NOT THE ONLY
STORY THEY HAVE TO TELL

WHAT ARE THE STORIES BEHIND THE
PEOPLE THAT MAKE UP THE RIP CITY
FAMILY TODAY?

WHAT DO YOU WANT TO ASK.

TEAM *History*



FIRSTS IN *Trail Blazers History*

First Day ... of professional basketball in Portland as the city is granted a National Basketball Association franchise, February 6, 1970.

College Draft Choice ... by the Trail Blazers is Geoff Petrie of Princeton, March 23, 1970.

Head Coach ... hired by the Trail Blazers is Rolland Todd of Nevada-Las Vegas, April 21, 1970.

Broadcaster ... for the Trail Blazers is Bill Schonely, named to the post on August 17, 1970.

Preseason Game ... is played before 2,800 fans at Mark Morris High School in Longview, Wash., on September 24, 1970. The Trail Blazers lose to San Francisco, 119-118.

Regular Season Game ... draws 4,273 fans to Memorial Coliseum on October 16, 1970 to watch Portland defeat Cleveland, 115-112.

Point ... by a Trail Blazer is a free throw by Jim Barnett at the 9:18 mark of the first quarter of the Portland-Cleveland game on October 16, 1970.

Field Goal ... scored by a Portland player is by Ron Knight at 8:25 of the first period of the Blazers-Cavaliers game on October 16, 1970.

Television Game ... for the Trail Blazers is aired on October 23, 1970 from Seattle by KPTV Channel 12 with Jimmy Jones calling the action.

Road Victory ... by the Trail Blazers is on November 21, 1970 when Portland defeats Buffalo, 112-108, in a doubleheader in Seattle.

All-Star Game Participant ... from Portland is Geoff Petrie on January 12, 1971.

Captain ... in the team's history is Rick Adelman, selected on July 29, 1971.

Crowd to Top 12,000 ... comes to Memorial Coliseum on November 3, 1973 to watch the Trail Blazers defeat the world champion New York Knicks, 107-100. Official attendance is 12,086.

NBA Game for a U.S. President ... is in Portland on November 1, 1974, when Gerald Ford watches Portland defeat Buffalo, 113-106, at Memorial Coliseum.

World Championship ... for Portland comes on June 5, 1977, when the Trail Blazers turn back the Philadelphia 76ers, 109-107, in Memorial Coliseum, to claim the NBA title.

Closed Circuit Telecast ... draws 2,851 fans to Portland's Paramount Theater on October 22, 1977, to watch the Trail Blazers defeat the Spurs, 130-115, in a game televised on a big screen from Memorial Coliseum.

Uniform Number Retired ... by the Trail Blazers is Lloyd Neal's No. 36 on March 24, 1979.

Cable TV Game ... for the Trail Blazers was a game between Portland and the Los Angeles Lakers aired on January 25, 1983, broadcast on ON-TV.

Coach of the Year Award ... for a Portland coach goes to Mike Schuler who is awarded the league's Red Auerbach Trophy on April 24, 1987.

Trail Blazer to Score 10,000 points ... is Jim Paxson. He becomes the first player in a Trail Blazers uniform to accomplish the feat. It happens in a 117-112 victory over San Antonio on February 21, 1988.

NBA Draft Held Outside New York ... is hosted by Portland in Memorial Coliseum on June 24, 1992.

Citizenship Award Winner ... for Portland is Terry Porter who is awarded the NBA's J. Walter Kennedy Citizenship trophy for service to the community on May 3, 1993.

Sixth Man Award ... for a Trail Blazer goes to Clifford Robinson on May 17, 1993.

Game in the Moda Center ... by the Trail Blazers is on October 13, 1995. Portland loses a pre-season contest to Minnesota, 99-95, before 21,393 fans.

Regular Season Game in the Moda Center ... is on Friday, November 3, 1995. The Trail Blazers lose, 92-80, to the Vancouver Grizzlies before 21,398 fans.

TRAIL BLAZERS *Yearly Milestones*

1970

Feb. 6 - Portland is granted an NBA franchise at a meeting of the Board of Governors in Los Angeles. Herman Sarkowsky, Robert Shmertz and Lawrence Weinberg are principal owners. Harry Glickman, who led the drive for a franchise, is executive vice president and general manager.

Feb. 20 - Stu Inman is named Portland's first chief scout to prepare for the college draft.

March 13 - At a regular season New York-Seattle game played in Memorial Coliseum, "Trail Blazers" is announced as Portland's new NBA team name after a contest that attracts nearly 10,000 entries.

March 23 - Geoff Petrie of Princeton becomes the first college draft selection of the Trail Blazers.

April 21 - Rolland Todd from the University of Nevada-Las Vegas is named first coach of the Trail Blazers.

May 11 - LeRoy Ellis of the Baltimore Bullets is the first selection by Portland in the NBA expansion draft.

June 27 - The Trail Blazers play in Memorial Coliseum for the first time. In an inter-squad rookie game, the Reds vs. the Whites, Ron Knight scores 34 points and Geoff Petrie 30 for the Reds, but their team loses, 142-136.



Aug. 17 - Bill Schonely is named first radio voice of the Portland Trail Blazers.

Sept. 24 - The Trail Blazers play their first pre-season game before 2,800 fans at Mark Morris High School in Longview, Wash., and lose, 119-118, to San Francisco. Stan McKenzie and Jim Barnett lead Portland with 23 points each, and Gary Gregor hauls in 21 rebounds. Darell Garretson and Manny Gomes referee.

Sept. 26 - The Trail Blazers win their first pre-season game, 116-113, over San Francisco in a game played in the Roseburg, Ore., High School gym. Geoff Petrie scores 22 points and Gary Gregor has 18 rebounds.

Oct. 16 - The Trail Blazers beat Cleveland, 115-112, in their first NBA game before 4,273 fans in Memorial Coliseum. Honored guests include NBA Commissioner Walter Kennedy, Oregon Governor Tom McCall and Portland Mayor Terry Schruck.

Oct. 23 - The Trail Blazers are on television for the first time, with Jimmy Jones on KPTV describing a 141-111 loss in Seattle.

Nov. 8 - The Trail Blazers draw their first Memorial Coliseum crowd of more than 10,000 as 10,259 turn out for a game with the New York Knicks.

Nov. 21 - Portland records its first road victory, defeating Buffalo, 112-108, in a doubleheader in Seattle.

1971

Jan. 9 - The Trail Blazers defeat the defending world champion New York Knicks, 114-96, before the largest crowd of Portland's first season, 11,868.

Jan. 12 - Geoff Petrie is the first Trail Blazer to play in an NBA All-Star game. The game is played in San Diego.

March 23 - Geoff Petrie scores 37 points in Cleveland to become only the second rookie guard in NBA history to collect more than 2,000 points in a season. (Oscar Robertson is the other.) Petrie goes on to share Rookie of the Year honors with Boston's Dave Cowens.

July 29 - Rick Adelman is named the first official captain of the Trail Blazers.

1972

Feb. 3 - Rolland Todd is released as coach. Stu Inman takes over for remaining 26 games.

April 3 - Jack McCloskey of Wake Forest is named head coach.

1973

Jan. 20 - Geoff Petrie scores 51 points in Houston to become the first Trail Blazer to break the 50-point mark.

March 16 - Geoff Petrie repeats his 51-point performance in Memorial Coliseum, also against Houston.

Nov. 3 - A crowd of 12,086 watches the Trail Blazers play New York in Memorial Coliseum. It is Portland's first crowd to top 12,000.

1974

March 27 - Larry Steele makes three steals against Golden State to finish the season with 217, leading the NBA in that category. He is the Trail Blazers' first league leader.

May 4 - Bill Walton signs a Portland contract, turning down offers from the American Basketball Association.

May 24 - Lenny Wilkens is named head coach of the Trail Blazers, replacing Jack McCloskey who was released from the position on

May 15.

Oct. 18 - Portland defeats Cleveland, 131-129, in four overtimes in the 1974-75 home opener. It is the longest overtime game in the team's history.

1975

Jan. 7 - Larry Weinberg becomes president of the Portland Trail Blazers.

Feb. 26 - Sidney Wicks hauls down 27 rebounds in Los Angeles for an all-time Portland single-game record, accomplishing the feat in a double-overtime game won by the Trail Blazers, 117-116.

1976

June 1 - Jack Ramsay, who guided Buffalo to the playoffs the previous three seasons, is named head coach of the Trail Blazers, replacing Lenny Wilkens.

1977

March 5 - Portland defeats Seattle, 134-104, to start a string of 34 consecutive regular season victories in Memorial Coliseum.

April 5 - Detroit plays Portland before 12,359 fans. This is the last

TRAIL BLAZERS *Yearly Milestones*


Portland regular season and playoff game not to sell out for the next 18 years.

June 5 - The Trail Blazers defeat Philadelphia, 109-107, in Memorial Coliseum to win the World Championship and ignite Blazermania. In the NBA title game, Bill Walton scores 20 points and has 23 rebounds, seven assists and eight blocked shots and wins MVP honors for the playoffs.

Aug. 4 - Thousands of fans gather in Memorial Coliseum for a drawing for the final 1,500 season tickets available. Four district court judges supervise the drawing.

Oct. 22 - The Trail Blazers face San Antonio in Memorial Coliseum and a near capacity crowd of 2,851 turns out to watch the first game on closed circuit television at the Paramount Theater.

1978



Feb. 12 - Denver trips Portland, 103-101, ending the Trail Blazers' 34-game win streak in Memorial Coliseum.

Feb. 28 - The Trail Blazers defeat Philadelphia, 113-92, to record their 50th win in 60 games.

April 9 - Portland defeats the Lakers, 114-99, in Memorial Coliseum to finish the season with the NBA's best record, 58-24.

1979

March 24 - The Trail Blazers retire a player's number for the first time in ceremonies honoring Lloyd Neal (No. 36).

May 2 - The Trail Blazers join forces with radio station KEX.

June 30 - Jack McKinney resigns as assistant coach for the Trail Blazers to become head coach of the Los Angeles Lakers.

Oct. 14 - The Trail Blazers sell out for the 100th consecutive game and defeat Denver, 109-93.

1980

Oct. 30 - The first Trail Blazers college scholarship program is announced with Portland, the first team in the NBA to offer scholarships, awarding four.

1981

March 21 - Jack Ramsay signs new three-year contract, with two option years, to coach the Trail Blazers.

May 18 - Stu Inman is named the team's general manager.

Oct. 11 - Three jersey numbers are retired in ceremonies in Memorial Coliseum. They belonged to Geoff Petrie (No. 45), Larry Steele (No. 15), and Dave Twardzik (No. 13).

1982

Jan. 5 - The Blazers sell out Memorial Coliseum for the 200th time (regular season and playoffs).

Jan. 26 - Jim Paxson is named team captain on the day Kermit Washington retires from professional basketball.

March 18 - The Trail Blazers draw their five millionth fan to Memorial Coliseum, becoming only the second team in NBA history (Seattle is the other) to reach this milestone in 12 seasons.

1983

May 12 - KOIN-TV becomes the official Trail Blazers flagship station.

June 20 - Rick Adelman is named a coaching assistant to replace Jim Lynam, who becomes head coach at San Diego.

Nov. 22 - Portland sets an all-time club scoring record with 156 points in a victory over Denver.

1984

March 3 - Portland sells out (12,666) for the 300th consecutive game, an all-time NBA record. The Trail Blazers beat Indiana, 118-98.

March 23 - Jack Ramsay becomes the second winningest coach in NBA history, directing Portland to a 124-98 victory over Phoenix. It is his 697th career victory.

March 29 - Jack Ramsay coaches Portland past Kansas City, 120-113, for his 700th NBA victory.

1985

April 5 - KGW radio, 620 AM, is announced as the new official station of the Trail Blazers.

1986

Feb. 1 - Portland matches its all-time scoring record in a 156-121 victory over the Clippers, and in the process posts the fourth-best field goal percentage (.697) in NBA history.

April 24 - Portland sells out (12,666) for the 400th consecutive game in a playoff contest vs. Denver.

May 28 - Mike Schuler is named head coach of the Trail Blazers, replacing Jack Ramsay who guided the team for 10 seasons.

July 11 - The Trail Blazers reach agreement with the Portland Exposition and Recreation Commission that commits the team to the Memorial Coliseum for the next 10 years.

Sept. 9 - Jon Spoelstra is named general manager of the team; Bucky Buckwalter is named vice president-basketball operations.

1987

March 19 - Harry Glickman, executive vice president and founder of the club, is named president of the Trail Blazers.

April 24 - Mike Schuler is honored as NBA Coach of the Year, the first Trail Blazers head coach to win the Red Auerbach Trophy.

1988

May 31 - Larry Weinberg announces he has sold the Trail Blazers to Seattle computer magnate Paul Allen.

Nov. 4 - The Trail Blazers honor Maurice Lucas by retiring his uniform number (No. 20).

1989

Jan. 6 - Portland extends its sellout streak to 500 games, the

TRAIL BLAZERS *Yearly Milestones*

longest in NBA history.

Feb. 18 - Rick Adelman is named interim head coach following the firing of Mike Schuler.

April 14 - KEX radio, 1190 AM, is named the flagship station for the Trail Blazers.

May 11 - Rick Adelman is named head coach on a permanent basis, the seventh in the team's history.

Nov. 3 - Bill Walton's jersey number (No. 32) is retired on the opening night of the season, as the Trail Blazers christen their 20th anniversary season.

Dec. 26 - Clyde Drexler scores his 10,000th career point then surpasses Jim Paxson's total of 10,003 to become the all-time leading scorer in Trail Blazers history.

1990

April 22 - The Trail Blazers hand the Los Angeles Lakers their worst loss ever, 130-88, and pick up their 59th victory of the season, a then club record.

May 31 - A 112-109 victory in Phoenix gives the Trail Blazers their second Western Conference title, as they capture the best-of-seven series, four games to two.

June 14 - Portland loses, 92-90, to the Detroit Pistons in the fifth and deciding game of the 1990 NBA Finals.

Nov. 25 - Portland's 117-113 triumph over San Antonio gives the Trail Blazers an 11-0 season start. The Trail Blazers outscore the Spurs, 49-18, in the first period, the team's most productive quarter ever.

Nov. 27 - The 10 millionth fan enters the doors at Memorial Coliseum and witnesses a 123-109 loss to the Phoenix Suns.

Dec. 8 - A 109-101 conquest of Chicago gives the Trail Blazers their 12th consecutive road victory (over two seasons), the second best streak in NBA history at the time.

Dec. 11 - The Trail Blazers defeat Indiana, 122-96, to improve their record to 19-1, the second best start with one loss in league annals.

1991

Jan. 6 - Memorial Coliseum is sold out for the 600th straight game. Portland defeats Seattle, 114-111.

Mar. 19 - A 136-126 setback at Golden State knocks Portland out of first place in the Pacific Division for one day, the Trail Blazers' lone absence from the top spot in the division all season.

April 13 - The Trail Blazers win their 60th game of the season with a 118-113 triumph over the Lakers to clinch the Pacific Division championship.

1992

Feb. 9 - Clyde Drexler, making his first start in an NBA All-Star Game, charts 22 points, a team-high nine rebounds, six assists and two blocked shots to finish second in voting for MVP honors.

April 12 - The Trail Blazers top San Antonio, 123-97, to clinch the Pacific Division championship and the best record in the Western Conference for the second consecutive season.

May 28 - For the second time in three years, the Trail Blazers clinch the Western Conference Championship with a road victory, this time defeating Utah, 105-97, in Salt Lake City.

June 14 - A 97-93 loss at the Chicago Stadium allows the Bulls to take the 1992 NBA Championship from the Trail Blazers, 4-2.

June 24 - Portland becomes the first city outside New York to host

the NBA Draft. The nationally televised event is held in Memorial Coliseum.

Nov. 14 - Terry Porter sets an NBA record for the most three-point field goals without a miss in a single game, making all seven of his



attempts in a win over Golden State.

Nov. 22 - Rick Adelman logs the 200th victory of his coaching career as the Trail Blazers dump Detroit, 115-90. At the time, no coach had reached the 200-win milestone that quickly; the win came in his 288th game.

Nov. 24 - Clyde Drexler scores 24 points against San Antonio to become just the 62nd player in NBA history to pass the 15,000-point mark.

Dec. 20 - Buck Williams becomes only the 20th player in NBA history to collect 10,000 points and 10,000 rebounds during his career as Portland defeats Golden State, 130-114.

1993

Jan. 14 - Uniform No. 77, symbolic of the Trail Blazers' 1977 championship season, is retired in honor of former Coach Jack Ramsay. He joins Harry Glickman, Bill Walton, Maurice Lucas, Geoff Petrie and Larry Weinberg in being selected for the organization's Walk of Fame in Memorial Coliseum.

April 25 - Terry Porter tallies 12 points against the LA Clippers to become the third Trail Blazer to reach the 10,000-point mark.

July 11 - Official groundbreaking ceremonies take place to mark the start of construction on the Trail Blazers' \$262 million arena complex next to Memorial Coliseum.

1994

Jan. 18 - Terry Porter becomes the first Trail Blazer to distribute 5,000 career assists, doing it in a game at Denver.

Feb. 23 - Clyde Drexler's 11 rebounds in a victory over the Clippers moves him ahead of Mychal Thompson as Portland's all-time rebound leader.

May 18 - Geoff Petrie resigns as senior vice president for basketball operations.

June 23 - P.J. Carlesimo is named Portland's eighth head coach, replacing Rick Adelman. Adelman was relieved of his duties on May 19.

July 12 - Bob Whitsitt is named president and general manager of Trail Blazers Basketball; Marshall Glickman is promoted to president

TRAIL BLAZERS *Yearly Milestones*

of Trail Blazers, Inc., and the Oregon Arena Corp.; Jody Patton is promoted to vice chairman of the OAC, and Harry Glickman is named president emeritus of the Trail Blazers.

Nov. 4, 5 - Portland opens its Silver Anniversary season with back-to-back games against the Los Angeles Clippers in the Japan Opening Games in Yokohama. The Trail Blazers win both games, 121-100 and 112-95, before sellout crowds.

1995

Feb. 3 - Clyde Drexler's three-pointer in the third quarter of Portland's 112-97 win at Minnesota pushed his career total to 18,000 points, making him the 36th player in NBA history to reach that plateau.

Feb. 24 - Clifford Robinson does not dress for a home contest against Utah (the Trail Blazers win, 114-101), because of a sprained ankle suffered two nights earlier against Golden State. That snaps a club-record string of 461 games going back to the first game of his rookie season.

March 21 - Portland entertains its 800th straight sellout crowd in Memorial Coliseum with a 111-106 win over Washington.

April 9 - Jerome Kersey tallies 17 points in a 104-94 loss to Phoenix, raising his career scoring total to 10,004. It makes him the fourth Trail Blazer to reach the 10,000-point level and moves him into third place on the team's all-time list. He joins Clyde Drexler, Terry Porter and Jim Paxson in Portland's 10,000-point club.

April 17 - Buck Williams grabs 11 rebounds to become only the eighth player in NBA history to have accumulated 12,000 rebounds and 15,000 points.

April 23 - Portland defeats Golden State, 116-83, in its final regular season game in Memorial Coliseum.

May 2 - The Trail Blazers play their final game in Memorial Coliseum, dropping a 117-109 decision to Phoenix in the third and deciding contest of the first round Western Conference Playoffs with the Suns.

Aug. 14 - Trail Blazers offices are moved to One Center Court in the Rose Quarter after 25 years in the Lloyd District's Port of Portland Building.

Oct. 18 - The Trail Blazers play their first-ever game in The Moda Center, losing in preseason action to Minnesota, 114-110. Attendance is 21,393.

Nov. 3 - Portland opens the 1995-96 campaign with its inaugural regular season game in The Moda Center. The Trail Blazers lose to the Vancouver Grizzlies, 92-80. A capacity crowd of 21,398 fans turn out for the event.

Nov. 14 - An all-time Trail Blazers home record crowd of 21,401 watches their team defeat New York, 105-99. Portland matches that record 13 more times during the regular season and playoffs.

Nov. 20 - Portland's sellout streak of 814 games, including the regular season and playoffs, comes to an end when 20,381 fans turn out to see the Trail Blazers defeat the Los Angeles Clippers, 113-94. The last time the Trail Blazers had played before a non-capacity home crowd was on April 5, 1977.

1996

March 31 - Buck Williams becomes only the eighth player in NBA history to reach 16,000 points and 12,000 rebounds when he tallies 12 points in a 115-100 Trail Blazers victory at Dallas.

Nov. 4 - Trail Blazers set all-time home attendance record when 21,567 fans turn out for the season opener against Atlanta. 1997

Feb. 22 - Clifford Robinson scores 16 points in a game at Philadelphia to raise his career total to 10,000 points, making him the fifth Trail Blazer to reach that level.

May 13 - Mike Dunleavy is named Portland's ninth head coach, replacing P.J. Carlesimo. Carlesimo was relieved of his duties on May 8.

1998

April 30 - Portland sets a new all-time one-game attendance mark when 21,616 fans pack the Moda Center for the fourth and deciding game of the first round Western Conference Playoffs.

July 2 - Trail Blazers name Brian Wheeler as the club's second radio play-by-play announcer.

1999

Feb. 24 - Portland takes over first place in the Pacific Division and holds on to that spot for the remaining 41 games of the season, claiming its first division title since 1991-92.

March 31 - The Trail Blazers down Sacramento, 100-86, to finish the month with a 15-3 record, the most wins for the month in club history and equal to the highest number of wins in any month ever.

June 2 - Mike Dunleavy becomes the second Trail Blazers head coach to earn NBA Coach of the Year honors after guiding the club to a 35-15 finish and a spot in the Western Conference Finals.

2000

April 18 - By defeating the Clippers in Los Angeles, 116-100, the Trail Blazers improve their road record for the season to 29-12, the most wins away from home in franchise history. That betters the old mark of 27-14 set by the 1990-91 team.

April 19 - A standing room-only crowd of 20,403 turns out for the Trail Blazers' regular season finale in the Moda Center against Denver, giving them sellouts in each of their 41 home games. It is nearly triple the number of capacity crowds in any of the previous seasons in their now five-year-old building. But the Trail Blazers lose, 96-95, causing them to come up one victory shy of a 60-win season.

Nov. 19 - Scottie Pippen tallies his 2,000th career steal at Orlando. Pippen ranks sixth on the NBA's all-time steals list and is only one of seven players to top 2,000 steals for his career.

2001

April 6 - Damon Stoudamire records his fourth career triple-double with 15 points, 10 rebounds and 10 assists at Golden State. It is the first Trail Blazers triple-double since the 1994-95 season when Rod Strickland had one at Phoenix.

March 6 - Clyde Drexler's jersey No. 22 is officially retired in halftime ceremonies of a Moda Center game against Vancouver.

June 27 - Maurice Cheeks is named Portland's 10th head coach, replacing Mike Dunleavy.

Nov. 30 - Dale Davis grabs an all-time Trail Blazers high 11 offensive rebounds in a victory over the Milwaukee Bucks in the Moda Center. Davis also knocks down a career-high 12 shots.

TRAIL BLAZERS *Yearly Milestones*

2002

March 2 - With a 104-103 overtime victory at Milwaukee, the Trail Blazers complete a rare four-game sweep in the East with victories at Philadelphia, Washington, Toronto and Milwaukee. The sweep is the first since the 1990-91 season when they did it twice and a part of six straight road wins.



March 8 - With an 82-73 victory over New Jersey in the Moda Center, the Trail Blazers win their 12th straight game, the second-longest streak in franchise history at the time.

March 23 - Scottie Pippen scores 18 points in a 108-99 victory at Minnesota, making him only the 46th player in NBA history to accumulate 18,000 career points.

2003

June 18 - Steve Patterson is named the fifth president of the Portland Trail Blazers.

July 19 - John Nash becomes the Trail Blazers' sixth general manager.

2004

Feb. 24 - In his seventh game as a Trail Blazer, Theo Ratliff blocks nine Magic shots to tie the club record held by Bill Walton and Mychal Thompson. Portland wins the game at Orlando in overtime, 94-91.

April 12 - The Trail Blazers learn just before their next-to-last contest of the season, a home date with San Antonio, that their bid for a 22nd consecutive trip to the playoffs has been dashed. A Denver win over Sacramento knocks Portland out of post-season play for the first time since 1982.

April 22 - Zach Randolph is named the NBA's Most Improved Player for 2003-04. The selection is made by a vote of a panel of the nation's sportswriters and sportscasters.

2005

Jan. 14 - Damon Stoudamire scores a franchise-record 54 points at New Orleans. He ties a club record for field goals made (20), points in a half (30) and three-point field goals (8). Despite his efforts the Trail Blazers lose, 112-106.

March 4 - Player Personnel Director Kevin Pritchard takes over as interim head coach, replacing Maurice Cheeks.

April 20 - The Trail Blazers wrap up the season with a 106-103

victory over the Los Angeles Lakers, but finish the season with a 27-55 record, their worst record since 1973-74. It is the first time in 16 seasons Portland is below the .500 mark.

June 28 - Portland takes Seattle prep star Martell Webster with the sixth pick in the 2005 NBA Draft. It marks the Trail Blazers' first selection of their own in the draft's top 10 since they selected Sam Bowie with the second pick in 1984.

July 6 - Nate McMillan is named the 12th head coach in franchise history.

2006

April 2 - Joel Przybilla ties a Trail Blazers' franchise record with nine blocks in a game at Seattle.

June 28 - Portland executes an NBA Draft Day-record six trades, acquiring LaMarcus Aldridge, Brandon Roy, Sergio Rodriguez, Joel Freeland, Raef LaFrentz, Dan Dickau and four future second-round picks.

2007

March 29 - The Trail Blazers promote Kevin Pritchard to general manager, making him the eighth GM in team history.

April 18 - The Trail Blazers officially retire the No. 14 jersey of Lionel Hollins as Portland hosts Golden State.



May 2 - Brandon Roy is named 2006-07 T-Mobile NBA Rookie of the Year, becoming the third Trail Blazer to win the award (Geoff Petrie, Sidney Wicks).

May 8 - Teammates Brandon Roy and LaMarcus Aldridge are both named to the 2006-07 T-Mobile NBA All-Rookie First Team by a vote of the league's head coaches.

May 22 - With just a 5.3 percent chance at the No. 1 pick, the Trail Blazers win the lottery to select first in the 2007 NBA Draft.

June 20 - The Trail Blazers name Larry Miller team president.

June 28 - The Trail Blazers select center Greg Oden out of Ohio State with the No. 1 pick in the NBA Draft. Oden becomes the third No. 1 pick in Trail Blazers history.

Oct. 30 - With an average of 24 years and 26 days on Opening Night, Portland's roster is the youngest in the NBA and the youngest in Trail Blazer history. The team also marks the third-youngest roster in NBA history.

Dec. 17 - For the second time in as many weeks, Brandon Roy

TRAIL BLAZERS *Yearly Milestones*

is named Western Conference Player of the Week, becoming the second player in franchise history to claim the honor in back-to-back weeks (Clyde Drexler, 1987-88).

Dec. 30 - Portland completes a 13-game winning streak, dating back to Dec. 3, that marks the second-longest run in franchise history (16 games in 1990-91).

2008

Jan. 2 - Nate McMillan is named Western Conference Coach of the Month for December 2007 after leading the club to a 13-2 month, the third-best single month in franchise history. McMillan is the first Trail Blazers coach to receive the honor since Mike Dunleavy in 1999.

Jan. 30 - LaMarcus Aldridge and Brandon Roy are selected to compete for the sophomore team in the T-Mobile 2008 Rookie Challenge & Youth Jam at All-Star Weekend in New Orleans.

Feb. 1 - Brandon Roy tallies his first career triple-double vs. New York, netting 20 points, 10 rebounds and 11 assists. The feat marks the first triple-double since Damon Stoudamire in 2005, and the first triple-double with 20-plus points since Rod Strickland in 1995.

Feb. 17 - Coming off the bench to play in a team-high 29 minutes, Brandon Roy registers a team-high tying 18 points, nine rebounds and five assists in his first All-Star Game.

March 22 - Joel Przybilla pulls down a career-high 26 rebounds, tying the franchise record for rebounds in a regulation game (LeRoy Ellis, Bill Walton).

Dec. 16 - The Trail Blazers officially retire the No. 30 jersey of Terry Porter as Portland hosts Sacramento at the Moda Center.

Dec. 18 - In Portland's 124-119 win over Phoenix, Brandon Roy notches a career-high 52 points, the second-most points ever scored by a Trail Blazer. The 52 points are the most scored by any NBA player in Portland in franchise history. His 19 free throws made (of 21) also mark a franchise record.

Dec. 18 - Bob Gross has his jersey No. 30 officially retired during Portland's game vs. Phoenix at the Moda Center.

2009

Jan. 24 - Brandon Roy ties a franchise record with 10 steals (Clyde Drexler, Larry Steele) vs. Washington.

Feb. 14 - Rudy Fernandez finishes fourth in the 2009 Sprite Slam Dunk Contest.

Feb. 15 - Brandon Roy counts 14 points (7-8 FG), five rebounds, five assists and a game-high 31 minutes in the 2009 NBA All-Star Game in Phoenix.

Feb. 22 - Steve Blake dishes 14 first-quarter assists (no turnovers) to tie for the most assists by a player in a quarter in NBA history and the most ever in the first quarter. The 14 assists are the most by a Trail Blazer in a quarter in team history and also set a franchise record for assists in a half.

April 5 - With a Phoenix loss to Dallas, the Trail Blazers clinch a spot in the postseason for the first time since 2003 – a six-year drought. The gap in playoff appearances was the longest current streak in the NBA and longest in Trail Blazers history since first making the playoffs in 1977.

April 13 - Brandon Roy earns Western Conference Player of the Week honors for the second time in 2008-09 and the fourth time in his career.

April 15 - Rudy Fernandez sets a new NBA rookie record for 3-pointers in a season with 159, passing Kerry Kittles' 158 with six

threes on the last day of the season. The Trail Blazers defeat Denver, 104-76, to become Northwest Division Co-Champions and finish with a 54-28 record.

April 17 - Behind a 7-1 month to close the regular season, Nate McMillan is named the NBA's Western Conference Coach of the Month, garnering the award in the second straight season.

May 13 - Brandon Roy is named to the All-NBA Second Team. He becomes the first Trail Blazer to garner All-NBA accolades since Clyde Drexler in 1991-92.

2010

Jan. 28 - Brandon Roy earns his third consecutive trip to the NBA All-Star Game but is unable to compete due to injury.

Jan. 30 - Andre Miller makes a franchise-record 22 field goals (of 31) at Dallas in scoring a career-high 52 points, tied for the second-most points in Trail Blazers history. Miller scored 25 points (10-11 FG) in the fourth quarter and overtime alone in Portland's 114-112 victory.

May 6 - Brandon Roy earns All-NBA Third Team honors, becoming just the third Trail Blazer to garner multiple All-NBA honors (Clyde Drexler, 4; Bill Walton, 2).

July 19 - Rich Cho is named the ninth general manager in franchise history.

2011

Jan. 7 - Wesley Matthews scores a career-best 36 points in a 108-98 win over the Timberwolves in Minnesota. Matthews sets a franchise record for 3-pointers in one half by draining seven shots from downtown in the first.

Jan. 24 - LaMarcus Aldridge is named Western Conference Player of the Week after posting averages of 28.3 points (52.3% FG, 80.8% FT) and 10.3 rebounds, leading Portland to a 4-0 record for games from Jan. 17-22.

Feb. 14 - LaMarcus Aldridge is named Western Conference Player of the Week for the second time in less than a month, becoming just the third Trail Blazer in team history to win the award twice in one season (Clyde Drexler and Brandon Roy).

March 2 - LaMarcus Aldridge is named Western Conference Player of the Month for February, becoming just the third Trail Blazer in team history and first since Clyde Drexler (November 1991) to claim the honor.

April 14 - Nate McMillan is named Western Conference Coach of the Month for leading the team to a conference-best 5-2 record in April.

May 12 - LaMarcus Aldridge is named to the All-NBA Third Team after averaging career highs of 21.8 points and 8.8 rebounds per game.

Dec. 15 - The Trail Blazers request waivers on three-time All-Star Brandon Roy and designate him as the team's amnesty player. Portland then signs guard Jamal Crawford.

2012

Feb. 4 - Nicolas Batum breaks the Trail Blazers' franchise record for 3-point field goals made against the Denver Nuggets. Batum shoots 9-of-15 from 3-point range and sets a new career high with 33 points.

Feb. 9 - LaMarcus Aldridge earns his first career All-Star selection and becomes the 15th Trail Blazer selected to an NBA All-Star Game.

March 15 - Portland parts ways with Head Coach Nate McMillan,

TRAIL BLAZERS *Yearly Milestones*

appointing Kaleb Canales as Interim Head Coach for the rest of the season.

March 29 - Wesley Matthews is named the recipient of the NBA's Kia Community Assist Award for the month of February in recognition of his outstanding efforts in the community.

April 26 - Jamal Crawford finishes the season with the league's highest free throw percentage at 92.7% (191-206), and becomes the first Trail Blazer ever to win the NBA free throw title.



June 6 - Neil Olshey is named the 10th general manager in team history.

June 28 - With the sixth pick in the 2012 NBA Draft, the Trail Blazers select Weber State point guard Damian Lillard. Portland then adds Meyers Leonard with the 11th pick and Will Barton with the 40th pick in the draft.

July 22 - Damian Lillard is named Co-MVP of the 2012 Las Vegas Summer League. The sixth overall pick in the 2012 NBA Draft led all players in scoring (26.5).

Aug. 7 - Terry Stotts is named Trail Blazers head coach, the 14th head coach in franchise history.

Sept. 6 - Bill Schonely is presented with the prestigious Curt Gowdy Media Award during the 2012 Naismith Memorial Basketball Hall of Fame enshrinement ceremonies.

Oct. 31 - Damian Lillard joins Oscar Robertson and Allen Iverson as the only players in NBA history to record at least 20 points and 10 assists in their NBA debut in a 116-106 win over the L.A. Lakers in the season opener.

Dec. 20 - The Trail Blazers hold Denver to 0-for-22 shooting from 3-point range, an NBA record for most 3-point attempts in a game without a make, in a 101-93 home victory.

2013

Feb. 16 - Damian Lillard becomes the first Trail Blazer to win an event during All-Star Weekend, winning the Taco Bell Skills Challenge with a final time of 29.8 seconds.

Feb. 17 - LaMarcus Aldridge plays in the NBA All-Star game for the second consecutive year, becoming the 11th player in Trail Blazers history to be named to multiple All-Star Games.

April 1 - With his 167th 3-pointer of the season at Utah, Damian Lillard breaks Stephen Curry's record (166, 2009-10) for most made 3-pointers in a season by an NBA rookie. Lillard sets the new record

at 185 3-pointers by season's end.

April 14 - Damian Lillard joins Oscar Robertson and Allen Iverson as the only rookies in NBA history to record at least 1,500 points and 500 assists. Lillard also joins Clyde Drexler (86-87, 91-92) as the only Trail Blazers in franchise history to record 1,500 points and 500 assists in a season.

April 16 - Damian Lillard makes the 182nd of his 185 3-pointers on the season, setting a new Trail Blazers franchise record for most made 3-point field goals in a season (Damon Stoudamire, 181, 2004-05)

April 19 - After earning his sixth straight Kia NBA Rookie of the Month Award, Damian Lillard becomes one of just eight players to sweep NBA Rookie of the Month honors since the inaugural award in 1981-82.

May 1 - Damian Lillard is named the 2012-13 Kia NBA Rookie of the Year, becoming the fourth Trail Blazer to garner the honor (Petrie, Wicks, Roy). Lillard led all NBA rookies in scoring (19.0), assists (6.5) and minutes (38.6) as he became the fourth unanimous NBA Rookie of the Year in league history (Blake Griffin, 2011; David Robinson, 1990; Ralph Sampson, 1984).



Aug. 13 - The team announces the renaming of the arena to the Moda Center as part of a 10-year partnership between the Trail Blazers and Moda Health.

Dec. 2 - Head Coach Terry Stotts is named NBA Western Conference Coach of the Month for the month of November. Stotts led Portland to a 13-3 start to win the award.

Dec. 16 - LaMarcus Aldridge is named NBA Western Conference Player of the Week, becoming the first Trail Blazer to win the award three times in a season since Clyde Drexler in 1990-91, and the second player in franchise history to win it six times, joining Drexler (10).

Dec. 30 - LaMarcus Aldridge records his 10,000th career point on his first basket against the New Orleans Pelicans. Aldridge becomes just the sixth player in franchise history to score at least 10,000 points with the Trail Blazers and the second fastest to do so (539 games).

TRAIL BLAZERS *Yearly Milestones*

2014

Jan. 2 - In a game vs. Charlotte, the Trail Blazers score a franchise-record 21 3-pointers in a single game for the second time of the season (also Dec. 14 at Philadelphia). Portland is the first NBA team ever to record at least 21 3-pointers in two games in a single season.

Jan. 23 - Against the Denver Nuggets, LaMarcus Aldridge scores a career-high 44 points. Aldridge becomes the first Trail Blazer to record at least 44 points and 13 rebounds in a game since Maurice Lucas on Jan. 12, 1979 (46 points, 17 rebounds).

Jan. 30 - Damian Lillard and LaMarcus Aldridge are named 2014 NBA All-Star reserves by a vote of Western Conference head coaches.

Feb. 15 - Damian Lillard becomes the first player in NBA history to compete in three events on All-Star Saturday night.

April 6 - Portland qualifies for the playoffs for the 30th time since entering the NBA in 1970 and the first time since 2010-11.

April 11 - Terry Stotts captures his 200th win as a head coach in the NBA in a 111-99 victory over the Utah Jazz. The Trail Blazers complete the regular season series sweep against the Jazz for the first time in the 40-year history of the series.

April 16 - Portland records its 54th win of the season in a 110-104 victory over the Los Angeles Clippers. The 21-game improvement from 2012-13 is the largest increase in wins between 82-game seasons in team history.

April 20 - LaMarcus Aldridge tallies a Trail Blazers franchise playoff record with 46 points to go with 18 rebounds in Game 1 at Houston, giving Portland a 1-0 series lead over the Rockets.

April 23 - LaMarcus Aldridge scores 43 points in Game 2 at Houston, making him the first NBA player to notch consecutive 40-point playoff games since LeBron James in 2009. Portland takes a 2-0 series lead over the Rockets in the series heading back to Portland.

May 2 - In one of the most memorable and improbable plays in NBA history, Damian Lillard takes an inbound pass with 0.9 seconds on the clock, down 98-96 to Houston, and sinks a go-ahead, series-clinching 3-pointer to defeat the Rockets 4-2 and advance the Trail Blazers past the First Round of the NBA Playoffs for the first time in 14 years.

June 4 - LaMarcus Aldridge and Damian Lillard are named to the All-NBA Third Team, becoming the first Trail Blazers to be named All-NBA in the same year since Maurice Lucas and Bill Walton in 1977-78.

Nov. 17 - Damian Lillard is named NBA Western Conference Player of the Week for the week ending on Nov. 16, after averaging 28.0 points (58.8% FG), 4.7 rebounds, 8.7 assists and 1.33 steals in wins vs. Charlotte, at Denver and vs. Brooklyn.

Nov. 30 - In beating the Timberwolves, 107-93, Terry Stotts earns his 100th win as the head coach of the Trail Blazers. He becomes just the eighth coach in Trail Blazers history to notch at least 100 wins.

Dec. 8 - LaMarcus Aldridge is named the Western Conference Player of the Week for the week ending on Dec. 7. In a 3-0 week with wins at Denver, vs. Indiana and at New York, Aldridge averaged 27.0 points (third in NBA) and 11.7 rebounds (sixth in NBA). He also shot 45.7% from the field.

Dec. 9 - LaMarcus Aldridge passes Terry Porter to become the

second-leading scorer in Trail Blazers franchise history (11,331).

Dec. 22 - LaMarcus Aldridge is named the Western Conference Player of the Week after averaging 26.3 points, 14.3 rebounds and 2.25 steals in four games (all wins) vs. the Spurs (twice), Bucks and Pelicans. Aldridge recorded a double-double in all four contests.

Dec. 26 - The Trail Blazers connect on a season-high 18 three-pointers against Philadelphia, marking the first time in franchise history that Portland has made at least 15 three-pointers in back-to-back games (17 on 12/23 at OKC).

2015

Jan. 5 - Terry Stotts is named the Western Conference Coach of the Month for the month of December after guiding Portland to a 13-3 record. For Stotts, it is his second Coach of the Month award in seven years as a head coach.

Jan. 8 - The Trail Blazers sign Neil Olshey to a multi-year contract extension and name him the President of Basketball Operations.

Jan. 17 - Wesley Matthews makes seven three-pointers at Memphis and moves past Terry Porter for the most three-pointers made in Trail Blazers history (773).

Jan. 29 - LaMarcus Aldridge is selected to represent the Western Conference in his fourth consecutive NBA All-Star Game, joining Clyde Drexler (8) and Sidney Wicks as the only Portland players to be named All-Stars at least four times.

Feb. 8 - Damian Lillard is selected to his second consecutive All-Star Game, becoming only the fourth Trail Blazer to be selected twice in his first three NBA seasons (Lucas-3, Wicks-3, Roy-2).

March 1 - Damian Lillard makes his 546th career three-pointer against Sacramento, the most by any NBA player in his first three seasons in league history.

March 27 - Damian Lillard scored 11 points at Phoenix, surpassing the 1,500 point mark on the season. Lillard joins Sidney Wicks as the only other Trail Blazer to score at least 1,500 points in each of his first three seasons.

March 30 - The Trail Blazers clinch a playoff berth with a 109-86 win over the Phoenix Suns. Portland ups its franchise total to 31 playoff appearances, tied for third-most by any team since Portland joined the NBA in 1970.

April 3 - Portland (49-26) claims the Northwest Division title for the first time since 2008-09.

April 15 - LaMarcus Aldridge makes eight field goals at Dallas to finish with 659 on the season, most in the NBA. Aldridge becomes the first Trail Blazer to ever lead the league in field goals made.

April 15 - Portland finishes the season with 51 wins, marking its 13th 50+ win season in franchise history, and their first time having 50+ wins in back-to-back seasons since 2008-09 and 2009-10 (54 wins in 2013-14).

April 29 - CJ McCollum scores 33 points in Game 5 at Memphis on 12-of-20 shooting (7-11 3-PT), making him the only NBA player ever to record 33+ points and at least seven three-pointers as a reserve in a playoff game. McCollum also sets a Trail Blazers franchise record for most points scored off of the bench in a playoff game (29, Billy Ray Bates, 4/2/80 at SEA).

April 29 - Meyers Leonard shoots 10-of-13 (76.9%) from beyond the arc in Portland's first round series against Memphis, setting the Trail Blazers franchise records for three-point percentage in both a single

TRAIL BLAZERS *Yearly Milestones*

playoff series (minimum of five three-point attempts) and an entire postseason.

May 21 - LaMarcus Aldridge is named to the All-NBA Second Team, making him the first Portland player to earn Second Team honors since Brandon Roy in 2008-09.

ct. 28 - The Trail Blazers defeat New Orleans, 112-94, setting a new NBA record with 15 consecutive home-opening victories dating back to 2001 (Boston Celtics - 14, 10/12/79 to 11/6/92).

Nov. 2 - Damian Lillard starts his 250th consecutive game against Minnesota, making him the first player to start 250 consecutive games to open his career since Artis Gilmore (1976-1979).

Dec. 26 - The Trail Blazers defeat the Cavaliers, 105-76, making Terry Stotts the sixth coach in franchise history to win at least 150 games as Portland's head coach.

2016

Feb. 2 - Damian Lillard scores his 6,000th point in his 289th career game, becoming the third-fastest Trail Blazer to score 6,000+ points (Petrie/Wicks-255 games).

Feb. 10 - Damian Lillard surpasses Brandon Roy (1,607 points) for 15th on Portland's all-time scoring list.

Feb. 19 - Damian Lillard scores a career-high 51 points on 18-of-28 shooting against Golden State, and ties a franchise record with nine three-point field goals. Lillard becomes the only NBA player to ever record 50+ points, 7+ assists and 6+ steals in a game since steals became a stat in 1973-74.

March 1 - Terry Stotts earns NBA Coach of the Month honors in the Western Conference for the month of February. It's his third such honor with the Trail Blazers, tied for the most in franchise history (Rick Adelman, Nate McMillan).

March 11 - With his fourth three-pointer at Golden State, Damian Lillard (785 3-PT) surpasses Klay Thompson (784 3-PT) for the most three-pointers by any NBA player in their first four seasons.

April 6 - Portland defeats Oklahoma City, 120-115, to clinch a playoff berth for the third consecutive season and the 32nd time in franchise history.

April 6 - Portland becomes the first team in NBA history to make the playoffs despite returning two or fewer players who played 1,000+ minutes with the team the previous season (Lillard/Kaman).

April 13 - Damian Lillard surpasses Wesley Matthews as the franchise's all-time leader in three-point field goals (828).

April 13 - Damian Lillard wraps up the season ranked sixth in the NBA in scoring (25.1) and tied for eighth in the league in assists (6.8), making him the first Trail Blazer ever to finish a season in the top-10 in both points and assists.

April 13 - The Trail Blazers finish the season with 864 three-point field goals, breaking the previous franchise record for most three-pointers made in a single season (807, 2014-15).

April 22 - CJ McCollum is named the KIA NBA Most Improved Player, becoming the third Trail Blazers player to garner the honor (Duckworth, Randolph). McCollum raised his scoring average by 14.0 points from the previous season.

April 29 - The Trail Blazers advance past the L.A. Clippers in six games in the First Round of the 2016 NBA Playoffs, marking the second time in the past three seasons (11th time overall) that Portland has advanced to the Western Conference Semifinals.



May 11 - The Trail Blazers make 71 three-point field goals in their five-game series against Golden State in the Western Conference Semifinals, setting a new NBA Playoff record for the most three-pointers made in any five-game series.

May 11 - Damian Lillard concludes his five-game series against Golden State having averaged 31.8 points. That represents the highest scoring average by any Trail Blazer in a playoff series, all-time (31.4-Drexler, 1992 vs. Phx.).

May 11 - Damian Lillard finishes his 11-game postseason run with 42 three-point field goals, setting a new franchise record for the most threes by any Trail Blazer in a single postseason (40-Terry Porter, 1990).

May 26 - Damian Lillard is named to the All-NBA Second Team, becoming the eighth Portland player ever to earn Second Team honors.

Nov. 4 - Head Coach Terry Stotts wins his 300th career game with a 105-95 victory over Dallas.

Nov. 25 - A 119-104 victory over the Pelicans is the 2,000th win in Trail Blazers team history, making Portland the 15th NBA franchise to win 2,000 games.

Nov. 25 - With his 191st victory, Terry Stotts passes Mike Dunleavy (190) for the fourth most wins in as head coach of the Trail Blazers.

Dec. 3 - Damian Lillard makes the 2,500th field goal of his career (342 games), becoming the third-fastest Trail Blazer to make 2,500 field goals.

2017

Jan. 11 - Terry Stotts wins his 200th game as head coach of the Trail Blazers. He is the fourth Portland coach to win 200+ games (Ramsay, Adelman, McMillan).

March 9 - Jusuf Nurkic records 28 points, 20 rebounds, eight assists and six blocks in a 114-108 overtime victory over the 76ers. Nurkic is the first NBA player to log 28+ points, 20+ rebounds, 8+ assists and 6+ blocks in a game since Charles Barkley (11/28/86, vs. Por.).

March 19 - Damian Lillard makes the 1,000th 3-pointer of his career, becoming the first Trail Blazers player to make 1,000 3-pointers and joining Klay Thompson (1,060) as the only two NBA players to make 1,000 3-pointers in their first five seasons.

March 28 - Damian Lillard joins LeBron James and Oscar Robertson as the only players in NBA history with 1,500+ points and 400+ assists in each of their first five seasons.

TRAIL BLAZERS *Yearly Milestones*

March 28 - Jusuf Nurkic scores 33 points (12-15 FG) to go along with 16 rebounds against the Nuggets, making him the first player in franchise history to record 30+ points and 15+ rebounds while shooting 80.0% or better from the field.

April 1 - CJ McCollum becomes the first Trail Blazer to shoot 100% from the foul line in 10 straight games since Damon Stoudemire (13, Jan. 18-Feb. 13, 2005).

April 3 - After going an NBA-best 13-3 in March, Terry Stotts and Damian Lillard become the first Trail Blazers in team history to win Coach of the month and Player of the month honors in the same month. Stotts has won the award four times, the most of any Portland coach. Lillard becomes the fourth Portland player to win the award.

April 8 - With 59 points on 18 -of-34 shooting (9-14 3-PT), Damian Lillard sets a new franchise record for most points in a game and becomes the only player in NBA history with 59+ points and 9+ 3-pointers. Lillard also matched his own franchise record for most 3-pointers in a game.

April 12 - Damian Lillard finishes the season with 2,024 points, fifth most in franchise history.

April 12 - CJ McCollum finishes the season shooting 91.2% from the free throw line, the best percentage in the league.

Oct. 18 - Portland defeats Phoenix 124-76, representing the largest margin of victory in a season-opening game in NBA history.

Nov. 27 - With five assists against the Knicks, Damian Lillard moves past Rod Strickland (2,573) for fourth on Portland's all-time assist list.

2018

Jan. 30 - Jusuf Nurkic records 16 of his 20 rebounds in the second half, matching the franchise record for rebounds in a half (Ellis/Walton).

Jan. 31 - CJ McCollum scores a career-high 50 points in 29 minutes against the Bulls, making him the second player in NBA history to score at least 50 points in fewer than 30 minutes. McCollum scored 28 of his points in the first quarter on 11-of-14 shooting, setting franchise records for points and field goals in a quarter.

Feb. 1 - Terry Stotts is named NBA Western Conference Coach of the Month for January after leading Portland to a 11-5 record, including a perfect 7-0 mark at Moda Center.

Feb. 2 - Damian Lillard becomes the seventh player in franchise history to score 10,000 points. Lillard is the fastest player to do so, reaching the milestone in 441 games.

Feb. 9 - Damian Lillard scores 50 points in 29 minutes at Sacramento, becoming the third player in NBA history (McCollum/K. Thompson) to score at least 50 points in fewer than 30 minutes.

Feb. 14 - With 44 points against the Warriors, Damian Lillard becomes the first player in franchise history to score at least 39 points in three straight games.

Feb. 18 - Playing in the third All-Star game of his career, Damian Lillard ties for the Team Stephen lead in scoring with 21 points.

March 5 - Damian Lillard passes 1,500 points for the sixth straight season, tying Clyde Drexler for the most seasons with 1,500 points as a Trail Blazer.

March 6 - With nine free throws against the Knicks, Damian Lillard passes LaMarcus Aldridge (2,259 free throws) for third place on Portland's all-time free throw list.

April 11 - With a 102-93 victory over the Jazz, the Trail Blazers win the Northwest Division title and earn the three seed in the Western

Conference.

May 24 - Damian Lillard is named All-NBA First Team, becoming the third player in franchise history to receive the honor (Drexler, Walton). Lillard's 26.9 points per game tied for the fourth highest in team history and his 227 three-pointers were the second most in a Trail Blazers season.

Oct. 25 - Damian Lillard scores 34 second-half points against Orlando, breaking his own franchise record for points in a half.

Nov. 16 - With his fourth assist against Minnesota, Damian Lillard passes Damon Stoudemire for third place on Portland's all-time assists list.

Nov. 23 - With a three-pointer at the 4:04 mark of the third quarter at Golden State, Damian Lillard passes Terry Porter for third place on the Trail Blazers all-time scoring list.

Nov. 28 - Portland's 115-112 win over Orlando marks the 400th career win for Terry Stotts, making him the 47th coach in NBA history to reach 400 wins.

Nov. 28 - Damian Lillard makes a franchise-record 10 three-pointers (of 15) against the Magic. Seven of his three-pointers come in the third quarter, setting a franchise record for three-pointers in a quarter.

Dec. 27 - With a 110-109 victory at Golden State, Terry Stotts wins his 292nd game with the Trail Blazers, passing Rick Adelman (291) for the second-most wins in Trail Blazers history.

2019

Jan. 1 - Jusuf Nurkic records 24 points, 23 rebounds, seven assists, five steals and five blocks at Sacramento, becoming the first player in NBA history to record a 5x5 with at least 20 points and 20 rebounds.

Jan. 16 - Jusuf Nurkic finishes with 10 points, 10 rebounds, 10 assists and five blocks against Cleveland. He is the first player in league history to have those numbers in 28 minutes or less.

Jan. 18 - Terry Stotts wins his 300th game with the Trail Blazers, joining Jack Ramsay as the second coach in franchise history to reach 300 wins.

Feb. 7 - With his second three-pointer against the Spurs, CJ McCollum passes Terry Porter for third on Portland's all-time three-pointers list.

March 1 - Terry Stotts is named the NBA Western Conference Coach of the Month for February, becoming the first coach to earn the honor in sixth consecutive seasons.

March 25 - The Trail Blazers clinch their sixth consecutive postseason appearance and the 35th trip to the playoffs in franchise history.

April 3 - Evan Turner has a triple-double for the second straight game, becoming the first player in NBA history to notch consecutive double-doubles off the bench.

April 3 - Damian Lillard reaches 2,000 points in a season for the second time in his career, joining Clyde Drexler as the only Trail Blazers with two seasons of at least 2,000 points.

April 7 - Damian Lillard becomes the third-fastest player in league history to reach 1,500 threes (548 games).

April 10 - The Trail Blazers clinch the three seed in the Western Conference for the second season in a row.

May 12 - The Trail Blazers beat Denver on the road in Game 7 of the Western Conference Semifinals, 100-96, to advance to the Western Conference Finals for the first time since 2000.

TRAIL BLAZERS *Yearly Milestones*

Sep. 5 - Trail Blazers founder Harry Glickman receives the John W. Bunn Lifetime Achievement Award from the Naismith Memorial Basketball Hall of Fame.

Oct. 23 - The Trail Blazers begin their 50th NBA season.

Oct. 27 - With one three-pointer against the Mavericks, CJ McCollum passes Wesley Matthews for second on Portland's all-time three-pointer list.

Nov. 8 - Damian Lillard scores 60 points against Brooklyn, becoming the first player in franchise history with a 60-point game.

Nov. 19 - 10-time NBA All-Star and six-time All-NBA honoree Carmelo Anthony signs with Portland as a free agent.

Nov. 29 - Hassan Whiteside sets a franchise record with 10 blocks against the Chicago Bulls.

Dec. 2 - Carmelo Anthony is named Western Conference Player of the Week after averaging 22.3 points, 7.7 rebounds and 2.7 assists in his first full week with the Trail Blazers.

2020

Jan. 20 - Damian Lillard scores a franchise-record 61 points while making a franchise-best 11 three-pointers in an overtime victory over the Warriors.

Jan. 29 - Damian Lillard logs his first career triple-double, finishing with 36 points, 10 rebounds and 11 assists against Houston.

Feb. 3 - Damian Lillard wins his second straight Western Conference Player of the Week award after averaging 45.0 points, 7.0 rebounds and 11.0 assists in three games.

March 11 - The NBA suspends the season after a player tests positive for the coronavirus.

July 31 - The Trail Blazers resume the 2019-20 season with an overtime victory over Memphis in the first of eight seeding games to be played at the Disney World campus in Orlando.

Aug. 11 - Damian Lillard matches his franchise record with 61 points against Dallas, joining Wilt Chamberlain as the only players in league history with three games of 60-plus points in a season.

Aug. 13 - Damian Lillard finishes the regular season ranked third in scoring (30.0) and fifth in assists (8.0) marking his second straight season in the top-10 of both categories.

Aug. 15 - The Trail Blazers defeat the Grizzlies in the first ever Western Conference Play-in game, 126-122, to advance to the Western Conference Playoffs.

Aug. 15 - Terry Stotts becomes the first coach in Trail Blazers history to lead Portland to the postseason in seven consecutive seasons.

Aug. 15 - The NBA names Damian Lillard the KIA NBA Player of the Seeding Games after he posts averages of 37.6 points, 4.3 rebounds and 9.6 assists over eight contests.

Sep. 16 - Damian Lillard is named All-NBA Second Team, making him the first player in team history to be named to an All-NBA Team five times with the Trail Blazers.

2020

Aug. 15 - The Trail Blazers defeat the Grizzlies in the first ever Western Conference Play-in game, 126-122, to advance to the Western Conference Playoffs.

Aug. 15 - Terry Stotts becomes the first coach in Trail Blazers history to lead Portland to the postseason in seven consecutive seasons.

Aug. 15 - The NBA names Damian Lillard the KIA NBA Player of the Seeding Games after he posts averages of 37.6 points, 4.3 rebounds and 9.6 assists over eight contests.

Sep. 16 - Damian Lillard is named All-NBA Second Team, making him the first player in team history to be named to an All-NBA Team five times with the Trail Blazers.

Dec. 23 - The Trail Blazers begin the 2020-21 season playing in an empty Moda Center due to the COVID-19 pandemic.

2021

Jan. 25 - Damian Lillard makes his 67th consecutive free throw, marking the longest streak in franchise history.

March 7 - Anfernee Simons wins the NBA All-Star 2021 Slam Dunk Contest, becoming the first winner in franchise history.

April 10 - Enes Kanter sets franchise records for total rebounds and offensive rebounds, finishing with 30 rebounds (12 offensive) against the Pistons.

April 27 - Damian Lillard makes the 2,000th three-pointer of his career, becoming the second-fastest player in NBA history to do so (671 games)

April 27 - Robert Covington makes Portland's 953rd three-pointer of the season, helping the Trail Blazers set a new team record for threes in a season.

May 3 - Carmelo Anthony makes an and-1 three-pointer at the 11:09 mark of the second quarter in Atlanta to pass Elvin Hayes for 10th on the NBA all-time scoring list.

May 10 - The Trail Blazers score 50 points in the first quarter while connecting on 12-of-16 three-pointers. It sets a franchise record for points in quarter and ties the NBA record for three-pointers in a quarter.

May 10 - Terry Stotts earns his 400th victory as head coach of the Trail Blazers with a 140-129 win over Houston.

May 16 - Portland finishes the 2020-21 season with a 42-30 record, good for the sixth seed in the Western Conference and the franchise's eighth consecutive playoff berth.

May 16 - Damian Lillard finishes the 2020-21 season with 275 three-pointers, breaking his own franchise record.

May 16 - Damian Lillard sets a franchise postseason record with 55 points against Denver in Game 5 of the first round. Lillard sets an NBA playoff record, connecting on 12 three-pointers (of 17).

June 27 - The Trail Blazers hire Chauncey Billups as the 15th head coach in team history.

Oct. 21 - Damian Lillard is named to the NBA 75th Anniversary Team, honoring the 75 Greatest Players in NBA History.

Oct. 23 - Chauncey Billups wins his first game as head coach of the Trail Blazers with a 134-105 home victory over Phoenix.

Dec. 3 - Joe Cronin is named interim general manager of the Trail Blazers.

2022

May 10 - Joe Cronin is named the 11th general manager in franchise history.

COACHING *History*

YEAR		REGULAR SEASON			PLAYOFFS		
		W	L	Pct.	W	L	Pct.
1970-71	Rolland Todd.....	29	53	.354	-	-	-
1971-72	Rolland Todd.....	12	44	.214	-	-	-
	(i) Stu Inman.....	6	20	.231	-	-	-
1972-73	Jack McCloskey.....	21	61	.256	-	-	-
1973-74	Jack McCloskey.....	27	55	.329	-	-	-
1974-75	Lenny Wilkens.....	38	44	.463	-	-	-
1975-76	Lenny Wilkens.....	37	45	.451	-	-	-
1976-77	Jack Ramsay.....	49	33	.598	14	5	.737
1977-78	Jack Ramsay.....	58	24	.707	2	4	.333
1978-79	Jack Ramsay.....	45	37	.549	1	2	.333
1979-80	Jack Ramsay.....	38	44	.463	1	2	.333
1980-81	Jack Ramsay.....	45	37	.549	1	2	.333
1981-82	Jack Ramsay.....	42	40	.512	-	-	-
1982-83	Jack Ramsay.....	46	36	.561	3	4	.429
1983-84	Jack Ramsay.....	48	34	.585	2	3	.400
1984-85	Jack Ramsay.....	42	40	.512	4	5	.444
1985-86	Jack Ramsay.....	40	42	.488	1	3	.250
1986-87	Mike Schuler.....	49	33	.598	1	3	.250
1987-88	Mike Schuler.....	53	29	.646	1	3	.250
1988-89	Mike Schuler.....	25	22	.532	-	-	-
	Rick Adelman.....	14	21	.400	0	3	.000
1989-90	Rick Adelman.....	59	23	.720	12	9	.571
1990-91	Rick Adelman.....	63	19	.768	9	7	.563
1991-92	Rick Adelman.....	57	25	.695	13	8	.619
1992-93	Rick Adelman.....	51	31	.622	1	3	.250
1993-94	Rick Adelman.....	47	35	.573	1	3	.250
1994-95	P.J. Carlesimo.....	44	38	.537	0	3	.000
1995-96	P.J. Carlesimo.....	44	38	.537	2	3	.400
1996-97	P.J. Carlesimo.....	49	33	.596	1	3	.250
1997-98	Mike Dunleavy.....	46	36	.561	1	3	.250
1998-99	Mike Dunleavy.....	35	15	.700	7	6	.538
1999-00	Mike Dunleavy.....	59	23	.720	10	6	.625
2000-01	Mike Dunleavy.....	50	32	.609	0	3	.000
2001-02	Maurice Cheeks.....	49	33	.598	0	3	.000
2002-03	Maurice Cheeks.....	50	32	.609	3	4	.429
2003-04	Maurice Cheeks.....	41	41	.500	-	-	-
2004-05	Maurice Cheeks.....	22	33	.400	-	-	-
	(i) Kevin Pritchard.....	5	22	.185	-	-	-
2006-07	Nate McMillan.....	21	61	.256	-	-	-
2006-07	Nate McMillan.....	32	50	.390	-	-	-
2007-08	Nate McMillan.....	41	41	.500	-	-	-
2008-09	Nate McMillan.....	54	28	.659	2	4	.333
2009-10	Nate McMillan.....	50	32	.610	2	4	.333
2010-11	Nate McMillan.....	48	34	.585	2	4	.333
2011-12	Nate McMillan.....	20	23	.465	-	-	-
	(i) Kaleb Canales.....	8	15	.348	-	-	-
2012-13	Terry Stotts.....	33	49	.402	-	-	-
2013-14	Terry Stotts.....	54	28	.659	5	6	.455
2014-15	Terry Stotts.....	51	31	.622	1	4	.200
2015-16	Terry Stotts.....	44	38	.537	5	6	.455
2016-17	Terry Stotts.....	41	41	.500	0	4	.000
2017-18	Terry Stotts.....	49	33	.598	0	4	.000
2018-19	Terry Stotts.....	53	29	.646	8	8	.500
2019-20	Terry Stotts.....	35	39	.473	1	4	.200
2020-21	Terry Stotts.....	42	30	.583	2	4	.333
2021-22	Chauncey Billups.....	27	55	.329	-	-	-
Total		2238	1960	.533	119	155	.434

(i) Interim coach

COACHING *Records*

	Years	REGULAR SEASON				PLAYOFFS			Pct.
		G	W	L	Pct.	G	W	L	
Rolland Todd.....	1+	138	41	97	.297	0	0	0	---
Stu Inman.....	1	26	6	20	.231	0	0	0	---
Jack McCloskey.....	2	164	48	116	.293	0	0	0	---
Lenny Wilkens.....	2	16	75	89	.457	0	0	0	---
Jack Ramsay.....	10	820	453	367	.552	59	29	30	.492
Mike Schuler.....	2+	211	127	84	.602	8	2	6	.250
Rick Adelman.....	5+	445	291	154	.654	69	36	33	.522
P.J. Carlesimo.....	3	246	137	109	.557	12	3	9	.250
Mike Dunleavy.....	4	296	190	106	.641	36	18	18	.500
Maurice Cheeks.....	3+	301	162	139	.538	10	3	7	.300
Kevin Pritchard.....	1	27	5	22	.186	0	0	0	---
Nate McMillan.....	6+	535	266	269	.497	18	6	12	.333
Kaleb Canales.....	1	23	8	15	.348	0	0	0	.000
Terry Stotts.....	9	720	402	318	.558	62	22	40	.355
Chauncey Billups.....	1	82	27	55	.329	0	0	0	---

TRAIL BLAZERS ALL-STAR GAME *Statistics*

	YEAR	MIN	FG	FGA	PCT.	FT	FTA	PCT.	REB	AST	PF	PTS	AVG.
LAMARCUS ALDRIDGE													
	2012	10	2	5	.400	0	0	---	1	1	0	4	
	2013	11	0	2	.000	0	0	---	4	1	0	0	
	2014	13	2	9	.222	0	0	---	5	0	0	4	
	2015	18	7	11	.636	0	0	---	2	0	0	18	
	Totals	52	11	27	.407	0	0	---	12	2	0	26	6.5
CLYDE DREXLER													
	1986	15	5	7	.714	0	0	---	4	4	3	10	
	1988	15	3	5	.600	6	6	1.000	5	0	3	12	
	1989	25	7	19	.368	0	0	---	12	4	3	14	
	1990	19	2	6	.333	2	2	1.000	4	2	1	7	
	1991	19	4	9	.444	4	4	1.000	4	2	3	12	
	1992	28	10	15	.667	0	0	---	9	6	2	25	
	1993	11	1	3	.333	0	0	---	1	1	3	2	
	1994	15	3	7	.429	0	0	---	3	1	1	6	
	Totals	147	35	71	.493	12	12	1.000	42	20	19	88	11.0
KEVIN DUCKWORTH													
	1989	7	2	5	.400	1	2	.500	1	0	2	5	
	1991	19	2	3	.667	2	2	1.000	4	0	3	6	
	Totals	26	4	8	.500	3	4	.750	5	0	5	11	5.5
LIONEL HOLLINS													
	1978	23	3	8	.375	4	5	.800	0	8	2	10	10.0
STEVE JOHNSON													
	1988	DID NOT PLAY-INJURED											
DAMIAN LILLARD													
	2014	9	3	8	.375	0	0	---	1	0	1	9	
	2015	16	4	12	.333	0	0	---	2	2	0	11	
	2018	21	9	14	.643	0	0	---	3	2	0	21	
	2019	25	6	17	.353	0	0	---	6	5	0	18	
	2020	DID NOT PLAY-INJURED											
	2021	21	11	20	.550	2	2	1.000	2	1	1	32	
	Totals	92	33	71	.465	2	2	1.000	14	10	2	91	18.2

TRAIL BLAZERS ALL-STAR GAME *Statistics*

MAURICE LUCAS

1977	11	3	9	.333	0	0	---	4	2	2	6	
1978	33	6	13	.462	0	0	---	13	4	2	12	
1979	19	4	10	.400	2	2	1.000	7	1	5	10	
Totals	63	13	32	.406	2	2	1.000	24	7	9	28	9.3

JIM PAXSON

1983	17	5	7	.714	1	2	.500	0	1	0	11	
1984	14	5	9	.556	0	0	---	3	2	0	10	
Totals	31	10	16	.625	1	2	.500	3	3	0	21	10.5

GEOFF PETRIE

1971	5	0	3	.000	0	0	---	0	1	0	0	
1974	26	3	11	.273	2	2	1.000	2	4	1	8	
Totals	31	3	14	.214	2	2	1.000	2	5	1	8	4.0

TERRY PORTER

1991	15	2	6	.333	0	0	---	3	4	2	4	
1993	19	3	8	.375	0	0	---	0	3	1	7	
Totals	34	5	14	.357	0	0	---	3	7	3	11	5.5

CLIFFORD ROBINSON

1994	18	5	8	.625	0	0	---	1	5	0	10	10.0
------	----	---	---	------	---	---	-----	---	---	---	----	------

BRANDON ROY

2008	29	8	10	.800	2	3	.667	9	5	2	18	
2009	31	7	8	.875	0	0	---	5	5	2	14	
2010	DID NOT PLAY-INJURED											
Totals	60	15	18	.833	2	3	.667	14	10	4	32	16.0

RASHEED WALLACE

2000	21	3	6	.500	3	4	.750	4	0	0	9	
2001	21	1	7	.142	0	0	---	4	2	0	2	
Totals	42	4	13	.308	3	4	.750	8	2	0	11	5.5

BILL WALTON

1977	DID NOT PLAY-INJURED											
1978	31	6	14	.429	3	3	1.000	10	2	3	15	15.0

KERMIT WASHINGTON

1980	14	1	6	.167	2	4	.500	8	1	4	4	4.0
------	----	---	---	------	---	---	------	---	---	---	---	-----

SIDNEY WICKS

1972	10	2	5	.400	0	0	---	2	0	3	4	
1973	24	4	10	.400	5	5	1.000	5	1	2	13	
1974	24	5	6	.833	6	10	.600	1	1	4	16	
1975	23	7	19	.368	2	3	.667	9	1	1	16	
Totals	81	18	40	.450	13	18	.722	17	3	10	49	12.3

TRAIL BLAZERS *NBA Honors*

MOST VALUABLE PLAYER

Bill Walton 1977-78

ALL-NBA

Bill Walton 2nd team, 1976-77
 Bill Walton 1st team, 1977-78
 Maurice Lucas 2nd team, 1977-78
 Jim Paxson 2nd team, 1983-84
 Clyde Drexler 2nd team, 1987-88
 Clyde Drexler 3rd team, 1989-90
 Clyde Drexler 2nd team, 1990-91
 Clyde Drexler 1st team, 1991-92
 Brandon Roy 2nd team, 2008-09
 Brandon Roy 3rd team, 2009-10
 LaMarcus Aldridge 3rd team, 2010-11
 LaMarcus Aldridge 3rd team, 2013-14
Damian Lillard 3rd team, 2013-14
 LaMarcus Aldridge 2nd team, 2014-15
Damian Lillard 2nd team, 2015-16
Damian Lillard 1st team, 2017-18
Damian Lillard 2nd team, 2018-19
Damian Lillard 2nd team, 2019-20
Damian Lillard 2nd team, 2020-21

NBA FINALS MOST VALUABLE PLAYER

Bill Walton 1976-77

MOST IMPROVED PLAYER

Kevin Duckworth 1987-88
 Zach Randolph 2003-04
 CJ McCollum 2015-16

SIXTH MAN OF THE YEAR

Clifford Robinson 1992-93

J. WALTER KENNEDY CITIZENSHIP AWARD

Terry Porter 1992-93
 Chris Dudley 1995-96
 Brian Grant 1998-99
Damian Lillard 2018-19

ROOKIE OF THE YEAR

Geoff Petrie 1970-71
 Sidney Wicks 1971-72
 Brandon Roy 2006-07
Damian Lillard 2012-13

ALL-ROOKIE TEAM

Geoff Petrie 1970-71
 Sidney Wicks 1971-72
 Lloyd Neal 1972-73
 Lionel Hollins 1975-76
 Mychal Thompson 1978-79
 Ron Brewer 1978-79
 Calvin Natt 1979-80
 Kelvin Ransey 1980-81
 Sam Bowie 1984-85
 Arvydas Sabonis 1995-96
 LaMarcus Aldridge 2006-07
 Brandon Roy 2006-07
 Rudy Fernandez (2nd team) 2008-09
Damian Lillard 2012-13

ALL-DEFENSIVE TEAM

Bill Walton 1st team, 1976-77
 Bill Walton 1st team, 1977-78
 Maurice Lucas 1st team, 1977-78
 Lionel Hollins 1st team, 1977-78
 Bob Gross 2nd team, 1977-78
 Maurice Lucas 2nd team, 1978-79
 Lionel Hollins 2nd team, 1978-79
 Kermit Washington 2nd team, 1979-80
 Kermit Washington 2nd team, 1980-81
 Buck Williams 1st team, 1989-90
 Buck Williams 1st team, 1990-91
 Buck Williams 2nd team, 1991-92
 Scottie Pippen 2nd team, 1999-00
 Theo Ratliff 2nd team, 2003-04

TWYMAN-STOKES TEAMMATE OF THE YEAR

Damian Lillard 2020-21

COACH OF THE YEAR

Mike Schuler 1986-87
 Mike Dunleavy 1998-99

EXECUTIVE OF THE YEAR

Bucky Buckwalter 1990-91

NBA ALL-STAR GAME PLAYERS

Geoff Petrie 1971
 Sidney Wicks 1972
 Sidney Wicks 1973
 Sidney Wicks 1974
 Geoff Petrie 1974
 Sidney Wicks 1975
 Bill Walton 1977
 Maurice Lucas 1977
 Bill Walton 1978
 Maurice Lucas 1978
 Lionel Hollins 1978
 Maurice Lucas 1979
 Kermit Washington 1980
 Jim Paxson 1983
 Jim Paxson 1984
 Clyde Drexler 1986
 Clyde Drexler 1988
 Steve Johnson 1988
 Clyde Drexler 1989
 Kevin Duckworth 1989
 Clyde Drexler 1990
 Clyde Drexler 1991
 Kevin Duckworth 1991
 Terry Porter 1991
 Clyde Drexler 1992
 Clyde Drexler 1993
 Terry Porter 1993
 Clyde Drexler 1994
 Clifford Robinson 1994
 Rasheed Wallace 2000
 Rasheed Wallace 2001
 Brandon Roy 2008
 Brandon Roy 2009
 Brandon Roy 2010
 LaMarcus Aldridge 2012
 LaMarcus Aldridge 2013
 LaMarcus Aldridge 2014
Damian Lillard 2014
 LaMarcus Aldridge 2015
Damian Lillard 2015
Damian Lillard 2018
Damian Lillard 2019
Damian Lillard 2020
Damian Lillard 2021

ALL-STAR GAMES

Clyde Drexler 8
Damian Lillard 6
 LaMarcus Aldridge 4
 Sidney Wicks 4
 Maurice Lucas 3
 Brandon Roy 3
 Kevin Duckworth 2
 Jim Paxson 2
 Geoff Petrie 2
 Terry Porter 2
 Rasheed Wallace 2
 Bill Walton 2
 Lionel Hollins 1
 Steve Johnson 1
 Clifford Robinson 1
 Kermit Washington 1

NBA ALL-STAR GAME HEAD COACHES

Jack Ramsay 1978
 Rick Adelman 1991

Bold indicates current Trail Blazer

TRAIL BLAZERS *Weekly, Monthly Awards*

PLAYER OF THE WEEK

Player	Season	Week Ending
Billy Ray Bates	1979-80	3/23/1980
Calvin Natt	1979-80	2/24/1980
Billy Ray Bates	1981-82	4/11/1982
Mychal Thompson	1981-82	11/8/1981
Clyde Drexler	1985-86	1/5/1986
Clyde Drexler	1987-88 (3x)	11/29/1987, 12/6/1987, 3/13/1988
Clyde Drexler	1988-89 (2x)	12/25/1988, 4/9/1989
Clyde Drexler	1989-90	11/26/1989
Clyde Drexler	1990-91 (3x)	11/18/1990, 3/31/1991, 4/14/1991
Rod Strickland	1994-95	2/26/1995
Arvydas Sabonis		1995-96/3/1/1996
Clifford Robinson		1995-96/1/7/1996
Rasheed Wallace		2001-02/3/2/2002
Brandon Roy	2007-08 (2x)	12/9/2007, 12/16/2007
Brandon Roy	2008-09 (2x)	12/1/2009, 4/13/2009
Brandon Roy	2009-10	3/14/2010
LaMarcus Aldridge		2010-11 (2x)1/23/2011, 2/13/2011
LaMarcus Aldridge		2012-13/3/17/2013
LaMarcus Aldridge		2013-14 (3x)11/24/2013, 12/8/2013, 12/15/2013
Damian Lillard	2014-15 (2x)	11/16/2014, 3/1/2015
LaMarcus Aldridge		2014-15 (2x)12/7/2014, 12/21/2014
Damian Lillard	2016-17	3/19/2017
Damian Lillard	2017-18 (3x)	1/21/2018, 3/11/2018, 4/1/2018
CJ McCollum	2018-19	11/5/2018
Damian Lillard	2018-19	4/1/2019
Carmelo Anthony		2019-20, 12/2/2019
Damian Lillard	2019-20 (2x)	1/27/20, 2/3/2020
Damian Lillard	2020-21 (3x)	1/17/2021, 2/21/2021, 5/17/2021
Damian Lillard	2021-22	11/22/21

COACH/PLAYER/ROOKIE OF THE MONTH

Coach	Season	Month
Jack Ramsay	1983-84	March
Mike Schuler	1986-87	February
Rick Adelman	1989-90	March
Rick Adelman	1990-91 (2x)	November, April
Mike Dunleavy	1998-99	March
Mike Dunleavy	1999-00	November
Nate McMillan	2007-08	December
Nate McMillan	2008-09	April
Nate McMillan	2010-11	April
Terry Stotts	2013-14	November
Terry Stotts	2014-15	December
Terry Stotts	2015-16	February
Terry Stotts	2016-17	March
Terry Stotts	2017-18	January
Terry Stotts	2018-19 (2x)	February, March
Terry Stotts	2020-21	May

Player	Season	Month
Kelvin Ransey	1980-81	March
Clyde Drexler	1991-92	November
LaMarcus Aldridge	2010-11	February
Damian Lillard	2016-17	March

Rookie	Season	Month
Arvydas Sabonis	1995-96	April
Brandon Roy	2006-07	January
Brandon Roy	2006-07	February
Brandon Roy	2006-07	March
Damian Lillard	2012-13 (6x)	Nov., Dec., Jan., Feb., March, April


Bold indicates occurred during 2021-22 season

TRAIL BLAZERS ALL-TIME *Attendance*


REGULAR SEASON HOME GAMES				PLAYOFF HOME GAMES			TOTAL HOME GAMES		
Season	Games	Avg. Att.	Total Att.	Games	Avg. Att.	Total Att.	Games	Avg. Att.	Total Att.
1970-71	40	6,010	240,388				40	6,010	240,388
1971-72	40	6,988	279,506				40	6,988	279,506
1972-73	41	8,134	333,480				41	8,134	333,480
1973-74	41	7,988	327,495				41	7,988	327,495
1974-75	41	10,768	441,506				41	10,768	441,506
1975-76	41	10,097	413,992				41	10,097	413,992
1976-77	41	12,178	499,302	10	12,850	128,501	51	12,310	627,803
1977-78	41	12,666	519,306	3	12,666	37,998	44	12,666	557,304
1978-79	41	12,666	519,306	1	12,666	12,666	42	12,666	531,972
1979-80	41	12,666	519,306	1	12,666	12,666	42	12,666	531,972
1980-81	41	12,666	519,306	2	12,666	25,332	43	12,666	544,638
1981-82	41	12,666	519,306				41	12,666	519,306
1982-83	41	12,666	519,306	3	12,666	37,998	44	12,666	557,304
1983-84	41	12,666	519,306	3	12,666	37,998	44	12,666	557,304
1984-85	41	12,666	519,306	4	12,666	50,664	45	12,666	569,970
1985-86	41	12,666	519,306	2	12,666	25,332	43	12,666	544,638
1986-87	41	12,666	519,306	2	12,666	25,332	43	12,666	544,638
1987-88	41	12,666	519,306	2	12,666	25,332	43	12,666	544,638
1988-89	41	12,854	527,008	1	12,880	12,880	42	12,854	539,888
1989-90	41	12,884	528,244	12	12,884	154,608	53	12,884	682,852
1990-91	41	12,884	528,244	9	12,884	115,956	50	12,884	644,200
1991-92	41	12,888	528,408	11	12,888	141,768	52	12,888	670,176
1992-93	41	12,888	528,408	2	12,888	25,776	43	12,888	554,184
1993-94	41	12,888	528,408	2	12,888	25,776	43	12,888	554,184
1994-95	40	12,888	515,520	1	12,888	12,888	42	12,888	528,520
1995-96	41	20,740	850,338	2	21,401	42,802	43	20,771	893,140
1996-97	41	20,800	852,799	2	21,538	43,076	43	20,834	895,875
1997-98	41	20,577	843,647	2	21,587	43,174	43	20,624	886,821
1998-99	25	19,462	486,556	7	20,608	144,262	32	19,713	630,818
1999-00	41	20,369	835,111	8	20,269	162,153	49	20,352	997,264
2000-01	41	20,292	831,976	1	20,580	20,580	42	20,298	852,556
2001-02	41	19,459	797,821	1	20,580	20,580	42	19,486	818,401
2002-03	41	19,421	796,250	3	20,187	60,562	44	19,473	856,812
2003-04	41	16,684	684,038				41	16,684	684,038
2004-05	41	16,594	680,374				41	16,594	680,374
2005-06	41	15,049	617,019				41	15,049	617,019
2006-07	41	16,360	670,778				41	16,360	670,778
2007-08	41	19,550	801,566				41	19,550	801,566
2008-09	41	20,524	841,499	3	20,400	61,199	44	20,516	902,698
2009-10	41	20,498	840,411	3	20,245	60,735	44	20,481	901,146
2010-11	41	20,510	840,924	3	20,365	61,068	44	20,500	901,992
2011-12	33	20,496	676,384				33	20,496	676,384
2012-13	41	19,830	813,012				41	19,830	813,012
2013-14	41	19,746	809,602	5	20,243	101,214	46	19,800	910,816
2014-15	41	19,546	801,377	2	19,743	39,486	43	19,554	840,863
2015-16	41	19,368	794,085	5	19,678	98,392	46	19,402	892,477
2016-17	41	19,318	792,029	2	20,040	40,079	43	19,351	832,108
2017-18	41	19,398	795,328	2	19,974	39,948	43	19,425	835,276
2018-19	41	19,496	799,345	8	20,101	160,807	49	19,595	960,152
2019-20	32	19,634	628,303				32	19,634	628,303
2020-21	3*	1,939	5,817	3	8,707	26,122	6	5,323	31,939
2021-22	41	17,210	705,608				41	17,210	705,608
Totals	2,058	15,464	31,118,664	133	16,058	2,135,710	2,191	15,500	33,254,374
MODA CENTER ONLY									
27 yrs.	1,036	19,207	19,891,997	62	19,778	1,226,239	1,098	19,234	21,118,392
MEMORIAL COLISEUM ONLY									
25 yrs.	1,022	11,675	11,932,275	71	12,809	909,471	1,093	11,748	12,840,858

*Only three of 36 games were played with fans in 2020-21 due to the COVID-19 pandemic


TRAIL BLAZERS IN THE *Olympics*




Steve Smith
2000 (USA)
Portland 1999-2001



Drazen Petrovic
1984, 1988, 1992
(Yugoslavia/Croatia)
Portland 1989-1991



Clyde Drexler
1992 (USA)
Portland 1983-1995



Kenny Carr
1976 (USA)
Portland 1982-1987

GOLD MEDALISTS

Terry Dischinger	1960	USA
Darrall Imhoff	1960	USA
Walter Davis	1976	USA
Kenny Carr	1976	USA
Joe Kleine	1984	USA
Arvydas Sabonis	1988	USSR
Clyde Drexler	1992	USA
Scottie Pippen	1992, '96	USA
Shareef Abdur-Rahim	2000	USA
Steve Smith	2000	USA
Carmelo Anthony	2008 '12, '16	USA
Nate McMillan	2008, '12	USA
(Assistant Coach)		
Damian Lillard	2021	USA
Jerami Grant	2021	USA

SILVER MEDALISTS

Jim Brewer	1972	USA
Fernando Martin	1984	Spain
Drazen Petrovic	1988	Yugoslavia
Drazen Petrovic	1992	Croatia
Aleksandar Djordjevic	1996	Yugoslavia
Rudy Fernandez	2008, '12	Spain
Victor Claver	2012	Spain
Sergio Rodriguez	2012	Spain
Nicolas Batum	2021	France

BRONZE MEDALISTS

Drazen Petrovic	1984	Yugoslavia
Stacey Augmon	1988	USA
Arvydas Sabonis	1992, '96	Lithuania
Carmelo Anthony	2004	USA
Patty Mills	2021	Australia



Damian Lillard
2021 (USA)
Portland 2012-Current




Nate McMillan
2008 (USA)
Portland 2005-2012



Arvydas Sabonis
1988, 1992, 1996
(Lithuania/USSR)
Portland 1995-01, 2002-03


TRAIL BLAZERS IN THE *Hall of fame*




Bill Walton
1993
Portland 1974-1978



Lenny Wilkens
1989
Portland 1974-1976



Scottie Pippen
2010
Portland 2000-2003



Jack Ramsay
1992
Portland 1976-1986



HALL OF FAMERS

Players:

Clyde Drexler
Neil Johnston
Drazen Petrovic
Scottie Pippen
Arvydas Sabonis
Bill Walton
Lenny Wilkens

Coaches:

Jack Ramsay
Lenny Wilkens
Rick Adelman

John W. Bunn Lifetime Achievement Award

Harry Glickman

Curt Gowdy Award Winner:

Bill Schonely

WITH PORTLAND

1983-1995
1972-1974
1989-1990
2000-2003
1995-2001, 2002-2003
1974-1978
1974-1975

1976-1986
1974-1976
1989-1994

1970-1987

1970-1998

INDUCTED

2004
1990
2002
2010
2011
1993
1989

1992
1989
2021

2019


2012

TRAIL BLAZERS *Retired Jerseys*




NUMBER	NAME	WITH PORTLAND	RETIRED
1*	Larry Weinberg	1970-88	1992
13	Dave Twardzik	1976-80	1981
14	Lionel Hollins	1975-80	2007
15	Larry Steele	1971-80	1981
20	Maurice Lucas	1976-80, 1987-88	1988
22	Clyde Drexler	1983-95	2001
30	Bob Gross	1975-82	2008
	Terry Porter	1985-95	2008
32	Bill Walton	1974-78	1989
36	Lloyd Neal	1972-79	1979
45	Geoff Petrie	1970-76	1981
77*	Jack Ramsay	1976-86	1993

*Honorary number




Dave Twardzik
#13
Portland 1976-80



Larry Steele
#15
Portland 1971-80



Bob Gross
#30
Portland 1975-82



Terry Porter
#30
Portland 1985-95

UNIFORM NUMBERS *Over the Years*

00
Ken Johnson
Kevin Duckworth
Enes Kanter
Carmelo Anthony
Gary Payton II

0
Voshon Lenard
Freddy Jones
Taurean Green
Damian Lillard

1
*LARRY WEINBERG
Rod Strickland
Derek Anderson
Jarrett Jack
Ike Diogu
Armon Johnson
Shawne Williams
Jared Jeffries
Dorell Wright
Evan Turner
Anfernee Simons

2
Linton Townes
Perry Young
Mark Bryant
Stacey Augmon
Steve Blake
Dan Dickau
Wesley Matthews
Brian Roberts
Wade Baldwin IV
Gary Trent Jr.
Trendon Watford

3
Herm Gilliam
Jeff Lamp
Clifford Robinson
Damon Stoudamire
Juan Dixon
Jeremy Richardson
Gerald Wallace
Jonny Flynn
Sasha Pavlovic
CJ McCollum

4
Greg Smith
Jim Paxson
Dave Johnson
Marcus Brown
Carlos Rogers
Antonio Harvey
Eddie Gill
Maurice Baker
Geno Carlisle
Josh McRoberts
Jerryd Bayless
Sean Marks
Nolan Smith
Arron Afflalo

Maurice Harkless
Moses Brown
Harry Giles III
Greg Brown III

5
Jim McMillian
Eddie Jordan
Jermaine O'Neal
Jeff McInnis
Desmond Ferguson
Ha Seung-Jin
Ime Udoka
Rudy Fernandez
Raymond Felton
Will Barton
Steve Blake
Pat Connaughton
Rodney Hood
Brandon Williams

6
Michael Holton
Walter Davis
Joe Wolf
Mitchell Butler
Bonzi Wells
Juwan Howard
Eric Maynor
Shabazz Napier
Nik Stauskas
Jaylen Hoard
Keon Johnson

7
Hank McDowell
Brooke Steppe
Kenny Anderson
Charles Smith
Wesley Person
Dan Dickau
Charles Smith
Brandon Roy

8
Charles Jones
Ennis Whatley
Steve Smith
Martell Webster
Patrick Mills
Luke Babbitt
Al-Farouq Aminu
Trevor Ariza
Cameron McGriff
Brandon Williams

9
Lionel Hollins
Danny Ainge
Ruben Nemphard
Rick Brunson
Raef LaFrentz
Elliot Williams
Gerald Henderson
Gary Trent Jr.
Nassir Little
Jerami Grant

10
Phil Lumpkin
Steve Hawes
Corky Calhoun
Ron Brewer
Jay Buse
Fernando Martin
Craig Neal
Dontonio Wingfield
Antonio Daniels
Omar Cook
Joel Przybilla
Tim Frazier
Jake Layman
Jaylen Adams
Dennis Smith Jr.
Reggie Perry
Nassir Little

11
Shaler Halimon
Charles Yelverton
Mark Sibley
Willie Smith
Abdul Jeelani
Mike Gale
Ron Rowan
Clinton Wheeler
Negele Knight
Delaney Rudd
Arvydas Sabonis
Vladimir Stepania
Sergio Rodriguez
Luke Babbitt
Jamal Crawford
Meyers Leonard
Enes Kanter
Larry Nance Jr.
Josh Hart

12
Rick Adelman
Dennis Layton
Billy Ray Bates
Lafayette Lever
Lamont Strouthers
Steve Henson
Randolph Childress
John Crotty
Detlef Schrempf
Erick Barkley
James Thomas
Sergei Monia
LaMarcus Aldridge

13
Dave Wohl
Bernie Fryer
DAVE TWARDZIK

14
LIONEL HOLLINS
Kelvin Ransey
Darnell Valentine
Jerry Sichting
Robert Pack
Gary Grant
Chris Dudley
Richie Frahm

15
Claude English
LARRY STEELE

16
Johnny Davis
CJ Elleby

17
Charlie Davis
Willie McCarter
Bob Verga
Mario Elie
Vincent Askew
Chris Johnson
Earl Watson
Ed Davis
Skal Labissiere
Tony Snell
Shaedon Sharpe

18
Victor Claver
Reggie Perry
Kris Dunn

19
Lenny Wilkens
Aleksandar Djordjevic
Sean Higgins
Nick Van Exel
Joel Freeland
Elijah Hughes

20
MAURICE LUCAS
Steve Colter

21
Sidney Wicks
Dennis Awtrey
Carl Bailey
Brian Martin
Walter Berry
Danny Young
Jaren Jackson
Rumeal Robinson
Ruben Patterson
Jamaal Magloire
Marcus Camby
Fabricio Oberto
JJ Hickson
Noah Vonleh
Hassan Whiteside
Keljin Blevins

22
Clyde Mayes
Jeff Judkins
CLYDE DREXLER

Current players listed in bold.
All capitals indicates number retired.

UNIFORM NUMBERS *Over the Years*

23
Steve Jones
T.R. Dunn
Roy Hamilton
Byron Irvin
Aaron McKie
Gary Grant
Mitchell Butler
Darius Miles
Martell Webster
Marcus Camby
Allen Crabbe
Robert Covington
Ben McLemore

24
Willie Norwood
Audie Norris
Adrian Branch
Chris Dudley
Qyntel Woods
Stephen Graham
Luke Schenscher
Von Wafer
Andre Miller
Ronnie Price
Mason Plumlee
Anfernee Simons
Kent Bazemore
Norman Powell
Drew Eubanks

25
LeRoy Ellis
Bob Davis
Tom Owens
Jerome Kersey
Steve Kerr
Travis Outlaw
Mo Williams

26
James Robinson
Justise Winslow

27
John Johnson
Caldwell Jones
Elmore Spencer
Travis Diener
Jusuf Nurkic

28
Kaniel Dickens

29
Slavko Vranes

30
Darrall Imhoff
Rick Roberson
BOB GROSS
TERRY PORTER
Rasheed Wallace

31
Peter Verhoeven
Sam Bowie
Alaa Abdelnaby
Tracy Murray
Reggie Jordan
Kelvin Cato
Matt Carroll
Sebastian Telfair
Jeff Pendergraph
Jarron Collins
Festus Ezeli
Seth Curry

32
BILL WALTON
Michael Harper

33
Jim Barnett
Danny Anderson
Ira Terrell
Calvin Natt
Bernard Thompson
Steve Johnson
Nate Johnston
Otis Thorpe
Gary Trent
Scottie Pippen
Shareef Abdur-Rahim
Dante Cunningham
Alonzo Gee
Zach Collins
Robert Covington
Olivier Sarr

34
Bill Stricker
Bill Turner
Robin Jones
Kenny Carr
Ronnie Murphy
Rolando Ferreira
Isaiah Rider
Antonio Harvey
Dale Davis
James Jones
Hasheem Thabeet
Cliff Alexander
James Cumberland
Jabari Walker

35
Ed Manning
LaRue Martin
Kevin Gamble
Richard Anderson
Kevin Thompson
Joe Kleine
Chris Kaman
Wenyen Gabriel
Didi Louzada

36
LLOYD NEAL

38
Ron Knight
Anthony Cook
Viktor Khryapa

40
Stan McKenzie
Barry Clemens
Petur Gudmundsson
Reggie Slater
Shawn Kemp
Earl Barron
Kurt Thomas
Cody Zeller

41
Dorie Murrey
Jim Marsh
Nikita Wilson
Thomas Robinson

42
Terry Dischinger
Greg Lee
Wally Walker
Kim Anderson
Kermit Washington
Wayne Cooper
Walt Williams
Theo Ratliff
Shavlik Randolph
Robin Lopez

43
Bill Smith
Mychal Thompson
Anthony Tolliver

44
Gary Gregor
Ollie Johnson
Jacky Dorsey
Clemon Johnson
Kevin Kunnert
Drazen Petrovic
Harvey Grant
Brian Grant
Ruben Boumtje-Boumtje
Channing Frye
Anthony Tolliver
Luis Montero
Mario Hezonja

45
GEOFF PETRIE
Geoff Crompton

48
Walt Gilmore

50
Chris Engler
Joe Binion
Tom Scheffler
Robert Reid
Greg Anthony
Zach Randolph
Caleb Swanigan

51
Michael Ruffin

52
Jim Brewer
Buck Williams
Greg Oden

53
James Edwards
Alton Lister

54
Dale Schlueter
Tom Piotrowski
Reggie Smith
Brian Skinner
Tim Quarterman
Patrick Patterson

55
Kiki Vandeweghe
Will Perdue
Derrick Jones Jr.

77
***JACK RAMSAY**

83
Craig Smith

88
Nicolas Batum

Current players listed in bold.

All capitals indicates number retired.

*Honorary number.

TRAIL BLAZERS *Trade History*

NOTES TO TRADE HISTORY

1. If a third team is not mentioned, assume any draft pick is the choice of the team Portland is trading with or is Portland's choice.
2. If a draft choice acquired in a transaction is subsequently traded by Portland in that original deal, the choice is listed as 'choice traded.' Everywhere else when referring to a draft choice, the player eventually selected by Portland or by the team ultimately receiving the draft choice is shown in parentheses.
3. In trades, only what actually happened is given. If a team has several options in a deal, only the one it ultimately used is given.
4. Names in boldface indicate players who actually played for the Trail Blazers or are on the current roster entering 2021-22.

1970

- May 11 . Traded Larry Seigfried to San Diego in exchange for Jim Barnett.
- June 17 Traded Jerry Chambers to Atlanta in exchange for Gary Gregor.
- Oct. 7 ... Sold Pat Riley to the Los Angeles Lakers.
- Oct. 20 . Traded 1971 2nd round draft choice (Willie Sojourner) to Chicago in exchange for Shaler Halimon.
- Oct. 22 . Traded Dorrie Murrey to Baltimore in exchange for a 1971 2nd round draft choice (Rick Fisher).

1971

- Mar. 23 Traded Jim Barnett to San Francisco for a 1971 2nd round draft choice (Charles Yelverton), 1971 3rd round choice (Bill Smith) and 1972 2nd round choice (Dave Twardzik).
- Sept. 11 Traded LeRoy Ellis to the L.A. Lakers in exchange for cash and a 1972 2nd round draft choice (Ollie Johnson).

1972

- July 31 . Acquired Fred Foster from Philadelphia in exchange for a 1973 2nd round draft choice (Alan Bristow). Foster is then sent to Detroit in exchange for Terry Dischinger.
- Oct. 2 ... Traded Dale Schlueter to Philadelphia for Dave Wohl.
- Oct. 24 . Obtained Charlie Davis from Cleveland in exchange for a 1974 3rd round pick (Foots Walker) and cash.
- Oct. 27 . Traded Stan McKenzie to Houston for Greg Smith.

1973

- Mar. 20 Received from Philadelphia Milwaukee's 1974 2nd round draft choice (Rubin Collins) as compensation for the 76ers' signing of veteran free agent Gary Gregor.
- Apr. 24 . Acquired John Johnson, Rick Roberson and Los Angeles Lakers' 1973 1st round pick (Barry Parkhill) from Cleveland in exchange for two 1973 draft choices (1st—Jim Brewer, and 3rd—Jim O'Brien).
- Sept. 14 Traded Rick Adelman to Chicago for cash and a 1974 2nd round draft choice (Phil Lumpkin).

1974

- May 20 . New Orleans selected Portland's Ollie Johnson in

expansion draft.

- Sept. 16 Traded Rick Roberson to New Orleans in exchange for Barry Clemens, Kansas City's 1976 2nd round draft choice (Major Jones) and cash.
- Sept. 18 Traded Mickey Johnson to Chicago for a 1975 3rd round pick (Gus Gerard).
- Oct. 7 ... Purchased the playing rights to Lenny Wilkens from Cleveland.

1975

- June 9 .. Traded Phil Lumpkin to Phoenix for the Los Angeles Lakers' 1976 2nd round draft choice (choice traded to New Orleans for 1977 New Orleans 2nd round draft pick (Kim Anderson)).
- Oct. 23 . Acquired Steve Jones from Golden State in exchange for a 1976 6th round pick (Dwayne Barnett).
- Nov. 13 .. Traded John Johnson to Houston for Steve Hawes.

1976

- June 3 ... Traded Los Angeles Lakers' 1976 2nd round draft choice (Jacky Dorsey) to New Orleans in exchange for its 1977 2nd round draft choice (Kim Anderson).
- Aug. 5 ... Traded Geoff Petrie and Steve Hawes to Atlanta in exchange for the 2nd pick in the ABA dispersal draft (Maurice Lucas).
- Sept. 2 .. Purchased Herm Gilliam from Seattle.
- Sept. 2 .. Sold Sidney Wicks to New Orleans.
- Oct. 5 New Orleans cancelled Sidney Wicks trade because of contractual problems.
- Oct. 12... Sold Sidney Wicks to Boston.
- Oct. 18 . Traded Moses Malone to Buffalo for 1978 1st round draft choice (choice traded for Indiana's 1978 1st round pick (Mychal Thompson) and cash).

1977

- July 15 .. Reacquired Dale Schlueter from Phoenix in exchange for a 1978 4th round pick (Wayne Smith).
- Aug. 10 Acquired Tom Owens from Houston in exchange for Robin Jones and cash.
- Oct. 5 ... Traded Rich Laurel to Atlanta in exchange for Buffalo's 1978 2nd round draft choice (Keith Herron).
- Nov. 11 . Traded Wally Walker to Seattle for two draft choices, Detroit's 1st in 1978 (Ron Brewer) and San Antonio's 2nd in 1979 (Andrew Fields).

1978

- June 7 .. Traded its 1978 1st round draft choice (Ray Townsend) to Golden State in exchange for the Warriors' 1981 1st round draft choice (pick traded for Calvin Natt).
- June 8 .. Traded Johnny Davis and Buffalo's 1978 1st round draft choice (Rick Robey) to Indiana for the Pacers' 1978 1st round pick (Mychal Thompson).
- June 30 Traded Corky Calhoun to Indiana for a 1980 2nd round draft choice (David Lawrence).
- Dec. 15 Signed free agent Jim McMillian, giving New York as compensation a 1979 2nd round draft choice (Kim Goetz).

TRAIL BLAZERS *Trade History*

1979

- Aug. 24 . Traded Willie Smith to Cleveland in exchange for a 1981 3rd round draft choice (Derek Holcomb).
- Sept. 18 Traded a 1981 2nd round draft choice (Harvey Knuckles) to Detroit for Jim Brewer.
- Sept. 18 Awarded from San Diego Kermit Washington, Kevin Kunnert, a 1980 1st round draft choice (choice traded for Calvin Natt), and cash as compensation for the signing of veteran free agent Bill Walton.
- Oct. 9 Traded Clemon Johnson to Indiana in exchange for New Jersey's 1981 2nd round pick (Brian Jackson).

1980

- Feb. 8 .. Traded Lionel Hollins to Philadelphia for Cleveland's 1981 1st round draft choice (pick traded for Kelvin Ransey) and cash.
- Feb. 8 .. Traded Maurice Lucas, San Diego's 1980 1st round pick (Mike Gminski) and Golden State's 1981 1st round draft choice (Albert King) to New Jersey for Calvin Natt.
- May 28 . Dallas selected Portland's Abdul Jeelani in expansion draft.
- June 10 Traded rights to Ron Lester along with Cleveland's 1981 1st round draft choice (Al Wood) to Chicago in exchange for the rights to Kelvin Ransey and the Bulls' 1981 1st round choice (Darnell Valentine).
- Aug. 15 Traded T.R. Dunn and a 1983 1st round draft choice (Howard Carter) to Denver in exchange for a 1983 1st round draft choice (Clyde Drexler) and a 1984 2nd round draft choice (Steve Colter).
- Oct. 8 .. Traded Jim Brewer to the Los Angeles Lakers for a 1984 2nd round draft choice (Jerome Kersey).
- Dec. 19 Traded Ron Brewer to San Antonio in exchange for Mike Gale and a 1982 1st round draft choice (choice traded to Detroit for Kenny Carr).

1981

- June 5 .. Traded Tom Owens to Indiana for a 1984 1st round draft choice (Sam Bowie).
- June 8 .. Traded Mike Gale to Golden State for two 2nd round picks (1982—Audie Norris, 1985—Mike Smrek).
- Aug. 4 .. Conveyed to New York a 1982 3rd round draft choice (Craig Tucker) for the rights to Tom Barker.
- Sept. 24 Traded Geoff Crompton to Milwaukee for a 1982 3rd round draft choice (Phillip Lockett).

1982

- June 23 Acquired Kenny Carr from Detroit in exchange for San Antonio's 1982 1st round pick (Ricky Pierce).
- June 28 Traded Kelvin Ransey to Dallas in exchange for Wayne Cooper and Boston's 1985 1st round draft choice (Terry Porter).
- Aug. 2 .. Acquired Jeff Judkins from Detroit in exchange for a 1984 3rd round draft choice (Tim Kearney).

1983

- Jan. 7 ... Obtained Don Buse from Indiana in exchange for cash and other considerations (consultation services of Blazers Vice President Jon Spoelstra).
- Aug. 18 Traded Granville Waiters to Indiana for Chicago's 1984 2nd round draft choice (Victor Fleming).
- Aug. 18 Reacquired its own 1984 3rd round draft choice (Tim Kearney) from Detroit in exchange for Petur Gudmundsson.
- Sept. 6 . Traded Linton Townes to Cleveland for a 1987 2nd round draft choice (Lester Fonville).
- Oct. 7 .. Traded Hank McDowell to Indiana for a 1986 3rd round draft choice (Juden Smith).

1984

- June 8 .. Traded Calvin Natt, Lafayette Lever, Wayne Cooper, a 1985 1st round draft choice (Blair Rasmussen) and a 1984 2nd round pick (Willie White) to Denver in exchange for Kiki Vandeweghe.

1985

- June 14 Traded Bernard Thompson to Phoenix for a 1987 2nd round draft choice (Nikita Wilson).
- June 18 Traded rights to Mike Smrek to Chicago for rights to Ben Coleman and Ken Johnson.
- Oct. 10... Conveyed to Chicago a 1987 2nd round draft choice (Winston Garland) as compensation for signing veteran free agent Caldwell Jones.

1986

- Jan. 14... Traded Darnell Valentine and a 1988 2nd round pick (Tom Garrick) to the L.A. Clippers in exchange for Boston's 1986 1st round pick (Arvydas Sabonis) and the Clippers' 1988 2nd round pick (Rolando Ferreira).
- June 17.. Traded Steve Colter to Chicago in exchange for the rights to Larry Krystkowiak, Portland's own 1987 2nd round draft choice (choice traded to Milwaukee for Chris Engler), and a 2nd round pick in 1992.
- June 19.. Traded Mychal Thompson and the right's to Larry Krystkowiak to San Antonio for Steve Johnson.
- July 31 ... Acquired Michael Holton from Chicago for a 1992 2nd round draft choice.
- Nov. 11... Acquired Chris Engler from Milwaukee in exchange for a 1987 2nd round draft choice (Winston Garland).
- Dec. 18 .. Traded Walter Berry to San Antonio for Kevin Duckworth.

1987

- June 22 Traded Jim Paxson to Cleveland in exchange for Keith Lee.
- Aug. 18 Cancelled Paxson-Lee trade after Lee failed to pass a physical.
- Oct. 11 . Traded Kermit Washington to Golden State for a 1988 3rd round draft choice (Anthony Mason).
- Nov. 10 Acquired Maurice Lucas from Seattle in exchange for a 1990 2nd round draft choice (Abdul Shamsid-Deen).

TRAIL BLAZERS *Trade History*

1988

- Feb. 23 Traded Jim Paxson to Boston in exchange for Jerry Sichting and cash.
- June 23 Charlotte selected Michael Holton in expansion draft.

1989

- Feb. 23 Traded Kiki Vandeweghe to New York in exchange for a 1989 1st round draft choice (Byron Irvin).
- June 15 Minnesota selected Steve Johnson in expansion draft.
- June 24 Traded Sam Bowie and its 1989 1st round draft choice (Mookie Blaylock) to New Jersey for Buck Williams.
- Oct. 17 Traded Richard Anderson to Charlotte in exchange for Robert Reid.

1990

- Aug. 1 Traded Byron Irvin, Portland's 1991 1st round draft choice (Pete Chilcutt), Chicago's 1992 2nd round draft choice (Brett Roberts), and cash to Sacramento for Danny Ainge.

1991

- Jan. 23 Acquired Walter Davis from Denver in exchange for New Jersey's 1992 1st round draft choice (Bryant Stith), received in exchange for Drazen Petrovic in a three-team transaction.
- June 26 Acquired draft rights to Lamont Strothers from Golden State for Portland's 1995 (Tyrus Edney by Sacramento) and 1999 2nd round draft picks.

1992

- July 1 Traded Alaa Abdelnaby to Milwaukee for the draft rights to Tracy Murray.

1993

- June 24 Traded Kevin Duckworth to Washington for Harvey Grant.
- Aug. 2 Traded Mario Elie to Houston for a 1995 2nd round draft choice (choice traded to Detroit).

1995

- Feb. 14 Traded Clyde Drexler and Tracy Murray to Houston for Otis Thorpe, draft rights to Marcelo Nicola and Houston's 1995 1st round draft choice (choice traded to Detroit)
- June 26 Traded two 1995 1st round selections (Theo Ratliff and Randolph Childress) and a 2nd round pick (Don Reid) for Detroit's 1995 1st round draft selection (Shawn Respert).
- June 28 Traded the rights to Shawn Respert, Portland's 1995 1st round selection to Milwaukee for the rights to Milwaukee's 1995 1st round pick (Gary Trent) and a Milwaukee (from Charlotte) 1997 1st round pick.
- Sept. 20 Traded Otis Thorpe to Detroit for Randolph Childress and Bill Curley.

1996

- June 27 Acquired the draft rights to Jason Sasser from Sacramento for future considerations.
- July 15 Traded Rod Strickland and Harvey Grant to Washington for Rasheed Wallace and Mitchell Butler
- July 23 Traded James Robinson, Bill Curley and a 1997 1st round draft choice (Milwaukee's from Charlotte---Paul Grant) to Minnesota for Isaiah Rider.

1997

- Jan. 24 Traded Randolph Childress, Reggie Jordan and Aaron McKie to Detroit for Stacey Augmon
- June 25 Traded the draft rights to Portland's 1st round selection, Chris Anstey, plus monetary considerations to Dallas for the rights to the Mavericks' 1st round draft pick, Kelvin Cato.
- June 25 Acquired the draft rights to C.J. Bruton from Vancouver for monetary considerations.
- Oct. 10 Traded Chris Dudley to New York for a 1998 1st round draft pick.

1998

- Feb. 13 Traded Kenny Anderson, Gary Trent and Alvin Williams, its own 1998 1st round draft pick (Mirsad Turkan) and 2nd round draft pick (Tyson Wheeler) and New York's 1998 1st round pick (Bryce Drew) plus monetary considerations to Toronto for Carlos Rogers, Damon Stoudamire and Walt Williams.

1999

- Jan. 22 Acquired the draft rights to Bonzi Wells from Detroit for Portland's 1999 1st round pick (Choice traded to Atlanta, Jumaine Jones).
- Aug. 2 Traded Isaiah Rider and Jim Jackson to Atlanta for Steve Smith and Ed Gray.
- Oct. 2 Traded Stacey Augmon, Kelvin Cato, Ed Gray, Carlos Rogers, Brian Shaw and Walt Williams to Houston for Scottie Pippen.

2000

- Aug. 30 Sent Brian Grant to Miami and Gary Grant to Cleveland in a three-team, five-player trade that brought Shawn Kemp from Cleveland and sent Chris Gatling and Clarence Weatherspoon from Miami to Cleveland.
- Aug. 31 Traded Joe Kleine and Jermaine O'Neal to Indiana for Dale Davis.

2001

- July 20 Traded Greg Anthony to Chicago for their second round draft pick in the 2002 NBA Draft (Jason Jennings).
- July 25 Traded Steve Smith to San Antonio for Derek Anderson and Steve Kerr.
- Oct. 10 Traded Will Perdue to Los Angeles Clippers for draft rights to Doren Sheffer.

TRAIL BLAZERS *Trade History*

2002

Aug. 5 .. Traded Erick Barkley, Steve Kerr and 2003 2nd round draft pick to San Antonio for Antonio Daniels, Amal McCaskill and Charles Smith.

2003

Dec. 3 .. Traded Bonzi Wells to Memphis for Wesley Person, a 2004 conditional 1st round pick (Sergei Monia) and cash considerations.

2004

Jan. 21 . Traded Ruben Boumtje-Boumtje and Jeff McInnis to Cleveland for Darius Miles.

Feb. 9 Traded Wesley Person and Rasheed Wallace to Atlanta for Shareef Abdur-Rahim, Dan Dickau and Theo Ratliff.

June 22.. Traded Eddie Gill and cash considerations to New Jersey for the draft rights to Viktor Khryapa.

July 20... Traded Dale Davis and Dan Dickau to Golden State for Nick Van Exel.

2005

June 28.. Acquired 2005 NBA Draft's 6th pick (Martell Webster) and 27th pick (Linas Kleiza) and conditional 2006 1st round pick from Utah in exchange for 2005 3rd pick (Deron Williams).

June 28.. Traded draft rights for Linas Kleiza and 2005 2nd round pick (Ricky Sanchez) to Denver for draft rights to Jarrett Jack (1st round).

Aug. 2 .. Traded Shareef Abdur-Rahim to New Jersey for a conditional 2006 1st round pick (Trade recinded Aug. 9, by Nets. Abdur-Rahim becomes free agent).

2006

Feb. 23 .. Acquired Voshon Lenard from Denver and Brian Skinner from Sacramento in a four-team, nine-player deal that sent Ruben Patterson and Charles Smith to Denver and Sergei Monia to Sacramento.

June 28.. Acquired the draft rights to LaMarcus Aldridge and a future second-round pick from Chicago for Viktor Khryapa and the draft rights to Tyrus Thomas.

June 28.. Traded Sebastian Telfair, Theo Ratliff and a 2008 second-round pick to Boston for Raef LaFrentz, Dan Dickau and draft rights to Randy Foye.

June 28.. Traded draft rights to Randy Foye to Minnesota in exchange for the draft rights to Brandon Roy.

June 28.. Acquired the draft rights to Sergio Rodriguez from Phoenix for cash considerations.

June 28.. Traded the draft rights to James White to Indiana for the draft rights to Alexander Johnson and two future second round picks.

June 28.. Traded the draft rights to Alexander Johnson to Memphis for a future second round pick.

July 31 ... Acquired Jamaal Magloire from Milwaukee for Steve Blake, Ha Seung-Jin and Brian Skinner.

2007

Feb. 22 .. Acquired Freddy Jones and future considerations from Toronto in exchange for Juan Dixon.

June 28.. Acquired the draft rights to Petteri Koponen from Philadelphia in exchange for cash considerations and the draft rights to Derrick Byars.

June 28.. Traded Zach Randolph, Freddy Jones, Dan Dickau and Demetris Nichols' draft rights to New York in exchange for Channing Frye, Steve Francis and the Knicks' second-round pick in 2008.

July 11 ... Acquired James Jones and the draft rights to Rudy Fernandez from Phoenix in exchange for cash considerations.

2008

Feb. 21... Acquired Von Wafer from Denver in exchange for Taurean Green.

June 26.. Acquired the draft rights to Darrell Arthur from New Orleans for cash considerations.

June 26.. Acquired the draft rights to Nicolas Batum from Houston in exchange for the draft rights to Darrell Arthur and Joey Dorsey.

June 26.. Sent the draft rights to Omer Asik to Chicago in exchange for three second round draft picks from Chicago and Denver.

June 26.. Sent the draft rights to Mike Taylor to the L.A. Clippers in exchange for a 2009 second round draft pick.

July 9 Acquired Ike Diogu and the draft rights to Jerryd Bayless in exchange for Jarrett Jack, Josh McRoberts, the draft rights to Brandon Rush and cash considerations.

2009

Feb. 18... Acquired Michael Ruffin in exchange for Ike Diogu as part of a three-team trade involving Chicago and Sacramento.

June 24.. Acquired the 22nd overall selection (Victor Claver) in the 2009 NBA Draft from the Dallas Mavericks in exchange for the 24th pick (B.J. Mullens), 56th pick (Ahmad Nivins) and a second-round pick in 2010.

June 25.. Acquired the draft rights to Jeff Pendergraph in exchange for Sergio Rodriguez, the draft rights to Jon Brockman and cash considerations.

2010

Feb. 16... Acquired Marcus Camby from the L.A. Clippers in exchange for Steve Blake, Travis Outlaw and cash considerations.

June 21.. Acquired the 34th overall selection (Armon Johnson) in the 2010 NBA Draft from the Golden State Warriors in exchange for the 44th overall pick (Jerome Jordan) and cash considerations.

June 24.. Acquired Ryan Gomes and the draft rights to Luke Babbitt from the Minnesota Timberwolves in exchange for Martell Webster.

Oct. 23... Acquired a conditional, future first round pick from New Orleans in exchange for Jerryd Bayless.

TRAIL BLAZERS *Trade History*

2011

- Feb. 24... Acquired Gerald Wallace from Charlotte in exchange for Joel Przybilla, Dante Cunningham, Sean Marks and two conditional first round picks.
- June 23.. Acquired Raymond Felton from Denver in exchange for Andre Miller, with Rudy Fernandez and the NBA rights to Petteri Koponen going to Dallas as part of a three-team trade.

2012

- March 15 Acquired Mehmet Okur, Shawne Williams and a first round draft selection (Damian Lillard) from New Jersey in exchange for Gerald Wallace.
- March 15 Acquired Jonny Flynn, Hasheem Thabeet and a second round pick (Will Barton) from Houston in exchange for Marcus Camby.
- June 28.. Sent the draft rights to guard Tyshawn Taylor, selected with the 41st overall pick, to Brooklyn in exchange for cash considerations.
- July 16 ... Acquired Jared Jeffries, Dan Gadzuric, Georgios Printezis, Kostas Papanikolaou, a future second round draft pick and cash considerations from New York in exchange for Raymond Felton and Kurt Thomas.
- July 20... Acquired Sasha Pavlovic from Boston along with two second round draft picks, with Jon Diebler going to Houston as part of a three-team trade.

2013

- Feb. 21... Acquired Eric Maynor from Oklahoma City in exchange for the draft rights to Georgios Printezis.
- June 27.. Acquired Allen Crabbe from Cleveland in exchange for a 2015 second round pick and a 2016 second round selection.
- June 27.. Traded the draft rights to Grant Jerrett to Oklahoma City for cash considerations.
- July 10 ... Acquired Robin Lopez and Terrel Harris from New Orleans in exchange for the draft rights to Jeff Withey, a future second round pick and cash.
- July 10 ... Acquired Thomas Robinson from Houston in exchange for the NBA rights to Kostas Papanikolaou and Marko Todorovic, and two future second round picks.

2015

- Feb. 19... Acquired Arron Afflalo and Alonzo Gee in exchange for Will Barton, Victor Claver, Thomas Robinson and a 2016 first round pick (lottery protected).
- June 24.. Acquired Gerald Henderson and Noah Vonleh in exchange for Nicolas Batum.
- June 25.. Acquired Mason Plumlee and the draft rights to Pat Connaughton in exchange for the draft rights to Rondae Hollis-Jefferson
- July 14 ... Acquired Maurice Harkless from Orlando in exchange for a 2020 second round draft pick (protected from picks 31 through 55).
- July 27 ... Acquired Brendan Haywood, Mike Miller and two future second round draft picks in exchange for cash considerations.

2016

- Feb. 18... Acquired a future first round draft pick (Moritz Wagner) and forward Anderson Varejao from Cleveland in exchange for a future second round draft pick.
- Feb. 18... Acquired guard Brian Roberts and a future second round draft pick from Miami in exchange for cash considerations.
- June 23.. Acquired the draft rights to forward Jake Layman from Orlando in exchange for a future second round pick and cash considerations.
- July 6 Acquired guard Shabazz Napier from Orlando in exchange for cash considerations.

2017

- Jan. 6 Acquired an unprotected 2017 first round draft pick (Harry Giles) from Cleveland in exchange for a 2018 first round pick (Moritz Wagner).
- Feb. 13... Acquired center Jusuf Nurkic and the rights to Memphis' 2017 first round pick from Denver in exchange for Mason Plumlee, a 2018 second round pick and cash considerations.
- June 22.. Acquired the draft rights to center Zach Collins from Sacramento in exchange for the draft rights to Justin Jackson and Harry Giles.
- June 28.. Traded Tim Quarterman to Houston in exchange for cash considerations.
- July 25 .. Acquired forward Andrew Nicholson from the Brooklyn Nets in exchange for Allen Crabbe.

2018

- Feb. 8 Acquired the draft rights to Milovan Rakovic from Chicago in exchange for Noah Vonleh and cash considerations.
- June 21.. Acquired the draft rights to Gary Trent Jr. from Sacramento in exchange for two future second round picks and cash considerations.

2019

- Feb. 4 Acquired Rodney Hood from Cleveland in exchange for Wade Baldwin IV, Nik Stauskas, a 2021 second round pick, a 2023 second round pick and a traded player exception.
- Feb. 7 Acquired Skal Labissiere and a traded player exception from Sacramento in exchange for Caleb Swanigan.
- June 24.. Acquired Kent Bazemore from Atlanta in exchange for Evan Turner and a traded player exception.
- July 6 Acquired Hassan Whiteside from Miami in a four-team trade that sent Maurice Harkless to th LA Clippers and Meyers Leonard to Miami. In the trade, Philadelphia acquired Josh Richardson from Miami, Miami acquired Jimmy Butler from Philadelphia and the LA Clippers acquired the draft rights to Mathias Lessort and a conditional 2023 first round pick from Miami.
- July 8 Traded Jake Layman to Minnesota in exchange for the draft rights to Bojan Dubljevic and a traded player exception.

2020

- Jan. 21 ... Acquired Trevor Ariza, Wenyen Gabriel and Caleb Swanigan from Sacramento in exchange for Kent

TRAIL BLAZERS *Trade History*

Bazemore, Anthony Tolliver, a 2024 second round pick and a 2025 second round pick.

- Feb. 6 Traded Skal Labissiere and cash considerations to the Atlanta Hawks for a 2024 second round pick.
- Nov. 20 .. Acquired Enes Kanter and cash considerations in a three-team trade with Memphis and Boston that sent Mario Hezonja to Memphis. In the trade, Memphis also received the draft rights to Desmond Bane. Boston received the better draft pick between Houston's second round selection in 2023, and whichever 2023 second round draft pick is worst between Memphis or Dallas. Boston also received Memphis's 2025 second round pick.
- Nov. 22 .. Acquired Robert Covington and a traded player exception from Houston in exchange for Trevor Ariza, the draft rights to Isaiah Stewart and a conditional 2021 first round pick.

2021

- Mar. 25... Acquired Norman Powell from Toronto in exchange for Rodney Hood and Gary Trent Jr.
- July 29... Acquired the draft rights to Greg Brown III from New Orleans in exchange for a future second round draft pick and cash considerations. Brown was selected by the Pelicans with the 43rd overall pick of the 2021 NBA Draft.
- Aug. 28 Acquired Larry Nance Jr. from Cleveland as part of a three-team trade that sent Derrick Jones Jr. and a conditional 2022 first round pick to Chicago. In the trade, Cleveland acquired Lauri Markkanen and sent a 2023 second round draft pick to Chicago.

2022

- Feb. 4 Acquired Eric Bledsoe, Keon Johnson, Justise Winslow and a 2025 second round draft pick (Det.) in exchange for Robert Covington and Norman Powell.
- Feb. 8 Acquired Nickeil Alexander-Walker, Josh Hart, Didi Louzada, Tomas Satoransky, a conditional 2022 first round pick (NOP), a conditional 2025 first round pick (Mil.) a more favorable 2026 second round pick (Por. or NOP) and a 2027 second round pick (NOP) from New Orleans in exchange for CJ McCollum, Larry Nance Jr. and Tony Snell.
- Feb. 9 Acquired Elijah Hughes, Joe Ingles and a 2022 second round pick (Memphis) from Utah in a three-team trade that sent Tomas Satoransky and a least favorable 2027 second round pick to San Antonio and Juancho Hernangomez and Nickiel Alexander-Walker to Utah.
- July 6 Acquired Jerami Grant and the draft rights to Ismael Kamagate from Detroit in exchange for the draft rights to Gabriele Procida, a conditional 2025 first round pick (Mil.), a 2025 second round pick (Det.) and a more favorable 2026 second round pick.

TRAIL BLAZERS IN THE *Draft*

Current Trail Blazers in bold.

*Indicates played for Portland.

() Indicates chronological order of selection

Round/Player (Pick)

From

2022

1. **Shaedon Sharpe (7)**
2. **Jabari Walker (57)**

Kentucky
Colorado

2021

1. No selection - traded
2. No selection - traded

2020

1. Isaiah Stewart (16)
2. CJ Elleby (46)

Washington
Washington State

2019

1. ***Nassir Little (25)**
2. No selection - traded

North Carolina

2018

1. ***Anfernee Simons (24)**
2. No selection - traded

IMG Academy

2017

1. Justin Jackson (15)
1. Harry Giles (20)
1. ***Caleb Swanigan (26)**
2. No selection - traded

North Carolina
Duke
Purdue

2016

1. No selection - traded
2. No selection - traded

2015

1. Rondae Hollis-Jefferson (10)
2. No selection - traded

Arizona

2014

1. No selection - traded
2. No selection - traded

2013

1. ***CJ McCollum (10)**
2. Jeff Withey (39)....
2. Grant Jerrett (40).
2. Marko Todorovic (45)

Lehigh
Kansas
Arizona
Montenegro

2012

1. ***Damian Lillard (6)**
1. ***Meyers Leonard (11)**
2. ***Will Barton (40) ..**

Weber State
Illinois
Memphis

2011

1. ***Nolan Smith (21)**
2. Jon Diebler (51) ...

Duke
Ohio State

Round/Player (Pick) 2010

1. ***Elliot Williams (22)**
2. ***Armon Johnson (34)**

From

Memphis
Nevada

2009

1. ***Victor Claver (22)**
2. ***Dante Cunningham (33)**
2. Jon Brockman (38)
2. ***Patrick Mills (55)**

Spain
Villanova
Washington
St. Mary's

2008

1. Brandon Rush (13)
2. Joey Dorsey (33) .
2. Omer Asik (36)
2. Mike Taylor (55) ...

Kansas
Memphis
Turkey
Idaho (D-League)

2007

1. ***Greg Oden (1)....**
2. ***Josh McRoberts (37)**
2. Derrick Byars (42)
2. ***Taurean Green (52)**
2. Demetris Nichols (53)

Ohio State
Duke
Vanderbilt
Florida
Syracuse

2006

1. Tyrus Thomas (4)
1. ***Joel Freeland (30)**
2. James White (31)

LSU
England
Cincinnati

2005

1. ***Martell Webster (6)**
1. Linas Kleiza (27)..
2. Ricky Sanchez (35)

Seattle Prep (WA)
Missouri
IMG Academy

2004

1. ***Sebastian Telfair (13)**
1. ***Sergei Monia (23)**
2. ***Ha Seung-Jin (46)**

A. Lincoln HS (NY)
Russia
South Korea

2003

1. ***Travis Outlaw (23)**
2. Nedzad Sinanovic (54)

Starkville HS (MS)
Bosnia-Herzegovina

2002

1. ***Qyntel Woods (21)**
2. Jason Jennings (43)
2. Frederico Kammerichs (51)

NE Mississippi CC
Arkansas State
Argentina

2001

1. ***Zach Randolph (19)**
2. ***Ruben Boumtje-Boumtje (50)**

Michigan State
Georgetown

2000

1. ***Erick Barkley (28)**
2. No selection - traded

St. John's

TRAIL BLAZERS IN THE *Draft*

Round/Player (Pick)

1999

1. No selection - traded
2. No selection - traded

1998

1. No selection - traded
2. No selection - traded

1997

1. Chris Anstey (18) ..
2. *Alvin Williams (48)

1996

1. *Jermaine O'Neal (17)
2. *Marcus Brown (46)

1995

1. Shawn Respert (8)
2. No selection - traded

1994

1. *Aaron McKie (17)
2. Shawnelle Scott (43)

1993

1. *James Robinson (21)
2. *Kevin Thompson (48)

1992

1. *Dave Johnson (26)
2. *Reggie Smith (31)

1991

1. No selection - traded
2. Marcus Kennedy (54)

1990

1. *Alaa Abdelnaby (25)
2. No selection - traded

1989

1. *Byron Irvin (22)....
2. *Clifford Robinson (36)

1988

1. *Mark Bryant (21) .
2. *Rolando Ferreira (26)
3. Anthony Mason (53)
3. *Craig Neal (71)....

1987

1. *Ronnie Murphy (17)
2. Lester Fonville (29)
2. *Nikita Wilson (30)
3. *Kevin Gamble (63)
4. Pee Wee Barber (86)

From

Australia
Villanova

Eau Claire HS (SC)
Murray State

Michigan State

Temple
St. John's

Alabama
North Carolina St.

Syracuse
Texas Christian

Eastern Michigan

Duke

Missouri
Connecticut

Seton Hall
Houston
Tennessee State
Georgia Tech

Jacksonville
Jackson State
Louisiana State
Iowa
Florida State

Round/Player (Pick)

5. David Moss (109) ..
6. Bernard Jackson (132)
7. Kenny Stone (155)

1986

1. *Walter Berry (14) .
1. *Arvydas Sabonis (24)
2. Panagiotis Fasoulas (37)
3. Juden Smith (49) .

1986 (continued)

3. *Drazen Petrovic (60)
4. David Shaffer (83)
5. Jerry Adams (106)
6. Tony Hampton (129)
7. Randy Schiff (152)

1985

1. *Terry Porter (24) ..
2. Mike Smrek (25) ..
2. George Montgomery (39)
3. *Perry Young (61) .
4. Joe Atkinson (85) .
5. James Anderson (107)
6. Curtis Moore (131)
7. Mark Owen (153) .

1984

1. *Sam Bowie (2).....
1. *Bernard Thompson (19)
2. Victor Fleming (26)
2. *Steve Colter (33) .
2. *Jerome Kersey (46)
3. Tim Kearney (65) .
4. Brett Applegate (88)
5. Mike Whitemarsh (111)
6. Lance Ball (134) ..
7. Victor Anger (157)
8. Steve Flint (180) ..
9. Dennis Black (202)
10. Randy Dunn (224)

1983

1. *Clyde Drexler (14)
2. Granville Waiters (39)
3. *Tom Piotrowski (62)
4. Tim Dunham (85) .
5. Gary Monroe (108)
6. Derrick Pope (131)
7. Paul Little (154) ...
8. Frank Smith (177)
9. Phil Hopson (199)
10. Russ Christiansen (220)

From

Tulsa
Loyola (Chicago)
George Fox

St. John's
Lithuania
North Carolina St.
Texas-El Paso

Croatia
Florida State
Oregon
Montana State
Linfield

Wisc.-Stevens Pt.
Canisius
Illinois
Virginia Tech
Oklahoma State
Union KY
Nebraska
College of Idaho

Kentucky
Fresno State
Xavier-Ohio
New Mexico State
Longwood
West Virginia
Brigham Young
San Diego
Western Oregon
Pepperdine
Calif.-San Diego
Portland
George Fox

Houston
Ohio State
LaSalle
Chaminade
Wright State
Montana
Pennsylvania
Arizona
Idaho
Eastern Oregon

TRAIL BLAZERS IN THE *Draft*

Round/Player (Pick)

1982

1. *Lafayette Lever (11)
2. *Linton Townes (33)
2. *Audie Norris (37)
3. Phillip Lockett (66)
4. Eric Smith (79)
5. Cherokee Rhone (103)
6. Leo Cunningham (125)
7. Terry Long (149)
8. Dave Porter (171)
9. Mark Dearborn (195)
10. Grant Taylor (215)

1981

1. *Jeff Lamp (15)
1. *Darnell Valentine (16)
2. Brian Jackson (26)
3. Derek Holcomb (50)
3. *Petur Gudmundsson (61)
4. *Peter Verhoeven (85)
5. Herb Andrew (107)
6. Roshern Amie (131)
7. Julius Wayne (153)
8. John Smith (176)
9. Sid Williams (196)
10. Steve Cochran (217)

1980

1. Ron Lester (10)
2. David Lawrence (32)
2. Bruce Collins (33)
3. *Michael Harper (56)
4. Kelvin Henderson (79)
5. Larry Belin (102)
6. Perry Mirkovich (125)
7. Greg Sims (148)
8. John Stroeder (168)
9. Rick Boucher (188)
10. Dave Kufeld (205)

1979

1. *Jim Paxson (12)
2. Andy Fields (40)
3. Mickey Fox (56)
4. Darryl Robinson (78)
5. Matt White (100)
6. Ray Ellis (120)
7. Jeff Tropf (140)
8. Willie Pounds (15)
9. Stan Eckwood (177)
10. Kelvin Small (195)

From

Arizona State
James Madison
Jackson State
Alabama
Georgetown
Centenary
Utah State
Lamar
Western Oregon
St. Joseph's
California-Irvine

Virginia
Kansas
Utah State
Illinois
Washington
Fresno State
South Alabama
Texas-El Paso
Texas-El Paso
St. Joseph's
San Jose State
Lewis & Clark

Iowa
McNeese State
Weber State
North Park
St. Louis
New Mexico
Lethbridge (Canada)
UCLA
Montana
Maine
Yeshiva

Dayton
Cheyney State
St. Mary's (Can.)
Appalachian St. NC
Pennsylvania
Pepperdine
Central Michigan
Chaminade
Harding
Oregon

Round/Player (Pick)

1978

1. *Mychal Thompson (1)
1. *Ron Brewer (7)
2. Keith Herron (24)
2. *Clemon Johnson (44)
3. Sterling Edmunds (66)
4. No selection - traded
5. Clay Johnson (110)
6. Tim Evans (131)
7. Walter Reason (152)
8. Mark Wickman (170)
9. Paul Cozens (186)
10. Tim Warkentin (202)

1977

1. Rich Laurel (19)
2. *Kim Anderson (28)
2. *T.R. Dunn (41)
3. Rickey Brown (63)
4. Greg White (85)
5. Donn Wilber (107)
6. Myron Jordan (128)
7. Don Smith (148)
8. Harold Rhodes (167)

1976

1. *Wally Walker (5)
2. Major Jones (20)
2. *Johnny Davis (22)
3. Jeff Tyson (39)
4. David Everett (56)
5. Gary Redding (73)
6. No selection - traded
7. Al DeWitt (109)
8. Brant Gibbler (127)
9. Rob Torresdal (145)
10. Marcus Leite (163)

1975

1. *Lionel Hollins (6)
2. *Bob Gross (25)
3. Tom Roy (42)
3. Gus Gerard (50)
4. Phil Hicks (61)
5. Maurice Presley (78)
6. Gerald Willett (97)
7. Steve Fields (114)
8. Charlie Neal (133)
9. Quentin Braxton (149)
10. Tyree Foster (166)

From

Minnesota
Arkansas
Villanova
Florida A&M
Dartmouth

Missouri
Puget Sound
Pacific OR
Linfield
George Fox
Biola

Hofstra
Missouri
Alabama
Alabama
USC
LaSalle
Pacific CA
Oregon State
Washington State

Virginia
Albany State
Dayton
Western Michigan
Grand Canyon
Auburn

Weber State
Puget Sound
Linfield
Pepperdine

Arizona State
Long Beach State
Maryland
Virginia
Tulane
Houston
Oregon
Miami OH
Oregon State
Portland
Portland State

TRAIL BLAZERS IN THE *Draft*

Round/Player (Pick)

1974

1. *Bill Walton (1)
2. Jan Van Breda Kolff (20)
2. *Phil Lumpkin (34)
2. Rubin Collins (36)
3. No selection - traded
4. Mickey Johnson (56)
5. Bernard Hardin (74)
6. *Dan Anderson (92)
7. Doug Richards (110)
8. Eldridge Broussard (128)
9. Lee Haven (146)
10. Ron Jones (163)

1973

1. Barry Parkhill (15)
2. No selection - traded
3. No selection - traded
4. William Averitt (55)
5. Fran Costello (71)
6. Neal Jurgenson (89)
7. Larry Hollifield (105)
8. Lindell Reason (123)
9. Mike Contreras (139)
10. Sam Whitehead (154)
11. Ed Payne (167)
12. Rick Holdt (177)

1972

1. *LaRue Martin (1)
2. *Bob Davis (14)
2. *Dave Twardzik (26)
2. *Ollie Johnson (30)
3. *Lloyd Neal (31)
4. Gary Stewart (48)
5. Mike Reid (64)
6. Joe Gaines (81)
7. Bob Lynn (98)
8. Reuben Vance (114)
9. Scott McCandlish (130)
10. Kresimir Cosic (144)
11. Jimmy Wilkins (157)
13. Larry Morris (175)
14. Paul Kelley (181)
15. Rich Haubegger (188)
16. Mose Adolph (193)

1971

1. *Sidney Wicks (2)
2. *Charles Yelverton (25)
2. Rick Fisher (27)
3. *Larry Steele (37)
3. *Bill Smith (42)
4. Bobby Fields (54)
5. Hector Blondet (71)
6. Jim Day (88)

From

- UCLA
 Vanderbilt
 Miami OH
 Maryland-East Shore

 Aurora
 New Mexico
 USC
 Brigham Young
 Pacific OR
 Colorado
 Oregon State

 Virginia

 Pepperdine
 Providence
 Oregon State
 UCLA
 Eastern Michigan
 Arizona State
 Oregon State
 Wake Forest
 North Carolina St.

- Loyola (Chicago)
 Weber State
 Old Dominion
 Temple
 Tennessee State
 Canisius
 Calif.-Riverside
 Belmont TN
 Long Beach State
 Kent State
 Virginia
 Brigham Young
 San Diego State
 Tulsa
 Shaw
 Wake Forest
 Los Angeles State

- UCLA
 Fordham
 Colorado State
 Kentucky
 Syracuse
 LaSalle
 Murray State
 Morehead State

Round/Player (Pick)

1971 (cont'd)

7. Gene Knolle (105)
8. John Sutter (122)
9. Gene Kennedy (139)
10. Greg Starrick (155)
11. Howard Buford (171)
12. Don Sechler (185)

1970

1. *Geoff Petrie (8)
2. *Walt Glimore (25)
3. Bill Cain (42)
4. Jim Penix (59)
5. *Ron Knight (76)
6. George Janky (93)
7. *Claude English (110)
8. Doug Boyd (127)
9. Bill Gaskins (144)
10. Israel Oliver (161)
11. Don McClemore (176)
12. Paul Adams (188)
13. Alex Boyd (199)
14. Frank Lotheridge (208)
15. John Canady (218)
16. Doug Williams (226)
18. Bruce Butchko (235)
19. Mark Gabriel (243)

From

- Texas Tech
 Tulane
 Texas Christian
 Southern Illinois
 Gonzaga
 Delaware Valley

- Princeton
 Ft. Valley State
 Iowa State
 Bowling Green
 Los Angeles State
 Dayton
 Rhode Island
 Texas Christian
 Oregon
 Elizabeth City St.
 Bowling Green
 Central Washington
 Nevada-Reno
 Pan American
 Miami FL
 St. Mary's CA
 Southern Illinois
 Hanover

TRAIL BLAZERS IN THE 1970 *NBA Expansion Draft*

Rick Adelman.....	San Diego Rockets	Stan McKenzie	Phoenix Suns
Jerry Chambers.....	Phoenix Suns	Dorie Murrey.....	Seattle SuperSonics
LeRoy Ellis.....	Baltimore Bullets	Pat Riley	San Diego Rockets
Fred Hetzel.....	Philadelphia 76ers	Dale Schlueter.....	San Francisco Warriors
Joe Kennedy.....	Seattle SuperSonics	Larry Siegfried	Boston Celtics
Ed Manning	Chicago Bulls		


COIN FLIPS FOR 1ST ROUND *Draft Choices*

YEAR	TEAMS	COIN CALL	RESULT	FIRST PICK	SECOND PICK
1966	New York-Detroit	Detroit-Tails	Heads	Cazzie Russell	Dave Bing
1967	Baltimore-Detroit	Baltimore-Tails	Heads	Jimmy Walker	Earl Monroe
1968	Baltimore-San Diego	San Diego-Heads	Heads	Elvin Hayes	Wes Unseld
1969	Milwaukee-Phoenix	Phoenix-Heads	Tails	Lew Alcindor	Neal Walk
1970	Detroit-San Diego	San Diego-Heads	Tails	Bob Lanier	Rudy Tomjanovich
1971	* Cleveland-Portland	Portland-Heads	Tails	Austin Carr	Sidney Wicks
1972	Buffalo-Portland	Portland-Tails	Tails	LaRue Martin	Bob McAdoo
1973	** Philadelphia-Portland	Philadelphia-Tails	Tails	Doug Collins	Jim Brewer-Cleveland
1974	Philadelphia-Portland	Philadelphia-Heads	Tails	Bill Walton	Marvin Barnes
1975	Atlanta-Los Angeles	Atlanta-Tails	Tails	David Thompson	David Meyers
1976	Atlanta-Chicago	Atlanta-Heads	Heads	John Lucas-Houston	Scott May
1977	Kansas City-Milwaukee	Kansas City-Heads	Tails	Kent Benson	Otis Birdsong
1978	*** Kansas City-Indiana	Kansas City-Heads	Tails	Mychal Thompson-Port.	Phil Ford
1979	Los Angeles-Chicago	Chicago-Heads	Tails	Magic Johnson	David Greenwood
1980	Boston-Utah	Utah-Heads	Tails	Joe Barry Carroll-G.S.	Darrell Griffith
1981	Detroit-Dallas	Detroit-Heads	Tails	Mark Aguirre	Isiah Thomas
1982	Los Angeles-San Diego	Los Angeles-Heads	Heads	James Worthy	Terry Cummings
1983	Houston-Indiana	Houston-Heads	Heads	Ralph Sampson	Steve Stipanovich
1984	Houston-Portland	Portland-Tails	Heads	Hakeem Olajuwon	Sam Bowie

* Portland paid Cleveland cash to not select Sidney Wicks with its first pick.

** Portland traded second choice (Jim Brewer) to Cleveland in exchange for John Johnson, Rick Roberson and an exchange of draft choices.

*** Indiana trades its first choice (Mychal Thompson) to Portland for Johnny Davis and Portland's third choice (Rick Robey).



Left to right, first row: Leo Marty, Geoff Petrie, Walt Glimore, Ed Manning, Dale Schlueter, LeRoy Ellis, Ron Knight, Gary Gregor, Shaler Halimon, Rolland Todd. Second row: Dr. Frank Smith, Dr. Larry Mudrick, Stu Inman, Rick Adelman, Stan McKenzie, Jim Barnett, Claude English, Dan Trutanich, Bill Schonely, Harry Glickman.

IN REVIEW --- The Trail Blazers inaugural season was far more exciting for fans than the club's 29-53 finish indicates . . . The record was the best of the three 1970 NBA expansion teams (Buffalo was 22-60 and Cleveland 15-67) and was the second-best ever by a first-year franchise. Plenty of action was provided at both ends of the floor: Coach Rolland Todd's club had the league's fourth most productive offense, averaging 115.5 points a game behind only the world champion Milwaukee Bucks, Boston and Cincinnati, but the Blazers were dead last in points allowed, giving up 120.0 per contest. Combined, Portland and its opponents averaged 93 field goals, 206 field goal attempts and nearly 111 rebounds a game. The Blazers came on strong at the end of the season, winning six of their final seven and the last five in a row to match their longest victory streak. Among the memorable homecourt efforts was the 114-96 victory over the defending champion New York Knicks before the biggest crowd of the first season---12,086 on Jan. 9, a 123-111 win over eventual titlist Milwaukee on Feb. 2, and 137-125 over Northwest rival Seattle on Feb. 12.

HONORS --- Geoff Petrie, Portland's 1st pick in the 1970 Draft, shared NBA Rookie of the Year honors with Boston's Dave Cowens after scoring 2,031 points and averaging 24.8 a game, seventh highest in the league . . . He became only the seventh rookie in history to top the 2,000-point mark . . . A unanimous 1st team pick on the NBA All-Rookie Team, Petrie was the first Blazer to be selected for the NBA All-Star Game.

CHANGES --- Rolland Todd named first head coach April 2; Leo Marty became the first trainer. . . **EXPANSION DRAFT:** Rick Adelman, Jerry Chambers, LeRoy Ellis, Fred Hetzel, Joe Kennedy, Ed Manning, Stan McKenzie, Dorie Murrey, Pat Riley, Dale Schlueter, Larry Siegfried . . . **KEY DRAFT PICKS:** Geoff Petrie, Princeton (1st round), Ron Knight, L.A. State (5th) . . . **KEY ROSTER MOVES:** Traded Larry Siegfried to San Diego for Jim Barnett, Jerry Chambers to Atlanta for Gary Gregor, 2nd round draft pick to Chicago for Shaler Halimon; sold Pat Riley to LA Lakers.

Overall record: 29-53 (15th in league, 9th in conference, 5th in division)
 Home record: 18-21(13th in league) including "homecourt" win at McArthur Court in Eugene
 Road record: 9-28 (15th in league); Neutral court record: 2-3

1970-71 PORTLAND TRAIL BLAZERS STATISTICS

	G	St	Min	FG	FGA	Pct.	FT	FTA	Pct.	RB	Ast.	PF-dq	Points	Avg.
Geoff Petrie	82	68	3032	784	1770	.443	463	600	.772	280	390	196-1	2031	24.8
Jim Barnett	78	74	2371	559	1283	.436	326	402	.811	376	323	190-1	1444	18.5
LeRoy Ellis	74	71	2581	485	1095	.443	209	261	.801	907	235	258-5	1179	15.9
Stan McKenzie	82	29	2290	398	902	.441	331	396	.836	309	235	238-2	1127	13.7
Rick Adelman	81	60	2303	378	895	.422	267	369	.724	282	380	214-2	1023	12.6
Gary Gregor	44	35	1153	181	421	.430	59	89	.663	334	81	120-2	421	9.6
Shaler Halimon	79	23	1629	300	775	.387	107	161	.665	415	211	178-1	707	8.9
Dale Schlueter	80	12	1823	257	527	.488	143	218	.656	629	192	265-4	657	8.2
Ed Manning	79	2	1558	243	559	.435	75	93	.806	411	111	198-3	561	7.1
Dorie Murrey*	2	0	20	1	6	.167	9	11	.818	7	1	3-0	11	5.5
Ron Knight	52	21	662	99	230	.430	19	38	.500	167	50	99-1	217	4.2
Bill Stricker*	1	0	2	2	3	.667	0	0	---	0	0	1-0	4	4.0
Walt Gilmore	27	9	261	23	54	.426	12	26	.462	73	12	49-1	58	2.1
Claude English	18	1	70	11	42	.262	5	7	.714	20	6	15-0	27	1.5
Portland	82		19755	3721	8562	.435	2025	2671	.758	4210	2227	2024-23	9467	115.5
Opponents	82		19755	3900	8333	.468	2037	2758	.739	4885	2267	2035-32	9837	120.0

* Did not complete season with Trail Blazers

1970-71

Date	Opponent	Score	Record	Home	Road	Scoring Leader	Rebounding Leader
1. 10/16	Cleveland	115-112	W	1-0	1-0	31 Barnett	22 Ellis
2. 10/18	Boston	115-133	L	1-1	1-1	26 Barnett	14 Manning
3. 10/20	Cleveland	120-98	W	2-1	2-1	21 Ellis, Petrie	14 Manning
4. 10/23	@ Seattle	111-141	L	2-2		19 Petrie, McKenzie	8 Ellis
5. 10/24	@ San Francisco	115-118	L	2-3		38 Petrie	16 Ellis
6. 10/25	Chicago	116-131	L	2-4	2-2	26 Petrie	11 Ellis
7. 10/27	Buffalo	119-108	W	3-4	3-2	27 Petrie	26 Ellis
8. 10/30	Seattle	104-115	L	3-5	3-3	20 Barnett	16 Ellis
9. 10/31	Buffalo	107-102	W	4-5	4-3	38 Barnett	11 Ellis
10. 11/3	Los Angeles	108-128	L	4-6	4-4	18 Barnett	14 Manning
11. 11/5	Baltimore	135-131	W	5-6	5-4	30 Barnett	12 Ellis
12. 11/6	San Francisco	103-110	L	5-7	5-5	23 Petrie	16 Ellis
13. 11/8	New York	113-125	L	5-8	5-6	40 Barnett	12 Ellis
14. 11/10	Cincinnati	121-138	L	5-9	5-7	23 Barnett	14 Barnett
15. 11/11	@ Phoenix	100-114	L	5-10		27 Petrie	9 Ellis
16. 11/12	Cleveland	103-105	L	5-11	5-8	27 Barnett	12 Ellis
17. 11/14	Cleveland	126-116	W	6-11	6-8	29 Barnett	14 Ellis
18. 11/16	San Diego	118-136	L	6-12	6-9	24 Barnett	8 Halimon
19. 11/17	Buffalo	101-102	L	6-13	6-10	24 Petrie	19 Ellis
20. 11/18	Atlanta	146-131	W	7-13	7-10	34 Barnett	16 Ellis
21. 11/21	(n) Buffalo @Seattle	112-108	W	8-13	8-11	28 Ellis, Halimon	19 Ellis
22. 11/22	Milwaukee	104-126	L	8-14	8-11	17 McKenzie	12 Ellis
23. 11/24	@ Baltimore	104-156	L	8-15		22 Petrie	9 Halimon
24. 11/25	@ Boston	115-122	L	8-16		28 Petrie	11 Ellis
25. 11/27	@ Cleveland	111-102	W	9-16		20 Barnett	9 Ellis, Halimon
26. 11/28	@ Buffalo	95-111	L	9-17		23 Halimon	14 Schlueter
27. 11/29	@ Milwaukee	111-124	L	9-18		27 Petrie	25 Ellis
28. 12/1	San Diego	114-120	L	9-19	8-12	27 Barnett	17 Ellis
29. 12/4	Phoenix	121-126	L	9-20	8-13	33 Petrie	12 Schlueter
30. 12/6	@ Los Angeles	120-131	L	9-21		29 Ellis	17 Ellis
31. 12/8	@ New York	121-139	L	9-22		30 Petrie	21 Ellis
32. 12/9	@ Cleveland	109-102	W	10-22		25 Petrie, Barnett	9 Ellis, Schlueter
33. 12/11	@ Buffalo	120-105	W	11-22		25 Petrie	14 Ellis
34. 12/12	@ Atlanta	101-107	L	11-23		33 Barnett	9 Schlueter, Gregor
35. 12/15	Detroit	103-111	L	11-24	8-14	20 Barnett	17 Ellis
36. 12/18	(n) S.F. @ San Diego	118-122	L	11-25		23 Petrie	13 Ellis
37. 12/19	(n) S.D. @ Oakland	108-118	L	11-26		25 Ellis	10 Ellis
38. 12/20	Philadelphia	132-134 (ot)	L	11-27	8-15	31 Barnett	13 Barnett
39. 12/26	@ Phoenix	103-115	L	11-28		32 Petrie	11 Schlueter
40. 12/27	Boston	135-123	W	12-28	9-15	31 Petrie	15 Ellis
41. 1/1	@ Seattle	118-121	L	12-29		40 Petrie	9 Ellis, Schlueter
42. 1/2	Chicago	113-136	L	12-30	9-16	32 Petrie	11 Schlueter
43. 1/4	@ Cleveland	119-106	W	13-30		39 Petrie	13 Schlueter
44. 1/5	(n) Boston @ Phila.	124-120	W	14-30		28 Petrie	17 Schlueter
45. 1/6	@ Cincinnati	128-133 (ot)	L	14-31		32 Petrie	21 Schlueter
46. 1/8	@ Chicago	113-105	W	15-31		27 Petrie	11 Schlueter
47. 1/9	New York	114-96	W	16-31	10-16	32 Barnett	12 Ellis
48. 1/14	@ Buffalo	113-119	L	16-32		23 Petrie	15 Ellis
49. 1/19	@ Chicago	111-123	L	16-33		27 Ellis	10 Ellis
50. 1/20	@ Buffalo	106-126	L	16-34		35 Barnett	10 Schlueter
51. 1/22	@ Detroit	123-112	W	17-34		28 Petrie	13 Gregor
52. 1/23	@ Milwaukee	117-142	L	17-35		20 Schlueter	13 Schlueter
53. 1/24	@ Buffalo	111-123	L	17-36		28 Petrie	9 Gregor
54. 1/27	@ Cleveland	104-118	L	17-37		29 Petrie	13 Manning
55. 1/29	Phoenix	122-131	L	17-38	10-17	27 Barnett	17 Ellis
56. 1/31	@ Los Angeles	120-133	L	17-39		24 Barnett, Ellis	10 Gregor
57. 2/2	Milwaukee	123-111	W	18-39	11-17	27 Barnett	11 Gregor
58. 2/4	Atlanta	137-123	W	19-39	12-17	27 Ellis	17 Ellis
59. 2/5	San Francisco	123-117	W	20-39	13-17	25 Petrie	20 Ellis, Gregor
60. 2/7	Cleveland	112-103	W	21-39	14-17	24 Petrie	13 Halimon
61. 2/12	Seattle	137-125	W	22-39	15-17	43 Petrie	10 Ellis, Gregor
62. 2/16	Cincinnati (Eugene)	102-109	L	22-40	15-18	31 Petrie	16 Ellis
63. 2/17	@ Seattle	126-130	L	22-41		26 Petrie	13 Schlueter
64. 2/18	Los Angeles	114-136	L	22-42	15-19	36 Petrie	11 Ellis
65. 2/20	Philadelphia	105-118	L	22-43	15-20	33 Ellis	20 Ellis
66. 2/21	Cleveland	123-105	W	23-43	16-20	38 Petrie	11 Adelman
67. 2/23	@ Philadelphia	113-119	L	23-44		43 Petrie	13 Ellis
68. 2/24	@ Atlanta	107-118	L	23-45		26 Barnett	15 Schlueter
69. 2/26	@ Baltimore	97-114	L	23-46		28 Petrie	16 Schlueter
70. 2/27	@ New York	102-113	L	23-47		25 Petrie	11 Schlueter, Gregor
71. 3/2	@ Detroit	122-128	L	23-48		41 Petrie	12 Schlueter
72. 3/3	(n) Phila. @ Boston	104-120	L	23-49		19 Barnett	10 Ellis
73. 3/5	@ Cincinnati @ Omaha	111-117	L	23-50		25 Petrie	16 Gregor
74. 3/7	@ San Diego	121-135	L	23-51		40 Petrie	11 Ellis, Schlueter
75. 3/8	Buffalo	98-114	L	23-52	16-21	20 Petrie	9 Ellis, Schlueter
76. 3/11	Baltimore	136-118	W	24-52	17-21	30 Petrie	14 Gregor
77. 3/12	Detroit	129-133	L	24-53	17-22	33 Petrie	17 Ellis
78. 3/14	Buffalo	122-112	W	25-53	18-22	21 Petrie	17 Schlueter
79. 3/19	Seattle	135-128	W	26-53	*19-22	46 Petrie	18 Ellis
80. 3/20	@ Buffalo	132-129	W	27-53		31 Petrie	15 Ellis
81. 3/21	@ Cleveland	113-110	W	28-53		9-31	23 Petrie
82. 3/23	@ Cleveland	114-112	W	29-53		**10-31	37 Petrie

(n) Neutral site *Includes 1-0 record at neutral sites.
 **Includes 1-3 record at neutral sites.



Left to right, first row: Larry Steele, Geoff Petrie, Jim Marsh, Ron Knight, Darrall Imhoff, Dale Schlueter, Sidney Wicks, Gary Gregor, Stan McKenzie, Charles Yelverton, Rick Adelman. Second row: Leo Marty, Mike Hope, John White, Dr. Frank Smith, Dan Trutanich, Stu Inman, Rolland Todd, Bill Schonely, Dr. Larry Mudrick, Berlyn Hodges, George Rickles, Harry Glickman.

IN REVIEW --- Director of Player Personnel Stu Inman took over the reins of the club as interim coach when second-year head man Rolland Todd was dismissed on February 3 . . . At that juncture, the Trail Blazers were 12-44 and had lost nine in a row . . . The Blazers finished with an 18-64 mark (last in the league) after going 29-52 in their inaugural campaign . . . Portland was just 4-37 away from home and lost its last 18 road outings . . . The Trail Blazers ranked 15th among the league's 17 teams in offensive production, averaging 106.8 ppg, and were last in defensive prowess, giving up 116.5 ppg . . . Highlights of the season came in mid-December when Portland pulled out overtime wins on the road three nights apart, coming from behind to defeat the Pistons in Detroit, 131-130, and then winning in Buffalo 101-100 . . . The Blazers salvaged some of the wounds from an otherwise disappointing year when they routed the N.Y Knicks, 133-88, in their final home outing March 18.

HONORS --- Sidney Wicks, Portland's first choice (No. 2 overall) in the 1971 NBA Draft, became the second Blazer in a row to earn Rookie of the Year honors . . . The All-American forward out of UCLA also became the eighth rookie in league history to top 2,000 points (2,009), after teammate Geoff Petrie did it the year before . . . He averaged 24.5 ppg, 12th highest among the league leaders . . . Stan McKenzie ranked ninth in free throw percentage (.831) . . . Wicks was a unanimous pick on the 1971-72 All-Rookie team and the second Blazer to participate in the NBA All-Star Game.

CHANGES --- Stu Inman is named interim coach on February 3, replacing Rolland Todd . . . **KEY DRAFT PICKS:** Sidney Wicks, UCLA (1st round), Charles Yelverton, Fordham (2nd), Larry Steele, Kentucky (3rd), Bill Smith, Syracuse (3rd) . . . **KEY ROSTER MOVES:** Traded Jim Barnett to San Francisco for three draft picks---one future (Charles Yelverton, Bill Smith, Dave Twardzik), LeRoy Ellis to LA Lakers for a future draft pick (Ollie Johnson).

Overall record: 18-64 (17th in league, 9th in conference, 5th in division)
Home record: 13-27 (16th in league); Road record: 4-37 (17th in league); Neutral court record: 0-1

1971-72 PORTLAND TRAIL BLAZERS STATISTICS

	G	St	Min	FG	FGA	Pct.	FT	FTA	Pct.	RB	Ast.	PF-dq	Points	Avg.
Sidney Wicks	82	82	3245	784	1837	.427	441	621	.710	943	350	186-1	2009	24.5
Geoff Petrie	60	57	2155	465	1115	.417	202	256	.789	133	248	108-0	1132	18.9
Stan McKenzie	82	30	2036	410	834	.492	315	379	.831	272	148	240-2	1135	13.8
Dale Schlueter	81	69	2693	353	672	.525	241	326	.739	860	285	277-3	947	11.7
Gary Gregor	82	52	2371	399	884	.451	114	151	.755	591	187	201-2	912	11.1
Rick Adelman	80	70	2445	329	753	.437	151	201	.751	229	413	209-2	809	10.1
Bill Smith	22	10	448	72	173	.416	38	64	.594	135	19	73-3	182	8.3
Charlie Yelverton	69	6	1227	206	530	.389	133	188	.707	201	81	145-2	545	7.9
Willie McCarter*	39	2	612	103	257	.401	37	55	.673	43	45	58-0	243	6.2
Ron Knight	49	0	483	112	257	.436	31	62	.500	116	33	52-0	255	5.2
Larry Steele	72	32	1311	148	308	.481	70	97	.722	282	161	198-8	366	5.1
Jim Marsh	39	0	375	39	117	.333	41	59	.695	84	30	50-0	119	3.1
Darral Imhoff	40	0	404	42	103	.408	21	35	.600	107	50	76-1	105	2.6
Portland	82		19805	3462	7840	.442	1835	2494	.736	3996	2090	1873-24	8759	106.8
Oponents	82		19805	3841	7906	.486	1875	2499	.750	4439	2312	1903-19	9557	116.5

* Did not complete season with Trail Blazers

1971-72

Date	Opponent	Score	Record	Home	Road	Scoring Leader	Rebounding Leader
1. 10/15	Seattle	88-119	L	0-1	0-1	22 McKenzie	12 Schlueter
2. 10/17	Milwaukee	94-127	L	0-2	0-2	23 Wicks	9 Wicks
3. 10/19	Detroit	99-101	L	0-3	0-3	25 McKenzie	11 Wicks
4. 10/23	Cincinnati	104-100	W	1-3	1-3	34 Wicks	15 Wicks
5. 10/26	Chicago	111-123	L	1-4	1-4	24 Wicks	15 Wicks
6. 10/29	Buffalo	119-120	L	1-5	1-5	28 Wicks	10 Smith
7. 11/4	@ Houston	112-110	W	2-5		31 Wicks	11 Wicks
8. 11/6	@ Boston	109-124	L	2-6	1-0	25 Wicks	13 Schlueter
9. 11/7	@ Cleveland	99-120	L	2-7	1-2	13 McCarter	11 Smith
10. 11/9	@ Buffalo	100-109	L	2-8	1-3	34 Wicks	12 Wicks
11. 11/10	@ Detroit	122-139	L	2-9	1-4	31 Wicks	8 Wicks, Gregor
12. 11/12	Cleveland	104-106	L	2-10	1-6	18 Schlueter	13 Schlueter
13. 11/13	Los Angeles	108-130	L	2-11	1-7	33 Wicks	12 Smith
14. 11/16	Milwaukee	105-125	L	2-12	1-8	20 Wicks	13 Smith
15. 11/18	@ Golden State	105-115	L	2-13		29 Wicks	10 Wicks, Yelverton
16. 11/19	Cleveland	118-105	W	3-13	2-8	31 McKenzie	15 Wicks
17. 11/20	Seattle	100-104	L	3-14	2-9	27 Wicks	9 Smith
18. 11/23	@ Chicago	94-130	L	3-15	1-6	23 Wicks	9 Smith, Wicks
19. 11/24	@ Cincinnati	112-114	L	3-16	1-7	29 McKenzie	17 Wicks
20. 11/26	@ Milwaukee	105-120	L	3-17	1-8	30 Wicks	11 Wicks
21. 11/27	@ Philadelphia	93-116	L	3-18	1-9	22 Wicks	12 Schlueter
22. 11/30	Phoenix	111-121 (ot)	L	3-19	2-10	23 Wicks	16 Schlueter
23. 12/1	@ Phoenix	103-139	L	3-20	1-10	27 Wicks	10 Gregor
24. 12/3	Golden State	115-107	W	4-20	3-10	35 Petrie	16 Schlueter
25. 12/5	@ Los Angeles	107-123	L	4-21	1-11	20 Gregor	16 Wicks
26. 12/7	@ Detroit	131-130 (ot)	W	5-21	2-11	36 Petrie	16 Wicks, Schlueter
27. 12/8	@ Baltimore	97-115	L	5-22	2-12	24 Wicks	10 Schlueter
28. 12/10	@ Buffalo	101-100 (ot)	W	6-22	3-12	28 Petrie	14 Wicks
29. 12/11	@ New York	102-134	L	6-23	3-13	16 McCarter	11 Schlueter
30. 12/14	Los Angeles	114-129	L	6-24	3-11	31 Wicks	19 Schlueter
31. 12/17	Philadelphia	127-126	W	7-24	4-11	28 Gregor	12 Wicks
32. 12/18	@ Seattle	105-107	L	7-25		28 Wicks	17 Wicks
33. 12/19	Detroit	114-113	W	8-25	5-11	26 Wicks	17 Wicks
34. 12/21	Houston	119-132	L	8-26	5-12	24 Wicks, McKenzie	14 Gregor
35. 12/23	New York	117-120	L	8-27	5-13	27 McKenzie	12 Wicks
36. 12/25	Chicago	88-109	L	8-28	5-14	24 Wicks	19 Schlueter
37. 12/27	@ Atlanta	121-135	L	8-29		23 Petrie	15 Schlueter
38. 12/28	@ Cleveland	111-112	L	8-30	3-16	26 Petrie	11 Wicks
39. 12/29	@ Milwaukee	84-123	L	8-31	3-17	18 Schlueter	12 Schlueter
40. 12/30	@ Chicago	92-117	L	8-32	3-18	23 Wicks	14 Wicks
41. 1/2	Buffalo	108-90	W	9-32	6-14	30 Wicks	13 Gregor
42. 1/4	Atlanta	91-103	L	9-33	6-15	22 Wicks	16 Schlueter
43. 1/6	@ Golden State	115-119	L	9-34		29 Wicks	19 Wicks
44. 1/7	Boston	114-120	L	9-35	6-16	24 Petrie	15 Gregor
45. 1/8	Cleveland	125-102	W	10-35	7-16	22 Petrie	19 Wicks
46. 1/11	Baltimore	114-106	W	11-35	8-16	25 Petrie, Gregor	17 Schlueter
47. 1/14	@ Buffalo	102-100	W	12-35		28 Wicks	11 Schlueter
48. 1/15	@ Chicago	100-120	L	12-36	4-20	21 Petrie	9 Gregor
49. 1/16	@ Milwaukee	97-126	L	12-37	4-21	25 Wicks	16 Wicks
50. 1/21	@ Philadelphia	122-136	L	12-38	4-22	30 Wicks	20 Schlueter
51. 1/22	@ Baltimore	99-116	L	12-39	4-23	19 Wicks	10 Wicks
52. 1/23	@ Boston	105-115	L	12-40	4-24	25 Wicks	13 Wicks
53. 1/25	@ Houston	104-118	L	12-41	4-25	30 Wicks	16 Wicks
54. 1/28	Golden State	102-105	L	12-42	8-17	25 Wicks	25 Wicks
55. 1/30	@ Los Angeles	131-153	L	12-43	4-26	22 McKenzie	11 Schlueter
56. 2/1	Phoenix	117-129	L	12-44	8-18	25 Petrie	18 Schlueter
57. 2/4	Houston	114-113	W	13-44	9-18	30 Wicks	9 Schlueter, Gregor
58. 2/5	Phoenix	117-118 (ot)	L	13-45	9-19	32 Wicks	16 Wicks
59. 2/6	@ Phoenix	94-107	L	13-46		33 Petrie	17 Schlueter
60. 2/8	Cincinnati	104-100	W	14-46	10-19	30 Petrie	12 Schlueter
61. 2/11	Philadelphia	110-106	W	15-46	11-19	28 Wicks	7 Schlueter, Steele
62. 2/12	@ Seattle	97-125	L	15-47		21 Wicks	9 Imhoff
63. 2/13	Seattle	117-127 (ot)	L	15-48	11-20	32 Wicks	14 Schlueter
64. 2/15	Boston	104-111	L	15-49	11-21	30 Wicks	12 Schlueter
65. 2/18	@ Los Angeles	114-125	L	15-50	4-29	24 Adelman	11 Wicks
66. 2/19	Los Angeles	94-115	L	15-51	11-22	23 Wicks	22 Wicks
67. 2/20	@ Seattle	105-109	L	15-52		24 Wicks	15 Wicks
68. 2/22	@ New York	105-122	L	15-53	4-31	21 Wicks, Petrie	9 Schlueter
69. 2/23	@ Cincinnati	106-110	L	15-54	4-32	30 Wicks	13 Schlueter
70. 2/25	@ Cleveland	104-113	L	15-55	4-33	29 Petrie	12 Wicks
71. 2/27	@ Atlanta	110-113	L	15-56	4-34	32 Wicks	15 Schlueter
72. 2/1	Chicago	92-116	L	15-57	11-23	20 Wicks, Petrie	13 Wicks
73. 3/3	Baltimore	80-90	L	15-58	11-24	28 Wicks	20 Schlueter
74. 3/4	Atlanta	101-120	L	15-59	11-25	24 Wicks	12 Wicks
75. 3/7	Buffalo	98-94	W	16-59	12-25	24 Wicks	13 Schlueter
76. 3/9(n) Houston @ Seattle	111-114	L	16-60	12-26	30 Wicks	14 Wicks
77. 3/14	Milwaukee	98-109	L	16-61	12-27	28 Wicks	8 Wicks
78. 3/16	@ Golden State	94-107	L	16-62		28 Wicks	16 Wicks
79. 3/17	Golden State	114-109	W	17-62	13-27	39 Petrie	23 Wicks
80. 3/18	New York	133-86	W	18-62	*14-27	30 Wicks	14 Schlueter
81. 3/21	@ Phoenix	128-160	L	18-63		31 Wicks	7 Wicks, Schlueter
82. 3/26	@ Houston	109-131	L	18-64		26 Petrie	16 Schlueter

(n) Neutral site game *Includes 0-1 record at neutral site.



Left to right, first row: Jack McCloskey, Charlie Davis, Greg Smith, Bob Davis, Terry Dischinger, LaRue Martin, Geoff Petrie, Harry Glickman, Sidney Wicks, Bill Smith, Lloyd Neal, Larry Steele, Ollie Johnson, Rick Adelman, Berlyn Hodges. Second row: Mike Hope, Bill Schonely, John White, Dr. Larry Mudrick, Wally Scales, George Rickles, Dr. Frank Smith, Leo Marty. Not pictured: Stu Inman, Neil Johnston.

IN REVIEW --- Under new head coach Jack McCloskey, the Blazers struggled to a 21-61 finish and won just 13 times at home . . . But Portland, with two of the league's top-10 scorers (Geoff Petrie, 24.9 ppg, and Sidney Wicks, 23.8 ppg) providing the punch, played an upbeat, fastbreak brand of basketball that helped boost home attendance by more than 1,000 a game over the previous season. Portland's rivalry with its neighbor to the north, Seattle, helped fuel fan interest. The two teams split their six-game series, with all six contests down-to-the-wire affairs. A pair of home wins during a three-night span helped get the Blazers faithful buzzing. On March 16, Portland posted a season-high point total in a 141-128 rout of Houston fired by Petrie's second 51-point game of the season. Two nights later, the Blazers rallied to clip the eventual world champion New York Knicks, 99-96, with Petrie getting 34 points.

HONORS --- Lloyd Neal, Portland's fifth selection (3rd round, 31st pick overall) in the 1972 Draft, was named to the NBA All-Rookie team . . . Neal, at 6-7 and 225, started 81 games at center and led the team in rebounding (11.8 rpg), and finished third in scoring (13.4 ppg) . . . Geoff Petrie, who topped the team in scoring (24.9 ppg), ranked seventh in the NBA and Sidney Wicks (23.8 ppg) ninth . . . Petrie registered a team record 51 points twice, both times against the Houston Rockets . . . Wicks made his second straight NBA All Star Game appearance, scoring 13 points.

CHANGES --- Jack McCloskey is named head coach on April 3 and Neil Johnston becomes Portland's first assistant coach . . . **KEY DRAFT PICKS:** LaRue Martin, Loyola-Chicago (1st round), Bob Davis, Weber State (2nd), Dave Twardzik, Old Dominion (2nd), Ollie Johnson, Temple (2nd), Lloyd Neal, Tennessee State (3rd). . . **KEY ROSTER MOVES:** Acquired Terry Dischinger from Detroit in a three-way exchange involving Philadelphia; Traded Dale Schlueter to Philadelphia for Dave Wohl, Stan McKenzie to Houston for Greg Smith.

Overall record: 21-61 (tie, 15th in league, 9th in conference, 5th in division)
Home record: 13-28 (16th in league), Road record: 8-33 (16th in league)

1972-73 PORTLAND TRAIL BLAZERS STATISTICS

	G	St	Min	FG	FGA	Pct.	FT	FTA	Pct.	RB	Ast.	PF-dq	Points	Avg.
Geoff Petrie	79	77	3134	836	1801	.464	298	383	.778	273	350	163-2	1970	24.9
Sidney Wicks	80	80	3152	761	1684	.452	384	531	.723	870	440	253-3	1906	23.8
Lloyd Neal	82	81	2723	455	921	.494	187	293	.638	967	146	305-6	1097	13.4
Ollie Johnson	78	54	2138	308	620	.497	156	206	.757	417	200	166-0	772	9.9
Charlie Davis	69	11	1333	243	590	.412	126	161	.783	111	175	174-6	612	8.9
Greg Smith	72	18	1569	229	469	.488	75	128	.586	375	117	210-8	533	7.4
Rick Adelman	76	37	1822	214	525	.408	73	102	.716	157	294	155-2	501	6.6
Terry Dischinger	63	13	970	161	338	.476	64	96	.667	190	103	125-1	386	6.1
Larry Steele	66	35	1301	159	329	.483	71	89	.798	154	156	181-4	389	5.9
Stan McKenzie*	7	0	107	13	36	.361	14	16	.875	21	8	15-1	40	5.7
Dave Wohl*	22	3	393	47	114	.412	24	33	.727	20	68	45-0	118	5.4
LaRue Martin	77	1	996	145	366	.396	50	77	.649	358	42	162-0	340	4.4
Bill Smith	8	0	43	9	15	.600	5	8	.625	8	1	9-0	23	2.9
Bill Turner*	2	0	8	2	6	.333	0	0	---	2	0	3-0	4	2.0
Bob Davis	9	0	41	6	28	.214	4	6	.667	5	2	5-0	16	1.8
Portland	82		19730	3588	7842	.458	1531	2129	.719	3928	2102	1970-33	8707	106.2
Opponents	82		19730	3709	7780	.477	1800	2327	.774	4236	2271	1885-18	9218	112.4

* Did not complete season with Trail Blazers

1972-73

Date	Opponent	Score	Record	Home	Road	Scoring Leader	Rebounding Leader
1. 10/13	Seattle	84-92	L	0-1	0-1	26 Wicks	15 Neal
2. 10/14	Phoenix	120-124	L	0-2	0-2	30 Petrie	14 Wicks
3. 10/17	Milwaukee	111-108	W	1-2	1-2	33 Wicks	14 Wicks
4. 10/20	@ Los Angeles	104-126	L	1-3	0-1	16 Adelman, Dischinger	13 Wicks
5. 10/21	Golden State	97-104	L	1-4	1-3	28 Wicks	17 Neal
6. 10/22	@ Seattle	119-120 (ot)	L	1-5	0-2	29 Petrie	14 Neal, O.Johnson
7. 10/24	Atlanta	110-118	L	1-6	1-4	31 Wicks	12 Neal
8. 10/27	Chicago	95-118	L	1-7	1-5	30 Petrie	11 Neal, Martin
9. 10/29	Detroit	111-119	L	1-8	1-6	31 Wicks	16 Wicks
10. 11/2	@ Golden State	104-118	L	1-9	0-3	30 Wicks	15 Wicks
11. 11/4	Los Angeles	120-134	L	1-10	1-7	26 Wicks, Petrie	16 Neal
12. 11/6	New York	95-111	L	1-11	1-8	21 Wicks	12 O.Johnson
13. 11/12	K.C.-Omaha	102-100	W	2-11	2-8	29 Neal	13 Wicks
14. 11/14	Cleveland	100-91	W	3-11	3-8	27 Neal	18 Neal
15. 11/17	Golden State	105-97	W	4-11	4-8	25 Wicks, Petrie	16 Wicks
16. 11/18	Seattle	100-102	L	4-12	4-9	27 Wicks	17 Neal
17. 11/21	@ New York	80-108	L	4-13	0-4	17 O.Johnson	12 Neal, O.Johnson
18. 11/22	@ Boston	107-126	L	4-14	0-5	23 Wicks	15 Wicks
19. 11/25	@ Philadelphia	117-106	W	5-14	1-5	30 Wicks	20 Neal
20. 11/26	@ Cleveland	105-102	W	6-14	2-5	27 Petrie	13 Wicks
21. 11/28	@ Detroit	116-120	L	6-15	2-6	39 Petrie	10 Neal
22. 11/29	@ K.C.-Omaha	102-110	L	6-16	2-7	23 Petrie	15 Neal
23. 12/2	Atlanta	103-106	L	6-17	4-10	30 Petrie	15 Wicks
24. 12/5	@ Atlanta	121-122	L	6-18	2-8	39 Petrie	14 Neal
25. 12/6	@ Baltimore	102-115	L	6-19	2-9	36 Petrie	17 Neal
26. 12/8	@ Houston	108-114	L	6-20	2-10	34 Petrie	12 Neal
27. 12/9	@ Phoenix	97-116	L	6-21	2-11	20 C.Davis	16 Neal
28. 12/10	@ Los Angeles	101-137	L	6-22	2-12	18 Petrie	6 Neal, G.Smith, O.Johnson
29. 12/12	Milwaukee	94-115	L	6-23	4-11	17 C.Davis	11 Neal
30. 12/15	@ Seattle	96-95	W	7-23	3-12	29 Petrie	13 Neal, Wicks
31. 12/16	Boston	116-123	L	7-24	4-12	38 Petrie	10 Wicks
32. 12/18	@ K.C. Omaha	95-113	L	7-25	3-13	23 Wicks	11 Neal
33. 12/19	@ Chicago	109-100	W	8-25	4-13	31 Wicks	22 Wicks
34. 12/20	@ Milwaukee	104-123	L	8-26	4-14	32 Wicks	10 Wicks, Neal
35. 12/22	Chicago	97-127	L	8-27	4-13	24 Petrie	7 Wicks, G.Smith
36. 12/25	Seattle	116-113	W	9-27	5-13	38 Wicks	11 G.Smith
37. 12/26	@ Los Angeles	92-116	L	9-28	4-15	17 Wicks	17 Wicks
38. 12/29	@ Phoenix	99-106	L	9-29	4-16	32 Wicks	11 Wicks
39. 12/30	Phoenix	104-107	L	9-30	5-14	33 Wicks	13 Wicks, Martin
40. 1/2	K.C.-Omaha	104-87	W	10-30	6-14	23 Wicks	17 Neal
41. 1/4	@ Golden State	83-108	L	10-31	4-17	22 Wicks	15 Wicks
42. 1/5	Philadelphia	135-102	W	11-31	7-14	29 Petrie	22 Wicks
43. 1/7	Detroit	96-101	L	11-32	7-15	35 Petrie	18 Wicks
44. 1/9	Baltimore	93-105	L	11-33	7-16	30 Petrie	21 Neal
45. 1/12	@ Buffalo	100-120	L	11-34	4-18	25 Wicks	17 Neal
46. 1/15	@ Detroit	101-112	L	11-35	4-19	29 Wicks	14 Neal, Wicks
47. 1/16	@ Chicago	89-100	L	11-36	4-20	21 Petrie	12 Neal
48. 1/17	@ Boston	99-117	L	11-37	4-21	20 Petrie	14 Wicks
49. 1/19	@ Milwaukee	105-108	L	11-38	4-22	31 Wicks	16 Neal
50. 1/20	@ Houston	130-115	W	12-38	5-22	51 Petrie	15 Wicks
51. 1/26	Phoenix	116-120	L	12-39	7-17	33 Wicks	12 Wicks
52. 1/27	@ Phoenix	117-109	W	13-39	6-22	33 Petrie	13 Martin
53. 1/30	Houston	120-123	L	13-40	7-18	28 Wicks	12 Neal
54. 2/3	K.C.-Omaha	97-105	L	13-41	7-19	26 Wicks	15 Wicks
55. 2/6	Seattle	117-118	L	13-42	7-20	31 Wicks	13 Wicks
56. 2/8	@ Golden State	111-123	L	13-43	6-23	42 Petrie	15 Neal
57. 2/9	Philadelphia	116-105	W	14-43	8-20	33 Neal	13 Neal, Wicks
58. 2/11	Baltimore	97-102	L	14-44	8-21	30 Petrie	14 Neal
59. 2/13	Buffalo	120-100	W	15-44	9-21	25 Petrie	18 Neal
60. 2/16	Boston	105-112	L	15-45	9-22	31 Petrie	15 Neal
61. 2/17	Los Angeles	103-110	L	15-46	9-23	27 Petrie	22 Neal
62. 2/18	@ Phoenix	119-118	W	16-46	7-23	23 Petrie	12 Neal
63. 2/20	@ New York	106-110	L	16-47	7-24	31 Wicks	10 Neal
64. 2/23	@ Cleveland	102-121	L	16-48	7-25	22 Petrie	10 Wicks, Neal, Dischinger
65. 2/24	@ Baltimore	110-128	L	16-49	7-26	25 Wicks	10 Wicks
66. 2/25	@ Philadelphia	111-115	L	16-50	7-27	30 Wicks	12 Neal
67. 2/27	Chicago	110-125	L	16-51	9-24	26 Petrie	8 Wicks
68. 3/2	Cleveland	106-92	W	17-51	10-24	27 Wicks	18 Neal
69. 3/4	Detroit	109-113	L	17-52	10-25	24 Petrie, Neal	18 Neal
70. 3/6	Los Angeles	102-114	L	17-53	10-26	26 Wicks	17 Neal, Wicks
71. 3/8	@ Atlanta	129-135	L	17-54	7-28	22 Petrie	9 Neal
72. 3/9	@ Milwaukee	96-116	L	17-55	7-29	14 Wicks, Steele	11 G.Smith
73. 3/10	@ Buffalo	101-106	L	17-56	7-30	33 Wicks	11 Wicks, Neal
74. 3/13	Golden State	101-109	L	17-57	10-27	33 Petrie	16 Wicks
75. 3/16	Houston	141-128	W	18-57	11-27	51 Petrie	9 Neal
76. 3/18	New York	99-96	W	19-57	12-27	34 Petrie	18 Wicks
77. 3/19	@ K.C.-Omaha	105-106	L	19-58	7-31	26 Wicks	11 Neal
78. 3/20	@ Chicago	109-123	L	19-59	7-32	32 Petrie	13 Neal
79. 3/21	@ Detroit	109-122	L	19-60	7-33	27 Wicks	9 Wicks
80. 3/23	@ Seattle	118-112	W	20-60	8-33	41 Petrie	20 Neal
81. 3/25	Buffalo	113-107 (ot)	W	21-60	13-27	39 Petrie	12 G.Smith
82. 3/26	Milwaukee	99-118	L	21-61	13-28	29 Petrie	10 G.Smith, Neal



Left to right, first row: Harry Glickman, John Johnson, Larry Steele, Greg Smith, Geoff Petrie, Ollie Johnson, Jack McCloskey. Second row: Wally Scales, Neil Johnston, Sidney Wicks, LaRue Martin, Rick Roberson, Lloyd Neal, Stu Inman, Dr. Larry Mudrick. Third row: Berlyn Hodges, John White, George Rickles, Bernie Fryer, Mark Sibley, Bill Schonely, Dr. Frank Smith, Leo Marty.

IN REVIEW --- The Blazers, in their fourth NBA season, improved by six games in the win column over the previous campaign but were still near the bottom of the league with a 27-55 record. Portland's one-two scoring punch of Geoff Petrie and Sidney Wicks added some luster to the season along with third-year guard-forward Larry Steele, who became the club's first NBA statistical leader. Petrie finished eighth in the NBA scoring race with a 24.3 ppg average and Wicks 11th (22.5). The quick-handed Steele averaged 2.68 steals a game to lead the league in that category. Jack McCloskey's club put together two good runs, opening the season by winning seven of their first 11 outings, then then took eight of 12 beginning in mid-December. But the road bugaboo continued to plague the Blazers. They won only five times all year away from home and in one stretch lost a club record 21 straight on the road. Biggest success came on opening night in Memorial Coliseum when the Blazers crunched the eventual Central Division champion Capital (Washington) Bullets, 132-87. On November 3, a crowd of 12,086 turned out to watch Portland defeat the defending NBA champion New York Knicks, 107-104. It was the first plus-12,000 crowd in franchise history.

HONORS --- Sidney Wicks and Geoff Petrie were selected to represent Portland in the NBA All Star Game . . . Wicks, making his third straight All Star appearance, scored 16 points, and Petrie, in his second All Star Game, eight points . . . Larry Steele was the NBA leader in steals with 217 (a 2.68 per game average) . . . With Steele leading the way, Portland topped the league in swipes with 797.

CHANGES --- KEY ROSTER MOVES: Acquired John Johnson, Rick Roberson and a 1973 1st round draft pick (Barry Parkhill, Virginia) from Cleveland in exchange for 973 1st round and 3rd round draft picks; Traded Rick Adelman to Chicago for cash and a 1974 2nd round draft choice (Phil Lumpkin).

Overall record: 27-55 (16th in league, 9th in conference, 5th in division)
Home record: 22-19 (tie, 11th in league), Road record: 5-36 (16th in league)

1973-74 PORTLAND TRAIL BLAZERS STATISTICS

	G	St	Min	FG	FGA	Pct.	FT	FTA	Pct.	Off	Def	Reb	Ast.	PF-DQ	Stl	Blk	Pts	Avg.
Geoff Petrie	73	73	2800	740	1537	.481	291	341	.853	64	144	208	315	199-2	84	15	1771	24.3
Sidney Wicks	75	75	2853	685	1492	.459	314	412	.762	196	488	684	326	214-2	90	63	1684	22.5
John Johnson	69	65	2287	459	990	.464	212	261	.812	160	355	515	284	221-1	69	29	1130	16.4
Rick Roberson	69	63	2060	364	797	.457	205	316	.649	251	450	701	133	252-4	65	55	933	13.5
Larry Steele	81	80	2648	325	680	.478	135	171	.789	89	221	310	323	295-10	217	32	785	9.7
Lloyd Neal	80	20	1517	246	502	.490	117	168	.696	150	344	494	89	190-0	45	73	609	7.6
Bernie Fryer	80	12	1674	226	491	.460	107	135	.793	60	99	159	279	187-1	92	10	559	7.0
Ollie Johnson	79	16	1718	209	434	.482	77	94	.819	116	208	324	167	179-2	60	30	495	6.3
Dennis Layton*	22	0	327	55	112	.491	14	26	.538	7	26	33	51	45-0	9	1	124	5.6
Bob Verga	21	0	216	42	93	.452	20	32	.625	11	7	18	17	22-0	12	0	104	5.0
LaRue Martin	50	4	538	101	232	.435	42	66	.636	74	107	181	20	90-0	7	26	244	4.9
Charlie Davis*	8	0	90	14	40	.350	3	4	.750	2	9	11	11	7-0	2	0	31	3.9
Greg Smith	67	2	878	99	228	.434	48	79	.608	65	124	189	78	126-1	41	6	246	3.7
Mark Sibley	28	0	124	20	56	.357	6	7	.857	9	16	25	13	23-0	4	1	46	1.6
Portland	82		19730	3585	7684	.467	1591	2112	.753	1254	2598	3852	2106	2050-23	797	341	8761	106.8
Opponents	82		19730	3664	7571	.484	1825	2299	.794	1197	2678	3875	2308	1961-20	866	415	9153	111.6

* Did not complete season with Trail Blazers

1973-74

Date	Opponent	Score	Record	Home	Road	Scoring Leader	Rebounding Leader
1. 10/13	Capital	132-87	W	1-0	1-0	29 Petrie	17 Roberson
2. 10/19	K.C.-Omaha	111-99	W	2-0	2-0	25 Petrie	11 Wicks
3. 10/20	Seattle	123-108	W	3-0	3-0	32 Petrie	15 Neal
4. 10/23	@ Cleveland	96-103	L	3-1		0-1 22 Wicks	16 Neal
5. 10/24	@ Philadelphia	110-132	L	3-2		0-2 26 Petrie	12 Wicks
6. 10/26	Atlanta	127-110	W	4-2	4-0	30 Wicks	14 Wicks
7. 10/27	Detroit	98-111	L	4-3	4-1	37 Petrie	8 Neal
8. 10/28	@ Los Angeles	98-111	L	4-4		0-3 19 Neal, Layton	23 Neal
9. 10/30	Los Angeles	114-112	W	5-4	5-1	26 Petrie	15 Roberson
10. 11/3	New York	107-100	W	6-4	6-1	21 Neal, Wicks	13 Roberson
11. 11/9	Buffalo	122-108	W	7-4	7-1	31 Wicks	16 Roberson
12. 11/10	Chicago	104-106	L	7-5	7-2	27 Petrie	17 Roberson
13. 11/13	@ Milwaukee	100-108	L	7-6		0-4 23 Petrie	13 Roberson
14. 11/14	@ Detroit	111-108	W	8-6		1-4 36 Petrie	14 Roberson
15. 11/15	@ Atlanta	114-123	L	8-7		1-5 40 Petrie	12 J.Johnson
16. 11/17	@ Houston	96-87	W	9-7		2-5 23 Wicks	13 Wicks
17. 11/20	@ Chicago	101-106	L	9-8		2-6 29 Petrie	9 Roberson
18. 11/22	Seattle	131-125	W	10-8	8-2	43 Petrie	10 J.Johnson
19. 11/23	@ Seattle	106-127	L	10-9		2-7 16 Wicks	8 J.Johnson
20. 11/24	Los Angeles	108-125	L	10-10	8-3	27 Petrie	15 Wicks
21. 11/25	@ Los Angeles	109-137	L	10-11		2-8 23 Roberson	10 Neal
22. 11/29	@ Golden State	89-119	L	10-12		2-9 26 Wicks	10 Steele
23. 11/30	Phoenix	99-107	L	10-13	8-4	24 J.Johnson	12 J.Johnson
24. 12/1	Los Angeles	134-115	W	11-13	9-4	31 J.Johnson	14 Neal
25. 12/4	@ New York	100-113	L	11-14		2-10 28 Petrie	10 Roberson
26. 12/5	@ Buffalo	110-114	L	11-15		2-11 24 Wicks, Roberson	11 Roberson
27. 12/7	@ Milwaukee	86-116	L	11-16		2-12 21 Petrie	9 Neal
28. 12/8	@ Detroit	91-106	L	11-17		2-13 19 Steele	22 Wicks
29. 12/11	Capital	82-87	L	11-18	9-5	22 Wicks	19 Roberson
30. 12/13	@ Phoenix	119-108	W	12-18		3-13 25 Petrie	10 J.Johnson
31. 12/14	Golden State	109-101	W	13-18	10-5	25 Wicks	12 Roberson
32. 12/16	Milwaukee	98-121	L	13-19	10-6	26 J.Johnson	10 J.Johnson
33. 12/18	Phoenix	133-117	W	14-19	11-6	37 Petrie	15 Roberson
34. 12/21	Boston	120-124 (ot)	L	14-20	11-7	38 Petrie	12 J.Johnson, Wicks
35. 12/22	Philadelphia	110-105	W	15-20	12-7	26 Petrie	10 Wicks
36. 12/27	@ Golden State	118-117	W	16-20		4-13 31 Petrie	8 Roberson
37. 12/28	@ Seattle	93-110	L	16-21		4-14 25 Petrie	11 Wicks
38. 12/30	Chicago	99-92	W	17-21	13-7	24 J.Johnson	15 Roberson
39. 1/1	Buffalo	119-120	L	17-22	13-8	39 Petrie	14 Roberson
40. 1/4	Houston	113-119	L	17-23	13-9	32 J.Johnson	10 Roberson
41. 1/6	Golden State	106-105	W	18-23	14-9	26 Petrie, Wicks	14 Wicks
42. 1/8	K.C.-Omaha	129-110	W	19-23	15-9	27 Petrie, Wicks	15 Roberson
43. 1/13	@ K.C.-Omaha	99-103	L	19-24		4-15 23 Petrie	14 Wicks
44. 1/17	@ Atlanta	99-126	L	19-25		4-16 23 Wicks	11 Wicks
45. 1/19	@ Milwaukee	106-121	L	19-26		4-17 27 Wicks	7 Wicks
46. 1/20	@ Chicago	97-99	L	19-27		4-18 21 Wicks	8 Martin
47. 1/22	@ K.C.-Omaha	96-103	L	19-28		4-19 26 Wicks	10 Roberson
48. 1/23	@ Detroit	95-121	L	19-29		4-20 22 Verga	9 Wicks
49. 1/25	Cleveland	84-87	L	19-30	15-10	31 Wicks	14 Roberson
50. 1/29	Milwaukee	106-126	L	19-31	15-11	25 Wicks	14 Roberson
51. 1/31	@ Phoenix	100-112	L	19-32		4-21 38 Wicks	12 Wicks
52. 2/2	Seattle	102-97	W	20-32	16-11	26 Wicks	14 Wicks
53. 2/3	@ Los Angeles	91-124	L	20-33		4-22 24 Wicks	12 Wicks
54. 2/5	Detroit	102-104	L	20-34	16-12	27 Petrie	13 Roberson
55. 2/6	@ Seattle	94-107	L	20-35		4-23 28 Petrie	9 Roberson
56. 2/8	K.C.-Omaha	99-104	L	20-36	16-13	25 Wicks	14 Roberson
57. 2/10	Houston	106-112	L	20-37	16-14	27 J.Johnson	16 Roberson
58. 2/12	Phoenix	113-104	W	21-37	17-14	37 Roberson	10 Roberson
59. 2/15	Boston	104-106	L	21-38	17-15	27 Roberson, Fryer	16 Roberson
60. 2/16	Cleveland	101-106	L	21-39	17-16	22 Wicks	13 Wicks
61. 2/17	@ Phoenix	100-112	L	21-40		4-24 23 Wicks	11 Wicks
62. 2/19	@ New York	116-119 (ot)	L	21-41		4-25 34 Wicks	18 Roberson
63. 2/20	@ Capital	101-116	L	21-42		4-26 26 Wicks, Petrie	11 Wicks
64. 2/22	@ Chicago	100-117	L	21-43		4-27 22 Petrie	11 Wicks
65. 2/24	@ Houston	115-133	L	21-44		4-28 23 Petrie	7 Steele
66. 2/26	Philadelphia	110-118	L	21-45	17-17	32 Petrie	13 Roberson
67. 2/28	@ Golden State	109-129	L	21-46		4-29 32 Petrie	10 Roberson
68. 3/1	Chicago	95-91	W	22-46	18-17	33 Petrie	13 Neal
69. 3/3	Detroit	95-99	L	22-47	18-18	32 Petrie	12 Neal
70. 3/6	Los Angeles	107-102	W	23-47	19-18	28 Wicks	17 Neal
71. 3/9	@ Capital	103-106	L	23-48		4-30 22 Petrie	10 J.Johnson
72. 3/10	@ Buffalo	112-122	L	23-49		4-31 26 Petrie	12 Roberson
73. 3/12	@ Boston	93-110	L	23-50		4-32 32 J.Johnson	17 Roberson
74. 3/15	New York	107-105	W	24-50	20-18	29 Petrie	12 Wicks
75. 3/16	Atlanta	128-127	W	25-50	21-18	37 Petrie	10 Roberson
76. 3/18	@ K.C.-Omaha	105-114	L	25-51		4-33 31 Petrie	13 Roberson
77. 3/19	@ Cleveland	103-107	L	25-52		4-34 34 Petrie	12 J.Johnson
78. 3/20	@ Philadelphia	113-106	W	26-52		5-34 43 Petrie	13 J.Johnson
79. 3/22	@ Boston	118-126	L	26-53		5-35 23 Petrie	14 J.Johnson
80. 3/24	Milwaukee	110-120	L	26-54	21-19	26 Steele	10 Wicks
81. 3/26	@ Golden State	120-143	L	26-55		5-36 32 Petrie	13 J.Johnson
82. 3/27	Golden State	132-122	W	27-55	22-19	30 Wicks	13 Neal

1974-75



Left to right, first row: Phil Lumpkin, Lenny Wilkens, Tom Meschery, Ron Culp, John Johnson, Dan Anderson. Second row: Lloyd Neal, Barry Clemens, Sidney Wicks, Bill Walton, LaRue Martin, Geoff Petrie, Larry Steele, Greg Smith.

IN REVIEW --- Future Hall of Famer Lenny Wilkens took over the coaching reigns and guided the Trail Blazers to a 38 -44 finish, the best in the young franchise's first five seasons and just three victories shy of earning the club's first playoff appearance. The Blazers, 13 games under .500 on February 23 (24-37), came on strong to win 14 of their last 21 and just miss a post-season berth. They launched the late run by winning six straight, at the time the longest victory streak in club history. Portland opened the year with a thrilling 131-129 four-overtime victory over Cleveland at home and closed it out with three straight wins, including 124-106 and 126-97 romps over the Lakers. Wilkens, who was player-coach and appeared in 65 games, saw his final NBA action wearing a Blazers uniform on April 6, 1975, when he scored 15 points and dishing out six assists in a 29-point win over the Lakers. In all, he averaged 16.5 ppg in 1,077 games over 15 seasons for four different teams. The 1974-75 season also marked the arrival on the Portland scene of another future Hall of Famer, Bill Walton. The three-time College Player of the Year from UCLA was taken as the No. 1 choice in the 1974 NBA Draft by the Blazers. However, injuries kept the big redhead on the bench for all but 35 games of his rookie season. In those outings, he averaged 12.8 ppg and 12.6 rpg. Sidney Wicks was Portland's leader with 21.7 ppg and 10.7 rpg while starting all 82 games. In a 117-116 OT win over the Lakerson February 26, he pulled down a club-record 27 rebounds.

HONORS --- Sidney Wicks was selected to play in his fourth straight NBA All-Star Game . . . He scored 16 points and had nine rebounds . . . Wicks finished 12th in NBA race with a 21.7 ppg . . . Larry Steele was third in steals with a 2.41 per game average . . . The Blazers as a team led the league in field goal accuracy, shooting .480, and in assists, averaging 26.9 per game.

CHANGES --- Lenny Wilkens was named head coach on May 24, succeeding Jack McCloskey . . . Tom Meschery became an assistant coach . . . Ron Culp was named trainer, succeeding Leo Marty. . . Larry Weinberg became president on January 7 . . . **KEY DRAFT PICKS:** Bill Walton, UCLA (1st round) . . . **KEY ROSTER MOVES:** Traded Rick Roberson to New Orleans for Barry Clemens.


Overall record: 38-44 (12th in league, tie, 6th in conference, 3rd in division)
Home record: 28-15 (8th in league) Road record: 10-31 (tie, 14th in league)

1974-75 PORTLAND TRAIL BLAZERS STATISTICS

	G	St	Min	FG	FGA	Pct.	FT	FTA	Pct.	Off	Def	Reb	Ast.	PF-DQ	Stl	Blk	Pts	Avg.
Sidney Wicks	82	82	3162	692	1391	.497	394	558	.706	231	646	877	287	289-5	108	80	1778	21.7
Geoff Petrie	80	80	3109	602	1319	.456	261	311	.839	38	171	209	424	215-1	81	13	1465	18.3
John Johnson	80	74	2540	527	1082	.487	236	301	.784	162	339	501	240	249-3	75	39	1290	16.1
Bill Walton	35	28	1153	177	345	.513	94	137	.686	92	349	441	167	115-4	29	94	448	12.8
Lloyd Neal	82	31	2278	409	869	.471	189	295	.641	186	501	687	139	239-2	43	87	1007	12.3
Larry Steele	76	63	2389	265	484	.548	122	146	.836	86	140	226	287	254-6	183	16	652	8.6
LaRue Martin	81	27	1372	236	522	.452	99	142	.697	136	272	408	69	239-5	33	49	571	7.0
Lenny Wilkens	65	13	1161	134	305	.439	152	198	.768	38	82	120	235	96-1	77	9	420	6.5
Barry Clemens	77	4	952	168	355	.473	45	60	.750	33	128	161	76	139-0	68	2	381	4.9
Phil Lumpkin	48	8	792	86	190	.453	30	39	.769	10	49	59	177	80-1	20	3	202	4.2
Greg Smith	55	0	519	71	146	.486	32	48	.667	29	60	89	27	96-1	22	6	174	3.2
Dan Anderson	43	0	453	47	105	.448	26	30	.867	8	21	29	81	44-0	16	1	120	2.8
Portland	82		19880	3414	7113	.480	1680	2265	.742	1049	2758	3807	2209	2055-29	755	399	8508	103.8
Opponents	82		19880	3379	7502	.450	1714	2178	.787	1207	2572	3779	2090	2085-34	927	383	8472	103.3

1974-75

Date	Opponent	Score	Record	Home	Road	Scoring Leader	Rebounding Leader
1. 10/18	Cleveland	131-129 (4ot)	W	1-0	1-0	29 Wicks,J.Johnson	24 Walton
2. 10/19	Detroit	99-122	L	1-1	1-1	27 J.Johnson	13 Walton
3. 10/22	@ Golden State	107-106	W	2-1	1-0	27 Petrie	20 Walton
4. 10/23	@ Seattle	97-107	L	2-2	1-1	24 Petrie	17 Walton
5. 10/25	Golden State	97-99	L	2-3	1-2	27 Wicks	25 Walton
6. 10/27	Seattle	120-94	W	3-3	2-2	28 J.Johnson	17 Walton
7. 10/29	LA Lakers	102-105	L	3-4	2-3	24 Wicks	16 Walton
8. 11/1	Buffalo	113-106	W	4-4	3-3	27 Wicks	14 Walton
9. 11/3	Golden State	100-109	L	4-5	3-4	21 Wicks	21 Walton
10. 11/6	@ Boston	110-128	L	4-6	1-2	26 Wicks	11 Walton
11. 11/8	@ Philadelphia	89-105	L	4-7	1-3	23 Wicks	12 Wicks
12. 11/9	@ Atlanta	119-115	W	5-7	2-3	28 Petrie	11 Walton
13. 11/10	@ New Orleans	101-102	L	5-8	2-4	25 Walton	16 Walton
14. 11/12	New York	105-103	W	6-8	4-4	26 J.Johnson	12 Wicks
15. 11/14	Atlanta	104-92	W	7-8	5-4	22 Petrie	16 J.Johnson
16. 11/16	LA Lakers	112-99	W	8-8	6-4	26 Wicks	15 Neal
17. 11/19	Chicago	98-92 (ot)	W	9-8	7-4	25 Wicks	18 Wicks
18. 11/22	Washington	99-117	L	9-9	7-5	22 Wicks	10 Walton
19. 11/23	Seattle	110-117	L	9-10	7-6	20 Petrie	16 Neal
20. 11/27	Houston	111-97	W	10-10	8-6	32 J.Johnson	17 Neal
21. 11/28	@ Phoenix	88-85	W	11-10	3-4	29 Wicks	17 Wicks
22. 11/30	New Orleans	117-85	W	12-10	9-6	23 J.Johnson, Neal	15 Neal
23. 12/3	@ Chicago	91-96	L	12-11	3-5	21 J.Johnson	20 Wicks
24. 12/4	@ Washington	87-114	L	12-12	3-6	23 Wicks	12 Wicks
25. 12/6	@ Buffalo	105-114	L	12-13	3-7	24 J.Johnson	13 J.Johnson
26. 12/7	@ New York	112-120	L	12-14	3-8	37 Petrie	11 Neal
27. 12/10	Atlanta	103-107	L	12-15	9-7	27 Petrie	16 Martin
28. 12/11	@ Phoenix	100-104	L	12-16	3-9	31 Wicks	10 J.Johnson
29. 12/15	LA Lakers	100-97	W	13-16	10-7	24 Wicks,Clemens	15 Wicks
30. 12/17	Milwaukee	119-103	W	14-16	11-7	25 Wicks	19 Wicks
31. 12/21	Detroit	108-97	W	15-16	12-7	27 Wicks,J.Johnson	9 Wicks,Martin
32. 12/22	@ LA Lakers	102-115	L	15-17	3-10	27 J.Johnson	16 Wicks
33. 12/26	@ Golden State	101-112	L	15-18	3-11	23 Wicks	12 Wicks,Neal
34. 12/29	K.C.-Omaha	99-103	L	15-19	12-8	25 Wicks	11 Neal
35. 1/1	Boston	94-108	L	15-20	12-9	23 Wicks	17 Wicks
36. 1/3	Seattle	93-98	L	15-21	12-10	24 Wicks	14 Wicks
37. 1/5	New Orleans	111-102	W	16-21	13-10	24 Wicks	19 Wicks
38. 1/7	New York	106-92	W	17-21	14-10	22 Neal	14 Wicks
39. 1/10	@ Phoenix	113-110	W	18-21	4-11	33 Wicks	11 Wicks
40. 1/16	@ Cleveland	81-89	L	18-22	4-12	17 Petrie	9 Wicks
41. 1/17	@ Houston	127-106	W	19-22	5-12	27 Petrie	11 Walton
42. 1/19	@ Milwaukee	108-122	L	19-23	5-13	31 Wicks	14 Wicks
43. 1/21	@ K.C.-Omaha	106-109	L	19-24	5-14	20 Steele	12 Wicks
44. 1/22	@ Detroit	94-96	L	19-25	5-15	25 Walton	11 Walton
45. 1/24	Philadelphia	119-97	W	20-25	15-10	18 Petrie	13 Walton
46. 1/25	@ Golden State	109-114 (ot)	L	20-26	5-16	22 Petrie,Wicks	20 Walton
47. 1/26	Golden State	128-113	W	21-26	16-10	29 Petrie	12 Walton
48. 1/28	Phoenix	115-107	W	22-26	17-10	36 Wicks	13 Walton
49. 1/31	@ Seattle	103-106	L	22-27	5-17	22 Petrie	16 Walton,Wicks
50. 2/1	Seattle	91-93	L	22-28	17-11	19 Neal	15 Walton
51. 2/4	@ Chicago	90-102	L	22-29	5-18	21 J.Johnson	13 Walton
52. 2/5	@ K.C.-Omaha	82-90	L	22-30	5-19	20 Petrie	14 Walton
53. 2/6	@ Cleveland	90-98	L	22-31	5-20	25 Petrie,Wicks	8 Martin
54. 2/8	Washington	100-96	W	23-31	18-11	26 J.Johnson	11 Walton
55. 2/9	Houston	92-100	L	23-32	18-12	20 Wicks	9 Walton
56. 2/14	@ Seattle	90-88	W	24-32	6-20	20 J.Johnson	13 Wicks
57. 2/15	Boston	100-102	L	24-33	18-13	26 J.Johnson	10 Neal
58. 2/18	@ Houston	83-107	L	24-34	6-21	18 Wicks	10 Walton
59. 2/20	@ New Orleans	102-114	L	24-35	6-22	25 Wicks	12 Neal
60. 2/21	@ Buffalo	106-116	L	24-36	6-23	23 Wicks	6 Neal
61. 2/23	@ Washington	98-113	L	24-37	6-24	21 Neal	11 Neal
62. 2/25	Philadelphia	99-77	W	25-37	19-13	25 Wicks	15 Wicks
63. 2/26	@ LA Lakers	117-116 (2ot)	W	26-37	7-24	27 Neal	27 Wicks
64. 3/1	Golden State	122-86	W	27-37	20-13	28 Neal	14 Wicks,Neal
65. 3/4	Cleveland	117-98	W	28-37	21-13	24 Wicks	13 Neal
66. 3/7	Phoenix	120-98	W	29-37	22-13	35 Wicks	13 Wicks
67. 3/8	Chicago	88-82	W	30-37	23-13	29 Petrie	14 Neal
68. 3/12	@ Philadelphia	88-91	L	30-38	7-25	25 Wicks	13 Wicks
69. 3/13	@ New York	103-116	L	30-39	7-26	26 Wicks	11 Neal
70. 3/14	@ Boston	98-103	L	30-40	7-27	24 J.Johnson	11 Neal
71. 3/16	Buffalo	102-95	W	31-40	24-13	27 Wicks	14 Wicks
72. 3/18	Milwaukee	95-89	W	32-40	25-13	21 Wicks	15 Neal
73. 3/20	@ Golden State	95-97	L	32-41	7-28	20 Wicks,J.John.,Wilkins	9 Wicks,Neal,Wilk.,Petrie
74. 3/21	@ Phoenix	112-108	W	33-41	8-28	23 Wicks	10 Neal
75. 3/22	Phoenix	94-92	W	34-41	26-13	29 Neal	10 Neal
76. 3/25	@ Atlanta	105-89	W	35-41	9-28	24 Wicks	14 Wicks
77. 3/26	@ Detroit	107-110	L	35-42	9-29	31 Wicks	12 Wicks
78. 3/28	@ Milwaukee	105-128	L	35-43	9-30	23 Steele	13 Neal
79. 3/30	@ Seattle	88-98	L	35-44	9-31	24 J.Johnson	11 Wicks
80. 4/1	@ LA Lakers	124-106	W	36-44	10-31	22 Wicks,Petrie	19 Wicks
81. 4/4	K.C.-Omaha	116-110	W	37-44	27-13	31 Petrie	12 Neal
82. 4/6	LA Lakers	126-97	W	38-44	28-13	21 Neal	14 Neal,Wicks



Left to right, first row: Larry Weinberg, Harry Glickman, Bob Gross, Lionel Hollins, Dan Anderson, Geoff Petrie, Lenny Wilkens, Tom Meschery. Second row: Lloyd Neal, Barry Clemens, Sidney Wicks, Bill Walton, LaRue Martin, Steve Hawes, Steve Jones, Larry Steele. Third row: Bill Schonely, John White, Dr. Robert Cook, Ron Culp, Stu Inman, Wally Scales, Dr. Larry Mudrick, George Rickles, Berlyn Hodges.

IN REVIEW --- After coming close to securing a playoff berth the previous season, the Trail Blazers won one less game than 1974-75 (37-45) and finished fifth in the Pacific Division, six games out of contention for post-season action. Injuries to key players, particularly Bill Walton and Lloyd Neal, helped frustrate Coach Lenny Wilkens efforts to build on the advances made during 1974-75. Walton sat out 31 games with ankle problems and Portland was 11-20 in those games. With Walton back in action, the Blazers surged in mid-season, winning seven in a row and 10 of 12, including three out of five on a tough Eastern road swing. That pulled them within four games of .500---23-27---on February 6, but injuries again forced Wilkens to scramble for starters and the team lost seven of its next eight. During the stretch when the Blazers were 12-2, Walton averaged 21.1 points and 17.8 rebounds, including a 36-point, 22-rebound game in a victory at Atlanta and 27 points and 22 rebounds in a 23-point win over the Lakers nine nights later. Sidney Wicks led the Blazers in scoring for the season, averaging 19.1 ppg with Geoff Petrie (18.9 ppg) and Walton (18.1 ppg) right behind. Walton topped rebounders with a 13.0 average.

HONORS --- Larry Steele finished third in the NBA in steals (2.41 per game), Lloyd Neal was 10th in blocked shots (1.57 per game) and Sidney Wicks 12th in scoring (19.1 ppg).

CHANGES --- KEY DRAFT PICKS: Lionel Hollins, Arizona State (1st round), Bob Gross, Long Beach State (2nd) . . . **KEY ROSTER MOVES:** Acquired Steve Jones from Golden State in exchange for a 1976 6th round pick; Traded John Johnson to Houston for Steve Hawes

Overall record: 37-45 (14th in league, 6th in conference, 5th in division)
Home record: 26-15 (11th in league), Road record: 11-30 (14th in league);

1975-76 PORTLAND TRAIL BLAZERS STATISTICS

	G	St	Min	FG	FGA	Pct.	FT	FTA	Pct.	Off	Def	Reb	Ast.	PF-DQ	Stl	Blk	Pts	Avg.
Sidney Wicks	79	78	3044	580	1201	.483	345	512	.674	245	467	712	244	250-5	77	53	1505	19.1
Geoff Petrie	72	72	2557	543	1177	.461	277	334	.829	38	130	168	330	194-0	82	5	1363	18.9
Bill Walton	51	42	1687	345	732	.471	133	228	.583	132	549	681	220	144-3	49	82	823	16.1
Lloyd Neal	68	59	2320	435	904	.481	186	268	.694	145	440	585	118	254-4	53	107	1056	15.5
John Johnson*	9	0	212	41	88	.466	23	27	.852	13	27	40	20	31-1	7	8	105	11.7
Lionel Hollins	74	30	1891	311	738	.421	178	247	.721	39	136	175	306	235-5	131	28	800	10.8
Larry Steele	81	72	2382	322	651	.495	154	203	.759	77	215	292	324	289-8	170	19	798	9.9
Steve Hawes	66	25	1360	194	390	.497	87	120	.725	166	313	479	105	163-5	44	25	475	7.2
Bob Gross	76	13	1474	209	400	.523	97	142	.683	138	169	307	163	186-3	91	43	515	6.8
Steve Jones	64	0	819	168	380	.442	78	94	.83	13	62	75	63	96-0	17	6	414	6.5
LaRue Martin	63	16	889	109	302	.361	57	77	.74	68	243	311	72	126-1	6	23	275	4.4
Dan Anderson	52	1	614	88	181	.486	51	61	.836	15	47	62	85	58-0	20	2	227	4.4
Barry Clemens	49	2	443	70	143	.490	31	35	.886	27	43	70	33	57-0	27	7	171	3.5
Greg Lee*	5	0	35	2	4	.500	2	2	1.000	0	2	2	11	6-0	2	0	6	1.2
Greg Smith*	1	0	3	0	1	.000	0	0	.000	0	0	0	0	2-0	0	0	0	0.0
Portland	82		19730	3417	7292	0.469	1699	2350	.723	1116	2843	3959	2094	2091-35	776	408	8533	104.1
Opponents	82		19730	3405	7531	0.452	1825	2333	.782	1121	2657	3778	1920	2128-29	917	386	8635	105.3

* Did not complete season with Trail Blazers

1975-76

Date	Opponent	Score		Record	Home	Road	Scoring Leader	Rebounding Leader
1. 10/24	@ Seattle	97-105	L	0-1		0-1	25 Petrie	12 Wicks
2. 10/25	Phoenix	88-89	L	0-2	0-1		33 Walton	18 Wicks, Walton
3. 10/28	@ New Orleans	90-99	L	0-3		0-2	24 Petrie	13 Walton
4. 10/31	@ Boston	94-112	L	0-4		0-3	26 Walton	12 Walton
5. 11/1	@ Milwaukee	113-97	W	1-4		1-3	25 Neal	15 Neal
6. 11/4	Atlanta	97-98	L	1-5	0-2		24 Petrie	10 Wicks
7. 11/7	Kansas City	92-88	W	2-5	1-2		18 J.Johnson	18 Martin
8. 11/9	New York	115-96	W	3-5	2-2		24 Petrie	22 Martin
9. 11/11	New Orleans	106-104	W	4-5	3-2		19 Petrie, J.Johnson	16 Walton
10. 11/14	Chicago	93-89	W	5-5	4-2		31 Neal	19 Walton
11. 11/15	Cleveland	95-99	L	5-6	4-3		25 Neal	17 Walton
12. 11/18	@ New York	92-101	L	5-7		1-4	20 Petrie	12 Walton
13. 11/19	@ Detroit	114-120	L	5-8		1-5	24 Neal	15 Neal, Hawes
14. 11/21	@ Philadelphia	111-131	L	5-9		1-6	20 Neal	11 Neal
15. 11/22	@ Buffalo	109-104	W	6-9		2-6	28 Neal, Petrie	8 Neal
16. 11/26	LA Lakers	118-101	W	7-9	5-3		29 Wicks	15 Walton
17. 11/28	@ Phoenix	101-110	L	7-10		2-7	23 Petrie	15 Neal
18. 11/29	Buffalo	130-115	W	8-10	6-3		32 Petrie	10 Neal, Walton
19. 11/30	@ Los Angeles	109-116	L	8-11		2-8	21 Petrie, Neal	17 Walton
20. 12/2	@ Cleveland	80-91	L	8-12		2-9	20 Hollins	13 Walton
21. 12/3	@ Milwaukee	92-114	L	8-13		2-10	17 Anderson	11 Martin
22. 12/4	@ Atlanta	87-94	L	8-14		2-11	24 Walton	20 Walton
23. 12/6	@ Chicago	90-77	W	9-14		3-11	24 Wicks	22 Walton
24. 12/9	Washington	95-116	L	9-15	6-4		23 Petrie	12 Wicks
25. 12/11	@ Golden State	89-101	L	9-16		3-12	16 Steele	12 Hawes
26. 12/13	Detroit	101-91	W	10-16	7-4		21 Hawes	14 Hawes
27. 12/14	Phoenix	96-105	L	10-17	7-5		24 Neal	12 Hawes, Wicks
28. 12/16	Philadelphia	98-105	L	10-18	7-6		28 Petrie	14 Wicks
29. 12/20	New Orleans	97-105	L	10-19	7-7		22 Petrie	13 Neal
30. 12/21	Golden State	102-108	L	10-20	7-8		20 Wicks	14 Hawes
31. 12/23	Seattle	125-100	W	11-20	8-8		31 Petrie	11 Wicks
32. 12/26	@ LA Lakers	95-104	L	11-21		3-13	34 Petrie	16 Wicks
33. 12/28	Golden State	96-92	W	12-21	9-8		24 Petrie	14 Wicks
34. 1/1	Houston	107-110	L	12-22	9-9		30 Walton	17 Walton
35. 1/3	Boston	125-97	W	13-22	10-9		24 Wicks	15 Wicks
36. 1/4	@ LA Lakers	101-110	L	13-23		3-14	30 Steele	13 Walton
37. 1/6	New York	97-112	L	13-24	10-10		18 Wicks, Walton	9 Walton, Wicks
38. 1/10	@ Houston	94-105	L	13-25		3-15	18 Wicks, Hollins	12 Walton
39. 1/11	@ Atlanta	116-109	W	14-25		4-15	36 Walton	22 Walton
40. 1/13	@ Boston	94-106	L	14-26		4-16	32 Walton	19 Walton
41. 1/16	@ Detroit	111-104	W	15-26		5-16	26 Steele	14 Walton
42. 1/17	@ Kansas City (O)	102-94	W	16-26		6-16	23 Neal	20 Walton
43. 1/20	@ New York	104-107	L	16-27		6-17	23 S.Jones	19 Walton
44. 1/23	LA Lakers	119-96	W	17-27	11-10		27 Walton	22 Walton
45. 1/24	@ Golden State	125-123 (ot)	W	18-27		7-17	30 Petrie	26 Walton
46. 1/27	Washington	118-105	W	19-27	12-10		23 Wicks	21 Walton
47. 1/28	Seattle	124-104	W	20-27	13-10		26 Petrie	15 Wicks
48. 1/30	@ LA Lakers	121-113	W	21-27		8-17	30 Petrie, Wicks	13 Walton
49. 2/1	Milwaukee	107-97	W	22-27	14-10		26 Petrie, Wicks	16 Walton
50. 2/6	@ Seattle	109-100	W	23-27		9-17	25 Wicks	11 Wicks
51. 2/8	Golden State	105-109	L	23-28	14-11		24 Gross	17 Walton, Gross
52. 2/11	@ Philadelphia	106-118	L	23-29		9-18	35 Wicks	16 Hawes
53. 2/12	@ Washington	81-92	L	23-30		9-19	14 Martin, Anderson	15 Martin
54. 2/14	Seattle	108-122	L	23-31	14-12		29 Petrie	10 Martin
55. 2/15	Boston	109-105	W	24-31	15-12		22 Petrie	13 Hawes
56. 2/17	@ Buffalo	113-116	L	24-32		9-20	24 Petrie, Wicks	10 Steele
57. 2/19	@ Cleveland	94-112	L	24-33		9-21	23 Wicks	12 Hawes, Wicks
58. 2/20	@ Chicago	74-130	L	24-34		9-22	17 Hollins	11 Martin
59. 2/21	@ Kansas City	116-97	W	25-34		10-22	27 Wicks	12 Wicks
60. 2/24	Philadelphia	102-106	L	25-35	15-13		28 Petrie	16 Hawes
61. 2/28	Kansas City	119-105	W	26-35	16-13		28 Wicks	14 Hawes
62. 2/1	Atlanta	102-98	W	27-35	17-13		20 Wicks, Petrie	13 Hawes, Wicks
63. 3/2	Chicago	116-105	W	28-35	18-13		29 Petrie	13 Hawes, Neal
64. 3/5	Cleveland	100-113	L	28-36	18-14		27 Petrie	14 Hawes
65. 3/6	Phoenix	118-99	W	29-36	19-14		32 Petrie	13 Hawes
66. 3/7	@ Phoenix	84-106	L	29-37		10-23	20 Wicks	7 Hawes
67. 3/10	@ Houston	110-113	L	29-38		10-24	22 Wicks	7 Hawes
68. 3/12	@ New Orleans	101-110	L	29-39		10-25	25 Wicks	10 Hawes
69. 3/14	Detroit	114-103	W	30-39	20-14		25 Petrie	14 Neal
70. 3/16	Buffalo	95-112	L	30-40	20-15		28 Petrie	11 Walton
71. 3/19	Houston	111-105	W	31-40	21-15		27 Wicks	11 Neal
72. 3/23	Milwaukee	100-97 (ot)	W	32-40	22-15		25 Wicks, Neal	14 Neal, Hawes
73. 3/25	@ Washington	108-105	W	33-40		11-25	25 Wicks	13 Wicks
74. 3/27	@ Detroit	94-112	L	33-41		11-26	21 Wicks	10 Wicks, Walton
75. 3/28	@ Milwaukee	100-115	L	33-42		11-27	16 Wicks	10 Wicks, Walton
76. 3/30	Kansas City	114-113	W	34-42	23-15		34 Wicks	7 Wicks, Hawes
77. 4/2	@ Phoenix	103-106	L	34-43		11-28	25 Walton, Steele	9 Wicks, Walton
78. 4/3	Phoenix	112-97	W	35-43	24-15		25 Neal	10 Walton
79. 4/6	LA Lakers	106-104	W	36-43	25-15		26 Walton	10 Walton, Wicks
80. 4/8	@ Golden State	106-121	L	36-44		11-29	21 Wicks	17 Walton
81. 4/9	Chicago	100-88	W	37-44	26-15		17 Steele	11 Walton
82. 4/11	@ Seattle	131-132	L	37-45		11-30	33 Walton	15 Hawes

(O) - Game on 1/17/76 was played in Omaha.



Left to right, first row: Larry Weinberg, Harry Glickman, Herm Gilliam, Dave Twardzik, Johnny Davis, Lionel Hollins, Jack Ramsay, Jack McKinney. Second row: Lloyd Neal, Larry Steele, Corky Calhoun, Bill Walton, Maurice Lucas, Wally Walker, Robin Jones, Bob Gross. Third row: Bill Schonely, Dr. Robert Cook, Ron Culp, Wally Scales, Dr. Larry Mudrick, George Rickles, Berlyn Hodges.

IN REVIEW --- Blazermania is born. The Trail Blazers crowned a storybook season by besting favored Philadelphia to win the NBA Championship, a first-ever world title for Portland. The capper came June 5 in Memorial Coliseum when Coach Jack Ramsay's club pulled out a 109-107 thriller in the sixth and deciding game. The Blazers became only the second team in NBA history to go all the way in their first trip to the playoffs. Portland, with the third best regular season record in the west, opened post-season play by getting past Chicago in a tough best-of-three series, then took Denver in six games in the conference semifinals. Next, the Blazers swept the LA Lakers, the team with the league's best regular season record, in four games. That set up the showdown with Julius Erving and the Sixers. Philadelphia won the first two matchups. But Portland took the next four to become only the second team in history to win a title after starting out 0-2.

HONORS --- Bill Walton was NBA Finals MVP . . . Among his contributions was a 20 points, 23 rebounds and 8 blocked shots in the title contest, the latter an NBA Finals record . . . Walton was named to the All-NBA 2nd team, and was a 1st team pick on the All-Defensive team . . . He led the league in rebounding (14.4 rpg) and blocked shots (3.25 bpg) . . . Bobby Gross was seventh in FG percentage (.529) and Walton right behind in eighth (.528) . . . Maurice Lucas was ninth in rebounding (11.4 rpg) and Lionel Hollins seventh in steals (2.18 spg).

CHANGES --- Jack Ramsay was named head coach on June 1, replacing Lenny Wilkens . . . Jack McKinney became assistant coach . . . **KEY DRAFT PICKS:** Wally Walker, Virginia (1st round), Johnny Davis, Dayton (3rd); Maurice Lucas, ABA Dispersal Draft (1st round). . . **KEY ROSTER MOVES:** Signed free agents Dave Twardzik, Corky Calhoun and Robin Jones; Acquired Herm Gilliam from Seattle for cash; Traded Geoff Petrie and Steve Hawes to Atlanta for 2nd pick in ABA Dispersal Draft (Maurice Lucas); Sold Sidney Wicks to Boston; Traded Moses Malone to Buffalo for a 1978 1st round draft pick.

Overall record: 49-33 (tie, 4th in league, 3rd in conference, 2nd in division)
 Home record: 35-6 (1st in league), Road record: 14-27 (tie, 7th in league)
 Western Conference, NBA Champions (overall playoff record 14-5)

1976-77 PORTLAND TRAIL BLAZERS STATISTICS

	G	St	Min	FG	FGA	Pct.	FT	FTA	Pct.	Off	Def	Reb	Ast.	PF-DQ	Stl	Blk	Pts	Avg.
Maurice Lucas	79	79	2863	632	1357	.466	335	438	.765	271	628	899	229	294-6	83	56	1599	20.2
Bill Walton	65	65	2264	491	930	.528	228	327	.697	211	723	934	245	174-5	66	211	1210	18.6
Lionel Hollins	76	65	2224	452	1046	.432	215	287	.749	52	158	210	313	265-5	166	38	1119	14.7
Bob Gross	82	81	2232	376	711	.529	183	215	.851	173	221	394	242	255-7	107	57	935	11.4
Larry Steele	81	9	1680	326	652	.500	183	227	.806	71	117	188	172	216-3	118	13	835	10.3
Dave Twardzik	74	74	1937	263	430	.612	239	284	.842	75	127	202	247	228-6	128	15	765	10.3
Herm Gilliam	80	14	1665	326	744	.438	92	120	.767	64	137	201	170	168-1	76	6	744	9.3
Johnny Davis	79	3	1451	234	531	.441	166	209	.794	62	64	126	148	128-1	41	11	634	8.0
Lloyd Neal	58	5	955	160	340	.471	77	114	.675	87	168	255	58	148-0	8	35	397	6.8
Robin Jones	63	15	1065	139	299	.465	66	109	.606	103	193	296	80	124-3	37	38	344	5.5
Wally Walker	66	0	627	137	305	.449	67	100	.670	45	63	108	51	92-0	14	2	341	5.2
Corky Calhoun	70	0	743	85	183	.464	66	85	.776	40	104	144	35	123-1	24	8	236	3.4
Clyde Mayes*	5	0	24	2	9	.222	0	0	---	6	0	6	0	5-0	0	2	4	0.8
Portland	82		19730	3623	7537	.481	1917	2515	.762	1260	2703	3963	1990	2220-38	868	492	9163	111.7
Opponents	82		19730	3408	7404	.460	1889	2514	.751	1197	2510	3707	1817	2242-37	840	478	8705	106.2

* Did not complete season with Trail Blazers

1976-77

Date	Opponent	Score	Record	Home	Road	Scoring Leader	Rebounding Leader
1. 10/23	NY Nets	114-104	W	1-0	1-0	24 Lucas	18 Lucas
2. 10/26	Golden State	110-96	W	2-0	2-0	21 Walton	19 Walton
3. 10/28	@ Golden State	92-112	L	2-1	0-1	21 Walton	17 Walton
4. 10/30	Detroit	131-97	W	3-1	3-0	24 Lucas	14 Walton
5. 11/2	Atlanta	129-116	W	4-1	4-0	22 Walton	22 Walton
6. 11/5	Philadelphia	146-104	W	5-1	5-0	26 Walton	16 Walton
7. 11/7	NY Knicks	119-93	W	6-1	6-0	22 Gross	12 Walton
8. 11/9	Kansas City	119-102	W	7-1	7-0	22 Hollins	18 Walton
9. 11/11	@ Atlanta	105-107	L	7-2	0-2	28 Walton	18 Walton
10. 11/13	@ San Antonio	101-113	L	7-3	0-3	18 Walton	19 Walton
11. 11/16	@ New Orleans	98-100	L	7-4	0-4	21 Walton	13 Lucas
12. 11/19	Milwaukee	124-111	W	8-4	8-0	27 Walton	15 Walton
13. 11/21	Buffalo	121-98	W	9-4	9-0	19 Twardzik	19 Walton
14. 11/24	Chicago	117-115 (ot)	W	10-4	10-0	25 Lucas	16 Walton, Lucas
15. 11/26	@ LA Lakers	96-99	L	10-5	0-5	26 Walton	21 Walton
16. 11/27	Washington	103-95	W	11-5	11-0	30 Lucas	18 Walton
17. 11/28	Indiana	145-115	W	12-5	12-0	25 Lucas	13 Walton
18. 11/30	@ Milwaukee	106-115	L	12-6	0-6	26 Walton	13 Walton, Lucas
19. 12/1	@ Indiana	101-100	W	13-6	1-6	23 Lucas	18 Walton
20. 12/3	@ Phoenix	113-99	W	14-6	2-6	24 Walton	17 Walton
21. 12/4	Milwaukee	112-108	W	15-6	13-0	25 Walton	15 Walton
22. 12/5	Cleveland	93-89	W	16-6	14-0	22 Lucas	18 Walton
23. 12/7	@ NY Knicks	111-94	W	17-6	3-6	22 Lucas	15 Walton
24. 12/8	@ Boston	95-104	L	17-7	3-7	25 Lucas	12 Lucas
25. 12/10	@ Buffalo	103-102	W	18-7	4-7	18 Walton	15 Walton
26. 12/11	@ Philadelphia	107-108	L	18-8	4-8	30 Walton	19 Walton
27. 12/14	Houston	104-84	W	19-8	15-0	22 Gross	12 Walton
28. 12/17	Denver	127-105	W	20-8	16-0	22 Walton	16 Walton
29. 12/18	LA Lakers	111-115 (ot)	L	20-9	16-1	28 Walton	26 Walton
30. 12/21	Kansas City	99-94	W	21-9	17-1	24 Walton	17 Walton
31. 12/25	Seattle	110-95	W	22-9	18-1	26 Walton	17 Walton
32. 12/26	@ Seattle	87-89	L	22-10	4-9	26 Walton	18 Walton
33. 12/28	@ Chicago	84-79	W	23-10	5-9	29 Walton	19 Walton
34. 12/29	@ Detroit	111-120	L	23-11	5-10	20 Hollins	15 Walton
35. 12/30	@ Milwaukee	107-127	L	23-12	5-11	20 Davis	12 Neal
36. 1/1	Chicago	89-92	W	24-12	19-1	20 Neal	13 Lucas
37. 1/2	@ LA Lakers	99-104	L	24-13	5-12	31 Lucas	10 Lucas
38. 1/4	Boston	128-84	W	25-13	20-1	21 Hollins	15 Walton
39. 1/7	New Orleans	130-118	W	26-13	21-1	19 Lucas, Davis	11 Lucas
40. 1/9	San Antonio	150-113	W	27-13	22-1	22 Twardzik	15 Walton
41. 1/11	NY Knicks	131-111	W	28-13	23-1	36 Lucas	16 Lucas
42. 1/14	@ Boston	107-92	W	29-13	6-12	16 Walton, Gross	17 Walton
43. 1/15	@ Washington	107-113	L	29-14	6-13	18 Walton	18 Walton
44. 1/16	@ Atlanta	120-125	L	29-15	6-14	28 Steele	14 Lucas
45. 1/18	@ NY Nets	109-94	W	30-15	7-14	21 Lucas	15 Walton
46. 1/20	@ Cleveland	99-91	W	31-15	8-14	32 Lucas	13 Walton
47. 1/22	@ Houston	107-110	L	31-16	8-15	22 Lucas	19 Lucas
48. 1/23	@ San Antonio	118-123	L	31-17	8-16	28 Walton	11 Walton
49. 1/26	@ Denver	107-102	W	32-17	9-16	22 Lucas	14 Lucas
50. 1/27	San Antonio	112-104	W	33-17	24-1	23 Lucas	11 Lucas
51. 1/30	Phoenix	97-91	W	34-17	25-1	21 Lucas	14 Lucas
52. 2/2	@ Kansas City	107-119	L	34-18	9-17	24 Lucas	11 Lucas
53. 2/3	@ Indiana	107-98	W	35-18	10-17	35 Lucas	22 Lucas
54. 2/5	Washington	104-116	L	35-19	25-2	21 Lucas	15 Jones
55. 2/8	Denver	111-119	L	35-20	25-3	28 Hollins	10 Jones
56. 2/11	Atlanta	108-121	L	35-21	25-4	41 Lucas	9 Jones
57. 2/15	@ Cleveland	96-117	L	35-22	10-18	25 Lucas	16 Jones
58. 2/16	@ Detroit	118-125	L	35-23	10-19	25 Lucas	13 Jones
59. 2/18	@ Chicago	90-87	W	36-23	11-19	23 Lucas	16 Lucas
60. 2/19	@ Denver	124-133	L	36-24	11-20	35 Lucas	20 Lucas
61. 2/22	Boston	113-111	W	37-24	26-4	43 Hollins	10 Lucas
62. 2/25	Houston	106-123	L	37-25	26-5	27 Lucas	9 Lucas
63. 3/1	Philadelphia	108-107	W	38-25	27-5	34 Lucas	15 Walton
64. 3/4	Cleveland	101-113	L	38-26	27-6	17 Gross	12 Lucas
65. 3/5	Seattle	134-104	W	39-26	28-6	28 Twardzik	14 Jones
66. 3/8	@ Buffalo	95-102	L	39-27	11-21	26 Lucas	11 Jones
67. 3/10	@ NY Knicks	104-108	L	39-28	11-22	29 Lucas	9 Jones
68. 3/11	@ Kansas City	112-114	L	39-29	11-23	26 Lucas, Hollins	16 Lucas
69. 3/15	New Orleans	131-104	W	40-29	29-6	22 Hollins	11 Lucas
70. 3/17	@ Golden State	115-106	W	41-29	12-23	27 Steele	12 Walton
71. 3/18	Indiana	134-110	W	42-29	30-6	28 Hollins	13 Lucas
72. 3/20	@ Phoenix	106-126	L	42-30	12-24	16 Lucas, Walton	9 Lucas, Walton
73. 3/22	@ New Orleans	95-106	L	42-31	12-25	29 Lucas	8 Lucas
74. 3/23	@ Houston	104-109	L	42-32	12-26	26 Walton	11 Walton
75. 3/25	@ NY Nets	131-103	W	43-32	13-26	22 Lucas	11 Walton
76. 3/27	@ Philadelphia	116-128	L	43-33	13-27	30 Lucas	12 Lucas
77. 3/29	Buffalo	127-101	W	44-33	31-6	26 Hollins	16 Walton
78. 4/1	Golden State	109-98	W	45-33	32-6	30 Walton	14 Walton
79. 4/3	@ Seattle	119-104	W	46-33	14-27	26 Walton	16 Walton
80. 4/5	Detroit	110-105	W	47-33	33-6	18 Neal	15 Walton
81. 4/9	Phoenix	122-111	W	48-33	34-6	18 Walton, Gilliam	11 Walton
82. 4/10	LA Lakers	145-116	W	49-33	35-6	27 Hollins	16 Walton

See Playoff section for 1977 Playoff game-by-game scores



Left to right, first row: Larry Weinberg, Harry Glickman, Johnny Davis, Dave Twardzik, Lionel Hollins, T.R. Dunn, Jack Ramsay, Jack McKinney. Second row: Larry Steele, Lloyd Neal, Tom Owens, Maurice Lucas, Bill Walton, Corky Calhoun, Bob Gross, Willie Norwood, Ron Culp. Third row: John White, Berlyn Hodges, Dr. Robert Cook, Dr. Larry Mudrick, Wally Scales, Roger Sabrowski, Bill Schonely, George Rickles, Art Johnson.

IN REVIEW --- Through the first 60 games, the defending NBA champions were making prognosticators look good. Before the season started, they labeled the 1977-78 Blazers the "team of destiny." Coach Jack Ramsay's club appeared to be just that, dominating the league for the first four months. It was 50-10 going into March; it was 30-1 at home, including a club-record 26 wins in a row; it had outscored its opponents by 9.9 points a game. Then disaster struck. Bill Walton was lost for the season after suffering a broken foot 13 minutes into Game 60 at Philadelphia. A night later, Lloyd Neal went to the sidelines for good with a knee injury. In the final 22 games, during which Portland won just eight times, four other regulars missed a total of 23 games because of various hurts. Even so, the Blazers finished with the league's best record, 58-24, but going into the playoffs were just a shadow of the powerhouse that rolled through February. Portland was ousted in the Western Conference semifinals in six games by Seattle. As a team, Portland led the league in defense, with a 101.5 ppg average, and had the best point differential (+6.2).

HONORS --- Bill Walton, who led the team in scoring (18.9 ppg), rebounding (13.2 rpg) and blocked shots (2.52 bpg), was selected the league's Most Valuable Player . . . Walton was a 1st team All-NBA choice and Maurice Lucas 2nd team . . . Walton, Lucas and Lionel Hollins were all on the league's All-Defensive 1st team and Bobby Gross the 2nd team . . . Walton was fourth in the league in blocked shots and Gross seventh in FG percentage (.528) . . . Walton (15 points), Lucas (12 points) and Hollins (10 points) all took part in the 1978 NBA All-Star Game.

KEY DRAFT PICKS: Kim Anderson, Missouri, and T.R. Dunn, Alabama, (2nd round) . . . **KEY ROSTER MOVES:** Acquired Tom Owens from Houston in exchange for Robin Jones and cash; Traded Wally Walker to Seattle for a 1st and a 2nd round draft choice; Reacquired Dale Schlueter from Phoenix for a 4th round draft pick.

Overall record: 58-24 (1st in league, 1st in conference, 1st in division)
 Home record: 36-5 (2nd in league), Road record: 22-19 (1st in league)
 Lost to Seattle in Western Conference Semifinals (4-2)

1977-78 PORTLAND TRAIL BLAZERS STATISTICS

	G	St	Min	FG	FGA	Pct.	FT	FTA	Pct.	Off	Def	Reb	Ast.	PF-DQ	Stl	Blk	Pts	Avg.
Bill Walton	58	58	1929	460	882	.522	177	246	.720	118	648	766	291	145-3	60	146	1097	18.9
Maurice Lucas	68	63	2119	453	989	.458	207	270	.767	186	435	621	173	221-3	61	56	1113	16.4
Lionel Hollins	81	81	2741	531	1202	.442	223	300	.743	81	196	277	380	268-4	157	29	1285	15.9
Bob Gross	72	71	2163	381	720	.529	152	190	.800	180	220	400	254	234-5	100	52	914	12.7
Lloyd Neal	61	12	1174	272	540	.504	127	177	.718	116	257	373	81	128-0	29	21	671	11.0
Johnny Davis	82	36	2188	343	756	.454	188	227	.828	65	108	173	217	173-0	81	14	874	10.7
Tom Owens	82	24	1714	313	639	.490	206	278	.741	195	346	541	160	263-7	33	37	832	10.1
Dave Twardzik	75	46	1820	242	409	.592	183	234	.782	36	98	134	244	186-2	107	4	667	8.9
Larry Steele	65	6	1132	210	447	.470	100	122	.820	34	79	113	87	138-2	59	5	520	8.0
Jacky Dorsey*	4	0	51	9	19	.474	7	11	.636	6	4	10	3	8.0	0	1	25	6.3
Willie Norwood	19	2	351	40	99	.404	30	46	.652	22	43	65	19	56-1	18	0	110	5.8
Corky Calhoun	79	10	1370	175	365	.479	66	76	.868	73	142	215	87	141-3	42	15	416	5.3
Wally Walker*	9	0	101	19	41	.463	5	8	.625	7	10	17	8	13-0	2	0	43	4.8
T.R. Dunn	63	0	768	100	240	.417	37	56	.661	63	84	147	45	74-0	46	8	237	3.8
Dale Schlueter	10	0	109	8	19	.421	9	18	.500	5	16	21	18	20-0	3	2	25	2.5
Portland	82		19730	3556	7367	.483	1717	2259	.760	1187	2686	3873	2067	2068-30	798	390	8829	107.7
Opponents	82		19730	3289	7318	.449	1747	2282	.766	1187	2523	3710	1818	2093-36	748	390	8325	101.5


* Did not complete season with Trail Blazers

1977-78

Date	Opponent	Score	Record	Home	Road	Scoring Leader	Rebounding Leader
1. 10/21	@ Seattle	106-99	W 1-0			24 Lucas	13 Walton
2. 10/22	San Antonio	130-115	W 2-0	1-0		36 Hollins	16 Walton
3. 10/25	Buffalo	107-85	W 3-0	20		27 Lucas	12 Walton
4. 10/26	@ Denver	108-111	L 3-1		1-1	22 Lucas	13 Walton
5. 10/28	Philadelphia	98-94	W 4-1	3-0		25 Walton	17 Walton
6. 11/1	New York	113-104	W 5-1	4-0		23 Walton	12 Walton
7. 11/5	Seattle	116-94	W 6-1	5-0		25 Owens	8 Owens, Luc., Walt., Walker
8. 11/6	Indiana	108-106	W 7-1	6-0		22 Twardzik	14 Walton
9. 11/8	Kansas City	130-104	W 8-1	7-0		20 Lucas	9 Owens
10. 11/11	@ Atlanta	132-92	W 9-1		2-1	27 Walton	15 Walton
11. 11/12	@ Houston	102-104	L 9-2		2-2	31 Walton	12 Walton
12. 11/13	@ Milwaukee	109-106	W 10-2		3-2	32 Walton	10 Walton, Lucas
13. 11/16	@ Indiana	104-111	L 10-3		3-3	21 Steele	13 Lucas
14. 11/19	Cleveland	109-67	W 11-3	8-0		17 Steele, Owens	16 Walton
15. 11/20	Detroit	118-101	W 12-3	9-0		32 Walton	8 Gross
16. 11/23	Chicago	116-111	W 13-3	10-0		22 Walton	15 Walton
17. 11/26	New Jersey	114-102	W 14-3	11-0		27 Walton	11 Walton
18. 11/27	@ LA Lakers	100-93	W 15-3		4-3	33 Neal	17 Walton
19. 11/29	Phoenix	108-96	W 16-3	12-0		23 Walton	17 Walton
20. 12/2	@ Phoenix	106-103	W 17-3		5-3	22 Hollins	18 Walton
21. 12/6	@ Cleveland	116-94	W 18-3		6-3	27 Gross	10 Walton
22. 12/7	@ Philadelphia	100-122	L 18-4		6-4	27 Lucas	13 Walton
23. 12/9	@ Boston	118-87	W 19-4		7-4	21 Walton	18 Lucas
24. 12/10	@ New York	107-106	W 20-4		8-4	20 Davis	12 Walton
25. 12/13	Buffalo	111-108	W 21-4	13-0		26 Lucas	14 Walton
26. 12/14	Washington	117-104	W 22-4	15-0		21 Lucas	18 Walton
27. 12/20	Boston	104-99	W 23-4	15-0		22 Walton	17 Walton
28. 12/23	LA Lakers	108-98	W 24-4	16-0		20 Lucas	14 Walton
29. 12/25	Golden State	109-97	W 25-4	17-0		19 Lucas, Gross	12 Walton
30. 12/27	@ Chicago	106-115	L 25-5		8-5	26 Lucas	13 Lucas
31. 12/28	@ Detroit	111-106	W 26-5		9-5	31 Neal	16 Neal
32. 12/30	@ Golden State	108-99	W 27-5		10-5	18 Hollins	26 Walton
33. 1/1	Kansas City	107-102	W 28-5	18-0		25 Walton	15 Walton
34. 1/3	Chicago	92-90	W 29-5	19-0		27 Hollins	17 Walton
35. 1/7	Detroit	109-105	W 30-5	20-0		21 Hollins, Gross	11 Walton, Neal
36. 1/8	New Orleans	122-100	W 31-5	21-0		27 Hollins	14 Walton
37. 1/10	New York	126-113	W 32-5	22-0		22 Owens	19 Walton
38. 1/13	@ Washington	93-102	L 32-6		10-6	24 Walton	14 Walton
39. 1/15	@ Boston	107-103 (ot)	W 33-6		11-6	23 Lucas	10 Walton, Lucas
40. 1/17	@ Buffalo	96-94	W 34-6		12-6	17 Walton	15 Walton
41. 1/18	@ New Jersey	127-101	W 35-6		13-6	30 Walton	11 Neal
42. 1/20	@ New Orleans	100-101	L 35-7		13-7	24 Walton	10 Lucas
43. 1/22	@ San Antonio	95-106	L 35-8		13-8	17 Lucas	14 Walton
44. 1/24	@ Kansas City	120-97	W 36-8		14-8	18 Hollins	10 Walton
45. 1/26	New Jersey	112-77	W 37-8	23-0		27 Walton	14 Walton, Owens
46. 1/29	Houston	123-88	W 38-8	24-0		22 Lucas	13 Walton
47. 1/31	Milwaukee	136-116	W 39-8	25-0		24 Hollins	10 Walton, Neal
48. 2/3	Golden State	112-92	W 40-8	26-0		26 Hollins	10 Walton
49. 2/9	@ Cleveland	94-88	W 41-8		15-8	35 Lucas	14 Lucas
50. 2/10	@ Indiana	112-108	W 42-8		16-8	24 Hollins	11 Walton, Lucas
51. 2/12	Denver	103-101	L 42-9	26-1		24 Walton	14 Walton
52. 2/14	Phoenix	112-100	W 43-9	27-1		22 Walton	16 Lucas
53. 2/15	Atlanta	102-99	W 44-9	28-1		19 Davis	12 Walton
54. 2/17	@ Denver	105-112	L 44-10		16-9	31 Lucas	15 Walton
55. 2/19	Indiana	127-104	W 45-10	29-1		26 Walton	17 Walton
56. 2/21	@ San Antonio	118-114 (ot)	W 46-10		17-9	34 Walton	18 Walton
57. 2/22	@ Washington	105-97	W 47-10		18-9	19 Neal	7 Walton
58. 2/24	@ Kansas City	107-96	W 48-10		19-9	26 Neal	15 Walton
59. 2/27	@ Chicago	100-99	W 49-10		20-9	35 Neal	15 Neal
60. 2/28	Philadelphia	113-92	W 50-10	30-1		27 Neal	10 Neal, Gross
61. 3/2	@ New York	117-128	L 50-11		20-10	25 Owens	11 Owens
62. 3/4	Cleveland	105-100	W 51-11	31-1		26 Gross	12 Owens
63. 3/5	Milwaukee	126-88	W 52-11	32-1		20 Owens, Lucas	18 Owens
64. 3/7	@ New Orleans	82-84	L 52-12		20-11	21 Lucas	13 Owens
65. 3/9	@ Houston	97-94	W 53-12		21-11	19 Owens	17 Owens
66. 3/10	@ Atlanta	105-114	L 53-13		21-12	23 Davis	12 Lucas
67. 3/12	@ Buffalo	90-96	L 53-14		21-13	18 Gross	11 Owens
68. 3/14	New Orleans	103-109	L 53-15	32-2		22 Owens	14 Owens
69. 3/17	San Antonio	99-118	L 53-16	32-3		17 Lucas	10 Gross
70. 3/18	Atlanta	105-86	W 54-16	33-3		27 Owens	14 Owens
71. 3/21	Seattle	102-96	W 55-16	34-3		26 Owens, Hollins	16 Owens
72. 3/23	@ Milwaukee	109-116	L 55-17		21-14	38 Hollins	10 Owens
73. 3/24	@ Detroit	95-107	L 55-18		21-15	28 Hollins	13 Owens
74. 3/26	@ Philadelphia	100-116	L 55-19		21-16	26 Owens	14 Owens
75. 3/28	Boston	92-104	L 55-20	34-4		21 Owens	14 Lucas
76. 3/29	@ Phoenix	94-127	L 55-21		21-17	21 Owens	7 Owens
77. 3/31	@ LA Lakers	103-101	W 56-21		22-17	26 Lucas	10 Lucas
78. 4/2	@ Seattle	86-101	L 56-22		22-18	16 Hollins	11 Lucas
79. 4/4	Houston	89-101	L 56-23	34-5		21 Owens	13 Owens
80. 4/6	@ Golden State	96-115	L 56-24		22-19	21 Davis	16 Lucas
81. 4/7	Denver	97-93	W 57-24	35-5		31 Lucas	19 Lucas
82. 4/9	LA Lakers	114-99	W 58-24	36-5		23 Owens	9 Lucas

See Playoff section for 1978 Playoff game-by-game scores

1978-79



Left to right, first row: Larry Weinberg, Harry Glickman, Ron Brewer, Dave Twardzik, Willie Smith, Lionel Hollins, T.R. Dunn, Jack McKinney, Jack Ramsay. Second row: Lloyd Neal, Larry Steele, Mychal Thompson, Tom Owens, Maurice Lucas, Clemon Johnson, Bob Gross, Ira Terrell, Ron Culp. Not in picture: Bill Walton, Kim Anderson, Jim McMillian, Bill Schonely, Jimmy Jones, Dr. Robert Cook, Dr. Larry Mudrick.

IN REVIEW --- Two of top front-court performers were onlookers for most of the season while two rookies stepped forward as the Blazers made it into post-season action for the third straight year. Bill Walton, 1977-78 league MVP, missed the entire campaign with an ankle injury, and Lloyd Neal Mr. Reliable in the paint for Portland for seven seasons, played just four games before going to the sidelines for good with ailing knees. He retired at the end of the season. Forward Mychal Thompson, first choice in the 1978 draft (originally Indiana's but acquired in an exchange that included Johnny Davis and Portland's own 1st round pick), had an outstanding rookie season, averaging 14.7 points and 8.3 rebounds, was a strong candidate for NBA Rookie of the Year honors. He had a spectacular NBA debut, getting a team-high 23 points and 10 rebounds in his first game ever then coming back two nights later to score a season-high 37 points and claim 14 rebounds in a win over Kansas City. Guard Ron Brewer, Portland's own 1st round selection, averaged 13.3 ppg, fifth best on the team, while drawing 48 starts. The Blazers, four games under .500 at the season's midway point, went 14-3 during March and early April to finish the season 45-37. Highlight of the run was a three-game road sweep of Cleveland, Washington and Milwaukee.

HONORS --- Mychal Thompson and Rod Brewer were selected on the NBA All-Rookie Team . . . Dave Twardzik ranked seventh in free throw percentage (.873), and Tom Owens was ninth in field goal percentage (.548) . . . Maurice Lucas played in his third straight NBA All-Star Game.

KEY DRAFT PICKS: Mychal Thompson, Minnesota, and Ron Brewer, Arkansas (both 1st round), Clemon Johnson, Florida A&M (2nd) . . . **KEY ROSTER MOVES:** Traded Johnny Davis and a 1st round pick to Indiana for a 1978 1st round pick (used to select Mychal Thompson); Traded Corky Calhoun to Indian for a 1980 2nd round pick; Signed veteran free agent Jim McMillian giving New York a 1979 2nd round pick as compensation.

Overall record: 45-37 (10th in league, 6th in conference, 4th in division)
Home record: 33-8 (2nd in league) , Road record: 12-29 (tie, 13th in league);
Lost to Phoenix in Western Conference First Round (2-1)


1978-79 PORTLAND TRAIL BLAZERS STATISTICS

	G	St	Min	FG	FGA	Pct.	FT	FTA	Pct.	Off	Def	Reb	Ast.	PF-DQ	Stl	Blk	Pts	Avg.
Maurice Lucas	69	65	2462	568	1208	.470	270	345	.783	192	524	716	215	254-3	66	81	1406	20.4
Tom Owens	82	82	2791	600	1095	.548	320	403	.794	263	477	740	301	329-15	59	58	1520	18.5
Lionel Hollins	64	56	1967	402	886	.454	172	221	.778	32	117	149	325	199-3	114	24	976	15.3
Mychal Thompson	73	33	2144	460	938	.490	154	269	.572	198	406	604	176	270-10	67	134	1074	14.7
Ron Brewer	81	48	2454	434	878	.494	210	256	.820	88	141	229	165	181-3	102	79	1078	13.3
Dave Twardzik	64	48	1570	203	381	.533	261	299	.873	39	80	119	176	185-5	84	4	667	10.4
Bob Gross	53	34	1441	209	443	.472	96	119	.807	106	144	250	184	161-4	70	47	514	9.7
T.R. Dunn	80	15	1828	246	549	.448	122	158	.772	145	199	344	103	166-1	86	23	614	7.7
Larry Steele	72	26	1488	203	483	.420	112	136	.824	58	113	171	142	208-4	74	10	518	7.2
Willie Smith*	13	0	131	23	44	.523	12	17	.706	7	6	13	17	19-0	10	1	58	4.5
Ira Terrell	18	0	160	30	54	.556	8	15	.533	10	27	37	15	27-0	7	6	68	3.8
Jim McMillian*	23	3	278	33	74	.446	17	21	.810	16	23	39	33	18-0	10	3	83	3.6
Clemon Johnson	74	0	794	102	217	.470	36	74	.486	83	143	226	78	121-1	23	36	240	3.2
Kim Anderson*	21	0	224	24	77	.312	15	28	.536	17	28	45	15	42-0	4	5	63	3.0
Lloyd Neal	4	0	48	4	11	.364	1	1	1.000	2	7	9	1	7-0	0	1	9	2.3
Portland	82		19780	3541	7338	.483	1806	2362	.765	1256	2435	3691	1946	2187-49	776	512	8888	108.4
Opponents	82		19780	3448	7059	.488	1889	2501	.755	1080	2350	3430	1963	2206-48	797	422	8785	107.1

1978-79

	Date	Opponent	Score	Record	Home	Road	Scoring Leader	Rebounding Leader
1.	10/15	Chicago	97-108	L	0-1	0-1	23 M.Thompson	10 M.Thompson
2.	10/17	Kansas City	115-112	W	1-1	1-1	37 M.Thompson	13 M.Thompson
3.	10/18	@ Denver	113-125	L	1-2	0-1	32 Owens	12 Owens
4.	10/20	@ Golden State	108-111	L	1-3	0-2	24 R.Brewer	15 Owens
5.	10/22	Phoenix	116-124	L	1-4	1-2	29 Steele	10 M.Thompson
6.	10/24	Washington	104-102	W	2-4	2-2	29 M.Thompson	14 M.Thompson
7.	10/28	Milwaukee	106-95	W	3-4	3-2	25 Owens,Hollins	9 Owens
8.	10/31	Detroit	112-96	W	4-4	4-2	19 Hollins	17 M.Thompson
9.	11/3	San Diego	119-98	W	5-4	5-2	22 Owens	22 M.Thompson
10.	11/5	New York	111-96	W	6-4	6-2	30 Lucas	12 M.Thompson
11.	11/7	@ Washington	103-143	L	6-5	0-3	21 Owens	10 M.Thompson,Owens
12.	11/8	@ Boston	112-109	W	7-5	1-3	23 Owens	11 Lucas
13.	11/10	@ New Jersey	86-91	L	7-6	1-4	25 Owens	13 M.Thompson,Owens
14.	11/12	Cleveland	98-91	W	8-6	7-2	24 Lucas	15 Lucas
15.	11/14	New Orleans	123-103	W	9-6	8-2	22 Lucas	13 Owens
16.	11/18	Indiana	123-111	W	10-6	9-2	29 Hollins	15 M.Thompson
17.	11/19	@ Seattle	85-88	L	10-7	1-5	18 Owens	13 Owens
18.	11/21	@ Milwaukee	93-123	L	10-8	1-6	25 R.Brewer	9 M.Thompson
19.	11/22	@ Kansas City	96-115	L	10-9	1-7	21 Twardzik	7 M.Thompson,Owens
20.	11/24	Chicago	99-100	L	10-10	9-3	24 Owens	12 Lucas
21.	11/25	Houston	105-127	W	11-10	10-3	33 Lucas	9 Lucas
22.	11/28	Boston	102-97	W	12-10	11-3	22 Owens	13 Lucas
23.	11/30	@ Cleveland	98-97	W	13-10	2-7	23 Lucas	13 Lucas
24.	12/2	@ New York	77-111	L	13-11	2-8	16 Lucas	7 Owens,Steele
25.	12/6	@ Indiana	109-115	L	13-12	2-9	28 Lucas	13 Owens
26.	12/8	@ Chicago	99-100	L	13-13	2-10	27 Owens	19 Lucas
27.	12/9	@ Houston	110-116	L	13-14	2-11	25 Owens	14 Owens
28.	12/12	LA Lakers	117-115	W	14-14	12-3	27 Owens	7 Lucas
29.	12/15	@ Denver	116-113	W	15-14	3-11	32 Lucas	13 Lucas
30.	12/17	Denver	123-110	W	16-14	13-3	35 Owens	16 Owens
31.	12/23	Washington	114-109	W	17-14	14-3	23 Owens	11 Owens
32.	12/25	Golden State	115-102	W	18-14	15-3	27 Hollins	10 Lucas
33.	12/28	@ Phoenix	127-129 (ot)	L	18-15	3-12	27 Hollins	11 Owens
34.	12/29	@ LA Lakers	95-118	L	18-16	3-13	17 Owens	8 Lucas
35.	1/2	Seattle	108-109	L	18-17	15-4	26 Hollins	13 M.Thompson
36.	1/5	Detroit	98-96	W	19-17	16-4	26 Lucas	14 Lucas
37.	1/9	Indiana	104-112	L	19-18	16-5	23 Twardzik	12 Lucas
38.	1/11	@ Detroit	101-104	L	19-19	3-14	24 Lucas	15 Lucas
39.	1/12	@ Boston	125-128	L	19-20	3-15	46 Lucas	17 Lucas
40.	1/14	@ Philadelphia	106-112	L	19-21	3-16	27 Lucas	9 Lucas
41.	1/17	@ Atlanta	110-111	L	19-22	3-17	31 Lucas	17 Owens
42.	1/19	@ New Orleans	101-107	L	19-23	3-18	26 R.Brewer	11 Gross
43.	1/20	@ San Antonio	118-115	W	20-23	4-18	32 Lucas	15 Lucas
44.	1/24	@ San Diego	121-122	L	20-24	4-19	30 Owens	9 Owens
45.	1/25	Golden State	108-103	W	21-24	17-5	22 Hollins	13 Owens
46.	1/28	Philadelphia	116-94	W	22-24	18-5	33 Hollins	13 Lucas
47.	1/30	Denver	82-76	W	23-24	19-5	21 Hollins	18 Owens
48.	1/31	@ Seattle	112-115	L	23-25	4-20	23 Owens	9 Owens
49.	2/2	New Jersey	117-100	W	24-25	20-5	18 Owens,Hollins	10 C.Johnson
50.	2/6	Phoenix	110-93	W	25-25	21-5	27 Hollins	11 Owens
51.	2/9	San Antonio	125-106	W	26-25	22-5	24 Lucas	15 Lucas
52.	2/11	Atlanta	91-97	W	27-25	23-5	24 Lucas	12 Owens
53.	2/13	New Orleans	120-101	W	28-25	24-5	28 Hollins	16 Lucas
54.	2/15	@ Houston	116-119	L	28-26	4-21	30 R.Brewer	10 Owens
55.	2/16	@ San Antonio	120-121 (ot)	L	28-27	4-22	21 M.Thompson	15 Lucas
56.	2/18	Boston	111-104	W	29-27	25-5	29 Lucas	14 Lucas
57.	2/20	@ Chicago	97-99	L	29-28	4-23	28 Lucas	13 Lucas
58.	2/21	@ Atlanta	83-106	L	29-29	4-24	29 Lucas	12 Lucas
59.	2/23	@ New Jersey	99-110	L	29-30	4-25	21 Lucas,R.Brewer	12 Lucas
60.	2/25	@ Detroit	126-119 (ot)	W	30-30	5-25	29 Hollins	18 Lucas
61.	2/27	Philadelphia	118-115	W	31-30	26-5	27 Lucas	12 M.Thompson
62.	3/1	Houston	98-118	L	31-31	26-6	19 Hollins	8 Lucas,Owens
63.	3/4	Cleveland	106-102	W	32-31	27-6	25 M.Thompson	15 Owens
64.	3/6	@ New York	118-110	W	33-31	6-25	34 Owens	17 Owens
65.	3/7	@ New Orleans	103-102	W	34-31	7-25	21 R.Brewer	12 Gross
66.	3/9	@ Indiana	116-125	L	34-32	7-26	37 Owens	15 M.Thompson
67.	3/11	@ Kansas City	115-100	W	35-32	8-26	25 M.Thompson, Lucas	16 Lucas
68.	3/13	Atlanta	103-82	W	36-32	28-6	19 M.Thompson	11 Owens
69.	3/14	@ San Diego	105-110	L	36-33	8-27	26 M.Thompson	12 Lucas
70.	3/17	New Jersey	124-113	W	37-33	29-6	24 Lucas	15 Lucas
71.	3/20	San Diego	115-109	W	38-33	30-6	27 M.Thompson	10 M.Thompson
72.	3/21	@ LA Lakers	114-110	W	39-33	9-27	20 Lucas,Owens	12 Lucas
73.	3/24	Kansas City	100-98	W	40-33	31-6	24 R.Brewer	15 Owens
74.	3/25	Milwaukee	110-122 (ot)	L	40-34	31-7	23 M.Thompson	14 M.Thompson
75.	3/27	New York	123-112	W	41-34	32-7	29 M.Thompson	13 M.Thompson
76.	3/29	@ Cleveland	120-103	W	42-34	10-27	24 Lucas	16 M.Thompson
77.	3/30	@ Washington	132-104	W	43-34	11-27	30 Owens	9 M.Thompson
78.	4/1	@ Milwaukee	109-107	W	44-34	12-27	30 Lucas	9 Dunn
79.	4/3	Seattle	106-102	W	45-34	33-7	24 Owens	13 Lucas
80.	4/4	@ Phoenix	95-106	L	45-35	12-28	18 Owens	11 Lucas
81.	4/6	@ Golden State	87-91	L	45-36	12-29	20 Owens	10 Lucas
82.	4/7	LA Lakers	98-99	L	45-37	33-8	20 Lucas	11 Lucas

See Playoff section for 1979 Playoff game-by-game scores



Left to right, first row: Larry Weinberg, Harry Glickman, Jim Paxson, Ron Brewer, Dave Twardzik, T.R. Dunn, Larry Steele, Calvin Natt, Jack Ramsay, Bucky Buckwalter. Second row: Dr. Robert Cook, Dr. Larry Mudrick, Abdul Jeelani, Mychal Thompson, Kevin Kunnert, Tom Owens, Kermit Washington, Bob Gross, Jim Brewer, Ron Culp, Stu Inman. Third row: Berlyn Hodges, Bill Schonely, Wally Scales, John Spoelstra, George Rickles.

IN REVIEW --- New faces came on the scene, among them Calvin Natt, Kermit Washington, Kevin Kunnert, Jim Paxson and Billy Ray Bates. Gone were three players who had big roles in the 1977 championship run---Bill Walton, Maurice Lucas and Lionel Hollins. The Blazers opened strong, winning their first nine games, but then dropped into a mid-season slump during which they lost 10 in a row and 15 of 19. They finished the season 38-44, and below the .500 mark for the first time since the 1975-76 season. A pair of victories over San Diego in the final week of the season helped Portland hold off the Clippers for the sixth and final spot in the Western Conference Playoffs. The Blazers finished three wins ahead of the Clippers in the final standings. Calvin Natt, acquired on February 8, played a big role in Portland making it to the playoffs. He averaged a team-best 20.4 ppg in 25 games in a Blazers uniform. Portland's defense was the second best in the league, allowing just 103.3 ppg, but the offense ranked next to last, producing 102.5 ppg.

HONORS --- Calvin Natt was named to the NBA All-Rookie team . . . Kermit Washington was selected on the All-Defensive second team and played in the 1980 All-Star Game . . . He finished eighth in the NBA in FG shooting (.553) and was ninth in rebounding (10.5 rpg).

CHANGES --- Bucky Buckwalter was advanced to assistant coach replacing Jack McKinney . . . **KEY DRAFT PICKS:** Jim Paxson, Dayton (1st round) . . . **KEY ROSTER MOVES:** Received Kermit Washington and Kevin Kunnert plus a 1st round draft choice from San Diego as compensation for the Clippers signing veteran free agent Bill Walton; Acquired Jim Brewer from Detroit for a 2nd round draft pick in 1981; Traded Clemon Johnson to New Jersey for a 1981 2nd round pick; Traded Lionel Hollins to Philadelphia for a 1981 1st round draft pick and cash; Traded Maurice Lucas and two 1st round draft picks to New Jersey for Calvin Natt; Signed free agents Abdul Jeelani and Billy Ray Bates; Larry Steele and Dave Twardzik both retired at the end of the season because of injuries.

Overall record: 38-44 (13th in league, 6th in conference, 4th in division)
 Home record: 26-15 (tie, 12th in league) , Road record: 12-29 (tie, 12th in league)
 Lost to Seattle in Western Conference First Round (2-1)

1979-80 PORTLAND TRAIL BLAZERS STATISTICS

	G	St	Min	FG	FGA	Pct.	3FG	3AT	Pct.	FT	FTA	Pct.	Off	Def	Reb	Ast.	PF-DQ	Stl	Blk	Pts	Avg.
Calvin Natt	25	22	811	201	419	.480	2	4	.500	107	139	.770	66	112	178	57	57-0	24	12	511	20.4
Tom Owens	76	73	2337	518	1008	.514	1	2	.500	213	283	.753	189	384	573	194	270-5	45	53	1250	16.4
Ron Brewer	82	82	2815	548	1182	.464	6	32	.188	184	219	.840	54	160	214	216	154-0	98	48	1286	15.7
Maurice Lucas*	41	17	1176	243	552	.440	2	5	.400	100	137	.730	85	240	325	125	141-1	23	35	588	14.3
K. Washington	80	72	2657	421	761	.553	0	3	.000	231	360	.642	325	517	842	167	307-8	73	131	1073	13.4
Billy Ray Bates	16	0	235	72	146	.493	8	19	.421	28	39	.718	13	16	29	31	26-0	14	2	180	11.3
Lionel Hollins*	20	5	413	82	213	.385	1	10	.100	34	53	.642	5	15	20	50	35-0	30	1	199	10.0
Abdul Jeelani	77	6	1286	288	565	.510	0	6	.000	161	204	.789	114	156	270	95	155-0	40	40	737	9.6
Larry Steele	16	14	446	62	146	.425	0	4	.000	22	27	.815	13	32	45	67	53-0	25	1	146	9.1
Bob Gross	62	37	1581	221	472	.468	1	10	.100	95	114	.833	84	165	249	228	179-3	60	47	538	8.7
Dave Twardzik	67	47	1594	183	394	.464	4	7	.571	197	252	.782	52	104	156	273	149-2	77	1	567	8.5
Kevin Kunnert	18	0	302	50	114	.439	0	0	.000	26	43	.605	37	75	112	29	59-1	7	22	126	7.0
T.R. Dunn	82	27	1841	240	551	.436	0	3	.000	84	111	.757	132	192	324	147	145-1	102	31	564	6.9
Jim Paxson	72	2	1270	189	460	.411	1	22	.045	64	90	.711	25	84	109	144	97-0	48	5	443	6.2
Jim Brewer	67	5	1016	90	184	.489	0	5	.000	14	29	.483	101	156	257	75	129-2	42	43	194	2.9
Portland	82	19880	3408	7167	.476	26	132	.197	1560	2100	.743	1295	2408	3703	1898	1956-23	708	472	8402	102.5	
Opponents	82	19880	3349	7008	.478	55	186	.296	1716	2281	.752	1138	2358	3496	2008	1880-23	756	395	8469	103.3	

* Did not complete season with Trail Blazers

1979-80

	Date	Opponent	Score	Record	Home	Road	Scoring Leader	Rebounding Leader
1.	10/12	Utah	101-85	W 1-0	1-0		29 Owens	8 Owens, J. Brewer
2.	10/14	Denver	109-93	W 2-0	20		27 Owens	12 Washington
3.	10/16	San Diego	88-81	W 3-0	3-0		18 Owens, Dunn	11 Washington
4.	10/18	@ Utah	107-92	W 4-0		1-0	21 Owens, R. Brewer	11 Washington
5.	10/19	@ LA Lakers	99-82	W 5-0		2-0	18 R. Brewer	12 Washington
6.	10/21	Golden State	91-74	W 6-0	4-0		21 Owens	11 J. Brewer
7.	10/23	Kansas City	90-88	W 7-0	5-0		17 Owens	9 Washington
8.	10/24	@ Denver	88-87	W 8-0		3-0	20 R. Brewer	14 Washington
9.	10/26	Chicago	95-93	W 9-0	6-0		25 Owens	12 Washington
10.	10/28	Phoenix	88-89	L 9-1	6-1		18 Lucas	14 Washington
11.	10/31	@ Golden State	106-111	L 9-2		3-1	20 Lucas	9 Kunnert
12.	11/3	@ San Diego	123-102	W 10-2		4-1	19 Dunn, Jeelani	10 Owens
13.	11/4	San Antonio	127-124 (ot)	W 11-2	7-1		24 Owens	9 Washington
14.	11/7	@ Indiana	90-97	L 11-3		4-2	28 Owens	11 Owens
15.	11/8	@ Milwaukee	89-98	L 11-4		4-3	19 R. Brewer	10 Washington
16.	11/10	@ Chicago	94-90	W 12-4		5-3	32 Owens	11 Owens
17.	11/11	@ Kansas City	112-109	W 13-4		6-3	22 Lucas	13 Owens
18.	11/13	Milwaukee	92-101	L 13-5	7-2		17 R. Brewer	17 Washington
19.	11/16	@ Phoenix	97-98	L 13-6		6-4	23 Owens	14 Washington
20.	11/17	Cleveland	103-96	W 14-6	8-2		27 Washington	17 Washington
21.	11/18	Seattle	100-95	W 15-6	9-2		21 R. Brewer	15 Washington
22.	11/20	LA Lakers	114-99	W 16-6	10-2		24 Owens, Lucas	14 Washington
23.	11/23	@ Seattle	90-94	L 16-7		6-5	17 Lucas	9 Washington
24.	11/25	Phoenix	86-87	L 16-8	10-3		28 Lucas	13 Washington, Lucas
25.	11/28	@ Atlanta	99-106	L 16-9		6-6	27 Jeelani	17 Washington
26.	11/30	@ San Antonio	100-107	L 16-10		6-7	24 R. Brewer	15 Lucas
27.	12/1	@ Houston	112-120 (ot)	L 16-11		6-8	28 Jeelani	14 Washington
28.	12/3	@ Utah	82-87 (ot)	L 16-12		6-9	16 Washington	10 Lucas
29.	12/7	Chicago	93-95	L 16-13	10-4		23 R. Brewer	10 Owens
30.	12/9	San Diego	96-98	L 16-14	10-5		21 R. Brewer	14 Lucas, Washington
31.	12/11	@ Chicago	93-104	L 16-15		6-10	21 R. Brewer	10 Lucas, Washington
32.	12/12	@ Kansas City	85-124	L 16-16		6-11	16 Washington	10 Washington, Owens
33.	12/15	Denver	106-98	W 17-16	11-5		23 Washington	14 Washington
34.	12/16	Houston	123-101	W 18-16	12-5		33 R. Brewer	11 Lucas
35.	12/19	@ Denver	106-114	L 18-17		6-12	26 Washington	12 Washington
36.	12/21	New Jersey	100-97	W 19-17	13-5		21 Twardzik	15 Washington
37.	12/23	New York	103-111	L 19-18	13-6		29 Lucas	13 Washington
38.	12/25	Golden State	113-91	W 20-18	14-6		32 Owens	10 Washington
39.	12/26	@ Phoenix	99-119	L 20-19		6-13	16 Hollins	7 Gross
40.	12/28	@ Seattle	97-128	L 20-20		6-14	17 Washington, Owens	16 Washington
41.	12/30	Seattle	100-107	L 20-21	14-7		25 R. Brewer	12 Washington
42.	1/1	Washington	109-99	W 21-21	15-7		30 Lucas	8 Washington, Lucas, Owens
43.	1/2	@ Golden State	92-111	L 21-22		6-15	16 Washington	18 Washington
44.	1/4	Utah	115-97	W 22-22	16-7		28 Owens	14 Washington
45.	1/6	Detroit	119-102	W 23-22	17-7		28 R. Brewer	9 Dunn, J. Brewer
46.	1/8	Indiana	118-122	L 23-23	17-8		27 R. Brewer, Wash.	6 Gross, Owens
47.	1/11	@ New Jersey	128-107	W 24-23		7-15	30 Owens	11 Washington
48.	1/13	@ Washington	95-127	L 24-24		7-16	23 R. Brewer	13 Lucas
49.	1/16	@ Philadelphia	110-121	L 24-25		7-17	26 R. Brewer	13 Lucas
50.	1/18	@ Boston	93-111	L 24-26		7-18	22 Gross	15 Owens
51.	1/20	@ Milwaukee	88-89	L 24-27		7-19	19 R. Brewer	13 Owens
52.	1/24	LA Lakers	111-103	W 25-27	18-8		27 R. Brewer, Owens	16 Washington
53.	1/26	@ Denver	96-100	L 25-28		7-20	17 Owens, Gross	14 Owens
54.	1/29	Milwaukee	96-103	L 25-29	18-9		20 Jeelani	12 Owens
55.	1/31	Kansas City	94-93	W 26-29	19-9		20 R. Brewer	19 Washington
56.	2/5	@ Kansas City	105-99	W 27-29		8-20	24 Owens	15 Washington
57.	2/8	@ San Diego	104-118	L 27-30		8-21	23 R. Brewer	11 Washington
58.	2/12	Atlanta	89-95	L 27-31	19-10		22 Owens	14 Owens
59.	2/13	@ LA Lakers	103-129	L 27-32		8-22	20 R. Brewer	10 Washington
60.	2/15	Boston	91-106	L 27-33	19-11		22 Jeelani	11 Washington
61.	2/17	Golden State	103-98	W 28-33	20-11		26 Jeelani	10 Jeelani, Natt
62.	2/19	@ New York	103-113	L 28-34		8-23	21 Natt	13 Natt
63.	2/23	@ Detroit	130-107	W 29-34		9-23	39 Natt	9 Owens
64.	2/24	@ Cleveland	115-100	W 30-34		10-23	23 Natt	10 Washington
65.	2/26	@ Philadelphia	96-98	L 30-35	20-12		23 Natt	9 Washington
66.	2/1	Utah	87-91	L 30-36	20-13		20 Natt	8 Washington, Natt, J. Brewer
67.	3/2	Chicago	110-107	W 31-36	21-13		31 Natt	10 Natt
68.	3/4	Seattle	97-98	L 31-37	21-14		25 Natt	13 Natt
69.	3/8	@ Utah	110-117	L 31-38		10-24	26 R. Brewer	9 Jeelani
70.	3/7	Denver	113-104	W 32-38	22-14		29 Natt	19 Washington
71.	3/9	LA Lakers	142-121	W 33-38	23-14		23 Twardzik	10 Washington
72.	3/12	@ LA Lakers	94-102	L 33-39		10-25	23 Owens	15 Owens
73.	3/14	@ Milwaukee	110-120	L 33-40		10-26	24 Natt	10 Washington
74.	3/15	@ Chicago	108-110	L 33-41		10-27	28 Jeelani	10 Owens
75.	3/18	Milwaukee	123-122	W 34-41	24-14		25 R. Brewer	14 Washington
76.	3/19	@ Golden State	115-113 (ot)	W 35-41		11-27	24 Natt	10 Washington
77.	3/21	Phoenix	100-111	L 35-42	24-15		16 Bates	10 Owens
78.	3/23	San Diego	98-91	W 36-42	25-15		28 Natt	13 Washington
79.	3/25	Kansas City	106-102	W 37-42	26-15		24 Natt	12 Washington
80.	3/27	@ San Diego	96-93	W 38-42		12-27	18 Owens	9 Natt
81.	3/28	@ Phoenix	100-114	L 38-43		12-28	20 Bates	8 Owens
82.	3/30	@ Seattle	104-130	L 38-44		12-29	18 Washington	10 Washington, Owens

See Playoff section for 1980 Playoff game-by-game scores

1980-81



Left to right, first row: Jack Ramsay, Bucky Buckwalter, Bob Gross, Jim Paxson, Billy Ray Bates, Mike Gale, Kelvin Ransey, Dave Twardzik, Harry Glickman, Larry Weinberg. Second row: Ron Culp, Calvin Natt, Mychal Thompson, Jeff Crompton, Kermit Washington, Michael Harper, Tom Owens, Kevin Kunnert.

IN REVIEW --- The Trail Blazers set a club record for December, going 13-2, part of a stretch when they won 14 of 15 games. And, they finished the season by winning 12 of their last 16 games and 16 of their last 22, including the capturing their final three on the road. Those runs helped boost the final record to 45-37, seven victories better than the previous season. Balanced scoring and a relatively injury-free season were contributing factors in the improvement. Seven Blazer regulars averaged in double-digit scoring, led by second-year guard Jim Paxson's 17.1 ppg and Mychal Thompson's 17.0 ppg. Rookie Kelvin Ransey took over the starting point guard role in November and ended the season with a club-record 555 assists, the league's seventh highest total for the year. For the fourth straight year since winning the title in 1977 Portland exited the playoffs after one round but only after a hard-fought best-of-three series with Kansas City. The Kings took the first one in overtime, 98-97. The Blazers came back to win Game 2, also in OT, 124-119, with Mychal Thompson scoring a Portland playoff record 40 points. KC clinched the series with a 104-95 victory. In that loss, the Blazers shot 54 percent from the floor and converted two more field goals than the Kings but were only five-of-eight from the line, playoff lows for the club.

HONORS --- Kelvin Ransey was named to the NBA All-Rookie team . . . Kermit Washington for the second straight year was selected on the NBA's All-Defensive second team . . . Ransey was seventh in the league in assists (6.9 apg); Washington sixth in FG percentage (.569); Billy Ray Bates 10th in FT percentage (.854); Mychal Thompson eighth in blocked shots (2.15 bpg).

KEY DRAFT PICKS: Ron Lester, Iowa (1st round), Michael Harper, North Park (3rd). . . **KEY ROSTER MOVES:** Traded draft rights to Ron Lester to Chicago for the rights to Kelvin Ransey and an exchange of 1981 1st round draft picks; Traded T.R. Dunn and a 1983 1st round draft pick to Denver for a 1983 1st round draft pick (used to draft Clyde Drexler) and a 1984 2nd round pick; Traded Jim Brewer to the LA Lakers for a 1984 2nd round pick (used to draft Jerome Kersey); Traded Ron Brewer to San Antonio for Mike Gale and a 1st round draft pick in 1982.

Overall record: 45-37 (tie, 8th in league, 4th in conference, 3rd in division)
 Home record: 30-11 (tie, 6th in league), Road record: 15-26 (tie, 11th in league)
 Lost to Kansas City in Western Conference First Round (2-1)

1980-81 PORTLAND TRAIL BLAZERS STATISTICS


	G	St	Min	FG	FGA	Pct.	3FG	3AT	Pct.	FT	FTA	Pct.	Off	Def	Reb	Ast.	PF-DQ	Stl	Blk	Pts	Avg.
Jim Paxson	79	79	2701	585	1092	.536	2	30	.067	182	248	.734	74	137	211	299	172-1	140	9	1354	17.1
Mychal Thompson	79	75	2790	569	1151	.494	0	1	.000	207	323	.641	223	463	686	284	260-5	62	170	1345	17.0
Kelvin Ransey	80	57	2431	525	1162	.452	3	31	.097	164	219	.749	42	153	195	555	201-1	88	9	1217	15.2
Billy Ray Bates	77	4	1560	439	902	.487	14	54	.259	170	199	.854	71	86	157	196	120-0	82	6	1062	13.8
Calvin Natt	74	62	2111	395	794	.497	4	8	.500	200	283	.707	149	282	431	159	188-2	73	18	994	13.4
Kermit Washington	73	45	2120	325	571	.569	0	1	.000	181	288	.628	236	450	686	149	258-5	85	86	831	11.4
Tom Owens	79	47	1843	322	630	.511	0	4	.000	191	250	.764	165	291	456	140	273-10	36	47	835	10.6
Bob Gross	82	24	1934	253	479	.528	0	9	.000	135	159	.849	126	202	328	251	238-5	90	67	641	7.8
Ron Brewer*	29	10	548	95	246	.386	1	3	.333	26	34	.765	13	20	33	55	42-0	34	9	217	7.5
Kevin Kunnert	55	1	842	101	216	.468	0	0	.000	42	54	.778	98	189	287	67	143-1	17	32	244	4.4
Mike Gale	42	0	476	71	145	.490	1	4	.250	36	42	.857	9	38	47	70	61-0	39	5	179	4.3
Roy Hamilton	1	0	5	1	3	.333	0	0	.000	1	2	.500	2	1	3	0	1-0	0	0	3	3.0
Mike Harper	55	0	461	56	136	.412	0	3	.000	37	85	.435	28	65	93	17	73-0	23	20	149	2.7
Geoff Crompton	6	0	33	4	8	.500	0	0	.000	1	5	.200	7	11	18	2	4-0	0	2	9	1.5
Portland	82		19855	3741	7535	.496	25	148	.169	1573	2191	.718	1243	2388	3631	2244	2034-30	769	480	9080	110.7
Opponents	82		19855	3584	7351	.488	34	149	.228	1805	2377	.759	1249	2419	3668	2109	1932-30	802	422	9007	109.8

* Did not complete season with Trail Blazers

1980-81

Date	Opponent	Score	Record	Home	Road	Scoring Leader	Rebounding Leader
1. 10/10	@ Utah	86-96	L 0-1		0-1	26 R.Brewer	12 M.Thompson
2. 10/12	Seattle	107-96	W 1-1	1-0		18 M.Thompson,Bates	13 Kunnert
3. 10/15	@ Golden State	92-95	L 1-2		0-2	19 Paxson	12 Washington
4. 10/17	Houston	99-102	L 1-3	1-1		20 Washington	15 Washington
5. 10/21	LA Lakers	107-103	W 2-3	2-1		18 Owens	16 Washington
6. 10/24	Dallas	120-105	W 3-3	3-1		22 M.Thompson	11 Washington
7. 10/26	@ Seattle	98-111	L 3-4		0-3	16 M.Thompson	10 Washington
8. 10/28	@ San Antonio	112-120	L 3-5		0-4	24 Natt	12 Washington
9. 10/29	@ Kansas City	98-115	L 3-6		0-5	19 Washington	10 Natt,Gross
10. 11/1	Utah	87-95	L 3-7	3-2		21 M.Thompson	17 Washington
11. 11/2	Cleveland	102-96	W 4-7	4-2		18 R.Brewer	11 M.Thompson
12. 11/4	@ LA Lakers	118-119	L 4-8		0-6	26 M.Thompson	12 M.Thompson
13. 11/7	Golden State	122-113	W 5-8	5-2		27 Owens	17 Washington
14. 11/8	San Diego	106-110 (ot)	L 5-9	5-3		26 Owens	11 Washington
15. 11/11	Kansas City	101-102	L 5-10	5-4		20 Natt	12 Washington
16. 11/14	@ Dallas	106-113	L 5-11		0-7	19 Natt	14 M.Thompson
17. 11/15	@ Denver	123-125	L 5-12		0-8	27 Washington	12 Washington,Owens
18. 11/16	@ Phoenix	107-119	L 5-13		0-9	21 Natt	11 M.Thompson,Owens
19. 11/18	Denver	122-103	W 6-13	6-4		25 Paxson	11 Washington
20. 11/20	Milwaukee	93-97	L 6-14	6-5		18 M.Thompson	10 M.Thompson
21. 11/23	Dallas	116-96	W 7-14	7-5		20 Paxson,Owens	11 Washington
22. 11/25	@ Atlanta	108-112	L 7-15		0-10	18 Paxson	10 Washington,M.Thompson
23. 11/26	@ Boston	101-126	L 7-16		0-11	17 R. Brewer	9 M. Thompson, Kunnert
24. 11/28	@ Philadelphia	103-116	L 7-17		0-12	27 Natt	18 Owens
25. 11/29	@ New York	110-111	L 7-18		0-13	28 Natt	11 M.Thompson
26. 12/2	New Jersey	105-118	L 7-19	7-6		26 Bates	11 Owens
27. 12/4	@ San Diego	103-100	W 8-19		1-13	21 M.Thompson,Paxson	8 Owens
28. 12/5	Chicago	116-115	W 9-19	8-6		21 Ransey	11 M.Thompson
29. 12/7	San Antonio	116-115	W 10-19	9-6		21 Bates	8 Washington
30. 12/9	Seattle	111-98	W 11-19	10-6		30 Paxson	9 Natt
31. 12/12	Houston	106-100	W 12-19	11-6		18 Bates, Ransey	10 Kunnert
32. 12/14	@ Phoenix	116-110	W 13-19		2-13	24 M.Thompson	12 M.Thompson
33. 12/17	@ Golden State	115-113	W 14-19		3-13	23 M.Thompson	10 M.Thompson,Natt
34. 12/19	@ LA Lakers	110-106	W 15-19		4-13	21 M.Thompson	11 M.Thompson
35. 12/20	Atlanta	122-119 (ot)	W 16-19	12-6		29 Paxson	9 M.Thompson,Natt
36. 12/21	Phoenix	100-111	L 16-20	12-7		22 Bates	7 Paxson
37. 12/23	LA Lakers	108-102	W 17-20	13-7		25 Ransey	13 M.Thompson
38. 12/25	Golden State	115-114	W 18-20	14-7		23 Owens	10 Kunnert
39. 12/26	@ Seattle	96-90	W 19-20		5-13	27 M.Thompson	14 Owens
40. 12/30	Philadelphia	109-108	W 20-20	15-7		25 M.Thompson	10 M.Thompson
41. 1/1	Denver	122-119	W 21-20	16-7		29 Ransey	11 M.Thompson,Washington
43. 1/4	Boston	111-120	L 21-22	16-8		22 M.Thompson	10 M.Thompson,Owens
44. 1/6	Detroit	110-90	W 22-22	17-8		21 Paxson	12 Washington
45. 1/9	@ San Antonio	86-102	L 22-23		5-15	18 Paxson	8 M.Thompson
46. 1/10	@ Houston	105-106	L 22-24		5-16	30 Paxson	11 Washington
47. 1/14	@ Kansas City	110-91	W 23-24		6-16	32 Ransey	14 Washington
48. 1/16	@ Chicago	113-112	W 24-24		7-16	21 Paxson	5 Owens
49. 1/18	@ Milwaukee	103-110	L 24-25		7-17	23 M.Thompson	17 M.Thompson
50. 1/20	@ Cleveland	94-99	L 24-26		7-18	20 Owens	11 Owens
51. 1/23	New York	117-90	W 25-26	18-8		23 Paxson	14 M.Thompson
52. 1/25	San Antonio	118-100	W 26-26	19-8		21 Paxson	12 M.Thompson
53. 1/26	@ LA Lakers	112-124	L 26-27		7-19	21 Bates	13 Owens
54. 1/29	@ San Diego	108-106	W 27-27		8-19	30 Paxson	12 Washington
55. 2/3	Washington	111-104 (ot)	W 28-27	20-8		24 Bates	14 Washington
56. 2/4	@ Golden State	100-115	L 28-28		8-20	21 Ransey	13 M.Thompson
57. 2/6	@ San Antonio	96-122	L 28-29		8-21	17 M.Thompson	9 M.Tho., Ransey, Bates
58. 2/8	Kansas City	129-123 (ot)	W 29-29	21-8		24 M.Thompson	14 M.Thompson
59. 2/12	Seattle	109-112	L 29-30	21-9		27 M.Thompson	8 M.Thompson
60. 2/13	@ Denver	143-162	L 29-31		8-22	25 Natt	9 Natt
61. 2/15	Utah	118-84	W 30-31	22-9		25 Bates	8 Washington
62. 2/17	@ Washington	124-104	W 31-31		9-22	24 Ransey	11 M.Thompson
63. 2/19	@ Detroit	115-106	W 32-31		10-22	24 Bates	8 M.Thompson
64. 2/20	@ New Jersey	113-123 (ot)	L 32-32		10-23	26 Ransey	11 M.Thompson,Washington
66. 2/24	San Diego	107-121	L 33-33	22-10		23 Bates	16 Washington
67. 2/27	Phoenix	121-117	W 34-33	23-10		33 Ransey	9 Washington
68. 3/1	Utah	108-97	W 35-33	24-10		29 Ransey	9 M.Thompson
69. 3/3	Indiana	117-112	W 36-33	25-10		28 M.Thompson	11 Washington
70. 3/5	@ Kansas City	100-106	L 36-34		11-24	21 M.Thompson	16 Washington
71. 3/6	@ Phoenix	107-128	L 36-35		11-25	20 M.Thompson,Ransey	7 Washington
72. 3/8	Golden State	120-112 (ot)	W 37-35	26-10		33 M.Thompson	13 Natt
73. 3/10	@ Denver	142-137	W 38-35		12-25	35 Ransey	16 Washington
74. 3/13	@ Houston	104-126	L 38-36		12-26	20 Ransey	10 Washington
75. 3/15	Dallas	135-110	W 39-36	27-10		35 Bates	10 Kunnert
76. 3/17	San Diego	127-112	W 40-36	28-10		24 Paxson	8 M.Thompson
77. 3/20	Houston	107-103	W 41-36	29-10		21 Paxson,Bates	10 Washington
78. 3/21	LA Lakers	111-117	L 41-37	29-11		24 Ransey	19 Washington
79. 3/24	Phoenix	120-111	W 42-37	30-11		33 Ransey	14 Washington
80. 3/25	@ Seattle	112-103	W 43-37		13-26	24 M.Tho., Ransey, Bates	9 M.Thompson
81. 3/27	@ Dallas	123-109	W 44-37		14-26	29 M.Thompson	11 M.Thompson
82. 3/29	@ San Diego	144-129	W 45-37		15-26	40 Bates	10 M.Thompson

See Playoff section for 1981 Playoff game-by-game scores



Left to right, first row: Larry Weinberg, Harry Glickman, Billy Ray Bates, Jim Paxson, Kelvin Ransey, Jeff Lamp, Darnell Valentine, Jim Lynam, Jack Ramsay. Second row: Ron Culp, Bob Gross, Mychal Thompson, Kevin Kunnert, Petur Gudmundsson, Michael Harper, Peter Verhoeven, Calvin Natt, Bucky Buckwater.

IN REVIEW --- Even though they finished the year at 42-40, two games above .500, the 1981-82 Trail Blazers became the first Portland team to miss the NBA Playoffs in six seasons. While only 12 of the 22 other teams in the league had better records, four of those were in the tough Pacific Division and seven were in the Western Conference. The Blazers were adversely affected when Kermit Washington, their rebounding leader the previous two seasons, was hobbled by an ankle injury suffered prior to the start of regular season play. Washington, an NBA All-Defensive team choice the previous two seasons and Portland's leading rebounder and field goal shooter in both campaigns, saw action in only 20 of the team's first 38 games and averaged just 5.0 points and 5.9 rebounds before the gimpy ankle forced his retirement from basketball on January 26. Despite the loss of Washington and injuries to other key front-line players for varied lengths of time, the Blazers were still in the hunt for a playoff spot going into the final week of action. After defeating Golden State, 116-106 in overtime to improve to 41-37, Portland dropped three of its last four games and Phoenix took the final spot in the six-team Western Conference playoffs.

HONORS --- Mychal Thompson was fourth in the league in rebounding (11.7 rpg), fifth highest one season average in club history; Calvin Natt ranked fifth in FG percentage (.576) which was a club record; Kelvin Ransey, who equaled his previous year's team-record 555 assists, was ninth in that category (7.1 apg).

CHANGES --- Stu Inman added the duties of general manager to those of director of player personnel; Jim Lynam was named assistant coach . . . **KEY DRAFT PICKS:** Jeff Lamp, Virginia, and Darnell Valentine, Kansas (both 1st round), Petur Gudmundsson, Washington (3rd); Peter Verhoeven, Fresno State (4th) . . . **KEY ROSTER MOVES:** Traded Tom Owens to Indiana for a 1984 1st round draft pick (used to draft Sam Bowie); Traded Mike Gale to Golden State for two 2nd round draft picks; Kermit Washington retired on January 26.

Overall record: 42-40 (tie, 13th in league, 8th in conference, 5th in division)
Home record: 27-14 (10th in league), Road record: 15-26 (tie, 14th in league)

1981-82 PORTLAND TRAIL BLAZERS STATISTICS

	G	St	Min	FG	FGA	Pct.	3FG	3AT	Pct.	FT	FTA	Pct.	Off	Def	Reb	Ast.	PF-DQ	Stl	Blk	Pts	Avg.
Mychal Thompson	79	78	3129	681	1303	.523	0	0	---	280	446	.628	258	663	921	319	233-2	69	107	1642	20.8
Jim Paxson	82	82	2756	662	1258	.526	8	35	.229	220	287	.767	75	146	221	276	159-0	129	12	1552	18.9
Calvin Natt	75	70	2599	515	894	.576	2	8	.250	294	392	.750	193	420	613	150	175-1	62	36	1326	17.7
Kelvin Ransey	78	68	2418	504	1095	.460	3	38	.0790	242	318	.761	39	147	186	555	169-1	97	4	1253	16.1
Billy Ray Bates	75	0	1229	327	692	.473	12	41	.293	166	211	.787	53	55	108	111	100-0	41	5	832	11.1
Bob Gross	59	24	1377	173	322	.537	3	6	.500	78	104	.750	101	158	259	125	162-2	75	41	427	7.2
Michael Harper	68	37	1433	184	370	.497	0	1	.000	96	153	.627	127	212	339	54	229-7	55	82	464	6.8
Darnell Valentine	82	14	1387	187	453	.413	0	9	.000	152	200	.760	48	101	149	270	187-1	94	3	526	6.4
Kermit Washington	20	4	418	38	78	.487	0	0	---	24	41	.585	40	77	117	29	56-0	9	16	100	5.0
Peter Verhoeven	71	23	1207	149	296	.503	0	0	---	51	72	.708	106	148	254	52	215-4	42	22	349	4.9
Jeff Lamp	54	0	617	100	196	.510	0	1	.000	50	61	.820	24	40	64	28	83-0	16	1	250	4.6
Petur Gudmundsson	68	6	845	83	166	.500	1	1	1.000	52	76	.684	51	135	186	59	163-2	13	30	219	3.2
Kevin Kunnert	21	0	237	20	48	.417	0	0	---	9	17	.529	20	46	66	18	51-1	3	6	49	2.3
Carl Bailey	1	0	7	1	1	1.000	0	0	---	0	0	.000	0	0	0	0	2-0	0	0	2	2.0
Dennis Awtrey*	10	3	121	5	15	.333	0	0	---	5	9	.556	7	7	14	8	28-1	1	2	15	1.5
Portland	82		19780	3629	7187	.505	29	140	.207	1719	2387	.720	1142	2355	3497	2054	2012-22	706	367	9006	109.8
Opponents	82		19780	3637	7293	.499	54	206	.262	1629	2149	.758	1221	2367	3588	2114	2142-31	708	427	8957	109.2

* Did not complete season with Trail Blazers

1981-82

Date	Opponent	Score	Record	Home	Road	Scoring Leader	Rebounding Leader
1. 10/30	Phoenix	103-95	W	1-0	1-0	24 M.Thompson	11 Natt
2. 11/1	Seattle	104-94	W	2-0	2-0	21 M.Thompson	13 Natt
3. 11/3	LA Lakers	102-100	W	3-0	3-0	23 Natt,Paxson	12 M.Thompson
4. 11/4	@ Golden State	109-108	W	4-0	1-0	22 Paxson	11 M.Thompson
5. 11/6	Utah	119-109	W	5-0	4-0	30 M.Thompson	13 M.Thompson
6. 11/8	Denver	120-116	W	6-0	5-0	30 Natt	19 M.Thompson
7. 11/10	Dallas	117-95	W	7-0	6-0	21 Paxson	7 M.Thompson,Verhoeven
8. 11/12	@ San Diego	115-122	L	7-1	1-1	33 Natt	14 Natt
9. 11/13	@ LA Lakers	115-119	L	7-2	1-2	34 Natt	16 M.Thompson
10. 11/15	San Antonio	105-110	L	7-3	6-1	26 Paxson	10 Harper
11. 11/20	New Jersey	106-86	W	8-3	7-1	27 M.Thompson	15 M.Thompson
12. 11/25	@ Seattle	103-110	L	8-4	1-3	37 M.Thompson	13 Natt
13. 11/27	@ Utah	103-93	W	9-4	2-3	30 M.Thompson	9 Verhoeven
14. 11/29	Chicago	114-109	W	10-4	8-1	24 Verhoeven	9 Gudmundsson
15. 12/1	@ Denver	121-113	W	11-4	3-3	30 Natt	14 Natt
16. 12/2	@ Kansas City	112-107	W	12-4	4-3	26 Paxson	13 M.Thompson
17. 12/4	@ San Antonio	111-127	L	12-5	4-4	25 M.Thompson	12 M.Thompson
18. 12/5	@ Houston	98-110	L	12-6	4-5	18 Paxson	16 M.Thompson
19. 12/8	Golden State	108-122	L	12-7	8-2	26 Paxson	15 M.Thompson
20. 12/10	@ Phoenix	110-117	L	12-8	4-6	29 Paxson	21 M.Thompson
21. 12/11	@ LA Lakers	116-124	L	12-9	4-7	38 M.Thompson	11 M.Thompson
22. 12/13	Detroit	105-99	W	13-9	9-2	30 Natt	13 M.Thompson
23. 12/15	San Diego	118-101	W	14-9	10-2	28 Ransey	12 Gudmundsson
24. 12/19	@ Dallas	95-102	L	14-10	4-8	25 Ransey	11 Washington
25. 12/22	LA Lakers	110-122	L	14-11	10-3	20 Paxson	7 Natt
26. 12/25	Seattle	99-94	W	15-11	11-3	28 Verhoeven	15 M.Thompson
27. 12/26	@ San Diego	128-116	W	16-11	5-8	27 Paxson	16 M.Thompson
28. 12/30	@ Phoenix	112-113	L	16-12	5-9	27 Ransey	9 Natt
29. 1/1	Philadelphia	105-120	L	16-13	11-4	21 Natt	10 Natt
30. 1/3	Kansas City	127-116 (ot)	W	17-13	12-4	28 Natt	13 Washington
31. 1/5	San Antonio	115-110	W	18-13	13-4	25 M.Thompson,Bates	9 Washington,M.Thompson
32. 1/8	Denver	121-124	L	18-14	13-5	27 M.Thompson	15 M.Thompson,Natt
33. 1/10	Houston	109-111	L	18-15	13-6	25 M.Thompson	10 Washington
34. 1/12	Indiana	105-93	W	19-15	14-6	22 M.Thompson	14 M.Thompson
35. 1/14	@ Houston	111-100	W	20-15	6-9	22 M.Th.,Paxson,Ransey	12 M.Thompson
36. 1/16	@ Dallas	110-103	W	21-15	7-9	24 Ransey	13 Natt
37. 1/19	@ Atlanta	101-112	L	21-16	7-10	22 Bates	7 M.Thompson,Harper
38. 1/20	@ Philadelphia	110-115	L	21-17	7-11	26 Ransey	9 M.Thompson
39. 1/22	@ Washington	97-110	L	21-18	7-12	17 M.Thompson	12 M.Thompson
40. 1/24	@ Boston	123-119	W	22-18	8-12	33 Ransey	9 M.Thompson,Natt
41. 1/29	San Diego	96-93	W	23-18	15-6	25 Natt	19 M.Thompson
42. 2/2	Kansas City	102-97	W	24-18	16-6	27 Natt	17 M.Thompson
43. 2/3	@ Utah	118-122	L	24-19	8-13	20 Ransey	10 M.Thompson
44. 2/5	Utah	121-100	W	25-19	17-6	29 Bates	19 M.Thompson
45. 2/7	New York	100-98	W	26-19	18-6	28 M.Thompson	18 M.Thompson
46. 2/10	@ Cleveland	105-91	W	27-19	9-13	24 Natt	11 Natt
47. 2/11	@ Milwaukee	105-116	L	27-20	9-14	25 M.Thompson	9 M.Thompson,Natt
48. 2/13	@ Detroit	128-120	W	28-20	10-14	25 Natt	11 M.Thompson
49. 2/14	@ Indiana	91-107	L	28-21	10-15	18 Harper	21 M.Thompson
50. 2/16	Washington	97-100	L	28-22	18-7	24 Paxson	15 M.Thompson
51. 2/19	Boston	117-127	L	28-23	18-8	29 M.Thompson	11 M.Thompson
52. 2/21	Atlanta	97-109	L	28-24	18-9	18 Ransey	12 M.Thompson
53. 2/23	@ Chicago	122-123	L	28-25	10-16	22 M.Thompson	12 M.Thompson
54. 2/24	@ Kansas City	123-111	W	29-25	11-16	26 Natt	10 M.Thompson,Gross
55. 2/26	@ New Jersey	106-110	L	29-26	11-17	26 M.Thompson	12 Natt
56. 2/27	@ New York	105-107	L	29-27	11-18	25 Ransey	10 M.Thompson
57. 3/2	Phoenix	119-108 (ot)	W	30-27	19-9	30 Ransey	12 M.Thompson
58. 3/5	Cleveland	110-111	L	30-28	19-10	28 M.Thompson	12 M.Thompson
59. 3/7	@ Golden State	106-102	W	31-28	12-18	29 M.Thompson	10 M.Thompson
60. 3/10	@ Dallas	102-104	L	31-29	12-19	23 Bates	11 Harper
61. 3/12	@ San Antonio	112-108	W	32-29	13-19	23 Ransey	14 M.Thompson
62. 3/13	@ Houston	107-112	L	32-30	13-20	24 M.Thompson	18 M.Thompson
63. 3/16	LA Lakers	108-120	L	32-31	19-11	26 Paxson	11 Natt
64. 3/18	Golden State	109-95	W	33-31	20-11	26 Natt	15 Natt
65. 3/19	@ Utah	131-129 (ot)	W	34-31	14-20	30 M.Thompson	16 M.Thompson
66. 3/21	Dallas	109-101	W	35-31	21-11	24 Ransey	7 M.Thompson
67. 3/23	Milwaukee	104-109	L	35-32	21-12	37 M.Thompson	18 M.Thompson
68. 3/25	Houston	95-108	L	35-33	21-13	23 M.Thompson	11 M.Thompson
69. 3/26	@ Golden State	89-102	L	35-34	14-21	22 M.Thompson	7 Natt,Gudmundsson
70. 3/28	@ Seattle	101-109	L	35-35	14-22	23 Paxson	18 M.Thompson
71. 3/30	Kansas City	109-99	W	36-35	22-13	33 Paxson	12 Natt
72. 4/1	San Antonio	109-105	W	37-35	23-13	28 M.Thompson	13 Natt
73. 4/2	@ Denver	121-127	L	37-36	14-23	27 M.Thompson	13 Natt
74. 4/4	@ LA Lakers	111-129	L	37-37	14-24	23 Ransey	12 Natt
75. 4/6	Denver	136-122	W	38-37	24-13	28 Natt	9 Natt,Harper
76. 4/8	@ Phoenix	106-104	W	39-37	15-24	17 Paxson,Gross	11 Gross
77. 4/9	San Diego	124-104	W	40-37	25-13	22 Bates	11 Gudmundsson
78. 4/11	Golden State	116-106 (ot)	W	41-37	26-13	24 Paxson	13 M.Thompson,Natt
79. 4/13	@ Seattle	86-88	L	41-38	15-25	18 Ransey	13 Natt
80. 4/15	@ San Diego	123-129	L	41-39	15-26	27 Bates	8 Natt
81. 4/16	Phoenix	99-113	L	41-40	26-14	25 M.Thompson	20 M.Thompson
82. 4/18	Seattle	119-114	W	42-40	27-14	25 Paxson	19 M.Thompson



Left to right, first row: Bucky Buckwalter, Jim Lynam, Jack Ramsay, Harry Glickman, Bill Schonely, Ron Culp. Second row: Lafayette Lever, Don Buse, Jeff Lamp, Jeff Judkins, Calvin Natt, Audie Norris, Mychal Thompson, Larry Weinberg, Wayne Cooper, Peter Verhoeven, Hank McDowell, Kenny Carr, Linton Townes, Jim Paxson, Darnell Valentine.

IN REVIEW --- For the first time since winning the NBA championship in 1977, the Trail Blazers advanced beyond one round of action in post-season play. Finishing the regular season at 46-36, the most wins since the 1977-78 campaign, the Blazers took two straight from the fourth-seeded Seattle SuperSonics in the playoff's first round to advance to the Western Conference semifinals against the Los Angeles Lakers. The defending world champions prevailed in that series, four games to one. Portland, 31-10 in the friendly confines of Memorial Coliseum, sustained a 15-game homecourt win streak from mid-November through mid-January. It equaled the second longest home string in franchise history. One of the keys to the success of the 1982-83 season was a relatively injury-free run by the six core players in Coach Jack Ramsay's rotation---Jim Paxson, Calvin Natt, Mychal Thompson, Kenny Carr, Wayne Cooper and Fats Lever. Collectively, they missed only eight games because of hurts the entire season. Paxson (21.7 ppg) and Natt (20.4 ppg) were 17th and 23rd respectively among the league's scoring leaders. Lever, in his first season, led the Blazers in assists with a 5.3 apg average and was 10th in the NBA in steals.

HONORS --- Jim Paxson was selected to play in the 1983 NBA All-Star Game . . . Lafayette Lever was 10th in the NBA in steals (1.89 spg).

KEY DRAFT PICKS: Lafayette Lever, Arizona State (1st round), Linton Townes, James Madison, and Audie Norris, Jackson State, (both 2nd) . . .
KEY ROSTER MOVES: Acquired Kenny Carr from Detroit for a 1982 1st round draft pick; Traded Kelvin Ransey to Dallas in exchange for Wayne Cooper and a 1985 1st round draft choice (used to select Terry Porter); Acquired Jeff Judkins from Detroit in exchange for a 1984 3rd round draft choice; Acquired Don Buse from Indiana for cash and use of consultation services of Jon Spoelstra, vice president for marketing; Claimed Hank McDowell on waivers from Golden State.

Overall record: 46-36 (9th in league, 5th in conference, 4th in division)
 Home record: 31-10 (tie, 7th in league) , Road record: 15-26 (tie, 14th in league)
 Lost to LA Lakers in Western Conference Semifinals (4-1) --- Overall Playoff record 3-4

1982-83 PORTLAND TRAIL BLAZERS STATISTICS

	G	St	Min	FG	FGA	Pct.	3FG	3AT	Pct.	FT	FTA	Pct.	Off	Def	Reb	Ast.	PF-DQ	Stl	Blk	Pts	Avg.
Jim Paxson	81	81	2740	682	1323	.515	4	25	.160	388	478	.812	68	106	174	231	160-0	140	17	1756	21.7
Calvin Natt	80	80	2879	644	1187	.543	3	20	.150	339	428	.792	214	385	599	171	184-2	63	29	1630	20.4
Mychal Thompson	80	80	3017	505	1033	.489	0	1	.000	249	401	.621	183	570	753	380	213-1	68	110	1259	15.7
Darnell Valentine	47	36	1298	209	460	.454	0	1	.000	169	213	.793	34	83	117	293	139-1	101	5	587	12.5
Kenny Carr	82	27	2331	362	717	.505	2	6	.333	255	366	.697	182	407	589	116	306-10	62	42	981	12.0
Wayne Cooper	80	59	2099	320	723	.443	0	5	.000	135	197	.685	214	397	611	116	318-5	27	136	775	9.7
Lafayette Lever	81	45	2020	256	594	.431	5	15	.333	116	159	.730	85	140	225	426	179-2	153	15	633	7.8
Don Buse	41	1	643	72	182	.396	9	35	.257	41	46	.891	19	35	54	115	60-0	44	2	194	4.7
Linton Townes	55	0	516	105	234	.449	9	25	.360	28	38	.737	30	35	65	31	81-0	19	5	247	4.5
Jeff Lamp	59	1	690	107	252	.425	1	6	.167	42	52	.808	25	51	76	58	67-0	20	3	257	4.4
Peter Verhoeven	48	0	527	87	171	.509	0	1	.000	21	31	.677	44	52	96	32	95-2	18	9	195	4.1
Jeff Judkins	34	0	309	39	88	.443	2	8	.250	25	30	.833	18	25	43	17	39-0	15	2	105	3.1
Hank McDowell	42	0	375	45	97	.464	0	2	.000	33	43	.767	39	50	89	20	58-0	6	7	123	2.9
Audie Norris	30	0	311	26	63	.413	0	0	---	14	30	.467	25	44	69	24	61-0	13	2	66	2.2
Portland	82		19755	3459	7124	.486	35	150	.233	1855	2512	.738	1180	2380	3560	2030	1960-23	749	384	8808	107.4
Opponents	82		19755	3503	7211	.486	55	188	.293	1572	2046	.768	1126	2364	3490	2072	2232-32	658	500	8633	105.3

1982-83

Date	Opponent	Score	Record	Home	Road	Scoring Leader	Rebounding Leader
1. 10/29	@ Kansas City	111-113	L	0-1	0-1	29 Paxson	10 Carr,Cooper
2. 10/30	@ San Antonio	107-112	L	0-2	0-2	33 Paxson 1	0 M.Thompson
3. 11/2	@ Phoenix	87-92	L	0-3	0-3	15 Paxson,M	.Thompson 9 M.Thompson
4. 11/4	San Antonio	107-108 (ot)	L	0-4	0-1	22 M.Thompson	14 Carr
5. 11/6	New York	110-102	W	1-4	1-1	33 Paxson	12 M.Thompson
6. 11/7	@ LA Lakers	89-103	L	1-5	0-4	22 Paxson	7 Natt
7. 11/9	Golden State	111-96	W	2-5	2-1	20 M.Thompson	7 Natt,M.Thompson
8. 11/11	Houston	111-90	W	3-5	3-1	24 Paxson	8 M.Thompson,Cooper
9. 11/12	@ Denver	128-111	W	4-5	1-4	27 Natt	12 M.Thompson,Carr
10. 11/14	Phoenix	94-102	L	4-6	3-2	20 Natt,Valentine	11 Natt
11. 11/16	Atlanta	106-87	W	5-6	4-2	25 M.Thompson	11 M.Thompson
12. 11/19	New Jersey	118-108	W	6-6	5-2	27 Natt	12 M.Thompson
13. 11/21	Cleveland	129-79	W	7-6	6-2	23 Paxson	11 M.Thompson
14. 11/23	@ Philadelphia	106-103	W	8-6	2-4	22 Natt	12 Carr
15. 11/24	@ Boston	95-104	L	8-7	2-5	23 M.Thompson	13 M.Thompson
16. 11/26	@ Detroit	118-132 (ot)	L	8-8	2-6	31 Natt	9 Carr,Natt
17. 11/27	@ Washington	90-107	L	8-9	2-7	19 Paxson	10 M.Thompson
18. 11/30	San Diego	121-114	W	9-9	7-2	23 M.Thompson	11 Carr
19. 12/2	@ Utah	112-119	L	9-10	2-8	29 Natt	13 M.Thompson
20. 12/3	@ LA Lakers	100-115	L	9-11	2-9	24 M.Thompson	10 Carr
21. 12/7	Utah	137-121	W	10-11	8-2	35 Paxson	13 Carr
22. 12/9	@ Golden State	107-98	W	11-11	3-9	30 Natt	14 Natt
23. 12/12	Phoenix	99-94	W	12-11	9-2	20 Paxson	15 Cooper
24. 12/14	LA Lakers	107-103	W	13-11	10-2	24 Paxson	15 M.Thompson
25. 12/16	@ San Diego	111-103	W	14-11	4-9	21 Paxson	11 M.Thompson
26. 12/18	Dallas	108-105	W	15-11	11-2	22 Natt	10 Carr
27. 12/21	@ Seattle	94-99	L	15-12	4-10	22 M.Thompson	20 M.Thompson
28. 12/23	Houston	88-82	W	16-12	12-2	24 Paxson	15 M.Thompson
29. 12/25	Seattle	95-88	W	17-12	13-2	22 Paxson	13 Carr
30. 12/26	@ San Diego	105-112	L	17-13	4-11	24 M.Thompson	12 M.Thompson
31. 12/28	@ Phoenix	94-116	L	17-14	4-12	20 Valentine	7 Carr,Cooper
32. 12/30	@ Kansas City	113-107	W	18-14	5-12	26 M.Thompson	15 M.Thompson
33. 1/1	Golden State	102-74	W	19-14	14-2	21 M.Thompson	11 M.Thomp.,Carr,Verhoeven
34. 1/2	Denver	122-104	W	20-14	15-2	31 Paxson	14 Cooper
35. 1/4	Indiana	119-117	W	21-14	16-2	32 Paxson	10 Cooper,Natt
36. 1/6	@ Golden State	93-94	L	21-15	5-13	20 Natt	17 Carr
37. 1/9	Seattle	110-101	W	22-15	17-2	31 Natt	8 M.Thompson
38. 1/14	@ Seattle	102-99	W	23-15	6-13	24 M.Thompson	10 Cooper,Natt
39. 1/15	Kansas City	121-110	W	24-15	18-2	29 Paxson	8 M.Thompson
40. 1/20	@ Dallas	112-121	L	24-16	6-14	34 Natt	12 Cooper
41. 1/22	@ Houston	113-96 (ot)	W	25-16	7-14	33 Natt	14 Natt
42. 1/23	@ San Antonio	108-107	W	26-16	8-14	25 M.Thompson	12 Natt
43. 1/25	LA Lakers	120-125	L	26-17	18-3	29 Paxson	12 Natt
44. 1/27	Utah	120-106	W	27-17	19-3	22 Paxson	10 Natt
45. 1/28	@ Denver	109-118	L	27-18	8-15	26 Natt	11 Natt
46. 2/1	Milwaukee	99-115	L	27-19	19-4	22 Natt	9 M.Thompson
47. 2/4	Philadelphia	115-109	W	28-19	20-4	28 Natt	13 Cooper
48. 2/6	Dallas	105-112	L	28-20	20-5	27 Paxson	12 M.Thompson,Cooper
49. 2/8	@ Chicago	109-93	W	29-20	9-15	34 Paxson	9 M.Thompson,Natt
50. 2/10	@ Milwaukee	92-102	L	29-21	9-16	22 Paxson	14 Cooper
51. 2/15	San Diego	115-106	W	30-21	21-5	21 Natt	16 M.Thompson
52. 2/17	Boston	121-114	W	31-21	22-5	26 Carr	12 M.Thompson
53. 2/18	@ Utah	101-97	W	32-21	10-16	32 Paxson	12 M.Thompson
54. 2/20	Washington	104-95	W	33-21	23-5	26 Paxson	12 M.Thompson
55. 2/22	@ Houston	113-107	W	34-21	11-16	28 Paxson	12 M.Thompson
56. 2/23	@ San Antonio	114-124	L	34-22	11-17	20 Paxson,Natt	9 M.Thompson
57. 2/25	@ Dallas	117-133	L	34-23	11-18	19 Carr	12 M.Thompson
58. 2/27	@ Cleveland	92-98	L	34-24	11-19	24 Paxson,Natt	11 Natt
59. 3/2	@ San Diego	104-102	W	35-24	12-19	24 Natt	10 Carr
60. 3/4	Denver	138-142	L	35-25	23-6	33 Natt	8 Carr
61. 3/6	Utah	105-110	L	35-26	23-7	27 Paxson	12 M.Thompson
62. 3/8	@ Atlanta	93-110	L	35-27	12-20	22 Paxson	9 Cooper
63. 3/9	@ Indiana	101-97	W	36-27	13-20	26 Paxson	18 M.Thompson
64. 3/12	@ New York	95-97	L	36-28	13-21	30 Natt	9 Cooper
65. 3/13	@ New Jersey	94-109	L	36-29	13-22	32 Paxson	13 Cooper
66. 3/15	Kansas City	115-98	W	37-29	24-7	32 Paxson	10 Natt
67. 3/18	Chicago	101-117	L	37-30	24-8	31 Paxson	11 Cooper
68. 3/20	@ Denver	118-106	W	38-30	14-22	29 Paxson	12 Carr
69. 3/22	San Antonio	119-102	W	39-30	25-8	22 M.Thompson	16 Cooper
70. 3/24	Houston	104-97	W	40-30	26-8	25 Paxson	11 M.Thompson
71. 3/27	@ Kansas City	95-110	L	40-31	14-23	25 M.Thompson	10 M.Thompson
72. 3/29	Detroit	114-107	W	41-31	27-8	22 Natt	7 M.Thompson
73. 3/31	@ Phoenix	89-106	L	41-32	14-24	22 Natt	13 Cooper
74. 4/2	Dallas	110-98	W	42-32	28-8	27 Natt	12 Cooper
75. 4/5	LA Lakers	107-101	W	43-32	29-8	24 M.Thompson	12 M.Thompson
76. 4/7	@ Golden State	107-118	L	43-33	14-25	21 Paxson	8 McDowell
77. 4/8	Phoenix	98-99	L	43-34	29-9	20 Paxson,Natt	10 Cooper
78. 4/10	Seattle	93-102	L	43-35	29-10	27 Natt	16 M.Thompson
79. 4/12	@ Seattle	101-106	L	43-36	14-26	26 Paxson	14 M.Thompson
80. 4/14	San Diego	120-83	W	44-36	30-10	24 Natt	11 M.Thompson
81. 4/15	Golden State	112-106	W	45-36	31-10	30 Paxson	15 Cooper
82. 4/17	@ LA Lakers	119-108	W	46-36	15-26	28 Paxson	9 Natt

See Playoff section for 1983 Playoff game-by-game scores



Left to right, first row: Harry Glickman, Bill Schonely, Lafayette Lever, Jeff Lamp, Jim Paxson, Darnell Valentine, Jack Ramsay, Bucky Buckwalter, Rick Adelman. Second row: Clyde Drexler, Kenny Carr, Wayne Cooper, Tom Piotrowski, Peter Verhoeven, Audie Norris, Mychal Thompson, Calvin Natt, Ron Culp.

IN REVIEW --- The Trail Blazers posted the second-best record in the west (48-34), a two-victory improvement over the previous season's mark and good enough to nail down the third seed in the Western Conference playoffs. Their impressive 33-8 homecourt record was the best in the NBA; they were 15-1 going into January and didn't lose their third game at home until February 12, being 24-3 at that juncture. On March 16, Portland and Chicago went four overtimes before the Bulls pulled out a 156-155 victory. The game, the highest scoring in franchise history, lasted a club-record 3 hours and 24 minutes. Jim Paxson scored a career-high 41 points in a losing cause. The long ordeal didn't seem to faze the Blazers. They returned to the court less than 24 hours later and outscored Golden State, 133-96, a victory that launched them on an eight-game winning streak, their longest of the year. Jack Ramsay became the second winningest coach in NBA history on March 23 after his team defeated Phoenix, 124-98. He finished the year with 703 career victories, second only to Red Auerbach of Boston. Portland converted a team-record .505 from the field for the season, the league's fourth best mark. The second place finish in the west went for naught in the playoffs. The Blazers lost out to sixth-seeded Phoenix in the first round, 3-2.

HONORS --- Guard Jim Paxson became the third Trail Blazer to be named an NBA all-star, being selected 2nd team All-NBA . . . Paxson also was selected to play in his second consecutive NBA All-Star Game, this time scoring 10 points on 5-of-9 shooting in 14 minutes . . . Calvin Natt was fifth in the league in FG percentage, hitting at .583, second-highest ever by a Trail Blazer.

KEY DRAFT PICKS: Clyde Drexler, Houston (1st round); Granville Waiters, Ohio State (2nd); Tom Piotrowski, LaSalle (3rd) . . . **TRADES:** Granville Waiters to Indiana for a 2nd round draft pick; Peter Gudmundsson to Detroit for a 3rd round draft choice; Linton Townes to Cleveland for a 2nd round pick; Hank McDowell to Indiana for a 3rd round pick.

Overall record: 48-34 (6th in league, 2nd in conference, 2nd in division)
 Home record: 33-8 (1st in league) , Road record: 15-26 (8th in league)
 Lost to Phoenix in Western Conference First Round (3-2)

1983-84 PORTLAND TRAIL BLAZERS STATISTICS

	G	St	Min	FG	FGA	Pct.	3FG	3AT	Pct.	FT	FTA	Pct.	Off	Def	Reb	Ast.	PF-DQ	Stl	Blk	Pts	Avg.
Jim Paxson	81	81	2686	680	1322	.514	17	59	.288	345	410	.841	68	105	173	251	165-0	122	10	1722	21.3
Calvin Natt	79	74	2638	500	857	.583	2	17	.118	275	345	.797	166	310	476	179	218-3	69	22	1277	16.2
Mychal Thompson	79	74	2648	487	929	.524	0	2	.000	266	399	.667	235	453	688	308	237-2	84	108	1240	15.7
Kenny Carr	82	57	2455	518	923	.561	0	5	.000	247	367	.673	208	434	642	157	274-3	68	33	1283	15.6
Darnell Valentine	68	60	1893	251	561	.447	0	3	.000	194	246	.789	49	78	127	395	179-1	107	6	696	10.2
Wayne Cooper	81	38	1662	304	663	.459	0	7	.000	185	230	.804	176	300	476	76	247-2	26	106	793	9.8
Lafayette Lever	81	22	2010	313	701	.447	3	15	.200	159	214	.743	96	122	218	372	178-1	135	31	788	9.7
Clyde Drexler	82	3	1408	252	559	.451	1	4	.250	123	169	.728	112	123	235	153	209-2	107	29	628	7.7
Jeff Lamp	64	0	660	128	261	.490	2	13	.154	60	67	.896	23	40	63	51	67-0	22	4	318	5.0
Audie Norris	79	1	1157	124	245	.504	0	0	.000	104	149	.698	82	175	257	76	231-2	30	34	352	4.5
Peter Verhoeven	43	0	327	50	100	.500	0	1	.000	17	25	.680	27	34	61	20	75-0	22	11	117	2.7
Eddie Jordan*	13	0	183	13	41	.317	0	3	.000	7	10	.700	3	10	13	39	32-0	21	0	33	2.5
Tom Piotrowski	18	0	78	12	26	.462	0	0	---	6	6	1.000	6	10	16	5	22-0	1	3	30	1.7
Portland	82		19805	3632	7189	.505	25	129	.288	1988	2637	.754	1251	2194	3445	2082	2134-16	814	397	9277	113.1
Opponents	82		19805	3566	6943	.514	57	208	.274	1797	2366	.760	1059	2185	3244	2119	2184-23	649	440	8986	109.6

* Did not complete season with Trail Blazers

1983-84

Date	Opponent	Score	Record	Home	Road	Scoring Leader	Rebounding Leader
1. 10/28	San Diego	107-93	W	1-0	1-0	21 Cooper	13 Cooper
2. 10/29	@ Golden State	95-97	L	1-1		27 Paxson	12 Carr
3. 11/1	@ San Antonio	126-124	W	2-1		26 Natt	10 M.Thompson
4. 11/2	@ Dallas	117-123	L	2-2		23 Paxson	10 M.Thompson,Natt
5. 11/4	New York	106-97	W	3-2	2-0	25 Paxson, Natt	9 M.Thompson
6. 11/6	Phoenix	122-96	W	4-2	3-0	20 Paxson	11 Cooper
7. 11/8	@ Houston	122-104	W	5-2		26 Natt	16 M.Thompson
8. 11/10	Cleveland	115-110	W	6-2	4-0	23 Paxson	8 M.Thompson
9. 11/12	@ Utah	122-136	L	6-3		33 Paxson	8 Carr
10. 11/13	Atlanta	135-105	W	7-3	5-0	24 Paxson	11 Cooper
11. 11/15	Utah	114-112	W	8-3	6-0	26 Cooper	12 Natt
12. 11/19	LA Lakers	110-117	L	8-4	6-1	21 Paxson	11 Cooper
13. 11/22	Denver	156-116	W	9-4	7-1	22 Lever	12 M.Thompson,Carr
14. 11/25	@ Seattle	100-90	W	10-4		18 Carr	9 Natt
15. 11/26	Seattle	122-94	W	11-4	8-1	20 Paxson	10 Natt
16. 11/28	@ Kansas City	104-113	L	11-5		28 M.Thompson	11 Carr
17. 11/30	@ Cleveland	105-112	L	11-6		24 Paxson	8 Carr
18. 12/2	@ Boston	106-115	L	11-7		18 Valentine	16 M.Thompson
19. 12/3	@ New Jersey	128-122 (ot)	W	12-7		28 Lever	11 Carr,Cooper
20. 12/6	San Antonio	130-118	W	13-7	9-1	26 Paxson	7 M.Thompson
21. 12/7	@ Utah	111-116	L	13-8		21 M.Thompson	15 Cooper
22. 12/9	Detroit	123-117	W	14-8	10-1	28 M.Thompson	14 M.Thompson
23. 12/11	Golden State	105-101	W	15-8	11-1	27 Paxson	17 Carr
24. 12/13	Seattle	102-89	W	16-8	12-1	18 Paxson,M.Thompson	11 Natt
25. 12/15	New Jersey	118-105	W	17-8	13-1	20 M.Thompson	9 Cooper
26. 12/16	@ Denver	119-115	W	18-8		22 Paxson,Natt	17 Cooper
27. 12/18	@ LA Lakers	115-122	L	18-9		22 M.Thompson,Carr	11 Carr
28. 12/21	@ Phoenix	112-116	W	19-9		31 Paxson	16 Carr
29. 12/23	Houston	97-84	W	20-9	14-1	24 Paxson	12 Carr,Norris
30. 12/25	LA Lakers	141-121	W	21-9	15-1	27 Paxson	11 M.Thompson
31. 12/27	@ Detroit	100-140	L	21-10		19 M.Thompson	12 Carr
32. 12/29	@ Chicago	99-100	L	21-11		18 Paxson,Cooper	11 Cooper
33. 12/30	@ Milwaukee	88-93	L	21-12		17 M.Thompson	8 Carr
34. 1/1	Philadelphia	103-115	L	21-13	15-2	19 M.Thompson	8 M.Thompson,Drexler
35. 1/3	Kansas City	123-104	W	22-13	16-2	39 Paxson	12 M.Thompson
36. 1/6	Denver	144-129	W	23-13	17-2	32 Paxson	16 M.Thompson
37. 1/8	@ Seattle	110-125	L	23-14		20 Paxson,M.Thompson	9 M.Thompson
38. 1/10	San Antonio	133-120	W	24-14	18-2	22 Cooper	7 Cooper
39. 1/12	@ Houston	120-117	W	25-14		28 Natt	11 Natt
40. 1/13	@ Dallas	110-113	L	25-15		24 Paxson	11 Carr
41. 1/16	@ San Antonio	111-126	L	25-16		23 Paxson	10 M.Thompson
42. 1/17	Dallas	121-114	W	26-16	19-2	31 Natt	8 Cooper
43. 1/19	@ Golden State	103-107	L	26-17		22 Paxson	11 Carr
44. 1/21	Kansas City	114-94	W	27-17	20-2	25 M.Thompson	13 M.Thompson
45. 1/24	@ San Diego	113-118	L	27-18		21 Carr	13 Carr
46. 1/31	@ LA Lakers	124-129	L	27-19		33 Natt	11 M.Thompson
47. 2/1	@ Phoenix	106-109	L	27-20		25 Natt	9 M.Thompson,Lever
48. 2/3	Milwaukee	116-110	W	28-20	21-2	32 Natt	8 Cooper
49. 2/5	Phoenix	97-82	W	29-20	22-2	22 Paxson	10 Carr
50. 2/7	Dallas	101-85	W	30-20	23-2	23 Carr	11 Carr
51. 2/8	@ San Diego	114-105	W	31-20		26 Carr	13 Carr
52. 2/10	Denver	123-117	W	32-20	24-2	22 Paxson	10 M.Thompson
53. 2/12	Utah	112-114	L	32-21	24-3	26 Paxson	11 Cooper
54. 2/17	Washington	87-96	L	32-22	24-4	17 Paxson	8 Natt
55. 2/19	Boston	101-107	L	32-23	24-5	24 Paxson	14 M.Thompson
56. 2/21	@ New York	106-89	W	33-23		20 Paxson	14 M.Thompson
57. 2/22	@ Washington	104-101	W	34-23		10-18	8 Natt
58. 2/24	@ Philadelphia	119-114	W	35-23		11-18	31 Natt
59. 2/26	@ Indiana	100-102	L	35-24		11-19	20 Natt
60. 2/28	San Diego	117-99	W	36-24	25-5	26 Paxson	12 Carr
61. 3/1	San Antonio	121-98	W	37-24	26-5	20 Paxson,Lever	8 Carr,M.Thompson,Cooper
62. 3/3	Indiana	118-98	W	38-24	27-5	23 M.Thompson	13 Carr
63. 3/6	@ Kansas City	110-128	L	38-25		11-20	23 Carr
64. 3/9	@ Atlanta	104-101	W	39-25		12-20	20 Carr,Natt
65. 3/11	@ Denver	123-149	L	39-26		12-21	29 Natt
66. 3/13	@ Utah	119-124	L	39-27		12-22	21 Carr,M.Thompson
67. 3/16	Chicago	155-156 (4ot)	L	39-28	27-6	41 Paxson	12 Natt
68. 3/17	Golden State	133-96	W	40-28	28-6	29 Paxson	7 Cooper,Drexler
69. 3/20	San Diego	106-105	W	41-28	29-6	27 Paxson	8 Natt
70. 3/23	Phoenix	124-98	W	42-28	30-6	25 Carr	14 M.Thompson
71. 3/24	@ Golden State	106-94	W	43-28		13-22	27 Paxson
72. 3/27	Seattle	93-87	W	44-28	31-6		24 Paxson
73. 3/29	Kansas City	120-113	W	45-28	32-6		21 Paxson
74. 3/31	@ Houston	106-102	W	46-28		14-22	23 Carr
75. 4/3	@ Dallas	91-88	W	47-28		15-22	22 Paxson
76. 4/5	Houston	114-129	L	47-29	32-7		26 Paxson
77. 4/6	@ San Diego	112-121	L	47-30		15-23	32 Paxson
78. 4/8	LA Lakers	113-119	L	47-31	32-8		25 Carr
79. 4/10	@ Phoenix	88-100	L	47-32		15-24	21 Carr
80. 4/11	@ LA Lakers	108-121	L	47-33		15-25	22 Paxson
81. 4/13	Golden State	102-101	W	48-33	33-8		27 Natt
82. 4/15	@ Seattle	103-108	L	48-34		15-26	30 Paxson

See Playoff section for 1984 Playoff game-by-game scores

1984-85



Left to right, first row: Bucky Buckwalter, Rick Adelman, Jack Ramsay, Larry Weinberg, Harry Glickman, Ron Culp, Bill Schonely. Second row: Darnell Valentine, Jerome Kersey, Clyde Drexler, Kiki Vandeweghe, Mychal Thompson, Sam Bowie, Tom Scheffler, Audie Norris, Kenny Carr, Bernard Thompson, Jim Paxson, Steve Colter.

IN REVIEW --- Biggest news of the 1984-85 season was the blockbuster trade that took place during the summer. To acquire Kiki Vandeweghe, the NBA's No. 3 scorer the previous season with a 29.4 ppg average, the Blazers sent to Denver Calvin Natt, Lafayette Lever and Wayne Cooper plus two draft choices. Despite the added firepower which boosted Portland to fourth in the league's scoring race with a 115.5 ppg average and give them a plus 3.4 ppg scoring advantage over their foes (fifth in the NBA), the Blazers finished the regular season 42-40, down six wins from the year before. Not being able to win consistently away from Memorial Coliseum haunted the Blazers. They were 12-29 on the road, their worst travel record since the 1979-80 campaign. Portland went into the playoffs for the eighth time in nine seasons with the west's No. 5 seed. And, for the second year in a row, the Blazers advanced to the conference semifinals, disposing of No. 4 Dallas in four games in the opening round. But their second round foe was the red-hot Los Angeles Lakers who won the series matchup in five games. The Lakers went on to capture the 1985 NBA title. Seven Blazers ended the season with double-digit scoring averages, led by Vandeweghe's 22.4 ppg and followed by Mychal Thompson (18.4), Jim Paxson (17.9) and Clyde Drexler (17.2).

HONORS --- Sam Bowie was named to the NBA All-Rookie team, the eighth Trail Blazer in franchise history to be so honored . . . Bowie blocked 203 shots in 76 games, a 2.67 bpg average, the third highest in the NBA and the second-most ever by a Portland player . . . Kiki Vandeweghe ranked second in the league in free throw shooting accuracy, making .896 of his attempts (369 of 412) . . . Clyde Drexler was eighth in steals with a 2.63 per game average.

CHANGES --- Rick Adelman was named an assistant coach . . . **KEY DRAFT PICKS:** Sam Bowie, Kentucky, and Bernard Thompson, Fresno State (1st round), Victor Fleming, Xavier, Steve Colter, New Mexico State, and Jerome Kersey, Longwood College (all 2nd) . . . **KEY ROSTER MOVES:** Traded Calvin Natt, Lafayette Lever, Wayne Cooper, a 1985 1st round draft choice and a 1984 2nd round pick to Denver for Kiki Vandeweghe.

Overall record: 42-40 (tie, 9th in league, 5th in conference, 2nd in division)
 Home record: 30-11 (tie, 6th in league), Road record: 12-29 (tie, 13th in league)
 Lost to LA Lakers in Western Conference Semifinals (4-1)---Overall Playoff record 4-5

1984-85 PORTLAND TRAIL BLAZERS STATISTICS

	G	St	Min	FG	FGA	Pct.	3FG	3AT	Pct.	FT	FTA	Pct.	Off	Def	Reb	Ast.	PF-DQ	Stl	Blk	Pts	Avg.
Kiki Vandeweghe	72	67	2502	618	1158	.534	11	33	.333	369	412	.896	74	154	228	106	116-0	37	22	1616	22.4
Mychal Thompson	79	55	2616	572	1111	.515	0	0	---	307	449	.684	211	407	618	205	216-0	78	104	1451	18.4
Jim Paxson	68	57	2253	508	988	.514	6	39	.154	196	248	.790	69	153	222	264	115-0	101	5	1218	17.9
Clyde Drexler	80	42	2555	573	1161	.494	8	37	.216	223	294	.759	217	259	476	441	265-3	177	68	1377	17.2
Darnell Valentine	75	59	2278	321	679	.473	0	2	.000	230	290	.793	54	165	219	522	189-1	143	5	872	11.6
Kenny Carr	48	28	1120	190	363	.523	0	3	.000	118	164	.720	90	233	323	56	141-0	25	17	498	10.4
Sam Bowie	76	61	2216	299	557	.537	0	0	---	160	225	.711	207	449	656	215	278-9	55	203	758	10.0
Steve Colter	78	22	1462	216	477	.453	26	74	.351	98	130	.754	40	110	150	243	142-0	75	9	556	7.1
Jerome Kersey	77	0	958	178	372	.478	0	3	.000	117	181	.646	95	111	206	63	147-1	49	29	473	6.1
Audie Norris	78	14	1117	133	245	.543	0	3	.000	135	203	.665	90	160	250	47	221-7	42	33	401	5.1
Bernard Thompson	59	0	535	79	212	.373	0	8	.000	39	51	.765	37	39	76	52	79-0	31	10	197	3.3
Tom Scheffler	39	0	268	21	51	.412	0	0	---	10	20	.500	18	58	76	11	48-0	8	11	52	1.3
Portland	82		19880	3708	7374	.503	51	202	.252	2002	2667	.751	1202	2298	3500	2225	1957-21	821	516	9469	115.5
Opponents	82		19880	3697	7494	.493	59	232	.254	1737	2269	.766	1268	2336	3604	2235	2160-29	726	459	9190	112.1

1984-85

Date	Opponent	Score	Record	Home	Road	Scoring Leader	Rebounding Leader
1. 10/27	@ Kansas City	140-119	W	1-0		47 Vandeweghe	11 M.Thompson
2. 10/30	Seattle	115-83	W	2-0	1-0	22 Vandeweghe	8 M.Thompson
3. 11/1	@ Phoenix	130-139 (3ot)	L	2-1	1-1	28 Paxson	10 Drexler,Carr
4. 11/3	@ LA Clippers	131-112	W	3-1	2-1	31 Vandew.,M.Thomp.	12 Bowie
5. 11/4	@ LA Lakers	116-124	L	3-2	2-2	23 Drexler	8 Drexler,M.Thompson
6. 11/6	Phoenix	116-99	W	4-2	2-0	29 Vandeweghe	9 Bowie
7. 11/8	@ Denver	125-128	L	4-3	2-3	32 M.Thompson	15 M.Thompson
8. 11/9	LA Lakers	126-130	L	4-4	2-1	28 M.Thompson	7 M.Thompson
9. 11/11	Golden State	109-97	W	5-4	3-1	30 Paxson	12 Bowie
10. 11/13	Dallas	94-101	L	5-5	3-2	25 Paxson,M.Thompson	10 M.Thompson
11. 11/15	Utah	129-120	W	6-5	4-2	30 Vandeweghe	12 Norris
12. 11/16	@ Seattle	89-91	L	6-6	2-4	23 M.Thompson	11 M.Thompson
13. 11/18	LA Clippers	113-105	W	7-6	5-2	31 M.Thompson	12 M.Thompson
14. 11/20	New Jersey	117-107 (ot)	W	8-6	6-2	28 Vandeweghe	14 Norris
15. 11/24	Chicago	141-131	W	9-6	7-2	31 Paxson	8 Carr
16. 11/27	@ Cleveland	115-106	W	10-6	3-4	22 Vandeweghe,Carr	12 Bowie
17. 11/28	@ Detroit	113-120	L	10-7	3-5	29 Vandeweghe	6 Carr,M.Thompson
18. 11/30	@ Philadelphia	116-126	L	10-8	3-6	26 Drexler	8 M.Thompson
19. 12/1	@ New York	115-93	W	11-8	4-6	25 Drexler	12 Drexler
20. 12/4	Phoenix	112-104	W	12-8	8-2	23 Vandeweghe	16 Carr
21. 12/6	San Antonio	113-96	W	13-8	9-2	28 M.Thompson	13 Carr
22. 12/8	Houston	120-127	L	13-9	9-3	30 Vandeweghe	13 M.Thompson
23. 12/11	@ Denver	122-123	L	13-10	4-7	28 Vandew.,M.Thomp.	12 Bowie
24. 12/13	@ LA Clippers	100-106	L	13-11	4-8	26 Vandeweghe	9 M.Thompson,Carr
25. 12/14	@ Golden State	92-105	L	13-12	4-9	20 Vandeweghe	11 Carr
26. 12/18	@ Seattle	99-109	L	13-13	4-10	22 M.Thompson	9 M.Thompson
27. 12/20	Kansas City	113-118	L	13-14	9-4	24 Paxson	13 Bowie
28. 12/22	@ Phoenix	108-110	L	13-15	4-11	28 Drexler	11 Bowie
29. 12/25	Golden State	106-97	W	14-15	10-4	26 Drexler	14 Bowie
30. 12/27	@ San Antonio	120-141	L	14-16	4-12	22 M.Thompson	7 Bowie,M.Thompson
31. 12/29	@ Houston	92-108	L	14-17	4-13	19 M.Thompson	11 M.Thompson
32. 1/1	Philadelphia	106-111	L	14-18	10-5	27 Vandeweghe	11 Bowie
33. 1/3	Seattle	123-89	W	15-18	11-5	30 Vandeweghe	9 Bowie
34. 1/4	@ LA Lakers	95-120	L	15-19	4-14	19 Drexler	10 Bowie
35. 1/6	Indiana	118-101	W	16-19	12-5	26 Vandeweghe	11 M.Thompson
36. 1/8	Dallas	102-108	L	16-20	12-6	29 Paxson	8 Bowie
37. 1/11	@ San Antonio	123-103	W	17-20	5-14	25 Vandeweghe	10 M.Thompson
38. 1/13	@ Dallas	101-124	L	17-21	5-15	24 M.Thompson	13 M.Thompson
39. 1/15	Houston	121-117	W	18-21	13-6	40 Paxson	8 M.Thompson
40. 1/18	@ Utah	122-127	L	18-22	5-16	29 Vandeweghe	10 M.Thompson
41. 1/19	Denver	120-123	L	18-23	13-7	27 Vandeweghe	11 Bowie
42. 1/22	@ Chicago	115-123	L	18-24	5-17	25 M.Thompson	10 Bowie
43. 1/23	@ Indiana	136-104	W	19-24	6-17	28 Paxson	12 M.Thompson
44. 1/27	@ Boston	127-128	L	19-25	6-18	24 Paxson	7 Bowie
45. 1/29	LA Lakers	106-122	L	19-26	13-8	24 M.Thompson	13 Bowie
46. 1/31	@ Golden State	129-109	W	20-26	7-18	32 Vandeweghe	8 M.Thompson
47. 2/1	San Antonio	93-104	L	20-27	13-9	19 Bowie	10 M.Thompson,Bowie
48. 2/2	Milwaukee	95-105	L	20-28	13-10	26 M.Thompson	15 Bowie
49. 2/5	Utah	126-106	W	21-28	14-10	21 M.Thompson	10 Bowie
50. 2/7	New York	133-122	W	22-28	15-10	27 Vandeweghe	12 Bowie
51. 2/12	Boston	111-103	W	23-28	16-10	23 Valentine	13 Bowie
52. 2/15	Washington	93-89	W	24-28	17-10	21 M.Thompson	20 Bowie
53. 2/17	Kansas City	115-96	W	25-28	18-10	26 M.Thompson	9 Bowie
54. 2/19	@ Kansas City	96-116	L	25-29	7-19	20 Drexler	10 M.Thompson
55. 2/20	@ Dallas	98-104	L	25-30	7-20	19 Drexler	7 M.Thomp.,Bow.,Pax.,Kersey
56. 2/22	@ Houston	103-117	L	25-31	7-21	26 Bowie	11 Bowie
57. 2/24	@ San Antonio	137-121	W	26-31	8-21	37 Drexler	10 Drexler
58. 2/26	LA Clippers	110-99	W	27-31	19-10	33 M.Thompson	9 M.Thompson
59. 2/28	@ Golden State	120-124	L	27-32	8-22	31 Paxson	11 Drexler
60. 3/1	Cleveland	103-111	L	27-33	19-11	10 Drexler	14 Bowie
61. 3/3	Utah	121-93	W	28-33	20-11	25 Colter	12 Drexler
62. 3/5	@ Atlanta	100-91	W	29-33	9-22	28 Vandeweghe	11 Drexler
63. 3/6	@ Washington	121-127 (2ot)	L	29-34	9-23	35 Colter	11 Carr
64. 3/8	@ New Jersey	128-110	W	30-34	10-23	35 Vandeweghe	12 M.Thompson
65. 3/10	@ Milwaukee	94-110	L	30-35	10-24	20 Bowie	15 Bowie
66. 3/12	@ Kansas City	114-120	L	30-36	10-25	30 Carr	10 Bowie
67. 3/15	Golden State	126-101	W	31-36	21-11	30 Vandeweghe	13 Bowie
68. 3/17	Atlanta	114-101	W	32-36	22-11	35 Vandeweghe	8 M.Thompson
69. 3/19	Detroit	143-123	W	33-36	23-11	30 M.Thompson	11 M.Thompson
70. 3/21	@ Phoenix	104-114	L	33-37	10-26	26 Drexler	12 Drexler
71. 3/23	LA Clippers	126-123	W	34-37	24-11	26 Vandeweghe	8 Bowie
72. 3/25	@ LA Clippers	120-99	W	35-37	11-26	27 Vandeweghe	8 Carr
73. 3/26	LA Lakers	116-113 (ot)	W	36-37	25-11	21 Vandeweghe	9 M.Thompson
74. 3/29	@ Seattle	125-99	W	37-37	12-26	24 Vandeweghe	15 M.Thompson
75. 3/30	@ Denver	117-129	L	37-38	12-27	23 M.Thompson	9 M.Thompson
76. 4/2	Houston	127-113	W	38-38	26-11	30 Drexler	13 Carr
77. 4/5	Seattle	145-120	W	39-38	27-11	20 Paxson	13 Bowie
78. 4/7	@ LA Lakers	133-135 (ot)	L	39-39	12-28	24 Vandeweghe	20 Bowie
79. 4/9	Phoenix	116-100	W	40-39	28-11	27 Vandeweghe	14 Bowie
80. 4/11	@ Utah	107-145	L	40-40	12-29	19 Kersey	8 Carr,Drexler
81. 4/12	Dallas	131-111	W	41-40	29-11	38 Vandeweghe	11 Bowie
82. 4/14	Denver	117-112	W	42-40	30-11	35 Drexler	11 Carr

See Playoff section for 1985 Playoff game-by-game scores



Left to right, first row: Harley Frankel, Harry Glickman, Larry Weinberg, Jack Ramsay, Rick Adelman. Second row: Bill Schonely, Steve Colter, Jim Paxson, Clyde Drexler, Terry Porter, Ron Culp, Roger Sabrowski. Third row: Kenny Carr, Kiki Vandeweghe, Ken Johnson, Sam Bowie, Caldwell Jones, Mychal Thompson, Jerome Kersey.

IN REVIEW --- For only the second time in the decade-long tenure of Coach Jack Ramsay, the Trail Blazers failed to win more games than they lost, finishing at 40-42. Still, they made it into post-season play for the ninth time in ten seasons. But Portland couldn't get past the first round in the playoffs, being eliminated by Denver in four games. Offensively, the Blazers were among the tops in the league, averaging 115.1 ppg, behind only Los Angeles and Dallas. But they were near the bottom defensively giving up an average of 114.0 points per contest. From all appearances in late January, the Blazers were enroute to another solid season. They were nine games above .500 on January 25 (28-19) after beating the Kings in Sacramento following a double-OT win over Seattle two nights earlier. Then, things went downhill---fast. They lost 15 of their next 16 games including a string of 12 setbacks in a row, the second longest run without a victory in the franchise's 16 seasons. They won only 12 of their final 35 games and were just 10-8 at home in that stretch. Loss of center Sam Bowie, who missed 44 games including the last 41, had a significant impact. As a rookie the season before, Bowie led the team in rebounding and had established himself as one of the league's top shot-blockers. He underwent season-ending surgery on his leg on February 16.

HONORS --- Clyde Drexler was selected to play in the NBA All-Star Game; he scored 10 points and had four assists and four rebounds in 15 minutes . . . Kiki Vandeweghe ranked 6th in the league in scoring (24.8 ppg) . . . Jim Paxson was fourth in FT percentage (.889) and Vandeweghe eighth (.869) . . . Drexler ranked third in steals (2.63 spg) and 10th in assists (8.0 apg).

KEY DRAFT PICKS: Terry Porter, Wisconsin-Stevens Point (1st round), Mike Smrek, Canisius (2nd), Perry Young, Virginia Tech (3rd) . . . **KEY ROSTER MOVES:** Traded Bernard Thompson to Phoenix for a 1987 2nd round draft choice; Traded Mike Smrek's draft rights to Chicago for rights to Ben Coleman and Ken Johnson; Traded Darnell Valentine and a 1988 2nd round pick to the LA Clippers for a 1986 1st round pick (used to select Arvydas Sabonis) and a 1988 2nd round pick. Signed veteran free agent Caldwell Jones, giving Chicago a 1987 2nd round pick as compensation

Overall record: 40-42 (11th in league, 6th in conference, 2nd in division)
 Home record: 27-14 (tie, 8th in league) , Road record: 13-28 (tie, 11th in league)
 Lost to Denver in Western Conference First Round (3-1)

1985-86 PORTLAND TRAIL BLAZERS STATISTICS


	G	St	Min	FG	FGA	Pct.	3FG	3AT	Pct.	FT	FTA	Pct.	Off	Def	Reb	Ast.	PF-DQ	Stl	Blk	Pts	Avg.
Kiki Vandeweghe	79	76	2791	719	1332	.540	1	8	.125	523	602	.869	92	124	216	187	161-0	54	17	1962	24.8
Clyde Drexler	75	58	2576	542	1142	.475	12	60	.200	293	381	.769	171	250	421	600	270-8	197	46	1389	18.5
Mychal Thompson	82	79	2569	503	1011	.498	0	0	---	198	309	.641	181	427	608	176	267-5	76	35	1204	14.7
Jim Paxson	75	31	1931	372	792	.470	20	62	.323	217	244	.889	42	106	148	278	156-3	94	5	981	13.1
Sam Bowie	38	34	1132	167	345	.484	0	0	---	114	161	.708	93	234	327	99	142-4	21	96	448	11.8
Kenny Carr	55	31	1557	232	466	.498	0	4	.000	149	217	.687	146	346	492	70	203-5	38	30	613	11.1
Darnell Valentine*	28	0	734	92	206	.447	1	3	.333	71	100	.710	20	52	72	139	78-0	49	1	256	9.1
Steve Colter	81	51	1868	272	597	.456	27	83	.325	135	164	.823	41	136	177	257	188-0	113	10	706	8.7
Jerome Kersey	79	2	1217	258	470	.549	0	6	.000	156	229	.681	137	156	293	83	208-2	85	32	672	8.5
Terry Porter	79	3	1214	212	447	.474	13	42	.310	125	155	.806	35	82	117	198	136-0	81	1	562	7.1
Caldwell Jones	80	19	1437	126	254	.496	0	7	.000	124	150	.827	105	250	355	74	244-2	38	61	376	4.7
Ken Johnson	64	0	815	113	214	.528	0	0	---	37	85	.435	90	153	243	19	147-1	13	22	263	4.1
Brian Martin	5	0	14	2	5	.400	0	0	---	0	2	.000	0	0	0	0	5-0	0	0	4	0.8
Portland	82		19855	3610	7281	.496	74	275	.269	2142	2799	.765	1153	2316	3469	2180	2205-30	859	356	9436	115.1
Opponents	82		19855	3637	7249	.502	83	248	.335	1992	2638	.755	1179	2362	3541	2254	2262-46	760	426	9349	114.0

See Playoff section for 1986 Playoff statistics * Did not complete season with Blazers

1985-86

Date	Opponent	Score	Record	Home	Road	Scoring Leader	Rebounding Leader
1. 10/25	Phoenix	128-123 (ot)	W	1-0	1-0	31 Vandeweghe	11 Carr
2. 10/27	Golden State	128-123 (ot)	W	2-0	2-0	25 Vandeweghe	13 Carr
3. 10/29	@ LA Clippers	113-119	L	2-1	0-1	23 Bowie	11 Bowie
4. 11/2	Utah	128-108	W	3-1	3-0	25 Vandeweghe	10 Bowie,Drexler,Carr
5. 11/3	New York	110-96	W	4-1	4-0	21 Vandeweghe	8 M.Thompson
6. 11/5	@ Houston	113-127	L	4-2	0-2	28 Vandeweghe	7 Bowie,Vandeweghe
7. 11/6	@ Dallas	111-109	W	5-2	1-2	28 Drexler	10 Bowie,M.Thompson
8. 11/8	Seattle	92-88	W	6-2	5-0	28 Vandeweghe	8 Bowie,M.Thompson
9. 11/10	Cleveland	110-107	W	7-2	6-0	24 Bowie	11 Carr
10. 11/12	Sacramento	126-115	W	8-2	7-0	26 Vandeweghe	11 Carr,Bowie
11. 11/14	@ LA Lakers	102-114	L	8-3	1-3	19 Drexler	8 Bowie
12. 11/15	@ Utah	118-133	L	8-4	1-4	20 Bowie	9 Drexler
13. 11/17	Milwaukee	104-117	L	8-5	7-1	30 Vandeweghe	17 Carr
14. 11/19	New Jersey	102-108	L	8-6	7-2	35 Vandeweghe	11 K.Johnson
15. 11/21	@ LA Clippers	112-108	W	9-6	2-4	23 Vandeweghe	13 M.Thompson
16. 11/23	LA Lakers	113-130	L	9-7	7-3	24 Porter	11 K.Johnson
17. 11/25	Houston	125-118	W	10-7	8-3	29 M.Thompson	13 M.Thompson
18. 11/27	@ Phoenix	110-93	W	11-7	3-4	32 Vandeweghe	13 Carr
19. 11/29	Chicago	122-107	W	12-7	9-3	23 Vandeweghe	13 M.Thompson
20. 12/1	San Antonio	106-117	L	12-8	9-4	21 M.Thompson	15 M.Thompson
21. 12/3	@ Washington	115-118	L	12-9	3-5	30 Vandeweghe	12 Carr
22. 12/4	@ Atlanta	98-109	L	12-10	3-6	20 Colter	8 Bowie
23. 12/6	@ Boston	121-103	W	13-10	4-6	22 Colter,Kersey	13 Bowie
24. 12/7	@ New Jersey	106-118	L	13-11	4-7	22 Bowie,Paxson	10 Bowie
25. 12/10	Golden State	94-92	W	14-11	10-4	24 Paxson	9 Drexler
26. 12/11	@ Utah	111-119	L	14-12	4-8	19 Drexler	9 M.Thompson
27. 12/13	@ Golden State	127-124 (ot)	W	15-12	5-8	33 Paxson	12 Bowie
28. 12/17	@ San Antonio	118-126	L	15-13	5-9	26 Drexler	11 Bowie
29. 12/19	@ Denver	118-123	L	15-14	5-10	22 Vandeweghe	12 Bowie
30. 12/21	@ Seattle	114-97	W	16-14	6-10	26 Vandeweghe	11 Bowie
31. 12/22	Denver	121-114	W	17-14	11-4	35 Vandeweghe	15 Bowie
32. 12/25	LA Clippers	121-107	W	18-14	12-4	26 Vandeweghe	11 Bowie,M.Thompson
33. 12/27	@ Dallas	142-133 (ot)	W	19-14	7-10	30 Vandeweghe	15 Bowie
34. 12/28	@ Houston	108-118	L	19-15	7-11	24 Vandeweghe	8 K.Johnson
35. 12/30	San Antonio	125-110	W	20-15	13-4	30 M.Thompson	15 Drexler
36. 1/1	Philadelphia	119-121 (ot)	L	20-16	13-5	30 Vandeweghe	9 K.Johnson
37. 1/3	Phoenix	133-104	W	21-16	14-5	30 Vandeweghe	12 M.Thompson
38. 1/5	Golden State	136-120	W	22-16	15-5	26 Vandeweghe	12 Bowie
39. 1/8	@ LA Lakers	121-125	L	22-17	7-12	21 Vandeweghe	9 Drexler
40. 1/10	@ Milwaukee	89-95	L	22-18	7-13	26 Drexler	12 M.Thompson
41. 1/11	@ New York	109-106	W	23-18	8-13	27 Vandeweghe	12 M.Thompson,Ca.Jones
42. 1/14	@ Cleveland	120-108	W	24-18	9-13	28 Vandeweghe	10 M.Thompson
43. 1/15	@ Indiana	109-104	W	25-18	10-13	31 Vandeweghe	10 Ca.Jones
44. 1/18	Phoenix	112-87	W	26-18	16-5	26 Vandeweghe	12 K.Johnson
45. 1/19	San Antonio	105-116	L	26-19	16-6	25 M.Thompson	9 M.Thompson,Ca.Jones
46. 1/23	Seattle	117-107 (2ot)	W	27-19	17-6	31 Vandeweghe	13 Ca.Jones
47. 1/25	@ Sacramento	129-125	W	28-19	11-13	33 Vandeweghe	12 Ca.Jones
48. 1/26	Sacramento	116-121	L	28-20	17-7	29 Vandeweghe	9 Ca.Jones
49. 1/28	@ Phoenix	130-136	L	28-21	11-14	35 Vandeweghe	6 K.Johnson
50. 1/30	LA Lakers	94-118	L	28-22	17-8	25 Vandeweghe	8 M.Thompson
51. 2/1	LA Clippers	156-121	W	29-22	18-8	36 Vandeweghe	8 M.Thompson
52. 2/4	@ Denver	118-119	L	29-23	11-15	33 Vandeweghe	7 Vandeweghe,Kersey
53. 2/6	Dallas	111-115	L	29-24	18-9	22 Vandeweghe	10 Carr
54. 2/11	Washington	116-124	L	29-25	18-10	20 M.Thompson	8 Carr,Bowie
55. 2/13	@ LA Clippers	113-118	L	29-26	11-16	23 Drexler	8 Carr,Bowie
56. 2/14	Boston	119-120 (ot)	L	29-27	18-11	38 Vandeweghe	12 Bowie
57. 2/16	Atlanta	101-110	L	29-28	18-12	21 Vandeweghe	10 M.Thompson,Kersey
58. 2/19	@ Philadelphia	133-153	L	29-29	11-17	28 Vandeweghe	7 M.Thompson
59. 2/21	@ Chicago	96-108	L	29-30	11-18	24 Vandeweghe	8 M.Thompson
60. 2/22	@ Detroit	106-113	L	29-31	11-19	23 Colter	11 Carr
61. 2/24	Denver	113-119	L	29-32	18-13	23 M.Thompson	11 Carr
62. 2/26	@ Phoenix	112-113	L	29-33	11-20	25 Drexler	11 M.Thompson
63. 2/22	@ Seattle	94-107	L	29-34	11-21	21 Vandeweghe	15 M.Thompson
64. 3/1	Houston	117-112	W	30-34	19-13	28 Vandeweghe	12 Drexler
65. 3/4	Indiana	102-99	W	31-34	20-13	30 Vandeweghe	13 Carr
66. 3/7	Dallas	125-114	W	32-34	21-13	34 Vandeweghe	12 Carr
67. 3/8	Utah	104-90	W	33-34	22-13	29 Vandeweghe	18 Carr
68. 3/13	@ Houston	118-126	L	33-35	11-22	26 Drexler	12 M.Thompson
69. 3/14	@ Dallas	118-129	L	33-36	11-23	41 Drexler	8 Carr,Drexler
70. 3/16	Detroit	119-109	W	34-36	23-13	35 Vandeweghe	16 Carr
71. 3/18	@ LA Lakers	122-128	L	34-37	11-24	27 Carr	9 Carr
72. 3/21	Seattle	115-108	W	35-37	24-13	36 Vandeweghe	18 Carr
73. 3/23	Sacramento	112-102	W	36-37	25-13	32 Drexler	14 Carr
74. 3/25	@ Sacramento	99-116	L	36-38	11-25	23 Vandeweghe	9 M.Thompson
75. 3/29	@ Golden State	129-130	L	36-39	11-26	33 Vandeweghe	13 Carr
76. 4/1	Denver	127-110	W	37-39	26-13	24 Vandeweghe	16 Carr
77. 4/2	@ Seattle	121-109	W	38-39	12-26	36 Vandeweghe	9 Carr
78. 4/4	@ Utah	103-114	L	38-40	12-27	34 Vandeweghe	14 Carr
79. 4/8	LA Lakers	114-120	L	38-41	26-14	22 Vandeweghe	14 M.Thompson
80. 4/10	LA Clippers	114-120	W	39-41	27-14	26 Drexler	11 Carr
81. 4/11	@ Golden State	131-130	W	40-41	13-27	28 Drexler	14 Carr
82. 4/13	@ San Antonio	118-123	L	40-42	13-28	28 Vandeweghe	9 M.Thompson

See Playoff section for 1986 Playoff game-by-game scores



Left to right, first row: Harley Frankel, Harry Glickman, Larry Weinberg, Mike Schuler, Rick Adelman, Jack Schalow, Bucky Buckwalter. Second row: Bill Schonely, Terry Porter, Jim Paxson, Clyde Drexler, Michael Holton, Ron Rowan, Ron Culp. Third row: Kiki Vandeweghe, Kenny Carr, Steve Johnson, Sam Bowie, Caldwell Jones, Kevin Duckworth, Fernando Martin, Joe Binion.

IN REVIEW --- The Trail Blazers unleashed the most potent offense in the league and won nine more games than the previous season, helping earn new head man Mike Schuler NBA Coach of the Year honors. Schuler, an assistant at Milwaukee, became Portland sixth head coach on May 28, replacing Jack Ramsay who had guided the Blazers to a 453-367 record and nine playoff appearances, including the 1977 NBA title. The 1986-87 Blazers averaged a league-best 117.9 points per contest, fueled by Kiki Vandeweghe and Clyde Drexler, who averaged 26.9 ppg and 21.7 ppg respectively. Vandeweghe's was the highest ever by a Trail Blazer. Six other players averaged in double numbers as Portland finished 49-33, the most wins since 1977-78. Center Sam Bowie was lost for the season after suffering a fractured right tibia in the fifth game.

HONORS --- Mike Schuler was named NBA Coach of the Year . . . Kiki Vandeweghe led the NBA in 3-point percentage (.481), was fifth in scoring (26.9 ppg), and seventh in FT percentage (.886) . . . Terry Porter was fifth in assists (8.9 apg) . . . Clyde Drexler was fifth and Porter tenth in steals (2.49 and 1.99 spg respectively) . . . Steve Johnson was 8th in FG percentage (.556).

CHANGES --- Mike Schuler became head coach, replacing Jack Ramsay; Jon Spoelstra was named senior vice president and general manager and Bucky Buckwalter vice president of basketball operations; Jack Schalow became an assistant coach . . . **KEY DRAFT PICKS:** Walter Berry, St. John's, and Arvydas Sabonis, Lithuania (1st round), Panagiotis Fasoulas, North Carolina State, (2nd), Drazen Petrovic, Croatia (3rd) . . . **KEY ROSTER MOVES:** Traded Steve Colter to Chicago for the draft rights to Larry Krystkowiak and two 2nd round draft picks; Traded Mychal Thompson and the rights to Krystkowiak to San Antonio for Steve Johnson; traded Walter Berry to San Antonio for Kevin Duckworth; Acquired Michael Holton from Chicago for a 2nd round draft choice and Chris Engler from Milwaukee for a 2nd round draft choice; Signed free agents Joe Binion, Fernando Martin and Ron Rowan.

Overall record: 49-33 (7th in league, 3rd in conference, 2nd in division)
 Home record: 34-7 (5th in league), Road record: 15-26 (tie, 10th in league)
 Lost to Houston in Western Conference First Round (3-1)

1986-87 PORTLAND TRAIL BLAZERS STATISTICS

	G	St	Min	FG	FGA	Pct.	3FG	3AT	Pct.	FT	FTA	Pct.	Off	Def	Reb	Ast.	PF-DQ	Stl	Blk	Pts	Avg.
Kiki Vandeweghe	79	79	3029	808	1545	.523	39	81	.481	467	527	.886	86	165	251	220	137-0	52	17	2122	26.9
Clyde Drexler	82	82	3114	707	1408	.502	11	47	.234	357	470	.760	227	291	518	566	281-7	204	71	1782	21.7
Steve Johnson	79	74	2345	494	889	.556	0	0	.000	342	490	.698	194	372	566	155	340-16	49	76	1330	16.8
Sam Bowie	5	5	163	30	66	.455	0	0	.000	20	30	.667	14	19	33	9	19-0	1	10	80	16.0
Terry Porter	80	80	2714	376	770	.488	13	60	.217	280	334	.838	70	267	337	715	192-0	159	9	1045	13.1
Jerome Kersey	82	2	2088	373	733	.509	1	23	.043	262	364	.720	201	295	496	194	328-5	122	77	1009	12.3
Jim Paxson	72	1	1798	337	733	.46	26	98	.265	174	216	.806	41	98	139	237	134-0	76	12	874	12.1
Kenny Carr	49	43	1443	201	399	.504	0	2	.000	126	169	.746	131	368	499	83	159-1	29	13	528	10.8
Kevin Duckworth	51	0	753	112	228	.491	0	1	.000	83	120	.692	63	129	192	23	165-3	16	18	307	6.0
Caldwell Jones	78	37	1578	111	224	.496	0	2	.000	97	124	.782	114	341	455	64	227-5	23	77	319	4.1
Michael Holton	58	1	479	70	171	.409	7	23	.304	44	55	.800	9	29	38	73	51-0	16	2	191	3.3
Perry Young	4	0	52	4	17	.235	0	0	---	0	0	---	3	4	7	7	11-0	4	1	8	2.0
Walter Berry*	7	0	19	6	8	.750	0	0	---	1	1	1.000	4	3	7	1	8-0	2	0	13	1.9
Ron Rowan	7	0	16	4	9	.444	1	1	1.000	3	4	.750	1	0	1	1	1-0	4	0	12	1.7
Chris Engler*	7	0	17	4	8	.500	0	0	---	3	3	1.000	6	2	8	1	0-0	1	1	11	1.6
Joe Binion	11	0	51	4	10	.400	0	0	---	6	10	.600	8	10	18	1	5-0	2	2	14	1.3
Fernando Martin	24	0	146	9	31	.290	0	1	.000	4	11	.364	8	20	28	9	24-0	7	1	22	0.9
Portland	82		19805	3650	7249	.504	98	339	.289	2269	2928	.775	1180	2413	3593	2359	2082-37	767	387	9667	117.9
Opponents	82		19805	3649	7523	.485	116	421	.276	1996	2589	.771	1208	2279	3487	2189	2228-42	735	473	9410	114.8

* Did not complete season with Trail Blazers

1986-87

Date	Opponent	Score	Record	Home	Road	Scoring Leader	Rebounding Leader
1. 10/31	Seattle	110-127	L	0-1	0-1	36 Vandeweghe	10 Carr
2. 11/1	@ Utah	110-119	L	0-2	0-1	31 Bowie	12 Carr
3. 11/4	@ Phoenix	120-126	L	0-3	0-2	24 Porter	15 Carr
4. 11/5	@ Golden State	92-102	L	0-4	0-3	18 Drexler	16 Bowie
5. 11/7	Dallas	120-113 (ot)	W	1-4	1-1	36 Vandeweghe	12 Carr
6. 11/9	Philadelphia	119-125	L	1-5	1-2	31 Vandeweghe	9 Kersey
7. 11/11	Golden State	126-108	W	2-5	2-2	29 Vandeweghe	11 S. Johnson
8. 11/14	LA Clippers	119-109	W	3-5	3-2	30 Vandeweghe	20 Carr
9. 11/16	Utah	124-103	W	4-5	4-2	32 Vandeweghe	13 Carr
10. 11/18	@ Houston	115-111 (ot)	W	5-5	1-3	24 S. Johnson	15 Carr
11. 11/20	@ Denver	128-142	L	5-6	1-4	26 Vandeweghe	11 Drexler
12. 11/21	San Antonio	127-114	W	6-6	5-2	26 Vandeweghe, Drexler	10 Ca. Jones
13. 11/21	Indiana	108-95	W	7-6	6-2	23 Vandeweghe	12 Carr
14. 11/25	@ Washington	99-111	L	7-7	1-5	16 S. Johnson	8 Carr
15. 11/26	@ Cleveland	114-118	L	7-8	1-6	40 S. Johnson	10 Carr, S. Johnson
16. 11/28	@ Philadelphia	112-116	L	7-9	1-7	22 Vandeweghe	8 S. Johnson
17. 11/30	@ Indiana	118-101	W	8-9	2-7	30 Vandeweghe	12 S. Johnson
18. 12/2	LA Clippers	134-99	W	9-9	7-2	26 Drexler	11 Kersey
19. 12/4	@ Sacramento	106-102	W	10-9	3-7	31 Drexler	11 Carr
20. 12/7	New York	107-104 (ot)	W	11-9	8-2	26 Drexler	15 Carr
21. 12/9	@ San Antonio	120-104	W	12-9	4-7	40 Vandeweghe	12 S. Johnson
22. 12/10	@ Dallas	129-130	L	12-10	4-8	31 Vandeweghe	11 Carr
23. 12/12	@ LA Clippers	113-112	W	13-10	5-8	38 Vandeweghe	6 Carr, Ca. Jones
24. 12/14	Dallas	134-100	W	14-10	9-2	22 Drexler	21 Carr
25. 12/16	Seattle	126-118	W	15-10	10-2	27 Kersey	11 Carr
26. 12/18	@ LA Lakers	115-131	L	15-11	5-9	24 S. Johnson	10 S. Johnson, Kersey
27. 12/19	Houston	115-112	W	16-11	11-2	29 S. Johnson	13 S. Johnson
28. 12/21	Washington	128-101	W	17-11	12-2	29 Vandeweghe	13 Carr
29. 12/23	@ Golden State	111-112	L	17-12	5-10	26 Vandeweghe	10 Drexler
30. 12/28	@ Seattle	127-118	W	18-12	6-10	32 Vandeweghe	11 Carr
31. 12/30	Phoenix	120-105	W	19-12	13-2	34 Vandeweghe	10 Carr
32. 1/1	LA Lakers	104-140	L	19-13	13-3	21 Vandeweghe	13 Carr
33. 1/3	Denver	116-108	W	20-13	14-3	30 Vandeweghe	14 Carr
34. 1/4	Sacramento	128-111	W	21-13	15-3	26 Drexler	12 S. Johnson
35. 1/8	@ Chicago	117-121	L	21-14	6-11	35 Vandeweghe	13 S. Johnson
36. 1/9	@ New Jersey	127-120 (ot)	W	22-14	7-11	29 S. Johnson	18 Carr
37. 1/11	@ Milwaukee	103-91	W	23-14	8-11	32 Vandeweghe	18 Carr
38. 1/13	Utah	121-113	W	24-14	16-3	25 S. Johnson	19 Carr
39. 1/15	@ Sacramento	118-120	L	24-15	8-12	37 Vandeweghe	15 Carr
40. 1/18	Golden State	103-116	L	24-16	16-4	29 Vandeweghe	12 Kersey
41. 1/19	@ Denver	116-118	L	24-17	8-13	36 Drexler	16 Kersey
42. 1/23	Sacramento	109-89	W	25-17	17-4	20 Carr	16 Carr
43. 1/26	Denver	145-141 (ot)	W	26-17	18-4	35 Vandeweghe	10 Carr, S. Johnson
44. 1/27	@ LA Lakers	100-107	L	26-18	8-14	25 S. Johnson	9 S. Johnson
45. 1/29	@ Utah	114-120	L	26-19	8-15	33 Vandeweghe	11 Carr
46. 1/30	New Jersey	125-107	W	27-19	19-4	28 Vandeweghe	14 Ca. Jones
47. 2/1	Dallas	133-117	W	28-19	20-4	38 Vandeweghe	9 Ca. Jones, Kersey
48. 2/3	Phoenix	117-103	W	29-19	21-4	28 Vandeweghe	12 S. Johnson
49. 2/5	LA Lakers	105-104	W	30-19	22-4	23 Vandew., S. Johnson	10 Porter
50. 2/10	@ Dallas	115-135	L	30-20	8-16	27 S. Johnson	12 Kersey
51. 2/13	Boston	116-131	L	30-21	22-5	25 S. Johnson	14 S. Johnson, Ca. Jones
52. 2/15	Atlanta	98-93	W	31-21	23-5	27 Vandeweghe	11 Ca. Jones
53. 2/16	@ LA Clippers	110-105	W	32-21	9-16	36 Drexler	11 Kersey
54. 2/19	@ Phoenix	124-108	W	33-21	10-16	35 Vandeweghe	15 S. Johnson
55. 2/22	Milwaukee	124-120	W	34-21	24-5	29 Drexler	10 Ca. Jones
56. 2/24	@ New York	122-109	W	35-21	11-16	34 Vandeweghe	12 Kersey
57. 2/25	@ Boston	116-122	L	35-22	11-17	34 S. Johnson	7 Kersey, Drexler
58. 2/27	@ Detroit	123-111	W	36-22	12-17	35 Vandeweghe	20 Ca. Jones
59. 2/28	@ Atlanta	102-123	L	36-23	12-18	19 Vandeweghe	11 Binion
60. 3/3	Cleveland	127-122	W	37-23	25-5	36 Drexler	12 Ca. Jones
61. 3/5	@ Seattle	122-127	L	37-24	12-19	48 Vandeweghe	11 Porter
62. 3/8	Houston	119-93	W	38-24	26-5	24 Drexler	11 S. Johnson
63. 3/12	@ LA Lakers	116-129	L	38-25	12-20	30 Drexler	10 Ca. Jones, Drexler
64. 3/15	Golden State	119-108	W	39-25	27-5	26 Vandeweghe	11 Ca. Jones
65. 3/17	@ LA Clippers	134-123	W	40-25	13-20	30 Vandeweghe	11 Ca. Jones
66. 3/19	@ Golden State	124-125	L	40-26	13-21	25 Vandeweghe, Drexler	11 S. Johnson
67. 3/20	Phoenix	134-105	W	41-26	28-5	32 Drexler	12 Duckworth
68. 3/22	Chicago	115-113	W	42-26	29-5	28 Vandeweghe	8 Ca. Jones, Kersey
69. 3/24	@ Sacramento	116-128	L	42-27	13-22	32 Drexler	10 S. Johnson
70. 3/26	@ Houston	104-119	L	42-28	13-23	23 Vandeweghe	8 Drexler
71. 3/29	@ San Antonio	135-113	W	43-28	14-23	31 Drexler	12 Ca. Jones
72. 3/31	Detroit	113-111	W	44-28	30-5	29 Drexler	9 S. Johnson
73. 4/3	LA Lakers	121-127	L	44-29	30-6	25 Drexler	10 Drexler
74. 4/4	@ Seattle	126-123	W	45-29	15-23	30 Drexler	9 S. Johnson, Porter
75. 4/6	Houston	108-114	L	45-30	30-7	28 Vandeweghe	7 Drexler, Kersey
76. 4/9	@ Phoenix	122-128	L	45-31	15-24	27 Vandeweghe	8 Carr
77. 4/10	Seattle	121-115	W	46-31	31-7	31 Vandeweghe	11 Drexler
78. 4/12	LA Clippers	113-100	W	47-31	32-7	29 Vandeweghe	13 Kersey
79. 4/14	@ Denver	114-142	L	47-32	15-25	29 Drexler	10 Duckworth
80. 4/15	@ San Antonio	112-123	L	47-33	15-26	24 Vandeweghe	9 Ca. Jones
81. 4/17	Utah	111-101	W	48-33	33-7	29 Drexler	14 Kersey
82. 4/19	San Antonio	144-134	W	49-33	34-7	28 Kersey	9 Kersey

See Playoff section for 1987 Playoff statistics



Left to right, first row: Harley Frankel, Harry Glickman, Larry Weinberg, Mike Schuler, Rick Adelman, Jack Schalow, Bucky Buckwalter. Second row: Bill Schonely, Jerry Sichting, Terry Porter, Clyde Drexler, Ronnie Murphy, Michael Holton, Mike Shimensky. Third row: Charles Jones, Maurice Lucas, Steve Johnson, Caldwell Jones, Sam Bowie, Kevin Duckworth, Richard Anderson, Jerome Kersey, Kiki Vandeweghe.

IN REVIEW --- The Trail Blazers rattled off two eight-game winning streaks during the season then captured 10 of their last 13 contests to post a 53-29 record for the year, second only to the 58-years earlier by the 1977-78 team. The 53 victories equaled the NBA's fifth highest total for the year. With last year's scoring leader Kiki Vandeweghe out of action a total of 44 games season back spasms, Clyde Drexler took over and averaged a franchise record 27.0 ppg. A three-time winner of Player of the Week honors, Clyde was fifth in the voting for the league MVP honors and was the first to get All-NBA recognition since teammate Jim Paxson did it in 1984. Kevin Duckworth, who took over the center position when Steve Johnson was slowed by tendinitis in his knees, was named the league's most improved player, raising his scoring average to 15.8 ppg from 5.4 as a rookie. He started the last 46 games and Portland was 31-15 during that run.

HONORS --- Clyde Drexler was named to the All-NBA 2nd team and played in the NBA All-Star Game, scoring 12 points and grabbing five rebounds in 15 minutes . . . Steve Johnson also was selected to play in the All-Star Game but did not participate because of an injury . . . Kevin Duckworth was named the NBA's Most Improved Player . . . Drexler was sixth in the league in scoring (27.0 ppg) and fifth in steals (2.51 spg) . . . Terry Porter was 4th in assists (10.1 apg) . . . Kiki Vandeweghe was 10th in FT percentage (.878).

CHANGES: Mike Shimensky was named the team's third trainer, replacing Ron Culp . . . **KEY DRAFT PICKS:** Ronnie Murphy, Jacksonville (1st round), Nikita Wilson, Louisiana State (2nd), Kevin Gamble, Iowa (3rd) . . . **KEY TRANSACTIONS:** Traded Jim Paxson to Boston for Jerry Sichting; Traded Kermit Washington to Golden State for a 3rd round draft pick; Acquired Maurice Lucas from Seattle for a 2nd round pick. Claimed Richard Anderson on waivers. Signed Charles Jones as a free agent.

Overall record: 53-29 (tie, 5th in league; tie, 3rd in conference; 2nd in division)
 Home record: 33-8 (tie, 5th in league) , Road record: 20-21 (tie, 3rd in league);
 Lost to Utah in Western Conference First Round (3-1)

1987-88 PORTLAND TRAIL BLAZERS STATISTICS

	G	St	Min	FG	FGA	Pct.	3FG	3AT	Pct.	FT	FTA	Pct.	Off	Def	Reb	Ast.	PF-DQ	Stl	Blk	Pts	Avg.
Clyde Drexler	81	80	3060	849	1679	.506	11	52	.211	476	587	.811	261	272	533	467	250-2	203	52	2185	27.0
Kiki Vandeweghe	37	7	1038	283	557	.508	22	58	.379	159	181	.878	36	73	109	71	68-0	21	7	747	20.2
Jerome Kersey	79	75	2888	611	1225	.499	3	15	.200	291	396	.735	211	446	657	243	302-8	127	65	1516	19.2
Kevin Duckworth	78	50	2223	450	907	.496	0	0	---	331	430	.770	224	352	576	66	280-5	31	32	1231	15.8
Steve Johnson	43	33	1050	258	488	.529	0	1	.000	146	249	.586	84	158	242	57	151-4	17	32	662	15.4
Terry Porter	82	82	2991	462	890	.519	24	69	.348	274	324	.846	65	313	378	831	204-1	150	16	1222	14.9
Richard Anderson	62	3	1297	160	413	.387	42	135	.311	54	72	.750	82	204	286	108	133-1	50	16	416	6.7
Maurice Lucas	73	0	1191	168	373	.450	0	3	.000	109	148	.736	101	214	315	94	188-0	33	10	445	6.1
Jim Paxson*	17	1	263	43	107	.402	3	8	.375	14	18	.778	8	10	18	27	29-0	7	1	103	6.1
Michael Holton	82	2	1279	163	353	.462	3	15	.200	107	129	.829	50	99	149	211	154-0	41	10	436	5.3
Caldwell Jones	79	77	1778	128	263	.487	0	4	.000	78	106	.736	105	303	408	81	251-0	29	99	334	4.2
Jerry Sichting	28	0	324	49	90	.544	8	14	.571	9	11	.818	4	11	15	33	30-0	7	0	115	4.1
Ronnie Murphy	18	0	89	14	49	.286	1	4	.250	7	11	.636	5	6	11	6	14-0	5	1	36	2.0
Charles Jones	37	0	186	16	40	.400	0	1	.000	19	33	.576	11	20	31	8	28-0	3	6	51	1.4
Nikita Wilson	15	0	54	7	23	.304	0	0	---	5	6	.833	2	9	11	3	7-0	0	0	19	1.3
Kevin Gamble*	9	0	19	0	3	.000	0	1	.000	0	0	---	2	1	3	1	2-0	0	0	0	0.0
Portland	82		19730	3661	7460	.491	117	380	.308	2079	2701	.77	1251	2491	3742	2307	2091-21	726	347	9518	116.1
Opponents	82		19730	3492	7341	.476	141	462	.305	2022	2632	.768	1153	2400	3553	2154	2135-31	648	376	9147	111.5

* Did not complete season with Trail Blazers season

1987-88

Date	Opponent	Score	Record	Home	Road	Scoring Leader	Rebounding Leader
1. 11/6	Phoenix	118-104	W	1-0	1-0	32 Vandeweghe	7 S.Johnson
2. 11/7	@ LA Clippers	124-99	W	2-0	1-0	33 Vandeweghe	11 Ca.Jones,Duckworth
3. 11/10	Houston	111-118	L	2-1	1-1	28 Drexler	6 Ca.Jones,Kersey
4. 11/12	@ Denver	113-126	L	2-2	1-1	25 Drexler	12 S.Johnson
5. 11/14	@ Dallas	116-127	L	2-3	1-2	26 Vandeweghe	11 Ca.Jones
6. 11/17	@ LA Lakers	115-142	L	2-4	1-3	24 Vandeweghe	9 Kersey
7. 11/18	@ Seattle	114-120	L	2-5	1-4	41 Vandeweghe	8 Kersey,Vandeweghe,Porter
8. 11/20	Washington	120-101	W	3-5	1-Feb	32 Drexler	13 Kersey, Drexler
9. 11/22	Indiana	120-110	W	4-5	3-1	36 S.Johnson	12 S.Johnson
10. 11/24	Sacramento	98-94	W	5-5	4-1	32 Drexler	11 Kersey
11. 11/27	LA Clippers	97-87	W	6-5	5-1	27 Drexler	9 S.Johnson,Drexler
12. 11/29	New Jersey	125-104	W	7-5	6-1	28 Drexler,S.Johnson	12 S.Johnson
13. 12/1	Phoenix	102-100	W	8-5	7-1	35 Drexler	13 Kersey
14. 12/2	@ LA Lakers	117-104	W	9-5	2-4	32 Kersey	14 Kersey,Drexler
15. 12/5	@ Phoenix	133-115	W	10-5	3-4	34 Drexler	8 Kersey
16. 12/6	New York	117-99	W	11-5	8-1	27 Drexler	10 Lucas,Duckworth
17. 12/8	@ Detroit	117-127	L	11-6	3-5	30 S.Johnson	8 Drexler
18. 12/9	@ Philadelphia	86-94	L	11-7	3-6	24 Drexler	12 Duckworth
19. 12/11	@ Milwaukee	112-125	L	11-8	3-7	25 S.Johnson	8 Kersey,R.Anderson
20. 12/12	@ Indiana	108-101	W	12-8	4-7	28 Drexler	13 Kersey
21. 12/15	Seattle	128-109	W	13-8	9-1	24 Kersey	12 Kersey
22. 12/18	@ Phoenix	129-114	W	14-8	5-7	30 Drexler	8 Drexler,Ca.Jones
23. 12/20	San Antonio	148-126	W	15-8	10-1	40 Drexler	12 R.Anderson
24. 12/22	Golden State	136-91	W	16-8	11-1	27 S.Johnson	11 Lucas
25. 12/26	@ Cleveland	117-120	L	16-9	5-8	29 S.Johnson	10 Porter
26. 12/29	@ New York	110-123	L	16-10	5-9	29 Kersey	12 Kersey
27. 12/30	@ Washington	117-112	W	17-10	6-9	30 Kersey	11 Duckworth
28. 1/1	Philadelphia	127-125	W	18-10	12-1	27 Drexler	12 Drexler
29. 1/3	LA Lakers	81-98	L	18-11	12-2	24 Drexler	11 Lucas
30. 1/5	Seattle	126-114	W	19-11	13-2	31 Porter	8 Drexler,Kersey
31. 1/8	Sacramento	98-91	W	20-11	14-2	35 Drexler	10 Kersey
32. 1/13	@ Utah	104-116	L	20-12	6-10	22 S.Johnson	10 Duckworth
33. 1/14	@ Houston	98-103	L	20-13	6-11	25 Drexler	11 S.Johnson
34. 1/15	@ San Antonio	121-120	W	21-13	7-11	33 Drexler	10 S.Johnson,Drexler
35. 1/19	Dallas	116-120	L	21-14	14-3	27 Drexler	8 S.Johnson
36. 1/22	Denver	126-106	W	22-14	15-3	39 Drexler	13 Kersey
37. 1/24	Detroit	119-111	W	23-14	16-3	27 Drexler	15 Duckworth
38. 1/26	Milwaukee	112-106	W	24-14	17-3	25 Drexler,Kersey	13 Lucas
39. 1/27	@ Golden State	110-115	L	24-15	7-12	23 Kersey	12 Duckworth
40. 1/29	Phoenix	128-119	W	25-15	18-3	26 Duckworth	8 Ker.,Drex.,Ca.Jones,R.And.
41. 2/2	Atlanta	121-118	W	26-15	19-3	32 Drexler	17 Duckworth
42. 2/4	Utah	123-126	L	26-16	19-4	28 Duckworth	14 Duckworth
43. 2/9	Seattle	139-123	W	27-16	20-4	33 Vandeweghe	7 Kersey
44. 2/11	@ Sacramento	113-123	L	27-17	7-13	28 Drexler	7 Kersey,Duckworth
45. 2/12	Denver	120-105	W	28-17	21-4	34 Kersey	20 Kersey
46. 2/14	Houston	103-115	L	28-18	21-5	24 Kersey	13 Kersey
47. 2/15	@ Utah	94-112	L	28-19	7-14	31 Duckworth	10 Ca.Jones
48. 2/17	@ LA Clippers	110-96	W	29-19	8-14	41 Drexler	13 Duckworth
49. 2/19	Boston	104-124	L	29-20	21-6	32 Duckworth	9 Ca.Jones
50. 2/21	San Antonio	117-112	W	30-20	22-6	25 Kersey	12 Duckworth,Kersey
51. 2/23	@ New Jersey	114-102	W	31-20	9-14	29 Drexler	10 Kersey
52. 2/24	@ Boston	112-113	L	31-21	9-15	36 Drexler	9 Ca.Jones
53. 2/26	@ Chicago	104-96	W	32-21	10-15	42 Drexler	9 Kersey,Duckworth
54. 2/27	@ Atlanta	123-120	W	33-21	11-15	30 Duckworth	12 Lucas
55. 2/1	Cleveland	107-94	W	34-21	23-6	33 Kersey	13 Ca.Jones
56. 3/3	@ Phoenix	135-112	W	35-21	12-15	42 Drexler	13 Duckworth,Drexler
57. 3/5	Golden State	123-117	W	36-21	24-6	29 Drexler	14 Kersey
58. 3/8	@ Dallas	112-110	W	37-21	13-15	33 Kersey	15 Kersey
59. 3/10	@ Houston	112-109	W	38-21	14-15	33 Drexler	13 Duckworth
60. 3/13	LA Clippers	121-100	W	39-21	25-6	29 Duckworth	12 Duckworth
61. 3/15	LA Lakers	112-95	W	40-21	26-6	33 Porter	13 R.Anderson
62. 3/17	@ Denver	115-116 (ot)	L	40-22	14-16	29 Kersey	17 Kersey
63. 3/18	@ Golden State	121-116	W	41-22	15-16	40 Porter	9 Duckworth,Holton
64. 3/20	Dallas	105-99	W	42-22	27-6	21 Drexler	11 Drexler
65. 3/23	@ Seattle	108-118	L	42-23	15-17	26 Drexler	8 Duckworth
66. 3/25	@ Dallas	101-106	L	42-24	15-18	21 Drexler,Kersey	14 Drexler
67. 3/26	@ Houston	109-115	L	42-25	15-19	35 Drexler	12 Kersey
68. 3/29	@ San Antonio	136-113	W	43-25	16-19	29 Drexler	9 R.Anderson
69. 4/1	Chicago	101-116	L	43-26	27-7	32 Duckworth	12 Kersey
70. 4/3	San Antonio	110-107	W	44-26	28-7	24 Duckworth	12 Duckworth
71. 4/5	LA Clippers	141-119	W	45-26	29-7	25 Duckworth,Drexler	8 R.Anderson
72. 4/6	@ LA Clippers	111-103	W	46-26	17-19	24 Drexler	10 Duckworth
73. 4/8	@ Seattle	100-114	L	46-27	17-20	24 Duckworth	8 Duckworth
74. 4/9	LA Lakers	119-109	W	47-27	30-7	36 Drexler	13 Drexler
75. 4/12	@ LA Lakers	103-109	L	47-28	17-21	25 Drexler	11 Duckworth
76. 4/14	@ Utah	128-123	W	48-28	18-21	42 Drexler	10 Duckworth
77. 4/15	Golden State	147-113	W	49-28	31-7	36 Vandeweghe	13 Duckworth
78. 4/17	Sacramento	112-102	W	50-28	32-7	27 Drexler	14 Duckworth
79. 4/19	Utah	122-129	L	50-29	32-8	35 Drexler	7 Duckworth
80. 4/20	@ Golden State	131-117	W	51-29	19-21	29 Drexler	9 Kersey,Porter
81. 4/22	Denver	141-135 (ot)	W	52-29	33-8	35 Drexler	14 Ca.Jones
82. 4/23	@ Sacramento	124-110	W	53-29	20-21	33 Drexler	12 Ca.Jones

See Playoff section for 1988 Playoff game-by-game scores



Left to right, first row: Bucky Buckwalter, Bert Kolde, Harry Glickman, Rick Adelman, Jack Schalow, Maurice Lucas, John Wetzel. Second row: Bill Schonely, Clinton Wheeler, Jerry Sichting, Brooke Steppe, Adrian Branch, Danny Young, Terry Porter, Geoff Petrie, Mike Shimensky. Third row: Clyde Drexler, Mark Bryant, Richard Anderson, Caldwell Jones, Rolando Ferreira, Sam Bowie, Kevin Duckworth, Steve Johnson, Jerome Kersey.

IN REVIEW --- On February 18, the Trail Blazers were 25-22 but had lost eight of their last 13 and six of their last 10 at home. At this juncture, assistant coach Rick Adelman was promoted to interim coach, replacing Mike Schuler. Despite an unforgiving schedule (Portland played 16 of its first 24 games under Adelman's leadership on the road), and key injuries down the stretch, the Blazers downed Dallas to advance to the playoffs for the 12th time in 13 years. Clyde Drexler continued his involvement as one of the league's premier performers. He averaged a club-record 27.2 ppg, scored 20 or more points in all but 11 games and topped the 30-point mark 24 times, including a career-high 50 points January 6 versus Sacramento.

HONORS --- Clyde Drexler and Kevin Duckworth were selected to play in the NBA All-Star Game . . . Drexler had 14 points and a game-high 12 rebounds in 25 minutes . . . Duckworth tallied five points in seven minutes . . . Drexler finished fourth in NBA scoring (27.2 ppg), the highest finish ever by a Blazer . . . Drexler was fifth in in steals (2.73 spg) and Terry Porter fourth in assists (9.5 apg).

CHANGES --- Paul Allen purchased the Trail Blazers from Larry Weinberg on May 31; Weinberg became chairman emeritus and Bert Kolde vice chairman; Harry Glickman was promoted to president; Assistant Coach Rick Adelman was named interim head coach on Feb. 18; Maurice Lucas retired as a player and was named an assistant coach . . . **KEY DRAFT PICKS:** Mark Bryant, (1st round), Rolando Ferreira, (2nd), Anthony Mason, and Craig Neal(3rd) . . . **KEY ROSTER MOVES:** Michael Holton went to Charlotte in the expansion draft; Kiki Vandeweghe was traded to New York for a 1989 1st round draft choice; Signed free agents Adrian Branch, Danny Young, Brook Steppe and Clinton Wheeler.

Overall record: 39-43 (17th in league, 8th in conference, 5th in division)
 Home record: 28-13 (tie, 17th in league) , Road record: 11-30 (tie, 15th in league)
 Lost to LA Lakers in Western Conference First Round (3-0)

1988-89 PORTLAND TRAIL BLAZERS STATISTICS

	G	St	Min	FG	FGA	Pct.	3FG	3AT	Pct.	FT	FTA	Pct.	Off	Def	Reb	Ast.	PF-DQ	Stl	Blk	Pts	Avg.
Clyde Drexler	78	78	3064	829	1672	.496	27	104	.260	438	548	.799	289	326	615	450	269-2	213	54	2123	27.2
Kevin Duckworth	79	79	2662	554	1161	.477	0	2	.000	324	428	.757	246	389	635	60	300-6	56	49	1432	18.1
Terry Porter	81	81	3102	540	1146	.471	79	219	.361	272	324	.840	85	282	367	770	187-1	146	8	1431	17.7
Jerome Kersey	76	76	2716	533	1137	.469	6	21	.286	258	372	.694	246	383	629	243	277-6	137	84	1330	17.5
Kiki Vandeweghe*	18	1	432	103	217	.475	16	38	.421	29	33	.879	11	24	35	34	40-0	7	4	251	13.9
Steve Johnson	72	0	1477	296	565	.524	0	0	---	129	245	.527	135	223	358	105	254-3	20	44	721	10.0
Sam Bowie	20	0	412	69	153	.451	5	7	.714	28	49	.571	36	70	106	36	43-0	7	33	171	8.6
Adrian Branch	67	4	811	202	436	.463	7	31	.226	87	120	.725	63	69	132	60	99-0	45	3	498	7.4
Danny Young	48	2	952	115	250	.460	17	50	.340	50	64	.781	17	57	74	123	50-0	55	3	297	6.2
Richard Anderson	72	3	1082	145	348	.417	49	141	.348	32	38	.842	62	169	231	98	100-1	44	12	371	5.2
Mark Bryant	56	32	803	120	247	.486	0	0	---	40	69	.580	65	114	179	33	144-3	20	7	280	5.0
Jerry Sichting	25	1	390	46	104	.442	3	12	.250	7	8	.875	9	20	29	59	17-0	15	0	102	4.1
Brook Steppe	27	2	244	33	78	.423	5	9	.556	32	37	.865	13	19	32	16	32-0	11	1	103	3.8
Caldwell Jones	72	40	1279	77	183	.421	0	1	.000	48	61	.787	88	212	300	59	166-0	24	85	202	2.8
Clinton Wheeler	20	0	211	21	45	.467	0	1	.000	7	10	.700	12	7	19	33	17-0	19	0	49	2.5
Craig Neal*	21	0	159	11	35	.314	2	9	.222	1	2	.500	3	8	11	32	24-0	9	0	25	1.2
Rolando Ferreira	12	0	34	1	18	.056	0	0	---	7	8	.875	4	9	13	1	7-0	0	1	9	0.8
Portland	82		19830	3695	7795	.474	216	645	.335	1789	2416	.740	1384	2381	3765	2212	2026-22	828	388	9395	114.6
Opponents	82		19830	3572	7322	.488	198	546	.363	1933	2504	.772	1151	2391	3542	2073	1960-17	738	358	9275	113.1

* Did not complete season with Trail Blazers

1988-89

Date	Opponent	Score	Record	Home	Road	Scoring Leader	Rebounding Leader
1. 11/4	Phoenix	120-105	W	1-0	1-0	29 Drexler	9 S.Johnson
2. 11/5	Sacramento	121-103	W	2-0	2-0	27 Drexler	8 Duckworth,Ca.Jones
3. 11/10	@ Denver	115-135	L	2-1	0-1	32 Drexler	9 Duckworth,Kersey
4. 11/12	@ Golden State	100-107	L	2-2	0-2	20 Drexler,Duckworth	9 Duckworth
5. 11/13	Denver	132-143	L	2-3	2-1	32 Drexler	8 Kersey
6. 11/15	LA Clippers	125-103	W	3-3	3-1	26 Drexler	13 Duckworth
7. 11/17	@ Utah	99-123	L	3-4	0-3	24 Drexler	9 Drexler
8. 11/18	@ LA Lakers	105-106	L	3-5	0-4	28 Drexler	10 Kersey
9. 11/20	New Jersey	117-106	W	4-5	4-1	29 Kersey	10 Kersey
10. 11/22	@ Seattle	125-104	W	5-5	1-4	27 Kersey,Duckworth	11 Duckworth
11. 11/25	Houston	111-94	W	6-5	5-1	27 Duckworth	10 Kersey
12. 11/27	Golden State	109-94	W	7-5	6-1	29 Drexler	7 Duckworth,Porter
13. 11/29	@ Milwaukee	114-119	L	7-6	1-5	30 Kersey	11 Duckworth
14. 11/30	@ Philadelphia	106-114	L	7-7	1-6	24 S.Johnson	12 Drexler
15. 12/2	@ Miami	105-102	W	8-7	2-6	36 Drexler	7 Duckworth
16. 12/3	@ Atlanta	97-115	L	8-8	2-7	23 Drexler	9 Drexler
17. 12/6	@ New Jersey	97-93	W	9-8	3-7	26 Duckworth	12 Duckworth
18. 12/7	@ Indiana	120-129	L	9-9	3-8	35 Drexler	12 Duckworth,Drexler
19. 12/9	Washington	93-90	W	10-9	7-1	24 Duckworth	18 Duckworth
20. 12/11	San Antonio	128-123 (ot)	W	11-9	8-1	41 Drexler	13 Kersey
21. 12/13	LA Clippers	113-92	W	12-9	9-1	18 Duckworth	10 Duckworth
22. 12/16	@ Phoenix	125-132	L	12-10	3-9	42 Drexler	13 Porter
23. 12/17	Phoenix	115-97	W	13-10	10-1	23 Porter	9 R.Anderson
24. 12/20	@ Denver	127-124	W	14-10	4-9	43 Drexler	10 R.Anderson
25. 12/22	@ Golden State	117-109	W	15-10	5-9	38 Drexler	8 Duckworth
26. 12/23	Golden State	111-107	W	16-10	11-1	35 Drexler	12 Drexler
27. 12/27	@ Sacramento	111-112	L	16-11	5-10	29 Duckworth	10 Duckworth,Porter
28. 1/3	Miami	119-95	W	17-11	12-1	21 Drexler	7 Duck.,Kersey,S.Johnson
29. 1/4	@ LA Lakers	120-133	L	17-12	5-11	33 Drexler	11 Drexler
30. 1/6	Sacramento	147-142 (2ot)	W	18-12	13-1	50 Drexler	11 Duckworth,Kersey
31. 1/7	@ Seattle	123-129	L	18-13	5-12	29 Duckworth	7 Duckworth
32. 1/10	Seattle	125-109	W	19-13	14-1	29 Drexler	9 Bryant,S.Johnson
33. 1/12	@ Houston	106-116	L	19-14	5-13	23 Duckworth,Kersey	12 Duckworth
34. 1/14	@ San Antonio	103-99	W	20-14	6-13	28 Porter	7 Ca.Jones
35. 1/15	@ Dallas	108-111	L	20-15	6-14	25 Drexler	8 Drexler
36. 1/17	Utah	110-111	L	20-16	14-2	23 Duckworth	11 Kersey
37. 1/22	New York	116-120	L	20-17	14-3	48 Drexler	11 Drexler
38. 1/24	Seattle	100-103	L	20-18	14-4	25 Drexler	10 Kersey
39. 1/26	Milwaukee	109-127	L	20-19	14-5	25 Kersey	10 Kersey
40. 1/28	Atlanta	110-94	W	21-19	15-5	31 Drexler	12 Drexler
41. 1/30	Charlotte	130-118	W	22-19	16-5	32 Drexler	9 Duckworth
42. 2/1	@ LA Clippers	108-107	W	23-19	7-14	28 Vandeweghe	9 Drexler,Ca.Jones
43. 2/3	@ LA Lakers	129-140	L	23-20	7-15	25 Duckworth	11 S.Johnson
44. 2/4	San Antonio	137-100	W	24-20	17-5	28 Branch	10 Kersey
45. 2/7	Dallas	134-125	W	25-20	18-5	33 Kersey	9 Kersey,Duckworth
46. 2/9	Houston	110-113	L	25-21	18-6	36 Drexler	7 Kersey,Drexler
47. 2/16	LA Lakers	101-110	L	25-22	18-7	26 Drexler	7 Kersey
48. 2/18	Seattle	115-116	L	25-23	18-8	27 Porter	6 R.Anderson
49. 2/20	@ Chicago	98-102	L	25-24	7-16	19 Bowie	15 Kersey
50. 2/22	@ Detroit	94-105	L	25-25	7-17	19 Bowie,Porter	12 Kersey
51. 2/24	@ Cleveland	91-128	L	25-26	7-18	18 Drexler,Kersey	11 Drexler
52. 2/26	@ Miami	124-102	W	26-26	8-18	26 Drexler	11 Drexler
53. 2/28	Phoenix	139-134	W	27-26	19-8	34 Porter	11 Drexler
54. 3/2	@ LA Clippers	119-113	W	28-26	9-18	31 Drexler	11 Duckworth
55. 3/3	Philadelphia	129-121	W	29-26	20-8	23 Drexler,Kersey	20 Kersey
56. 3/5	Indiana	118-121 (ot)	L	29-27	20-9	22 Drexler,Kersey	9 Duckworth
57. 3/7	@ San Antonio	116-103	W	30-27	10-18	25 Porter	13 Bowie
58. 3/8	@ Dallas	92-99	L	30-28	10-19	23 Drexler	9 Kersey
59. 3/12	Cleveland	110-123	L	30-29	20-10	20 Porter	9 Duckworth
60. 3/14	Golden State	139-110	W	31-29	21-10	29 Drexler	14 Duckworth
61. 3/15	@ Utah	95-102	L	31-30	10-20	31 Drexler	11 Drexler
62. 3/17	@ Phoenix	124-129	L	31-31	10-21	25 Duckworth	11 Kersey
63. 3/18	@ Houston	113-127	L	31-32	10-22	35 Drexler	9 Drexler,Duckworth
64. 3/20	Dallas	112-91	W	32-32	22-10	29 Drexler	16 Kersey
65. 3/21	@ Golden State	127-151	L	32-33	10-23	39 Drexler	7 Drexler,Duckworth,Branch
66. 3/24	Chicago	113-128	L	32-34	22-11	27 Drexler	5 Duckworth,Bowie,Bryant
67. 3/23	@ Sacramento	105-106	L	32-35	10-24	25 Porter	9 Drexler
68. 3/28	@ New York	124-128	L	32-36	10-25	29 Drexler	12 Duckworth,Kersey
69. 3/29	@ Boston	97-106	L	32-37	10-26	19 Kersey	8 Drexler
70. 3/31	@ Washington	105-107	L	32-38	10-27	25 Drexler	12 Duckworth
71. 4/1	@ Charlotte	125-121 (ot)	W	33-38	11-27	36 Drexler	13 Duckworth,Kersey
72. 4/4	Detroit	118-100	W	34-38	23-11	25 Drexler	13 Drexler
73. 4/6	@ LA Clippers	123-133	L	34-39	11-28	36 Drexler	11 Kersey
74. 4/7	Boston	113-100	W	35-39	24-11	28 Duckworth	9 Duckworth,Kersey
75. 4/9	Denver	120-114	W	36-39	25-11	27 Duckworth	16 Kersey
76. 4/11	LA Clippers	126-102	W	37-39	26-11	24 Drexler	10 Porter
77. 4/14	Miami	97-86	W	38-39	27-11	20 Drexler	15 Drexler
78. 4/15	Utah	95-99	L	38-40	27-12	24 Porter	12 Kersey
79. 4/18	@ Sacramento	118-120	L	38-41	11-29	34 Drexler	14 Kersey
80. 4/20	@ Seattle	118-124	L	38-42	11-30	30 Kersey	13 Drexler
81. 4/21	LA Lakers	114-121	L	38-43	28-12	43 Drexler	11 Drexler
82. 4/23	Sacramento	126-120 (ot)	W	39-43	28-13	40 Drexler	15 Kersey

See Playoff section for 1989 Playoff game-by-game scores

1989-90



Left to right, first row: Bucky Buckwalter, Bert Kolde, Harry Glickman, Paul Allen, Rick Adelman, Jack Schalow, John Wetzel, Brad Greenberg. Second row: Mike Shimensky, Roger Sabrowski, Byron Irvin, Drazen Petrovic, Clyde Drexler, Jerome Kersey, Terry Porter, Danny Young, Dan Burke. Third row: Pat Lafferty, Steve Jones, Nate Johnston, Clifford Robinson, Kevin Duckworth, Wayne Cooper, Buck Williams, Mark Bryant, Geoff Petrie, Bill Schonely.

IN REVIEW --- Portland capped a stellar season by winning the Western Conference championship and taking on the defending champion Detroit Pistons in the NBA Finals. The Trail Blazers compiled the league's second best record, 59-23, including a 24-17 road mark. They gained momentum as the season progressed, winning 21 of their last 26 games, a run that included a 10-game winning streak and a sweep of a four-games-in-five-nights eastern road swing. After brushing aside Dallas in three games in the playoff's opening round, the Blazers battled to a semifinals win over San Antonio. That series featured two big homecourt overtime victories, including a 108-105 thriller in the seventh and deciding game. The Blazers captured their second Western Conference crown when they downed Phoenix in six games, with the series decider a 112-109 cliff-hanger on the Suns' floor. Portland appeared to be on its way to a second world title when it split the first two games with the defending champion Pistons in Detroit. But those hopes were dashed when they lost three straight at home, with the last two setbacks coming by three and two points respectively.

HONORS --- Clyde Drexler was selected on the All-NBA 3rd team and Buck Williams on the All-Defensive 1st team . . . Drexler represented Portland for the fourth time in five years at the NBA All-Star Game . . . Williams was eighth in the NBA in FG percentage (.548) and 10th in rebounding (9.8 rpg) . . . Drazen Petrovic was third in three-point shooting (.459) . . . Terry Porter finished sixth in free throw percentage (.892) and tied for seventh in assists (9.1 apg).

CHANGES --- Brad Greenburg was named director of player personnel and Geoff Petrie vice president for business operations . . . **KEY DRAFT PICKS:** Byron Irvin, Missouri (1st round), Clifford Robinson, Connecticut (2nd) . . . **KEY ROSTER MOVES:** Traded Sam Bowie and a 1989 1st round draft choice to New Jersey for Buck Williams; Renounced the draft rights to Anthony Mason (1988); Steve Johnson was selected by Minnesota in the expansion draft; Traded Richard Anderson to Charlotte for Robert Reid; Signed free agent Nate Johnston.

Overall record: 59-23 (tie, 2nd in league, 2nd in conference, 2nd in division)
 Home record: 35-6 (tie, 4th in league), Road record: 24-17 (tie, 2nd in league)
 Lost to Detroit in NBA Finals (4-1)---Overall Playoff record 12-9

1989-90 PORTLAND TRAIL BLAZERS STATISTICS

	G	St	Min	FG	FGA	Pct.	3FG	3AT	Pct.	FT	FTA	Pct.	Off	Def	Reb	Ast.	PF-DQ	Stl	Blk	Pts	Avg.
Clyde Drexler	73	73	2683	670	1357	.494	30	106	.283	333	430	.774	208	299	507	432	222-1	145	51	1703	23.3
Terry Porter	80	80	2781	448	969	.462	89	238	.374	421	472	.892	59	213	272	726	150-0	151	4	1406	17.6
Kevin Duckworth	82	82	2462	548	1146	.478	0	0	---	231	312	.740	184	325	509	91	271-2	36	34	1327	16.2
Jerome Kersey	82	82	2843	519	1085	.478	3	20	.150	269	390	.690	251	439	690	188	304-7	121	63	1310	16.0
Buck Williams	82	82	2801	413	754	.548	0	1	.000	288	406	.706	250	550	800	116	285-4	69	39	1114	13.6
Clifford Robinson	82	0	1565	298	751	.397	12	44	.273	138	251	.550	110	198	308	72	226-4	53	53	746	9.1
Drazen Petrovic	77	0	967	207	427	.485	34	74	.459	135	160	.844	50	61	111	116	134-0	23	2	583	7.6
Byron Irvin	50	2	488	96	203	.473	5	14	.357	61	91	.670	30	44	74	47	40-0	28	1	258	5.2
Danny Young	82	8	1393	138	328	.421	16	59	.271	91	112	.813	29	93	122	231	84-0	82	4	383	4.7
Wayne Cooper	79	0	1176	138	304	.454	0	3	.000	25	39	.641	118	221	339	44	211-2	18	95	301	3.8
Mark Bryant	58	0	562	70	153	.458	0	0	---	28	50	.560	54	92	146	13	93-0	18	9	168	2.9
Robert Reid*	12	1	85	13	33	.394	1	3	.333	4	8	.500	1	7	8	8	17-0	2	2	31	2.6
Nate Johnston	15	0	74	14	37	.378	0	3	.000	7	11	.636	11	10	21	1	11-0	3	7	35	2.3
Portland	82	19880	3572	7547	.473	190	565	.336	2031	2734	.743	1355	2552	3907	2085	2048-21	749	364	9365	114.2	
Opponents	82	19880	3351	7227	.464	228	688	.331	1917	2500	.767	1055	2357	3412	2026	2086-19	667	432	8847	107.9	

* Did not complete season with Trail Blazers

1989-90

Date	Opponent	Score	Record	Home	Road	Scoring Leader	Rebounding Leader
1. 11/3	Sacramento	114-96	W	1-0	1-0	22 Kersey	12 B.Williams
2. 11/5	Minnesota	93-83	W	2-0	2-0	21 Porter	10 Kersey
3. 11/7	@ Houston	86-109	L	2-1	0-1	20 Drexler	11 Duckworth
4. 11/8	@ San Antonio	108-104	W	3-1	1-1	22 Porter	13 Drexler
5. 11/10	@ Dallas	99-91	W	4-1	2-1	24 Duckworth	12 B.Williams
6. 11/12	Washington	95-104	L	4-2	2-1	21 B.Williams	12 B.Williams
7. 11/14	New York	118-117	W	5-2	3-1	22 C.Robinson	8 Duckworth
8. 11/15	@ Phoenix	107-109	L	5-3	2-2	22 Porter	11 Duckworth
9. 11/17	Phoenix	110-109	W	6-3	4-1	27 Drexler	14 B.Williams
10. 11/19	Seattle	119-109	W	7-3	5-1	20 Drexler,Porter	18 Kersey
11. 11/21	Chicago	121-110	W	8-3	6-1	24 Duckworth	7 B.Williams
12. 11/24	New Jersey	125-99	W	9-3	7-1	28 Drexler	9 B.Williams
13. 11/26	Detroit	102-82	W	10-3	8-1	27 Drexler	16 B.Williams
14. 11/28	LA Clippers	116-94	W	11-3	9-1	21 Drexler	11 B.Williams
15. 12/1	Golden State	123-110	W	12-3	10-1	25 Drexler	15 B.Williams
16. 12/2	@ Denver	113-146	L	12-4	2-3	24 Drexler	8 B.Williams
17. 12/4	@ Orlando	121-95	W	13-4	3-3	22 Kersey	14 B.Williams
18. 12/5	@ Miami	113-107	W	14-4	4-3	26 Drexler,Porter	10 B.Williams
19. 12/7	@ Charlotte	96-86	W	15-4	5-3	25 Drexler	17 B.Williams
20. 12/8	@ Atlanta	120-127	L	15-5	5-4	31 Drexler	10 Cooper
21. 12/10	@ Milwaukee	104-107	L	15-6	5-5	36 Drexler	15 Duckworth
22. 12/12	LA Clippers	99-92	W	16-6	11-1	22 Porter	13 B.Williams
23. 12/15	Golden State	111-116	L	16-7	11-2	28 Kersey	12 Kersey
24. 12/17	Indiana	121-113	W	17-7	12-2	26 Drexler	13 B.Williams
25. 12/19	Houston	119-100	W	18-7	13-2	19 Porter	10 Cooper
26. 12/21	@ Seattle	102-123	L	18-8	5-6	25 Drexler	10 Duckworth
27. 12/26	@ Phoenix	105-121	L	18-9	5-7	26 Drexler	12 Kersey
28. 12/28	@ Utah	109-113	L	18-10	5-8	24 Porter	8 Duckworth
29. 12/29	@ Dallas	144-140 (3ot)	W	19-10	6-8	32 Drexler	13 Duckworth
30. 1/2	Miami	119-95	W	20-10	14-2	25 Drexler	9 Kersey
31. 1/5	Utah	118-89	W	21-10	15-2	25 Drexler	15 Bryant
32. 1/6	@ Sacramento	124-121	W	22-10	7-8	25 Porter	8 Bryant
33. 1/8	Sacramento	108-96	W	23-10	16-2	26 Duckworth	10 Kersey
34. 1/11	@ Minnesota	82-80	W	24-10	8-8	18 Drexler	15 Kersey
35. 1/13	@ Detroit	106-111	L	24-11	8-9	17 Drexler	8 B.Williams,Duckworth
36. 1/14	@ New Jersey	99-90	W	25-11	9-9	36 Drexler	13 B.Williams,Drexler
37. 1/16	Denver	120-115	W	26-11	17-2	24 B.Williams	13 B.Williams
38. 1/21	Charlotte	115-100	W	27-11	18-2	26 Kersey	13 Kersey
39. 1/23	Milwaukee	119-90	W	28-11	19-2	19 Kersey,Porter	11 B.Williams
40. 1/26	San Antonio	109-103	W	29-11	20-2	19 Porter	12 B.Williams
41. 1/27	@ LA Clippers	118-115	W	30-11	10-9	27 Porter,Duckworth	11 Kersey
42. 1/30	Utah	122-98	W	31-11	21-2	25 Drexler	10 Drexler
43. 1/31	@ Golden State	130-135	L	31-12	10-10	38 Drexler	10 Kersey
44. 2/3	Dallas	131-100	W	32-12	22-2	24 B.Williams	11 B.Williams
45. 2/4	Phoenix	123-121	W	33-12	23-2	33 Drexler	18 Kersey
46. 2/6	LA Lakers	119-121 (ot)	L	33-13	23-3	32 Drexler	14 Kersey
47. 2/13	@ Seattle	110-106	W	34-13	11-10	31 Porter	16 B.Williams
48. 2/14	@ LA Lakers	132-128 (2ot)	W	35-13	12-10	26 Porter	15 Duckworth
49. 2/16	Boston	120-101	W	36-13	24-3	24 Kersey	13 Kersey
50. 2/18	Philadelphia	109-110	L	36-14	24-4	31 Porter	11 Kersey
51. 2/20	@ Charlotte	104-94	W	37-14	13-10	22 Porter,Petrovic	17 B.Williams
52. 2/21	@ Cleveland	109-121	L	37-15	13-11	20 Kersey,Duckworth	11 Kersey
53. 2/23	@ Chicago	102-113	L	37-16	13-12	20 Kersey	12 Duckworth
54. 2/25	@ Indiana	112-117	L	37-17	13-13	28 Porter	12 B.Williams
55. 2/27	Cleveland	118-105	W	38-17	25-4	21 Duckworth	10 Duckworth
56. 3/1	@ Utah	102-119	L	38-18	13-14	21 Duckworth,Kersey	14 Kersey
57. 3/3	Seattle	110-98	W	39-18	26-4	20 Drexler	12 B.Williams
58. 3/6	@ New York	112-100	W	40-18	14-14	28 Duckworth	11 Duckworth
59. 3/7	@ Boston	130-117	W	41-18	15-14	39 Drexler	11 Drexler
60. 3/9	@ New Jersey	104-100	W	42-18	16-14	25 Drexler	11 B.Williams
61. 3/10	@ Washington	116-113	W	43-18	17-14	31 Drexler	9 B.Williams,Kersey,Cooper
62. 3/13	Orlando	142-117	W	44-18	27-4	22 C.Robinson	13 Kersey
63. 3/15	@ Golden State	128-121	W	45-18	18-14	28 Porter	16 B.Williams
64. 3/16	Charlotte	124-109	W	46-18	28-4	24 Duckworth	9 B.Williams,Duckworth
65. 3/18	Houston	109-96	W	47-18	29-4	21 Drexler	10 B.Williams
66. 3/20	@ Houston	120-110	W	48-18	19-14	41 Drexler	16 Drexler
67. 3/22	@ San Antonio	106-107	L	48-19	19-15	26 Drexler	9 B.Williams
68. 3/24	@ Denver	140-126	W	49-19	20-15	28 Drexler	12 Kersey
69. 3/25	Minnesota	105-110	L	49-20	29-5	21 Drexler	10 Drexler
70. 3/27	LA Lakers	130-111	W	50-20	30-5	22 Duckworth	9 B.Williams
71. 3/29	Atlanta	112-106	W	51-20	31-5	18 B.Williams	12 B.Williams
72. 3/30	@ LA Lakers	106-135	L	51-21	20-16	21 Drexler	8 Kersey
73. 4/3	@ Seattle	134-136 (ot)	L	51-22	20-17	29 Drexler	16 B.Williams
74. 4/6	LA Clippers	106-99	W	52-22	32-5	35 Drexler	13 Drexler
75. 4/8	San Antonio	112-105	W	53-22	33-5	26 Drexler	12 Drexler
76. 4/10	@ Minnesota	106-94	W	54-22	21-17	26 Drexler	13 B.Williams
77. 4/13	Dallas	124-92	W	55-22	34-5	22 Drexler,Duckworth	11 Kersey
78. 4/14	Denver	127-136	L	55-23	34-6	22 Duckworth	12 B.Williams
79. 4/16	@ LA Clippers	93-85	W	56-23	22-17	23 Kersey	13 B.Williams
80. 4/18	@ Phoenix	128-120 (ot)	W	57-23	23-17	32 Drexler	13 Drexler
81. 4/21	@ Sacramento	118-110	W	58-23	24-17	24 Petrovic	13 Drexler
82. 4/22	LA Lakers	130-88	W	59-23	35-6	23 Kersey	10 Bryant

See Playoff section for 1990 Playoff game-by-game scores



Left to right, first row: Bert Kolde, Harry Glickman, Paul Allen, Rick Adelman, Jack Schalow, John Wetzel, Mike Shimensky, Marshall Glickman, Geoff Petrie, Bucky Buckwalter. Second row: Brad Greenburg, Keith Drum, Dan Burke, Danny Young, Walter Davis, Clyde Drexler, Jerome Kersey, Terry Porter, Danny Ainge, Dr. Bob Cook, Roger Sabrowski. Third row: Pat Lafferty, Steve Jones, Clifford Robinson, Kevin Duckworth, Wayne Cooper, Alaa Abdelnaby, Mark Bryant, Buck Williams, Mike Rice, Bill Schonely.

IN REVIEW --- The Trail Blazers picked up where they left off the previous season when they were in the NBA Finals and captured world-wide basketball attention. They posted the league's best record, 63-19, the most wins ever by the franchise. They opened by winning their first 11 games and 19 of their first 20. They took their first eight away from home, extending a road winning streak over two seasons to 12 which equaled the second longest in NBA history. By mid-February, they were 41-9 overall and 26-2 at home. And they continued their dominant league role by winning a club-record 16 straight before having that streak broken with a season-ending loss at Phoenix. Coach Rick Adelman's club was on track to bring Portland its second NBA Trophy. The Blazers defeated Seattle in the opening round of the playoffs then stopped Utah in five games to advance to the Western Conference title round for the second year in a row. But there hopes were dashed when Magic Johnson and the Los Angeles Lakers ousted them in six games.

HONORS --- Bucky Buckwalter, vice president of basketball operations, was named NBA Executive of the Year . . . Clyde Drexler was named All-NBA 2nd team . . . Buck Williams was selected on the All-Defensive 1st team . . . Rick Adelman was NBA Coach of the Month in November and April, head coach of the West in the All-Star Game, and was runner-up for Coach of the Year honors . . . For the first time, three Trail Blazers represented Portland in the All-Star Game---Clyde Drexler, Kevin Duckworth and Terry Porter . . . Williams led the NBA in FG percentage (.602) . . . Porter and Danny Ainge were fourth and sixth respectively in 3-point FG % (.415 and .406).

CHANGES: Geoff Petrie became senior vice president for operations . . . **KEY DRAFT PICKS:** Alaa Abdelnaby, Duke (1st round) . . . **KEY TRANSACTIONS:** Traded Byron Irvin, a 1991 1st round draft pick, a 1992 2nd round pick and cash to Sacramento for Danny Ainge; Acquired Walter Davis from Denver in exchange for New Jersey's 1992 1st round draft choice received in exchange for Drazen Petrovic in a three-way transaction.

Overall record: 63-19 (1st in league)
 Home record: 36-5 (tie, 1st in league), Road record: 27-14 (tie, 1st in league);
 Lost to LA Lakers in Western Conference Finals (4-2) --- Overall Playoff record 9-7

1990-91 PORTLAND TRAIL BLAZERS STATISTICS

	G	St	Min	FG	FGA	Pct.	3FG	3AT	Pct.	FT	FTA	Pct.	Off	Def	Reb	Ast.	PF-DQ	Stl	Blk	Pts	Avg.
Clyde Drexler	82	82	2852	645	1338	.482	61	191	.319	416	524	.794	212	334	546	493	226-2	144	60	1767	21.5
Terry Porter	81	81	2665	486	944	.515	130	313	.415	279	339	.823	52	230	282	649	151-2	158	12	1381	17.0
Kevin Duckworth	81	81	2511	521	1084	.481	0	2	---	240	311	.772	177	354	531	89	251-5	33	34	1282	15.8
Jerome Kersey	73	72	2359	424	887	.478	4	13	.308	232	327	.709	169	312	481	227	251-4	101	76	1084	14.8
Clifford Robinson	82	11	1940	373	806	.463	6	19	.316	205	314	.653	123	226	349	151	263-2	78	76	957	11.7
Buck Williams	80	80	2582	358	595	.602	0	0	---	217	308	.705	227	524	751	97	247-2	47	47	933	11.7
Danny Ainge	80	0	1710	337	714	.472	102	251	.406	114	138	.826	45	160	205	285	195-2	63	13	890	11.1
Walter Davis	32	1	439	87	195	.446	1	3	.333	21	23	.913	19	39	58	41	42-0	18	0	196	6.1
Mark Bryant	53	0	781	99	203	.488	0	1	---	74	101	.733	65	125	190	27	120-0	15	12	272	5.1
Drazen Petrovic*	18	0	133	32	71	.451	1	6	.167	15	22	.682	10	8	18	20	21-0	6	0	80	4.4
Danny Young	75	1	897	103	271	.380	36	104	.346	41	45	.911	22	53	75	141	49-0	50	7	283	3.8
Alaa Abdelnaby	43	0	290	55	116	.474	0	0	---	25	44	.568	27	62	89	12	39-0	4	12	135	3.1
Wayne Cooper	67	1	746	57	145	.393	0	1	.000	33	42	.786	54	134	188	22	120-0	7	61	147	2.2
Portland	82		19905	3577	7369	.485	341	904	.377	1912	2538	.753	1202	2561	3763	2254	1975-19	724	410	9407	114.7
Opponents	82		19905	3320	7275	.456	236	730	.323	1819	2341	.777	1079	2354	3433	2048	2075-40	630	352	8695	106.0

* Did not complete season with Trail Blazers

1990-91

Date	Opponent	Score	Record	Home	Road	Scoring Leader	Rebounding Leader
1. 11/2	Houston	90-89	W	1-0	1-0	29 Drexler	14 Kersey
2. 11/3	@ Sacramento	95-93 (ot)	W	2-0	1-0	19 Porter	14 Duckworth
3. 11/6	@ LA Lakers	125-123 (ot)	W	3-0	2-0	27 Drexler	12 B.Williams
4. 11/9	Detroit	113-101	W	4-0	2-0	28 Porter	11 Kersey
5. 11/11	LA Clippers	138-107	W	5-0	3-0	23 Drexler	12 B.Williams
6. 11/13	Denver	155-129	W	6-0	4-0	39 Drexler	12 B.Williams
7. 11/15	New York	141-125	W	7-0	5-0	31 Drexler	10 Kersey
8. 11/17	@ Denver	143-112	W	8-0	3-0	31 Drexler	16 B.Williams
9. 11/18	Chicago	125-112	W	9-0	6-0	30 Drexler	8 Kersey
10. 11/23	Golden State	143-119	W	10-0	7-0	22 Porter	8 Kersey,Bryant,Cooper
11. 11/25	San Antonio	117-103	W	11-0	8-0	22 Duckworth	14 Drexler
12. 11/27	Phoenix	109-123	L	11-1	8-1	21 Duckworth,Kersey	12 B.Williams
13. 11/29	Minnesota	107-92	W	12-1	9-1	21 Drexler	11 B.Williams
14. 12/1	@ Seattle	130-124 (3ot)	W	13-1	4-0	38 Porter	10 Kersey
15. 12/2	Utah	101-97	W	14-1	10-1	23 B.Williams	11 B.Williams
16. 12/4	@ Miami	98-95	W	15-1	5-0	26 Porter	10 B.Williams
17. 12/5	@ Orlando	119-110	W	16-1	6-0	27 Drexler	12 Kersey
18. 12/7	@ Indiana	127-105	W	17-1	7-0	23 Drexler	9 Kersey
19. 12/8	@ Chicago	109-101	W	18-1	8-0	29 Drexler	10 Duckworth
20. 12/11	Indiana	122-96	W	19-1	11-1	21 Duckworth	8 B.Williams
21. 12/13	@ Sacramento	88-100	L	19-2	8-1	20 Drexler,Kersey	9 Duckworth
22. 12/14	Dallas	106-104	W	20-2	12-1	29 Drexler	12 B.Williams
23. 12/16	Orlando	126-107	W	21-2	13-1	31 Drexler	20 Williams
24. 12/18	Golden State	122-94	W	22-2	14-1	20 Drexler	9 Drexler
25. 12/20	@ Golden State	118-125	L	22-3	8-2	37 Drexler	16 B.Williams
26. 12/21	@ LA Clippers	117-107	W	23-3	9-2	24 Drexler	10 Duckworth
27. 12/23	Denver	132-101	W	24-3	15-1	23 Kersey	14 Kersey
28. 12/26	@ New York	108-92	W	25-3	10-2	27 Drexler	9 Drexler
29. 12/27	@ Charlotte	105-96	W	26-3	11-2	25 Drexler	17 B.Williams
30. 12/29	@ Cleveland	120-114	W	27-3	12-2	28 Drexler	11 B.Williams
31. 12/30	@ Milwaukee	112-117	L	27-4	12-3	21 Drexler	8 Ainge
32. 1/3	LA Lakers	104-108	L	27-5	15-2	27 Duckworth	12 B.Williams
33. 1/5	Miami	132-108	W	28-5	16-2	20 C.Robinson	11 B.Williams
34. 1/6	Seattle	114-111	W	29-5	17-2	20 Ainge	8 B.Williams
35. 1/8	@ Houston	123-97	W	30-5	13-3	20 Drex.,Duckw.,Ainge	12 Bryant
36. 1/9	@ Dallas	99-109	L	30-6	13-4	22 Drexler	15 B.Williams
37. 1/11	@ Detroit	98-100 (ot)	L	30-7	13-5	20 Drexler	9 B.Williams,Kersey,Drexler
38. 1/13	@ New Jersey	116-103	W	31-7	14-5	26 Porter	10 B.Williams
39. 1/15	@ Minnesota	132-117	W	32-7	15-5	32 Drexler	10 Drexler
40. 1/18	Washington	123-99	W	33-7	18-2	22 C.Robinson	9 Drexler
41. 1/20	Milwaukee	116-112	W	34-7	19-2	21 Duckworth	8 Drexler
42. 1/22	Phoenix	123-116	W	35-7	20-2	24 Drexler	9 C.Robinson
43. 1/26	Sacramento	121-96	W	36-7	21-2	17 C.Robinson	12 Duckworth
44. 1/28	Atlanta	116-111	W	37-7	22-2	23 Porter	11 B.Williams
45. 1/31	@ Utah	91-105	L	37-8	15-6	17 Duckworth	10 Drexler
46. 2/1	Golden State	119-99	W	38-8	23-2	32 Drexler	12 B.Williams
47. 2/4	New Jersey	117-102	W	39-8	24-2	20 C.Robinson	7 B.Williams
48. 2/6	@ Sacramento	93-96	L	39-9	15-7	20 Porter	11 B.Williams
49. 2/12	Philadelphia	121-106	W	40-9	25-2	22 Porter	8 Duckworth
50. 2/15	Utah	117-105	W	41-9	26-2	22 Porter	14 Duckworth
51. 2/17	@ LA Lakers	96-106	L	41-10	15-8	29 Drexler	10 Duckworth
52. 2/19	Dallas	107-100	W	42-10	27-2	23 Porter	10 B.Williams,C.Robinson
53. 2/21	@ Denver	122-111	W	43-10	16-8	25 Duckworth	14 Duckworth
54. 2/22	Phoenix	127-106	W	44-10	28-2	20 Kersey	11 Kersey
55. 2/24	San Antonio	88-95	L	44-11	28-3	18 Duckworth	9 B.Williams
56. 2/26	@ San Antonio	101-102 (ot)	L	44-12	16-9	28 Porter	17 B.Williams
57. 2/28	@ Atlanta	109-117	L	44-13	16-10	20 Porter,Duckw.,Drex.	11 Duckworth
58. 3/1	@ Philadelphia	111-121	L	44-14	16-11	23 Drexler	15 Duckworth
59. 3/3	@ Boston	116-107	W	45-14	17-11	29 Drexler	13 Drexler
60. 3/10	Boston	109-111 (ot)	L	45-15	28-4	25 Drexler,Kersey	10 Duckworth,B.Williams
61. 3/11	Cleveland	104-96	W	46-15	29-4	26 Drexler	13 Duckworth
62. 3/13	@ Phoenix	108-116	L	46-16	17-12	18 Kersey	9 B.Williams
63. 3/15	@ Utah	106-96	W	47-16	18-12	26 Drexler	10 B.Williams
64. 3/17	LA Clippers	97-107	L	47-17	29-5	19 Drexler	8 B.Williams,Duckworth
65. 3/19	@ Golden State	126-136	L	47-18	18-13	30 Drexler	7 Drexler
66. 3/20	@ LA Clippers	100-96	W	48-18	19-13	28 Porter	13 Drexler
67. 3/24	Charlotte	117-102	W	49-18	30-5	27 Drexler	7 B.Williams,Porter
68. 3/26	Seattle	126-113	W	50-18	31-5	30 Drexler	11 Kersey
69. 3/27	@ Seattle	112-107	W	51-18	20-13	26 Drexler	11 Kersey
70. 3/29	@ LA Lakers	109-105 (ot)	W	52-18	21-13	26 Porter	17 B.Williams
71. 3/30	Minnesota	121-91	W	53-18	32-5	19 Ainge	6 Kersey,Abdelnaby
72. 4/2	@ Minnesota	104-93	W	54-18	22-13	25 Kersey	12 B.Williams
73. 4/4	@ Washington	105-96	W	55-18	23-13	23 Drexler	10 B.Williams
74. 4/5	@ Orlando	115-98	W	56-18	24-13	29 Porter	21 B.Williams
75. 4/7	@ Dallas	110-92	W	57-18	25-13	22 C.Robinson	11 B.Williams
76. 4/9	@ Houston	103-93	W	58-18	26-13	26 Drexler	12 Duckworth
77. 4/10	@ San Antonio	105-100	W	59-18	27-13	22 Drexler	8 B.Williams
78. 4/13	LA Lakers	118-113	W	60-18	33-5	31 Drexler	10 B.Williams
79. 4/14	Orlando	139-119	W	61-18	34-5	23 Drexler	11 Drexler
80. 4/16	Houston	115-96	W	62-18	35-5	16 Drexler,W.Davis	12 B.Williams
81. 4/19	Sacramento	127-105	W	63-18	36-5	19 Duckworth	7 B.Williams,Drexler
82. 4/21	@ Phoenix	118-135	L	63-19	27-14	24 B.Williams	8 Abdelnaby

See Playoff section for 1991 Playoff game-by-game scores



Left to right, first row: John Wetzel, Jack Schalow, Rick Adelman, Paul Allen, Bert Kolde, Harry Glickman. Second row: Mike Shimensky, Robert Pack, Lamont Strothers, Jerome Kersey, Clyde Drexler, Danny Ainge, Terry Porter. Third row: Kevin Duckworth, Clifford Robinson, Wayne Cooper, Alaa Abdelnaby, Mark Bryant, Buck Williams, Ennis Whatley.

IN REVIEW --- For the second time in three years and the third time in franchise history, the Trail Blazers were locked in a June battle for the world championship, this time against defending champion Chicago. Ultimately, Michael Jordan and the Bulls prevailed but not before Portland took them to The Finals series' sixth game in Chicago Stadium. The Blazers finished the regular season with the West's best record, 57-25, and tied for the second most wins overall. In the playoffs, Portland exacted some revenge when it eliminated the Los Angeles Lakers, in four games in first round action. The Lakers had dashed Blazers hopes for a shot at the championship the previous year by defeating them in the Western Conference Finals. A four-games-to-one win over Phoenix in the semifinals put them in the WC title round. This time they would not be denied. After splitting the first four games with Utah, the Blazers won at home in overtime then clinched the series by beating the Jazz on their own floor, 105-97. In the Finals' sixth game in Chicago, Portland had a 15-point lead going into the final period. But the Bulls staged the biggest fourth quarter comeback in Finals history to pull out a 97-93 victory and their second NBA title.

HONORS --- Clyde Drexler became only the second Trail Blazer ever to earn 1st team All-NBA honors . . . He was runner-up for both NBA MVP and All-Star Game MVP honors . . . Playing in his sixth All-Star Game, Drexler contributed 22 points, a game-high nine rebounds, and six assists to help lead the West to a 40-point victory over the East . . . He finished fourth in NBA scoring (25.0 ppg) . . . Buck Williams was on the 2nd All-NBA Defensive team and led the NBA in FG percentage for the second straight year (.604).

KEY DRAFT CHOICES --- Marcus Kennedy, Eastern Michigan (2nd round). **KEY TRANSACTIONS** --- Acquired Lamont Strothers from Golden State for two 2nd round draft picks; Signed free agent Robert Pack and Ennis Whatley; Waived Danny Young.

Overall record: 57-25 (tie, 2nd in league, 1st in conference)
 Home record: 33-8 (6th in league), Road record: 24-17 (tie, 2nd in league)
 Lost to Chicago in NBA Finals (4-2)---Overall Playoff record 13-8

1991-92 PORTLAND TRAIL BLAZERS STATISTICS

	G	St	Min	FG	FGA	Pct.	3FG	3AT	Pct.	FT	FTA	Pct.	Off	Def	Reb	Ast.	PF-DQ	Stl	Blk	Pts	Avg.
Clyde Drexler	76	76	2751	694	1476	.470	114	338	.337	401	505	.794	166	334	500	512	229-2	138	70	1903	25.0
Terry Porter	82	82	2784	521	1129	.461	128	324	.395	315	368	.856	51	204	255	477	155-1	127	12	1485	18.1
Jerome Kersey	77	76	2553	398	852	.467	1	8	.125	174	262	.664	241	392	633	243	254-1	114	71	971	12.6
Clifford Robinson	82	7	2124	398	854	.466	1	11	.091	219	330	.664	140	276	416	137	274-11	85	107	1016	12.4
Buck Williams	80	80	2519	340	563	.604	0	1	.000	221	293	.754	260	444	704	108	244-4	62	41	901	11.3
Kevin Duckworth	82	82	2222	362	786	.461	0	3	.000	156	226	.690	151	346	497	99	264-5	38	37	880	10.7
Danny Ainge	81	6	1595	299	676	.442	78	230	.339	108	131	.824	40	108	148	202	148-0	73	13	784	9.7
Alaa Abdelnaby	71	1	934	178	361	.493	0	0	---	76	101	.752	81	179	260	30	132-1	25	16	432	6.1
Robert Pack	72	0	894	115	272	.423	0	10	.000	102	127	.803	32	65	97	140	101-0	40	4	332	4.6
Mark Bryant	56	0	800	95	198	.480	0	3	.000	40	60	.667	87	114	201	41	105-0	26	8	230	4.1
Ennis Whatley	23	0	209	21	51	.412	0	4	.000	27	31	.871	6	15	21	34	12-0	14	3	69	3.0
Danny Young*	18	0	134	16	40	.400	3	10	.300	10	14	.714	0	9	9	20	6-0	6	0	45	2.5
Lamont Strothers	4	0	17	4	12	.333	0	2	.000	2	4	.500	1	0	1	1	2-0	1	1	10	2.5
Wayne Cooper	35	0	344	35	82	.427	0	0	.000	7	11	.636	38	63	101	21	57-0	4	27	77	2.2
Portland	82		19880	3476	7352	.473	325	944	.344	1858	2463	.754	1294	2549	3843	2065	1983-25	753	410	9135	111.4
Opponents	82		19880	3249	7150	.454	244	805	.303	1797	2367	.759	1097	2336	3433	1980	1957-23	688	433	8539	104.1

* Did not complete season with Trail Blazers

1991-92

Date	Opponent	Score	Record	Home	Road	Scoring Leader	Rebounding Leader	
1.	11/1/22	Cleveland	117-106	W	1-0	1-0	31 Drexler	8 B.Williams,C.Robinson
2.	11/2/22	Phoenix	76-100	L	1-1	1-1	27 Drexler	8 Duckworth
3.	11/5/22	@ Houston	99-106	L	1-2	0-1	18 Drexler	9 Kersey
4.	11/6/22	@ San Antonio	93-119	L	1-3	0-2	20 Duckworth	8 B.Williams,Bryant
5.	11/8/22	Indiana	121-96	W	2-3	2-1	20 Porter	11 Kersey
6.	11/10/22	Boston	116-90	W	3-3	3-1	26 Drexler	12 Kersey
7.	11/12/22	Denver	120-82	W	4-3	4-1	15 Porter	8 Bryant,Cooper
8.	11/15/22	@ Minnesota	107-102	W	5-3	1-2	35 Drexler	17 Kersey
9.	11/16/22	@ Denver	111-122	L	5-4	1-3	21 Porter	9 Drexler
10.	11/19/22	LA Clippers	132-112	W	6-4	5-1	39 Drexler	10 Kersey
11.	11/21/22	@ LA Clippers	106-91	W	7-4	2-3	24 Drexler	11 Drexler
12.	11/22/22	Golden State	112-116	L	7-5	5-2	31 Drexler	16 Kersey
13.	11/24/22	San Antonio	116-111	W	8-5	6-2	48 Drexler	15 Kersey
14.	11/26/22	Milwaukee	107-98 (ot)	W	9-5	7-2	30 Drexler	9 B.Williams
15.	11/29/22	Chicago	114-116 (2ot)	L	9-6	7-3	38 Drexler	12 Drexler
16.	12/1/22	Washington	91-87	W	10-6	8-3	20 Drexler	12 Kersey
17.	12/3/22	@ Miami	124-94	W	11-6	3-3	21 Porter	11 B.Williams
18.	12/4/22	@ Orlando	124-115	W	12-6	4-3	34 Drexler	10 Drexler
19.	12/6/22	@ Philadelphia	102-105 (ot)	L	12-7	4-4	38 Drexler	12 B.Williams,Kersey
20.	12/7/22	@ Indiana	115-112	W	13-7	5-4	25 Porter	12 B.Williams
21.	12/10/22	Houston	106-108	L	13-8	8-4	24 Drexler	10 B.Williams
22.	12/13/22	Detroit	103-113	L	13-9	8-5	22 Drexler	11 Abdelnaby
23.	12/14/22	Sacramento	115-110	W	14-9	9-5	28 Drexler	10 Drexler
24.	12/16/22	Minnesota	119-104	W	15-9	10-5	24 Drexler	7 B.Williams
25.	12/20/22	@ Golden State	118-123	L	15-10	5-5	26 Drexler	16 Drexler
26.	12/22/22	Seattle	96-87	W	16-10	11-5	25 Drexler	10 B.Williams,Kersey
27.	12/26/22	Dallas	113-88	W	17-10	12-5	20 Drexler	12 B.Williams
28.	12/28/22	@ LA Lakers	98-88	W	18-10	6-5	22 Drexler	16 Kersey
29.	12/29/22	Miami	129-96	W	19-10	13-5	22 Drexler	6 Abdelnaby
30.	1/2/22	@ Utah	103-107	L	19-11	6-6	21 Drexler	12 B.Williams
31.	1/5/22	Philadelphia	115-102	W	20-11	14-5	22 C.Robinson	6 Kersey
32.	1/7/22	Orlando	104-89	W	21-11	15-5	23 Porter	12 B.Williams
33.	1/10/22	@ Detroit	81-86	L	21-12	6-7	19 Drexler	13 Drexler
34.	1/11/22	@ Charlotte	115-93	W	22-12	7-7	23 Ainge	11 B.Williams
35.	1/14/22	@ Cleveland	121-114	W	23-12	8-7	34 Drexler	10 C.Robinson
36.	1/15/22	@ New York	96-91	W	24-12	9-7	22 Porter	10 B.Williams
37.	1/17/22	Charlotte	120-104	W	25-12	16-5	25 Drexler	15 B.Williams
38.	1/19/22	@ Phoenix	128-132 (ot)	L	25-13	9-8	39 Drexler	15 B.Williams
39.	1/21/22	LA Lakers	131-92	W	26-13	17-5	19 Drexler	9 Abdelnaby
40.	1/23/22	@ Seattle	113-109	W	27-13	10-8	20 Drexler	11 B.Williams
41.	1/24/22	Atlanta	125-117	W	28-13	18-5	29 Drexler	11 B.Williams
42.	1/28/22	@ Golden State	124-116 (ot)	W	29-13	11-8	39 Drexler	15 Kersey
43.	1/31/22	New Jersey	113-108	W	30-13	19-5	20 Drexler	12 B.Williams
44.	2/2/22	Sacramento	147-107	W	31-13	20-5	21 Porter	8 Kersey
45.	2/4/22	@ San Antonio	88-95	L	31-14	11-9	23 Drexler	10 B.Williams
46.	2/6/22	@ Dallas	103-98	W	32-14	12-9	32 Drexler	15 B.Williams
47.	2/11/22	Denver	121-112	W	33-14	21-5	28 Drexler	11 B.Williams
48.	2/12/22	@ Phoenix	107-97	W	34-14	13-9	24 Drexler	12 Duckworth
49.	2/14/22	@ Sacramento	107-106	W	35-14	14-9	22 Drexler	16 Kersey
50.	2/16/22	LA Clippers	106-107	L	35-15	21-6	29 Porter	11 B.Williams
51.	2/18/22	Phoenix	129-116	W	36-15	22-6	28 Drexler	11 Kersey
52.	2/21/22	@ LA Clippers	123-116	W	37-15	15-9	31 Drexler	11 B.Williams
53.	2/22/22	@ Seattle	104-113	L	37-16	15-10	25 Drexler	12 Drexler
54.	2/24/22	Utah	110-107	W	38-16	23-6	24 Drexler	8 B.Williams
55.	2/27/22	@ New Jersey	96-98	L	38-17	15-11	31 Drexler	11 Kersey
56.	2/28/22	@ Washington	117-96	W	39-17	16-11	36 Drexler	10 B.Williams
57.	3/1/22	@ Chicago	91-111	L	39-18	16-12	26 Drexler	12 Drexler
58.	3/3/22	LA Lakers	105-101	W	40-18	24-6	30 Porter	6 B.Williams,Duckworth
59.	3/4/22	@ Denver	129-100	W	41-18	17-12	23 Ainge	7 Bryant
60.	3/6/22	Sacramento	114-106	W	42-18	25-6	34 Drexler	9 Kersey
61.	3/8/22	Seattle	109-97	W	43-18	26-6	23 Drexler	11 B.Williams
62.	3/10/22	@ Milwaukee	126-112	W	44-18	18-12	29 Drexler	11 Duckworth
63.	3/11/22	@ Minnesota	124-113	W	45-18	19-12	25 Drexler	10 B.Williams
64.	3/13/22	@ Atlanta	106-95	W	46-18	20-12	33 Drexler	10 B.Williams
65.	3/15/22	@ Boston	148-152 (2ot)	L	46-19	20-13	41 Drexler	14 Kersey
66.	3/17/22	Minnesota	111-91	W	47-19	27-6	21 Drexler	11 B.Williams
67.	3/18/22	@ LA Lakers	98-93	W	48-19	21-13	18 C.Robinson	8 B.Williams,Kersey
68.	3/21/22	@ Utah	77-95	L	48-20	21-14	26 Drexler	11 B.Williams
69.	3/24/22	Dallas	109-83	W	49-20	28-6	19 Porter	9 B.Williams,Kersey
70.	3/26/22	@ Sacramento	128-106	W	50-20	22-14	20 Drexler	7 Kersey,Duckworth
71.	3/28/22	Houston	115-95	W	51-20	29-6	26 Drexler	10 B.Williams
72.	3/29/22	New York	96-107	L	51-21	29-7	22 Drexler	9 Kersey
73.	3/31/22	@ Phoenix	111-128	L	51-22	22-15	20 Porter	8 B.Williams
74.	4/2/22	Utah	118-86	W	52-22	30-7	33 Drexler	10 B.Williams,Kersey
75.	4/5/22	@ Golden State	130-122	W	53-22	23-15	34 Drexler	17 B.Williams
76.	4/7/22	Golden State	110-101	W	54-22	31-7	26 Porter	9 Duckworth
77.	4/9/22	@ LA Clippers	100-106	L	54-23	23-16	30 Porter	12 Kersey
78.	4/10/22	Seattle	113-106	W	55-23	32-7	27 Porter	10 B.Williams
79.	4/12/22	San Antonio	123-97	W	56-23	33-7	28 Porter	12 Kersey,Duckworth
80.	4/14/22	@ Houston	96-108	L	56-24	23-17	21 Duckworth	13 Duckworth
81.	4/15/22	@ Dallas	100-94	W	57-24	24-17	20 B.Williams	10 B.Williams
82.	4/18/22	LA Lakers	101-109	L	57-25	33-8	27 Ainge	5 B.Williams,C.Robinson

See Playoff section for 1992 Playoff game-by-game scores



Left to right, first row: John Wetzell, Jack Schalow, Rick Adelman, Paul Allen, Bert Kolde, Harry Glickman, Geoff Petrie. Second row: Mike Shimensky, Delaney Rudd, Rod Strickland, Mario Elie, Jerome Kersey, Clyde Drexler, Dave Johnson, Terry Porter. Third row: Clifford Robinson, Mark Bryant, Joe Wolf, Kevin Duckworth, Buck Williams, Reggie Smith, Tracy Murray.

IN REVIEW --- Despite an adversity-filled season, the Trail Blazers posted their fourth straight 50-win season, going 51-31. Injuries took their toll: Leading scorer Clyde Drexler missed 33 games due to injuries and starting forward Jerome Kersey 17. Separately, those numbers represented more missed games than the entire starting five in any of the previous three seasons. The 58 games starters were out with injuries forced Adelman to employ 21 different opening lineups during the season. Last year, he had the luxury of having to use only five different starting units and having his top five regulars miss a total of just 10 games. On top of having to continually juggle his lineups, Adelman had to deal with two deaths in his family during the season---his brother-in-law and his father. Still, the Blazers gave Adelman his 200th career victory on November 22, allowing him to reach that plateau faster than any coach in NBA history. And, he was able to guide Portland to its 15th playoff berth in 16 seasons. However, for the first time in the last four post season appearances, the Blazers failed to make it past the first round, losing to San Antonio in four games.

HONORS --- Clifford Robinson, second leading scorer on the team while starting only 12 games, was selected winner of the NBA's Sixth Man Award, receiving 89 of a possible 98 first place votes . . . Terry Porter received the NBA's J. Walter Kennedy Citizenship Award for meritorious service to the community . . . Porter and Clyde Drexler played in the NBA All-Star Game . . . Porter was seventh in the league in 3-point percentage (.414) and Robinson ninth in blocked shots (1.99 bpg).

CHANGES --- Brad Greenberg was named vice president and director of player personnel and Bucky Buckwalter senior scouting consultant. **DRAFT CHOICES** --- Dave Johnson (1st round) and Reggie Smith (2nd). **KEY TRANSACTIONS** --- Acquired draft rights to Tracy Murray from Milwaukee in exchange for Alaa Abdelnaby; Signed free agents Rod Strickland, Mario Elie, Joe Wolf and Delaney Rudd.

Overall record: 51-31 (7th in league, 4th in conference, 3rd in division)
 Home record: 30-11 (8th in league), Road record: 21-20 (7th in league)
 Lost to San Antonio in Western Conference First Round (3-1)

1992-93 PORTLAND TRAIL BLAZERS STATISTICS


	G	St	Min	FG	FGA	Pct.	3FG	3AT	Pct.	FT	FTA	Pct.	Off	Def	Reb	Ast.	PF-DQ	Stl	Blk	Pts	Avg.
Clyde Drexler	49	49	1671	350	816	.429	31	133	.233	245	292	.839	126	183	309	278	159-1	95	37	976	19.9
Clifford Robinson	82	12	2575	632	1336	.473	19	77	.247	287	416	.690	165	377	542	182	287-8	98	163	1570	19.1
Terry Porter	81	81	2883	503	1108	.454	143	345	.414	327	388	.843	58	258	316	419	122-0	101	10	1476	18.2
Rod Strickland	78	35	2474	396	816	.485	4	30	.133	273	381	.717	120	217	337	559	153-1	131	24	1069	13.7
Jerome Kersey	65	50	1719	281	642	.438	8	28	.286	116	183	.634	126	280	406	121	181-2	80	41	686	10.6
Kevin Duckworth	74	55	1762	301	688	.438	0	2	.000	127	174	.730	118	269	387	70	222-1	45	39	729	9.9
Mario Elie	82	7	1757	240	524	.458	45	129	.349	183	214	.855	59	157	216	177	145-0	74	20	708	8.6
Buck Williams	82	82	2498	270	528	.511	0	1	.000	138	214	.645	232	458	690	75	270-0	81	61	678	8.3
Mark Bryant	80	24	1396	186	370	.503	0	1	.000	104	148	.703	132	192	324	41	226-1	37	23	476	6.0
Tracy Murray	48	14	495	108	260	.415	21	70	.300	35	40	.875	40	43	83	11	59-0	8	5	272	5.7
Dave Johnson	42	0	356	57	149	.383	3	14	.214	40	59	.678	18	30	48	13	23-0	8	1	157	3.7
Joe Wolf	21	0	156	20	43	.465	0	1	.000	12	14	.857	13	32	45	5	22-0	7	0	52	2.5
Delaney Rudd	15	1	95	7	36	.194	1	11	.091	11	14	.786	4	5	9	17	7-0	1	0	26	1.7
Reggie Smith	23	0	68	10	27	.370	0	1	.000	3	14	.214	15	6	21	1	16-0	4	1	23	1.0
Portland	82		19905	3361	7343	.458	275	843	.327	1901	2551	.745	1226	2507	3733	1969	1892-14	770	425	8898	108.5
Opponents	82		19905	3337	7125	.468	277	811	.342	1692	2226	.760	1022	2527	3549	2059	2089-29	649	452	8643	105.4

1992-93

Date	Opponent	Score	Record	Home	Road	Scoring Leader	Rebounding Leader
1. 11/8	Denver	123-104	W	1-0	1-0	29 Drexler	9 Drexler
2. 11/10	Phoenix	100-89	W	2-0	2-0	17 Elle	8 Kersey,Porter
3. 11/13	Cleveland	115-109	W	3-0	3-0	26 Duckworth	11 Duckworth
4. 11/14	@ Golden State	130-116	W	4-0	1-0	40 Porter 1	0 Drexler
5. 11/16	New York	109-94	W	5-0	4-0	21 C.Robinson	10 Drexler
6. 11/20	@ Sacramento	104-99	W	6-0	2-0	21 C.Robinson	11 Kersey
7. 11/22	Detroit	115-90	W	7-0	5-0	20 C.Robinson	10 Strickland
8. 11/24	San Antonio	95-91	W	8-0	6-0	24 Drexler	10 B.Williams
9. 11/25	@ Phoenix	117-121	L	8-1	2-1	36 Drexler	8 B.Williams
10. 11/27	LA Lakers	90-98	L	8-2	6-1	22 C.Robinson	7 Duckworth
11. 11/29	Sacramento	107-99	W	9-2	7-1	24 Drexler	13 C.Robinson
12. 12/1	@ New York	85-101	L	9-3	2-2	18 Duckworth	9 B.Williams
13. 12/2	@ Indiana	112-103	W	10-3	3-2	31 C.Robinson	9 B.Williams
14. 12/4	@ Chicago	99-111	L	10-4	3-3	27 C.Robinson	8 B.Williams
15. 12/5	@ Cleveland	96-94	W	11-4	4-3	24 C.Robinson	12 B.Williams
16. 12/8	Milwaukee	126-97	W	12-4	8-1	25 Drexler	11 Drexler
17. 12/9	@ LA Lakers	111-124	L	12-5	4-4	30 Drexler	6 Drexler,B.Williams
18. 12/11	Indiana	124-134 (2ot)	L	12-6	8-2	28 Porter	22 B.Williams
19. 12/13	Washington	117-98	W	13-6	9-2	32 C.Robinson	11 C.Robinson
20. 12/16	@ Denver	100-99	W	14-6	5-4	25 Drexler	12 Drexler
21. 12/18	@ Seattle	109-126	L	14-7	5-5	23 Strickland	9 Drexler,B.Williams
22. 12/20	Golden State	130-114	W	15-7	10-2	25 Strickland	8 B.Williams
23. 12/22	Seattle	96-107	L	15-8	10-3	28 C.Robinson	16 C.Robinson
24. 12/26	Philadelphia	121-115 (ot)	W	16-8	11-3	31 C.Robinson	19 B.Williams
25. 12/30	Dallas	111-92	W	17-8	12-3	30 Porter	12 B.Williams
26. 1/2	Utah	102-110	L	17-9	12-4	27 Duckworth	13 B.Williams
27. 1/3	Houston	103-101 (ot)	W	18-9	13-4	25 Strickland	13 C.Robinson
28. 1/5	@ Dallas	109-95	W	19-9	6-5	17 Kersey	10 Bryant
29. 1/7	@ Houston	113-91	W	20-9	7-5	21 C.Robinson	9 Duckworth
30. 1/9	@ San Antonio	93-109	L	20-10	7-6	20 Strickland	9 B.Williams
31. 1/12	Denver	109-100	W	21-10	14-4	19 C.Robinson	12 B.Williams
32. 1/14	Miami	104-93 (ot)	W	22-10	15-4	32 Porter	9 B.Williams,Porter
33. 1/15	@ LA Lakers	96-99	L	22-11	7-7	23 Strickland	11 B.Williams
34. 1/17	Seattle	109-97	W	23-11	16-4	24 Drexler	9 B.Williams
35. 1/19	@ Milwaukee	119-92	W	24-11	8-7	21 Drexler	10 Drexler
36. 1/20	@ Minnesota	110-94	W	25-11	9-7	22 C.Robinson	14 C.Robinson
37. 1/22	Sacramento	135-127	W	26-11	17-4	27 C.Robinson,Porter	8 Drexler
38. 1/24	@ Utah	124-113	W	27-11	10-7	28 Drexler	8 Drexler
39. 1/26	Golden State	143-133	W	28-11	18-4	31 Drexler	8 Strickland
40. 1/30	@ Seattle	86-108	L	28-12	10-8	14 Drexler	12 B.Williams
41. 2/2	Minnesota	91-104	L	28-13	18-5	24 C.Robinson	9 B.Williams
42. 2/5	Orlando	106-114	L	28-14	18-6	32 Drexler	12 Drexler
43. 2/7	Chicago	91-101	L	28-15	18-7	19 C.Robinson	10 C.Robinson
44. 2/12	@ LA Clippers	111-104	W	29-15	11-8	32 Drexler	11 B.Williams
45. 2/14	LA Clippers	86-96	L	29-16	18-8	16 Strickland	11 Drexler
46. 2/16	Atlanta	105-90	W	30-16	19-8	29 Drexler	11 Duckworth
47. 2/18	LA Lakers	105-103	W	31-16	20-8	21 C.Robinson	11 Kersey
48. 2/23	@ Orlando	107-125	L	31-17	11-9	23 C.Robinson	7 Duckworth
49. 2/24	@ Miami	91-102	L	31-18	11-10	20 Drexler	9 Drexler,Porter
50. 2/26	@ New Jersey	102-91	W	32-18	12-10	26 Drexler	9 Duckworth
51. 2/28	@ Boston	110-122	L	32-19	12-11	22 Drexler	13 B.Williams
52. 3/2	Phoenix	102-97	W	33-19	21-8	26 Porter	12 B.Williams
53. 3/4	@ Denver	88-103	L	33-20	12-12	15 Kersey	10 C.Robinson
54. 3/5	Charlotte	92-94	L	33-21	21-9	29 C.Robinson	13 C.Robinson
55. 3/7	@ Golden State	113-96	W	34-21	13-12	22 Porter	10 B.Williams
56. 3/10	@ Dallas	124-96	W	35-21	14-12	24 Porter	15 Duckworth
57. 3/11	@ Houston	91-104	L	35-22	14-13	18 Strickland	9 B.Williams
58. 3/13	@ San Antonio	99-108	L	35-23	14-14	28 C.Robinson	10 B.Williams,C.Robinson
59. 3/15	New Jersey	110-94	W	36-23	22-9	25 C.Robinson	13 Kersey
60. 3/17	@ Phoenix	111-129	L	36-24	14-15	22 Porter	6 Kersey,B.Williams
61. 3/19	Houston	106-98 (ot)	W	37-24	23-9	22 Kersey	11 Bryant
62. 3/21	Boston	104-106	L	37-25	23-10	26 C.Robinson	8 Kersey
63. 3/23	@ Seattle	108-99	W	38-25	15-15	36 Porter	9 Kersey
64. 3/25	@ Sacramento	113-111 (ot)	W	39-25	16-15	26 C.Robinson	10 B.Williams,C.Robinson
65. 3/26	LA Clippers	122-110	W	40-25	24-10	26 Porter	15 Kersey
66. 3/28	@ Charlotte	121-114	W	41-25	17-15	25 Drexler	15 B.Williams
67. 3/29	@ Atlanta	118-127 (ot)	L	41-26	17-16	39 C.Robinson	11 Drexler
68. 3/31	@ Detroit	111-120	L	41-27	17-17	33 Drexler	8 Drexler
69. 4/2	@ Philadelphia	96-91	W	42-27	18-17	17 C.Robinson	15 B.Williams
70. 4/3	@ Washington	102-114	L	42-28	18-18	24 C.Robinson	19 B.Williams
71. 4/6	Utah	110-95	W	43-28	25-10	25 Porter	12 Kersey
72. 4/8	Dallas	126-107	W	44-28	26-10	21 C.Robinson	9 B.Williams
73. 4/9	@ LA Lakers	109-105	W	45-28	19-18	22 Porter	13 B.Williams
74. 4/11	Minnesota	127-110	W	46-28	27-10	20 Porter	8 Kersey
75. 4/13	LA Clippers	101-99	W	47-28	28-10	26 Porter	12 C.Robinson
76. 4/15	@ Utah	117-122 (ot)	L	47-29	19-19	40 C.Robinson	7 C.Robinson
77. 4/16	@ Minnesota	117-109	W	48-29	20-19	26 C.Robinson,Porter	15 B.Williams
78. 4/18	San Antonio	105-101	W	49-29	29-10	25 Strickland	16 Kersey
79. 4/20	Golden State	115-99	W	50-29	30-10	28 Porter	12 Bryant
80. 4/22	Phoenix	114-115	L	50-30	30-11	24 Porter	11 Kersey
81. 4/23	@ Sacramento	112-108	W	51-30	21-19	24 Strickland	10 Kersey,B.Williams
82. 4/25	@ LA Clippers	112-123	L	51-31	21-20	16 C.Robinson,Murray	8 Murray

See Playoff section for 1993 Playoff game-by-game scores

1993-94



Left to right, first row: Kip Motta, Jack Schalow, John Wetzel, Rick Adelman, Paul Allen, Bert Kolde, Harry Glickman, Geoff Petrie, Brad Greenburg. Second row: Mike Shimensky, James Robinson, Rod Strickland, Harvey Grant, Clyde Drexler, Jerome Kersey, Jaren Jackson, Terry Porter. Third row: Clifford Robinson, Kevin Thompson, Reggie Smith, Chris Dudley, Mark Bryant, Buck Williams, Tracy Murray.

IN REVIEW --- Sixty games into the campaign Rick Adelman had his team in position to finish above the 50-win mark for the fifth time in as many seasons as head coach. On March 7, Portland was 16 games above .500 (38-22) and on a 10-1 run that included a six-game winning streak, the season's longest. But the Blazers couldn't keep the momentum and down the stretch lost 13 of their last 22 games, including a 4-5 record in their final nine home dates. It gave them a regular season mark of 47-35 that was still good enough to earn them the seventh seed in the WC playoffs and their 16th post-season appearance in 17 years. But Portland drew red-hot Houston in the first round and the Rockets, who went on to win their first NBA championship, eliminated the Blazers in four games. The deciding contest was a 92-89 loss in Memorial Coliseum. Several new faces figured in the Blazers mix and one of them, center Chris Dudley, was forced to miss 76 games when he suffered a fractured left ankle on November 9, the third contest of the season. The 47 wins left Adelman just nine shy of 300 in his five-plus seasons.

HONORS --- Clyde Drexler and Clifford Robinson represented the Trail Blazers in the NBA All-Star Game. It was Drexler's eighth all-star appearance and Robinson's first . . . Tracy Murray led the NBA in 3-point field goal percentage (.459), only the fourth Blazer to lead the league in at least one statistical category at season's end . . . Rod Strickland was sixth in assists (9.0 apg), and Terry Porter ninth in free throw percentage (.872).

KEY DRAFT PICKS --- James Robinson, Alabama (1st round), Kevin Thompson, North Carolina (2nd). **KEY TRANSACTIONS** --- Acquired Harvey Grant from Washington in exchange for Kevin Duckworth; Traded Mario Elie to Houston for 1995 2nd round choice; Signed free agents Rod Strickland, Chris Dudley, and Jaren Jackson.


Overall record: 47-35 (tie, 11th in league, 7th in conference, 4th in division)
 Home record: 30-11 (11th in league), Road record: 17-24 (13th in league);
 Lost to Houston in Western Conference First Round (3-1)

1993-94 PORTLAND TRAIL BLAZERS STATISTICS

	G	St	Min	FG	FGA	Pct.	3FG	3AT	Pct.	FT	FTA	Pct.	Off	Def	Reb	Ast.	PF-DQ	Stl	Blk	Pts	Avg.
Clifford Robinson	82	64	2853	641	1404	.457	13	53	.245	352	460	.765	164	386	550	159	263-0	118	111	1647	20.1
Clyde Drexler	68	68	2334	473	1105	.428	71	219	.324	286	368	.777	154	291	445	333	202-2	98	34	1303	19.2
Rod Strickland	82	58	2889	528	1093	.483	2	10	.200	353	471	.749	122	248	370	740	171-0	147	24	1411	17.2
Terry Porter	77	34	2074	348	836	.416	110	282	.390	204	234	.872	45	170	215	401	132-0	79	18	1010	13.1
Harvey Grant	77	73	2112	356	774	.460	2	7	.286	84	131	.641	109	242	351	107	179-1	70	49	798	10.4
Buck Williams	81	81	2636	291	524	.555	0	1	.000	201	296	.679	315	528	843	80	239-1	58	47	783	9.7
Tracy Murray	66	1	820	167	355	.470	50	109	.459	50	72	.694	43	68	111	31	76-0	21	20	434	6.6
Jerome Kersey	78	6	1276	203	469	.433	1	8	.125	101	135	.748	130	201	331	75	213-1	71	49	508	6.5
Mark Bryant	79	16	1441	185	384	.482	0	1	.000	72	104	.692	117	198	315	37	187-0	32	29	442	5.6
James Robinson	58	3	673	104	285	.365	23	73	.315	45	67	.672	34	44	78	68	69-0	30	15	276	4.8
Jaren Jackson	29	0	187	34	87	.391	0	6	.000	12	14	.857	6	11	17	27	20-0	4	2	80	2.8
Chris Dudley	6	3	86	6	25	.240	0	0	---	2	4	.500	16	8	24	5	18-0	4	3	14	2.3
Reggie Smith	43	9	316	29	72	.403	0	1	.000	18	38	.474	40	59	99	4	47-0	12	6	76	1.8
Kevin Thompson	14	0	58	6	14	.429	0	0	---	1	2	.500	7	6	13	3	11-0	0	2	13	0.9
Portland	82		19755	3371	7427	.454	272	770	.353	1781	2396	.743	1302	2460	3762	2070	1827-5	744	409	8795	107.3
Opponents	82		19755	3311	7057	.469	296	830	.357	1661	2216	.650	1016	2481	3497	2094	1944-15	654	393	8579	104.6

1993-94

Date	Opponent	Score	Record	Home	Road	Scoring Leader	Rebounding Leader
1. 11/5	@ LA Clippers	95-97	L	0-1	0-1	25 Drexler	13 Drexler
2. 11/7	Houston	92-106	L	0-2	0-1	25 C.Robinson	8 B.Williams
3. 11/9	@ LA Lakers	109-102	W	1-2	1-1	22 C.Rob.,Strick.,H.Grant	10 C.Robinson
4. 11/12	Atlanta	94-84	W	2-2	1-1	28 C.Robinson	11 B.Williams
5. 11/14	Detroit	114-111	W	3-2	2-1	25 C.Robinson	12 B.Williams
6. 11/16	Cleveland	96-101	L	3-3	2-2	25 Drexler	11 C.Robinson
7. 11/18	Chicago	120-98	W	4-3	3-2	21 C.Robinson	12 B.Williams
8. 11/19	@ Phoenix	109-118	L	4-4	1-2	29 Drexler	13 B.Williams
9. 11/21	Dallas	103-90	W	5-4	4-2	20 Drexler	11 C.Robinson
10. 11/23	Denver	109-94	W	6-4	5-2	27 Drexler	10 C.Robinson
11. 11/26	@ Denver	101-112	L	6-5	1-3	28 C.Robinson	11 B.Williams
12. 11/28	Sacramento	120-109	W	7-5	6-2	24 Drexler	14 Kersey
13. 11/30	@ Miami	123-109	W	8-5	2-3	33 Drexler	14 B.Williams
14. 12/1	@ Orlando	106-114	L	8-6	2-4	17 H.Grant,Strickland	15 B.Williams
15. 12/3	@ Boston	108-114	L	8-7	2-5	28 C.Robinson	12 Bryant
16. 12/4	@ Washington	118-105	W	9-7	3-5	26 C.Robinson	14 B.Williams
17. 12/7	@ Cleveland	100-109	L	9-8	3-6	23 Drexler	12 B.Williams
18. 12/8	@ Minnesota	114-111	W	10-8	4-6	31 C.Robinson	9 C.Robinson
19. 12/10	LA Lakers	117-99	W	11-8	7-2	21 Strickland	11 B.Williams
20. 12/12	Orlando	88-103	L	11-9	7-3	21 Porter	8 C.Robinson
21. 12/14	@ Dallas	100-93 (ot)	W	12-9	5-6	25 Drexler	16 B.Williams
22. 12/15	@ San Antonio	91-111	L	12-10	5-7	18 C.Robinson	17 B.Williams
23. 12/18	Minnesota	105-95	W	13-10	8-3	22 C.Robinson	12 B.Williams
24. 12/19	Milwaukee	93-81	W	14-10	9-3	17 Porter	13 B.Williams
25. 12/21	@ Golden State	100-98	W	15-10	6-7	22 C.Robinson	9 C.Robinson
26. 12/23	Indiana	108-96	W	16-10	10-3	22 Strickland	9 B.Williams
27. 12/26	Golden State	106-108 (ot)	L	16-11	10-4	27 Strickland,C.Robinson	10 B.Williams
28. 12/29	LA Clippers	114-98	W	17-11	11-4	25 Porter	12 Kersey
29. 1/2	Utah	90-92	L	17-12	11-5	22 C.Robinson	9 H.Grant
30. 1/4	@ Houston	95-106	L	17-13	6-8	24 Porter	10 B.Williams,Strickland
31. 1/6	@ Charlotte	116-110	W	18-13	7-8	29 C.Robinson	11 C.Robinson
32. 1/7	@ Atlanta	85-100	L	18-14	7-9	22 C.Robinson	8 Bryant
33. 1/9	@ New York	85-99	L	18-15	7-10	19 Strickland	8 B.Williams
34. 1/11	Seattle	108-99	W	19-15	12-5	27 Strickland	11 C.Robinson
35. 1/14	Miami	115-110	W	20-15	13-5	31 C.Robinson	13 B.Williams
36. 1/16	Charlotte	106-101	W	21-15	14-5	20 C.Robinson	12 H.Grant
37. 1/18	@ Denver	104-103 (ot)	W	22-15	8-10	32 C.Robinson	11 C.Robinson
38. 1/21	LA Lakers	111-93	W	23-15	15-5	23 C.Robinson	8 C.Robinson,H.Grant,Kersey
39. 1/22	@ Phoenix	117-118	L	23-16	8-11	34 C.Robinson	16 B.Williams
40. 1/25	New Jersey	122-117	W	24-16	16-5	30 C.Robinson	15 B.Williams
41. 1/28	Minnesota	109-98	W	25-16	17-5	18 C.Robinson	10 B.Williams
42. 1/30	New York	93-103	L	25-17	17-6	20 B.Williams	19 B.Williams
43. 2/1	@ Sacramento	97-102	L	25-18	8-12	30 C.Robinson	9 Strickland
44. 2/3	Phoenix	126-105	W	26-18	18-6	29 H.Grant	16 B.Williams
45. 2/5	@ Utah	114-128	L	26-19	8-13	25 Strickland	8 B.Williams
46. 2/8	Sacramento	124-100	W	27-19	19-6	21 Drexler	15 B.Williams
47. 2/9	@ Seattle	94-115	L	27-20	8-14	19 Drexler	12 Kersey
48. 2/15	@ Dallas	106-103	W	28-20	9-14	26 Drexler	16 B.Williams
49. 2/16	@ Phoenix	100-126	L	28-21	9-15	19 C.Robinson	12 B.Williams
50. 2/18	Philadelphia	109-93	W	29-21	20-6	30 C.Robinson	13 H.Grant
51. 2/20	Boston	102-93	W	30-21	21-6	24 C.Robinson	14 B.Williams
52. 2/22	LA Clippers	120-117	W	31-21	22-6	24 Strickland	14 B.Williams
53. 2/23	@ LA Clippers	121-112	W	32-21	10-15	22 C.Robinson	13 C.Robinson
54. 2/26	San Antonio	104-96	W	33-21	23-6	32 Drexler	10 B.Williams
55. 2/27	Denver	104-97	W	34-21	24-6	22 Drexler	11 B.Williams
56. 3/1	@ Indiana	94-106	L	34-22	10-16	17 C.Robinson	8 C.Robinson
57. 3/2	@ Detroit	131-107	W	35-22	11-16	28 Drexler	14 B.Williams
58. 3/4	@ Chicago	115-96	W	36-22	12-16	27 Drexler	14 B.Williams
59. 3/7	Golden State	137-108	W	37-22	25-6	25 C.Robinson	15 B.Williams
60. 3/9	Utah	122-99	W	38-22	26-6	27 Strickland	8 B.Williams,Drexler
61. 3/10	@ Golden State	97-100	L	38-23	12-17	19 Drexler	10 B.Williams,Drexler
62. 3/13	@ Seattle	102-114	L	38-24	12-18	18 C.Robinson	8 C.Robinson
63. 3/15	@ Houston	99-105	L	38-25	12-19	25 H.Grant	9 B.Williams
64. 3/16	@ San Antonio	102-110	L	38-26	12-20	21 C.Robinson	13 B.Williams
65. 3/18	Washington	122-104	W	39-26	27-6	28 Drexler,Strickland	7 Bryant
66. 3/20	@ LA Clippers	110-114	L	39-27	12-21	28 H.Grant	14 B.Williams
67. 3/22	@ Sacramento	96-94	W	40-27	13-21	28 Drexler	15 B.Williams
68. 3/25	Sacramento	100-91	W	41-27	28-6	23 Drexler	14 B.Williams
69. 3/27	San Antonio	95-107	L	41-28	28-7	22 Drexler	7 B.Williams
70. 3/29	Seattle	100-114	L	41-29	28-8	30 Strickland	8 B.Williams
71. 3/31	@ Milwaukee	109-111	L	41-30	13-22	36 Porter	10 B.Williams
72. 4/1	@ Philadelphia	111-100	W	42-30	14-22	30 Strickland,C.Robinson	11 Drexler
73. 4/3	@ New Jersey	109-105	W	43-30	15-22	34 Drexler	15 B.Williams
74. 4/5	Phoenix	135-113	W	44-30	29-8	23 C.Robinson	8 Drexler,Strickland
75. 4/9	LA Lakers	112-104	W	45-30	30-8	25 C.Robinson,Drexler	14 Drexler
76. 4/12	Dallas	107-108	L	45-31	30-9	29 Drexler	8 Drexler,C.Robinson
77. 4/14	@ Golden State	108-113	L	45-32	15-23	29 Drexler	11 Drexler
78. 4/15	@ LA Lakers	105-100	W	46-32	16-23	17 Strickland	9 B.Williams,Kersey
79. 4/17	Houston	110-119	L	46-33	30-10	24 Kersey	11 Kersey
80. 4/21	@ Utah	111-122	L	46-34	16-24	31 Drexler	12 Drexler
81. 4/22	@ Minnesota	118-103	W	47-34	17-24	28 Drexler,C.Robinson	10 Drexler
82. 4/24	Seattle	108-110	L	47-35	30-11	20 C.Robinson,Strickland	17 Drexler



Left to right, first row: Johnny Davis, Rick Carlisle, Dick Harter, P.J. Carlesimo, Paul Allen, Bert Kolde, Bob Whitsitt, Harry Glickman. Second row: Jay Jensen, Negele Knight, Terry Porter, James Robinson, Rod Strickland, Clyde Drexler, Jerome Kersey, Aaron McKie, Steve Henson, Mark Cashman. Third row: Mick Smith, Harvey Grant, Clifford Robinson, Chris Dudley, James Edwards, Mark Bryant, Buck Williams, Tracy Murray.

IN REVIEW --- The Trail Blazers' 25th anniversary season was one of changes. During the summer, owner Paul Allen selected Bob Whitsitt as the club's new president and general manager following the resignation of senior vice president Geoff Petrie. P.J. Carlesimo replaced Rick Adelman as the Blazers' head man and Jay Jensen became trainer, replacing Mike Shimensky. Halfway through the season, Portland's all-time scoring and rebounding leader Clyde Drexler, a four-time NBA all-star, was traded to Houston. The Blazers opened the season by winning two games over the Clippers in Yokohama, Japan, the second and third times Portland had played regular season games outside the U.S. And, they played their final game in the familiar environs of Memorial Coliseum, defeating Golden State 116-83 on April 23. Their last game in the MC before moving to their new quarters in the Moda Center in the fall was May 2, a 117-109 playoff loss to Phoenix. In between Yokohama and the playoff finale, Portland posted a 44-38 record and earned its 18th playoff berth in 19 seasons. With the 44-38 finish, Carlesimo became the first coach in 25 years to jump directly from the college ranks to the NBA and post a winning record in his first season.

HONORS --- Rod Strickland finished fourth in the NBA in assists (8.8 apg) and Otis Thorpe fourth in field goal percentage (.565).

CHANGES --- Bob Whitsitt was named president and general manager, P.J. Carlesimo head coach, and Rick Carlisle, Johnny Davis and Dick Harter assistant coaches; Jay Jensen was appointed trainer. Harry Glickman became president emeritus. **DRAFT PICKS** --- Aaron McKie, Temple (1st round), Shawnelle Scott, St. John's (2nd). **KEY TRANSACTIONS** --- Traded Clyde Drexler and Tracy Murray to Houston for Otis Thorpe, draft rights to Marcelo Nicola and a 1995 1st round pick; Signed free agents James Edwards, Negele Knight and Steve Henson.

Overall record: 44-38 (12th in league, 7th in conference, 4th in division)
 Home record: 26-15 (tie, 12th in league), Road record: 18-23 (tie, 11th in league)
 Lost to Phoenix in Western Conference First Round (3-0)

1994-95 PORTLAND TRAIL BLAZERS STATISTICS

	G	St	Min	FG	FGA	Pct.	3FG	3AT	Pct.	FT	FTA	Pct.	Off	Def	Reb	Ast.	PF-DQ	Stl	Blk	Pts	Avg.
Clyde Drexler*	41	41	1428	305	712	.428	87	240	.363	207	248	.835	84	150	234	208	117-0	74	22	904	22.0
Clifford Robinson	75	73	2725	597	1320	.452	142	383	.371	265	382	.694	152	271	423	198	240-3	79	82	1601	21.3
Rod Strickland	64	61	2267	441	946	.466	46	123	.374	283	380	.745	73	244	317	562	118-0	123	9	1211	18.9
Otis Thorpe	34	0	908	179	315	.568	0	4	.000	100	154	.649	89	147	236	54	122-2	19	15	458	13.5
Buck Williams	82	82	2422	309	604	.512	1	2	.500	138	205	.673	251	418	669	78	254-2	67	69	757	9.2
James Robinson	71	25	1539	255	624	.409	76	223	.341	65	110	.591	42	90	132	180	142-0	48	13	651	9.2
Harvey Grant	75	14	1771	286	621	.461	8	26	.308	103	146	.705	103	181	284	82	163-0	56	53	683	9.1
Terry Porter	35	9	770	105	267	.393	44	114	.386	58	82	.707	18	63	81	133	60-0	30	2	312	8.9
Jerome Kersey	63	0	1143	203	489	.415	7	27	.259	95	124	.766	93	163	256	82	173-1	52	35	508	8.1
Aaron McKie	45	20	827	116	261	.444	11	28	.393	50	73	.685	35	94	129	89	97-1	36	16	293	6.5
Negele Knight*	3	0	43	7	15	.467	0	0	---	4	4	1.000	1	2	3	11	5-1	1	0	18	6.0
Tracy Murray*	29	3	313	63	153	.412	16	41	.390	28	34	.824	18	19	37	14	42-0	7	1	170	5.9
Chris Dudley	82	82	2245	181	446	.406	0	1	.000	85	183	.464	325	439	764	34	286-6	43	126	447	5.5
Mark Bryant	49	0	658	101	192	.526	1	2	.500	41	63	.651	55	106	161	28	109-1	19	16	244	5.0
Steve Henson	37	0	380	37	86	.430	23	52	0.442	22	25	.880	3	23	26	85	52-1	9	0	119	3.2
James Edwards	28	0	266	32	83	.386	0	0	---	11	17	.647	10	33	43	8	44-0	5	8	75	2.7
Portland	82		19705	3217	7134	.451	462	1266	.365	1555	2230	.697	1352	2443	3795	1846	2024-17	668	467	8451	103.1
Opponents	82		19705	2951	6465	.456	442	1189	.372	1794	2380	.754	883	2295	3178	1789	1938-21	638	405	8138	99.2

* Did not complete season with Trail Blazers

1994-95

Date	Opponent	Score	Record	Home	Road	Scoring Leader	Rebounding Leader
1. 11/5	@ LA Clippers (Japan)	121-100	W	1-0		26 Drexler	14 B.Williams
2. 11/6	LA Clippers (Japan)	112-95	W	2-0	1-0	41 Drexler	11 Dudley
3. 11/10	@ Sacramento	104-84	W	3-0		25 C.Robinson	17 Dudley
4. 11/15	Phoenix	93-96	L	3-1	1-1	26 Drexler	11 B.Williams
5. 11/17	Cleveland	80-81	L	3-2	1-2	24 C.Robinson	8 Drexler
6. 11/18	@ Phoenix	111-124	L	3-3		25 B.Williams,J.Robinson	12 B.Williams
7. 11/20	Detroit	98-96	W	4-3	2-2	26 C.Robinson	15 Dudley
8. 11/22	@ Houston	102-94	W	5-3		30 Drexler	13 C.Robinson
9. 11/23	@ San Antonio	105-110	L	5-4		30 C.Robinson	18 B.Williams
10. 11/25	@ Dallas	91-101	L	5-5		19 C.Robinson,Drexler	19 Dudley
11. 11/27	Indiana	99-89	W	6-5	3-2	17 C.Robinson	13 Dudley
12. 11/29	Utah	94-105	L	6-6	3-3	26 C.Robinson,Drexler	9 Dudley
13. 12/2	San Antonio	91-95	L	6-7	3-4	17 C.Robinson	14 Dudley
14. 12/4	Milwaukee	106-103	W	7-7	4-4	36 Drexler	15 Dudley
15. 12/9	Golden State	116-107	W	8-7	5-4	28 C.Robinson	13 B.Williams
16. 12/11	Sacramento	93-88	W	9-7	6-4	24 Strickland	9 Dudley
17. 12/12	@ Utah	89-101	L	9-8		17 Strickland	9 Dudley,Bryant
18. 12/14	LA Clippers	121-73	W	10-8	7-4	21 J.Robinson	20 Dudley
19. 12/15	@ Seattle	103-114	L	10-9		26 Drexler	15 C.Robinson
20. 12/18	New York	111-87	W	11-9	8-4	33 Drexler	14 Dudley
21. 12/20	Orlando	104-108	L	11-10	8-5	26 Drexler	12 C.Robinson
22. 12/23	Dallas	118-92	W	12-10	9-5	31 C.Robinson	10 Dudley
23. 12/26	Philadelphia	94-101	L	12-11	9-6	26 Strickland	13 Dudley
24. 12/27	@ Sacramento	101-102	L	12-12		22 Strickland	10 Dudley
25. 12/29	Denver	104-93	W	13-12	10-6	27 C.Robinson	13 B.Williams
26. 12/30	@ Denver	114-118	L	13-13		39 Drexler	11 B.Williams
27. 1/3	@ Atlanta	103-98	W	14-13		30 C.Robinson	18 Dudley
28. 1/4	@ Charlotte	106-118	L	14-14		32 C.Robinson	8 B.Williams
29. 1/6	@ Boston	95-92	W	15-14		35 Drexler	11 B.Williams
30. 1/7	@ Washington	114-105	W	16-14		31 Strickland	14 Dudley
31. 1/9	LA Lakers	129-83	W	17-14	11-6	31 Drexler	8 Drexler
32. 1/11	Golden State	104-92	W	18-14	12-6	24 Strickland,C.Robinson	13 Dudley,C.Robinson
33. 1/15	@ Seattle	124-131	L	18-15		32 Strickland	9 Dudley,C.Robinson
34. 1/17	@ Sacramento	88-95	L	18-16		22 C.Robinson	11 Dudley
35. 1/19	Phoenix	115-122	L	18-17	12-7	30 J.Robinson	10 Dudley
36. 1/20	@ LA Clippers	108-97	W	19-17		28 Drexler	11 C.Robinson
37. 1/22	Sacramento	103-87	W	20-17	13-7	27 C.Robinson	10 Dudley
38. 1/24	@ New York	99-105	L	20-18		36 Strickland	14 Dudley
39. 1/26	@ Detroit	106-89	W	21-18		15 Strickland	12 H.Grant
40. 1/27	@ Cleveland	87-77	W	22-18		20 Drexler	14 Dudley
41. 1/30	New Jersey	98-99	L	22-19	13-8	24 Strickland	11 Drexler
42. 2/1	San Antonio	107-111	L	22-20	13-9	24 Strickland	10 Kersey
43. 2/3	@ Minnesota	112-97	W	23-20		22 C.Robinson	11 Dudley
44. 2/6	Houston	120-82	W	24-20	14-9	20 C.Robinson	14 Kersey
45. 2/8	Chicago	116-103	W	25-20	15-9	28 C.Robinson	12 Dudley
46. 2/14	@ Dallas	90-95	L	25-21		25 Strickland	12 B.Williams
47. 2/15	@ Phoenix	113-120 (ot)	L	25-22		26 Strickland	17 Dudley
48. 2/17	Seattle	114-109	W	26-22	16-9	26 J.Robinson	12 B.Williams
49. 2/19	@ LA Lakers	83-93	L	26-23		20 C.Robinson	9 Dudley,C.Robinson
50. 2/21	Minnesota	99-86	W	27-23	17-9	29 C.Robinson	11 Dudley
51. 2/22	@ Golden State	107-89	W	28-23		35 Strickland	14 Dudley
52. 2/24	Utah	114-101	W	29-23	18-9	30 Strickland	11 B.Williams
53. 2/27	LA Clippers	96-83	W	30-23	19-9	18 J.Robinson	13 B.Williams
54. 3/2	Charlotte	99-109	L	30-24	19-10	24 Strickland	12 Thorpe
55. 3/4	@ Utah	81-98	L	30-25		23 J.Robinson	14 Thorpe
56. 3/6	@ Chicago	83-103	L	30-26		11 Thorpe	11 Dudley
57. 3/7	@ Milwaukee	106-100	W	31-26		36 Porter	10 Dudley
58. 3/9	@ Miami	99-90	W	32-26		22 Thorpe	12 B.Williams
59. 3/10	@ Orlando	85-97	L	32-27		21 Thorpe	7 Dudley,McKie
60. 3/12	@ Minnesota	102-88	W	33-27		20 Thorpe	12 B.Williams
61. 3/14	Miami	121-114	W	34-27	20-10	24 McKie	13 B.Williams
62. 3/16	Boston	113-98	W	35-27	21-10	19 Thorpe,Strick.,B.Williams	8 Dudley
63. 3/18	@ Denver	90-110	L	35-28		17 C.Robinson	7 Dudley
64. 3/21	Washington	111-106	W	36-28	22-10	30 C.Robinson	11 B.Williams
65. 3/22	@ LA Lakers	114-121	L	36-29		27 C.Robinson,Thorpe	14 Thorpe
66. 3/24	Seattle	118-122	L	36-30	22-11	25 C.Robinson	12 B.Williams
67. 3/26	Denver	98-102	L	36-31	22-12	32 Strickland	6 Thorpe,Strickland,McKie
68. 3/28	Atlanta	91-102	L	36-32	22-13	30 C.Robinson	11 Kersey
69. 3/30	@ New Jersey	106-103	W	37-32		22 C.Robinson	14 Dudley
70. 3/31	@ Philadelphia	85-86	L	37-33		16 Kersey	10 B.Williams
71. 4/2	@ Indiana	93-104	L	37-34		20 Strickland	14 Dudley
72. 4/4	Minnesota	95-91	W	38-34	23-13	33 C.Robinson	14 Dudley
73. 4/7	Houston	127-109	W	39-34	24-13	27 Strickland	8 C.Robinson
74. 4/9	Phoenix	94-104	L	39-35	24-14	26 C.Robinson	10 Dudley
75. 4/11	@ San Antonio	91-71	W	40-35		23 C.Robinson	10 Thorpe
76. 4/13	@ Houston	99-112	L	40-36		22 Strickland	14 Thorpe
77. 4/15	Dallas	90-102	L	40-37	24-15	25 C.Robinson	7 Dudley,C.Rob.,B.Williams
78. 4/17	@ Seattle	97-93	W	41-37		21 Strickland	11 B.Williams
79. 4/18	@ Golden State	102-103	L	41-38		28 C.Robinson	9 Thorpe
80. 4/20	LA Lakers	111-97	W	42-38	25-15	19 Strickland,Thorpe	10 Dudley
81. 4/22	@ LA Lakers	109-104	W	43-38		26 C.Robinson	7 Thorpe,C.Rob.,B.Williams
82. 4/23	Golden State	116-83	W	44-38	26-15	17 C.Robinson	8 Dudley,B.Williams

See Playoff section for 1995 Playoff game-by-game scores (Japan) -Neutral site (NBA Opening Games, Yokohama, Japan)



Left to right, first row: Dick Harter, P.J. Carlesimo, Bob Whitsitt, Paul Allen, Bert Kolde, Rick Carlisle, Johnny Davis. Second row: Jay Jensen, Clifford Robinson, Elmore Spencer, Arvydas Sabonis, Chris Dudley, Bill Curley, Harvey Grant, Mark Cashman. Third row: Mick Smith, James Robinson, Aaron McKie, Gary Trent, Dontonio Wingfield, Buck Williams, Rod Strickland, Rumeal Robinson, Randolph Childress, Dan Burke.

IN REVIEW --- Coach P.J. Carlesimo's charges staged one of the biggest late-season turnarounds in team history to keep its string of playoff appearances intact and boost the club's final record above the .500 mark for the 17th time in 19 years. On March 5, the Blazers were eight games below the break-even point (26-34) and were mired in a streak where they had won only five of 18 games and had dropped a team-record six in a row at home. With 22 games remaining, they were six full games behind in the race for a playoff berth in the West. Starting with a 117-105 win over Sacramento on March 8 and a 113-108 double-overtime win over Indiana two nights later, Portland went on a tear, taking 13 of 14, including a season-high seven in a row. The Blazers won 18 of their last 22 games to finish 44-38 and gain the sixth seed in the playoffs. The season opened with the Blazers inaugurating their new Moda Center home floor on November 4. They lost that game, 92-80, to Vancouver before 21,398 fans.

HONORS --- Arvydas Sabonis was named to the NBA All-Rookie first team, and was runner up for both the NBA Rookie of the Year Award and the Sixth Man Award. . . . Chris Dudley became the second Blazer in four years to win the J.Walter Kennedy Citizenship Award for exemplary service to the community. . . . Sabonis was seventh in the league in FG percentage (.545) and Rod Strickland fourth in assists (9.6 apg).

CHANGES --- Jim Paxson was promoted to assistant general manager. **DRAFT PICK** --- Shawn Respert, Michigan State (1st round). **KEY TRANSACTIONS** --- Signed 1986 1st round draft choice Arvydas Sabonis ; Signed Gary Trent, Milwaukee's 1995 1st round draft pick after acquiring draft rights in exchange for draft rights to Shawn Respert and a 1997 1st round pick; Acquired Randolph Childress and Bill Curley from Detroit in exchange for Otis Thorpe; Signed free agents Anthony Cook, Reggie Slater, Dontonio Wingfield, Rumeal Robinson and Elmore Spencer.

Overall record: 44-38 (13th in league, 6th in conference, 3rd in division)
 Home record: 26-15 (tie, 10th in league) , Road record: 18-23 (12th in league)
 Lost to Utah in Western Conference First Round (3-2)

1995-96 PORTLAND TRAIL BLAZERS STATISTICS


	G	St	Min	FG	FGA	Pct.	3FG	3AT	Pct.	FT	FTA	Pct.	Off	Def	Reb	Ast.	PF-DQ	Stl	Blk	Pts	Avg.
Clifford Robinson	78	76	2980	553	1306	.423	178	471	.378	360	542	.664	123	320	443	190	248-3	86	68	1644	21.1
Rod Strickland	67	63	2526	471	1023	.460	38	111	.342	276	423	.652	89	208	297	640	135-2	97	16	1256	18.7
Arvydas Sabonis	73	21	1735	394	723	.545	39	104	.375	231	305	.757	147	441	588	130	211-2	64	78	1058	14.5
Aaron McKie	81	73	2259	337	722	.467	38	117	.325	152	199	.764	86	218	304	205	205-5	92	21	864	10.7
Harvey Grant	76	75	2394	314	679	.462	21	67	.313	60	110	.545	117	244	361	111	173-1	60	43	709	9.3
James Robinson	76	5	1627	229	574	.399	102	284	.359	89	135	.659	44	113	157	150	146-0	34	16	649	8.5
Gary Trent	69	10	1219	220	429	.513	0	9	.000	78	141	.553	84	154	238	50	116-0	25	11	518	7.5
Buck Williams	70	10	1672	192	384	.500	2	3	.667	125	187	.668	159	245	404	42	187-1	40	47	511	7.3
Rumeal Robinson	43	14	715	92	221	.416	30	79	.380	33	51	.647	19	59	78	142	79-1	26	5	247	5.7
Chris Dudley	80	61	1924	162	358	.453	0	1	.000	80	157	.510	239	481	720	37	251-4	41	100	404	5.1
Dontonio Wingfield	44	2	487	60	157	.382	19	63	.302	26	34	.765	45	59	104	28	73-1	20	6	165	3.8
Randolph Childress	28	0	250	25	79	.316	13	47	.277	22	27	.815	1	18	19	32	22-0	8	1	85	3.0
Reggie Slater*	4	0	20	3	5	.600	0	0	---	0	0	---	0	3	3	0	1-0	1	2	6	1.5
Anthony Cook*	11	0	60	7	16	.438	0	2	.000	1	4	.250	5	7	12	2	8-0	0	1	15	1.4
Elmore Spencer	11	0	37	5	12	.417	0	0	---	4	6	.667	2	7	9	1	4-0	0	2	14	1.3
Portland	82	19905	3064	6688	.458	480	1358	.353	1537	2321	.662	1160	2577	3737	1760	1859-20	594	417	8145	99.3	
Opponents	82	19905	2953	6677	.442	472	1355	.348	1574	2127	.740	932	2316	3248	1817	1996-18	708	409	7952	97.0	

* Did not complete season with Trail Blazers

1995-96

Date	Opponent	Score	Record	Home	Road	Scoring Leader	Rebounding Leader
1. 11/3	Vancouver	80-92	L	0-1	0-1	33 C.Robinson	13 C.Robinson,Dudley
2. 11/5	Utah	109-105	W	1-1	1-1	25 C.Robinson	11 Dudley
3. 11/7	@ New Jersey	84-104	L	1-2	0-1	24 C.Robinson	9 C.Robinson
4. 11/8	@ Detroit	100-107 (ot)	L	1-3	0-2	30 C.Robinson	9 Dudley
5. 11/10	@ Minnesota	108-102	W	2-3	1-2	24 Strickland	9 Dudley
6. 11/11	@ Chicago	106-110	L	2-4	1-3	39 C.Robinson	16 Dudley
7. 11/14	New York	105-99	W	3-4	2-1	36 C.Robinson	17 Dudley
8. 11/16	Sacramento	102-105	L	3-5	2-2	23 Strickland	11 Dudley
9. 11/18	@ Phoenix	102-107	L	3-6	1-4	30 C.Robinson	16 Sabonis
10. 11/20	LA Clippers	113-94	W	4-6	3-2	27 Strickland	12 Dudley
11. 11/21	@ LA Lakers	109-108	W	5-6	2-4	28 Strickland	15 Dudley
12. 11/24	New Jersey	99-87	W	6-6	4-2	23 C.Robinson	11 Sabonis
13. 11/27	Chicago	104-107	L	6-7	4-3	23 Sabonis 7 Dudley	
14. 11/29	@ Golden State	112-98	W	7-7	3-4	24 Strickland	10 B.Williams
15. 11/30	Milwaukee	99-100	L	7-8	4-4	21 C.Robinson	9 Dudley
16. 12/3	Orlando	93-82	W	8-8	5-4	22 C.Robinson	14 Dudley
17. 12/7	Toronto	96-88	W	9-8	6-4	24 C.Robinson	11 Trent
18. 12/8	@ Seattle	97-106	L	9-9	3-5	19 J.Robinson	7 Sabonis
19. 12/10	Houston	103-101 (2ot)	W	10-9	7-4	32 Strickland	15 Sabonis
20. 12/14	Charlotte	116-109	W	11-9	8-4	28 C.Robinson	19 Dudley
21. 12/15	@ Vancouver	100-104 (ot)	L	11-10	3-6	29 Strickland	13 Dudley
22. 12/17	Washington	100-112	L	11-11	8-5	24 C.Robinson	11 Dudley
23. 12/19	@ San Antonio	103-111	L	11-12	3-7	25 C.Robinson	14 Dudley
24. 12/21	@ Houston	86-91	L	11-13	3-8	30 Strickland	9 McKie
25. 12/23	LA Lakers	99-102	L	11-14	8-6	19 Strickland,C.Robinson	13 Dudley
26. 12/26	@ Utah	104-114	L	11-15	3-9	27 Strickland	9 Dudley
27. 12/27	Boston	135-109	W	12-15	9-6	30 C.Robinson	10 C.Robinson
28. 12/29	@ Charlotte	99-102	L	12-16	3-10	26 C.Robinson	8 Sabonis
29. 12/30	@ Cleveland	121-124 (2ot)	L	12-17	3-11	22 Strickland	12 Dudley
30. 1/2	@ New York	101-92	W	13-17	4-11	24 McKie	11 Dudley
31. 1/3	@ Boston	114-110 (ot)	W	14-17	5-11	27 Strickland	12 Dudley
32. 1/5	@ Milwaukee	96-113	L	14-18	5-12	29 C.Robinson	8 B.Williams
33. 1/7	Minnesota	113-97	W	15-18	10-6	41 C.Robinson	11 Dudley
34. 1/10	Miami	90-89	W	16-18	11-6	20 C.Robinson	15 B.Williams
35. 1/13	@ Denver	118-117	W	17-18	6-12	26 Strickland	8 Sabonis
36. 1/16	Denver	87-69	W	18-18	12-6	24 C.Robinson	15 Sabonis
37. 1/18	@ Sacramento	100-105	L	18-19	6-13	18 McKie	8 McKie
38. 1/19	Phoenix	101-84	W	19-19	13-6	21 Trent	9 B.Williams
39. 1/21	Cleveland	88-81	W	20-19	14-6	22 J.Robinson	11 Dudley
40. 1/23	@ Utah	72-96	L	20-20	6-14	18 Strickland	16 Dudley
41. 1/26	@ San Antonio	83-87	L	20-21	6-15	24 H.Grant	12 Dudley
42. 1/27	@ Dallas	112-103	W	21-21	7-15	29 C.Robinson	13 Sabonis
43. 1/29	Seattle	88-92	L	21-22	14-7	25 C.Robinson	9 Dudley
44. 1/31	Utah	94-98	L	21-23	14-8	33 C.Robinson	10 Sabonis
45. 2/2	@ Washington	97-113	L	21-24	7-16	20 Strickland	10 Trant
46. 2/3	@ Philadelphia	96-85	W	22-24	8-16	18 Strickland	12 Dudley
47. 2/5	@ Toronto	90-87	W	23-24	9-16	28 Strickland	11 Sabonis
48. 2/7	@ Minnesota	103-93	W	24-24	10-16	32 C.Robinson	11 Trent
49. 2/13	Golden State	98-99	L	24-25	14-9	23 C.Robinson	9 Sabonis
50. 2/15	Phoenix	84-96	L	24-26	14-10	24 C.Robinson	11 C.Robinson
51. 2/17	@ LA Clippers	96-100	L	24-27	10-17	25 Strickland	8 Sabonis,Dudley
52. 2/18	Atlanta	90-93	L	24-28	14-11	20 C.Robinson	8 H.Grant
53. 2/20	San Antonio	105-108	L	24-29	14-12	19 Trent	10 Trent
54. 2/22	Denver	107-78	W	25-29	15-12	21 McKie	9 Dudley
55. 2/25	Detroit	81-93	L	25-30	15-13	19 R.Robinson	7 C.Robinson
56. 2/27	@ Indiana	87-101	L	25-31	10-18	22 McKie	9 Dudley
57. 2/28	@ Atlanta	88-90	L	25-32	10-19	26 Sabonis 10 Sabonis	
58. 3/1	@ Miami	102-88	W	26-32	11-19	20 R.Robinson	11 Dudley
59. 3/2	@ Orlando	89-115	L	26-33	11-20	26 C.Robinson	8 Dudley,Sabonis
60. 3/5	Houston	93-100	L	26-34	15-14	17 Trent	11 Dudley
61. 3/8	Sacramento	117-105	W	27-34	16-14	23 Sabonis 17 Sabonis	
62. 3/10	Indiana	113-108 (2ot)	W	28-34	17-14	37 C.Robinson	8 Strickland
63. 3/12	@ LA Lakers	105-99	W	29-34	12-20	25 Sabonis 9 Dudley,C.Robinson	
64. 3/15	LA Clippers	86-79	W	30-34	18-14	23 Sabonis 13 Sabonis	
65. 3/17	Dallas	112-86	W	31-34	19-14	23 C.Robinson	10 Dudley
66. 3/19	Minnesota	106-78	W	32-34	20-14	20 Strickland	11 Dudley
67. 3/22	@ Sacramento	78-80	L	32-35	12-21	15 C.Robinson	13 Dudley
68. 3/25	Philadelphia	94-71	W	33-35	21-14	18 Sabonis 15 Sabonis	
69. 3/28	Golden State	94-89	W	34-35	22-14	26 Sabonis 14 Sabonis	
70. 3/30	@ Houston	109-94	W	35-35	13-21	25 C.Robinson	10 C.Robinson
71. 3/31	@ Dallas	115-100	W	36-35	14-21	21 Sabonis 7 Strickland	
72. 4/2	Vancouver	101-85	W	37-35	23-14	19 C.Robinson	13 Sabonis
73. 4/5	@ Denver	97-91	W	38-35	15-21	29 Strickland	10 Sabonis,B.Williams
74. 4/6	Seattle	95-92	W	39-35	24-14	19 Strickland	12 Sabonis
75. 4/8	@ LA Clippers	89-102	L	39-36	15-22	20 Sabonis 11 Sabonis	
76. 4/9	@ Phoenix	98-91	W	40-36	16-22	24 C.Robinson	13 Sabonis
77. 4/11	Dallas	114-99	W	41-36	25-14	21 Sabonis 15 Sabonis	
78. 4/14	@ Vancouver	81-79	W	42-36	17-22	23 C.Robinson	13 Sabonis
79. 4/15	San Antonio	121-97	W	43-36	26-14	22 Sabonis 11 Dudley	
80. 4/17	@ Seattle	90-96	L	43-37	17-23	21 C.Robinson	7 Dudley,Sabonis
81. 4/19	@ Golden State	95-87	W	44-37	18-23	32 C.Robinson	9 Dudley
82. 4/21	LA Lakers	88-92	L	44-38	26-15	25 C.Robinson	16 Dudley

See Playoff section for 1997 Playoff game-by-game scores



Left to right, first row: Elston Turner, Jim Eyen, Mike Dunleavy, Bob Whitsitt, Paul Allen, Bert Kolde, Tony Brown, Bill Musselman. Second row: Jay Jensen, Walt Williams, Kelvin Cato, Carlos Rogers, Alton Lister, Arvydas Sabonis, Rasheed Wallace, Jermaine O'Neal, Brian Grant, Neal Meyer. Third row: Mark Cashman, John Crotty, Rick Brunson, Vincent Askew, Stacey Augmon, Isaiah Rider, Gary Grant, Damon Stoudamire, Bob Medina.

IN REVIEW --- A head coaching change and a blockbuster trade headlined a season in which the Blazers posted their ninth straight winning season and their 19th in the last 22 years. Mike Dunleavy, taking over the reigns from P.J. Carlesimo, guided Portland to a 46-36 regular season record and its 16th consecutive trip to the playoffs, the longest current streak in the NBA. The big trade involved bringing Portland native Damon Stoudamire, 1996 Rookie of the Year Award winner, along with Walt Williams and Carlos Rogers from Toronto on February 13 in exchange for Kenny Anderson, Gary Trent and Alvin Williams. The Blazers, who have been in the playoffs 21 of the last 22 years, earned the sixth seed in the West's first round where they were ousted by the Lakers in four games.

HONORS --- Kelvin Cato and Alvin Williams played in the Shick Rookie Game during All-Star Weekend in New York . . . Rasheed Wallace was 8th in the NBA in FG percentage (.533) and Arvydas Sabonis ninth in rebounding (10.0 rpg).

CHANGES --- Mike Dunleavy replaced P.J. Carlesimo, becoming the Trail Blazers' ninth head coach. **DRAFT PICKS** --- Chris Anstey, Australia (1st round), Alvin Williams, Villanova (2nd). **KEY TRANSACTIONS** --- Traded draft rights to Chris Anstey plus monetary considerations to Dallas for the draft rights to Kelvin Cato; Acquired the draft rights to C.J. Bruton from Vancouver for monetary considerations; Traded Chris Dudley to New York for a 1998 1st round draft pick; Acquired Damon Stoudamire, Walt Williams and Carlos Rogers from Toronto for Kenny Anderson, Gary Trent and Alvin Williams, a 1998 1st round draf pick and monetary considerations; Signed free agents John Crotty, Sean Higgins, Vincent Askew and Rick Brunson. Waived Higgins and Askew.

Overall record: 46-36 (12th in league, 6th in conference,)
 Home record: 26-15 (tie, 13th in league) , Road record: 20-21 (tie,10th in league)
 Lost to LA Lakers in Western Conference First Round (3-1)

1997-98 PORTLAND TRAIL BLAZERS STATISTICS

	G	St	Min	FG	FGA	Pct.	3FG	3AT	Pct.	FT	FTA	Pct.	Off	Def	Reb	Ast.	PF-DQ	Stl	Blk	Pts	Avg.
Isaiah Rider	74	66	2786	551	1302	.423	135	420	.321	221	267	.828	99	247	346	231	188-1	55	19	1458	19.7
Arvydas Sabonis	73	73	2333	407	826	.493	30	115	.261	323	405	.798	149	580	729	218	267-7	65	80	1167	16
Rasheed Wallace	77	77	2896	466	875	.533	8	39	.205	184	278	.662	132	346	478	195	268-6	75	88	1124	14.6
Kenny Anderson*	45	40	1472	204	527	.387	47	133	.353	112	145	.772	36	98	134	245	99-1	61	1	567	12.6
Damon Stoudamire	22	22	806	94	258	.364	26	99	.263	59	75	.787	24	57	81	181	38-0	33	2	273	12.4
Brian Grant	61	49	1921	283	557	.508	0	1	.000	171	228	.705	197	358	555	86	184-3	44	45	737	12.1
Gary Trent*	41	13	1005	177	359	.493	4	9	.444	113	163	.693	80	154	234	58	115-2	27	19	471	11.5
Walt Williams	31	1	594	85	225	.378	31	90	.344	59	65	.908	23	59	82	53	61-0	19	12	260	8.4
Alvin Williams*	41	1	864	109	238	.458	7	24	.292	58	79	.734	19	41	60	83	60-0	30	2	283	6.9
Stacey Augmon	71	23	1445	154	372	.414	1	7	.143	94	156	.603	104	131	235	88	144-0	57	32	403	5.7
Gary Grant	22	2	359	43	93	.462	7	19	.368	12	14	.857	8	40	48	84	30-0	17	2	105	4.8
Jermaine O'Neal	60	9	808	112	231	.485	0	2	.000	45	89	.506	80	121	201	17	101-0	15	58	269	4.5
Rick Brunson	38	10	622	49	141	.348	22	61	.361	42	62	.677	14	42	56	100	55-0	25	3	162	4.3
Kelvin Cato	74	8	1007	98	229	.428	0	3	.000	86	125	.688	91	161	252	23	164-3	29	94	282	3.8
John Crotty	26	2	379	29	90	.322	6	20	.300	32	34	.941	4	28	32	63	28-0	10	1	96	3.7
Vincent Askew*	30	5	443	19	54	.352	0	2	.000	28	39	.718	21	47	68	38	39-0	19	5	66	2.2
Carlos Rogers	3	0	25	2	4	.500	0	1	.000	0	0	.000	1	1	2	2	1-0	1	0	4	1.3
Alton Lister	7	0	44	3	8	.375	0	0	---	0	0	.000	2	9	11	1	12-0	1	1	6	0.9
Dontonio Wingfield*	3	0	9	0	3	.000	0	0	---	1	2	.500	2	2	4	0	2-0	0	0	1	0.3
Sean Higgins*	2	0	12	0	5	.000	0	2	.000	0	0	.000	0	0	0	0	3-0	2	0	0	0.0
Portland	82		19830	2885	6397	.451	324	1047	.309	1640	2226	0.737	1086	2522	3608	1766	1859-23	585	464	7734	94.3
Opponents	82		19830	2810	6520	.431	373	1087	.343	1626	2253	0.722	1011	2201	3212	1764	1823-13	770	445	7619	92.9


* Did not complete season with Trail Blazers

1997-98

Date	Opponent	Score	Record	Home	Road	Scoring Leader	Rebounding Leader
1. 11/1	@ Vancouver	114-95	W	1-0		22 C.Robinson	10 Sabonis,Dudley
2. 11/2	@ Seattle	93-104	L	1-1		21 Rider	9 Sabonis
3. 11/4	Atlanta	76-94	L	1-2	0-1	14 K.Anderson	9 Dudley
4. 11/5	@ Golden State	111-94	W	2-2		32 Wallace	9 Dudley,Wallace,Rider
5. 11/7	Minnesota	95-94 (ot)	W	3-2	1-1	25 Wallace	17 Sabonis
6. 11/9	@ Sacramento	102-103	L	3-3		21 Sabonis 13 Sabonis	
7. 11/10	San Antonio	94-81	W	4-3	2-1	23 Rider	12 Dudley
8. 11/12	@ Minnesota	97-100	L	4-4		22 Rider	8 Sabonis
9. 11/13	@ Cleveland	70-81	L	4-5		15 Rider	7 Wallace,Trent
10. 11/15	@ New Jersey	93-85	W	5-5		22 K.Anderson	13 Dudley
11. 11/17	@ Indiana	88-83	W	6-5		18 Sabonis 9 Rider	
12. 11/19	Sacramento	92-90 (ot)	W	7-5	3-1	23 C.Robinson	10 Dudley,Sabonis
13. 11/23	Denver	105-65	W	8-5	4-1	22 Trent	13 Trent
14. 11/26	@ Houston	101-102 (ot)	L	8-6		32 K.Anderson	12 Wallace
15. 11/27	@ San Antonio	120-109	W	9-6		25 K.Anderson	8 Dudley
16. 11/29	Golden State	119-93	W	10-6	5-1	20 Wallace	12 Wallace
17. 12/1	@ Golden State	70-98	L	10-7		13 C.Robinson,Rider	7 Wallace,Dudley
18. 12/3	Indiana	93-98 (ot)	L	10-8	5-2	29 K.Anderson	11 Dudley
19. 12/5	@ Denver	115-104	W	11-8		26 K.Anderson	15 Sabonis
20. 12/6	Charlotte	97-93	W	12-8	6-2	22 Sabonis 10 Sabonis	
21. 12/10	Orlando	93-99	L	12-9	6-3	33 C.Robinson	10 Wallace
22. 12/12	Vancouver	99-78	W	13-9	7-3	22 K.Anderson	13 Wallace
23. 12/13	@ LA Lakers	119-120 (ot)	L	13-10		34 K.Anderson	9 Wallace,Sabonis
24. 12/15	Houston	89-99	L	13-11	7-4	26 K.Anderson	9 Sabonis
25. 12/18	Seattle	102-106	L	13-12	7-5	23 Rider	11 Rider
26. 12/20	Dallas	107-77	W	14-12	8-5	21 C.Robinson	9 Trent
27. 12/21	@ Sacramento	99-101 (ot)	L	14-13		38 Wallace	11 Sabonis
28. 12/23	Washington	84-106	L	14-14	8-6	23 Sabonis 8 Sabonis	
29. 12/26	@ Utah	94-99	L	14-15		26 Sabonis 13 Sabonis	
30. 12/27	@ LA Clippers	102-98	W	15-15		25 K.Anderson	8 Sabonis,K.Anderson
31. 12/29	San Antonio	110-86	W	16-15	9-6	19 Rider	11 Sabonis
32. 1/2	@ Houston	112-96	W	17-15		31 Rider	12 Sabonis
33. 1/4	@ Dallas	110-104	W	18-15		33 Sabonis 12 Sabonis	
34. 1/6	LA Lakers	88-84	W	19-15	10-6	24 Sabonis 13 Dudley	
35. 1/8	Miami	81-85	L	19-16	10-7	17 Sabonis,Rider	15 Sabonis
36. 1/14	Detroit	95-86	W	20-16	11-7	22 Rider	13 Sabonis
37. 1/16	@ LA Lakers	102-98	W	21-16		30 Rider	8 Dudley,Trent
38. 1/17	Toronto	92-94	L	21-17	11-8	23 Rider	9 Sabonis
39. 1/19	Utah	102-96	W	22-17	12-8	26 K.Anderson	7 Sabonis,Wingfield
40. 1/21	LA Clippers	100-82	W	23-17	13-8	23 C.Robinson	9 C.Robinson
41. 1/22	@ Seattle	97-98	L	23-18		24 Trent	7 Trent
42. 1/24	@ Phoenix	115-105	W	24-18		24 Trent	13 Trent
43. 1/25	Minnesota	101-94	W	25-18	14-8	26 Rider	12 Dudley
44. 1/28	@ Toronto	84-120	L	25-19		16 Rider	9 Dudley
45. 1/29	@ Detroit	89-98	L	25-20		14 K.Anderson	10 Dudley
46. 1/31	@ Boston	105-111	L	25-21		24 Trent	12 Wingfield
47. 2/2	@ Minnesota	102-103	L	25-22		26 K.Anderson	10 C.Robinson
48. 2/4	Chicago	84-88	L	25-23	14-9	19 Rider	15 Dudley
49. 2/11	Phoenix	111-108	W	26-23	15-9	33 K.Anderson	9 Dudley
50. 2/13	@ Utah	86-110	L	26-24		15 K.Anderson	8 Trent,Wallace,O'Neal
51. 2/15	Houston	109-105	W	27-24	16-9	35 K.Anderson	14 Wallace
52. 2/16	Boston	118-106	W	28-24	17-9	40 Rider	10 Trent
53. 2/19	@ Orlando	84-95	L	28-25		20 Wallace	10 Wallace,Dudley
54. 2/21	@ Miami	114-110	W	29-25		25 Wallace	10 Wallace
55. 2/22	@ Philadelphia	80-97	L	29-26		20 K.Anderson	6 Wallace,Sabonis,K.And.
56. 2/24	@ Chicago	89-116	L	29-27		14 Trent	9 Trent
57. 2/26	New York	95-96 (ot)	L	29-28	17-10	20 Wallace	12 Wallace
58. 2/28	Utah	115-105	W	30-28	18-10	30 K.Anderson	9 Sabonis
59. 3/2	Philadelphia	112-95	W	31-28	19-10	20 K.Anderson,Trent	10 Sabonis
60. 3/4	New Jersey	123-118	W	32-28	20-10	28 K.And.,C.Robinson	9 Dudley
61. 3/5	@ Phoenix	12199	W	33-28		26 K.Anderson	7 Dudley
62. 3/7	Dallas	80-69	W	34-28	21-10	15 C.Robinson	9 Sabonis
63. 3/9	Seattle	103-93	W	35-28	22-10	25 Rider	9 Trent
64. 3/11	LA Clippers	109-105	W	36-28	23-10	26 Wallace	13 Sabonis
65. 3/14	Cleveland	96-73	W	37-28	24-10	20 K.Anderson,Sabonis	10 Dudley
66. 3/16	@ LA Clippers	106-94	W	38-28		26 C.Robinson	7 Dudley
67. 3/18	Sacramento	92-87	W	39-28	25-10	22 K.Anderson	9 Sabonis
68. 3/20	@ Milwaukee	97-78	W	40-28		20 C.Robinson,Wallace	11 Trent
69. 3/22	@ Washington	104-108	L	40-29		28 Rider	10 Wallace
70. 3/23	@ New York	94-88	W	41-29		24 K.Anderson	8 Wallace,Sabonis
71. 3/25	@ Atlanta	89-96	L	41-30		22 Rider	14 Dudley
72. 3/26	@ Charlotte	88-87	W	42-30		25 C.Robinson	9 Wallace
73. 3/28	Vancouver	115-81	W	43-30	26-10	26 C.Robinson	6 Wallace,Dudley,Sabonis
74. 4/1	Golden State	82-91	L	43-31	26-11	21 Rider,Wallace	7 Wallace
75. 4/4	Milwaukee	108-93	W	44-31	27-11	27 Rider	10 Trent
76. 4/5	Phoenix	90-99	L	44-32	27-12	22 K.Anderson	11 Dudley
77. 4/7	@ Denver	110-104	W	45-32		28 Rider	13 Dudley
78. 4/8	@ Dallas	82-87	L	45-33		15 C.Robinson	8 K.Anderson
79. 4/10	@ San Antonio	98-81	W	46-33		19 Wallace	12 Sabonis
80. 4/16	Denver	107-63	W	47-33	28-12	20 Trent	12 Sabonis,Dudley
81. 4/17	@ Vancouver	105-73	W	48-33		25 Wallace	9 Sabonis,Dudley
82. 4/20	LA Lakers	100-96	W	49-33	29-12	20 Rider	9 Sabonis

See Playoff section for 1998 Playoff game-by-game scores

1998-99



Left to right, first row: Elston Turner, Jim Eyen, Mike Dunleavy, Bob Whitsitt, Paul Allen, Bert Kolde, Tony Brown, Bill Musselman, Tim Grgurich. Second row: Jay Jensen, Walt Williams, Brian Grant, Rasheed Wallace, Kelvin Cato, Arvydas Sabonis, Jermaine O'Neal, Carlos Rogers, Nikita Morgunov, Neal Meyer; Third row: Bob Medina, Damon Stoudamire, Greg Anthony, Jim Jackson, Stacey Augmon, Isaiah Rider, Bonzi Wells, Geoff Clark. (Missing: Gary Grant, Brian Shaw.)

IN REVIEW --- The Trail Blazers made it to the Western Conference Finals for the first time since 1992 and posted the league's third best-regular season record (35-15) in a lockout-shortened slate that began in February and ended in May. After the first two months, Portland boasted the league's best record at 23-5 and was 14-1 at home. Mike Dunleavy was NBA Coach of the Month for March after his team posted the most wins ever for the month (15-3) and matched the most for any month in club history. April's record of 10-4 equaled the franchise's highest number of wins for that month. The Blazers won nine in a row on their own floor before losing, the best start at home since 1977-78, and their overall homecourt record of 22-3 equaled the league's best for the season. The best run of the season came in early March when they went 6-0 in a challenging eight-day span, including back-to-back overtime wins at home vs. Utah and on the road at Sacramento, and a three-game sweep of a rare back-to-back-to-back set of games. After sweeping the Phoenix Suns in three games in the playoff's First Round, Portland upset No. 2-seeded Utah in the WC Semifinals, taking the Jazz in six games. Hopes for a shot at a second league title were dashed by eventual NBA champion San Antonio which captured all four WC Finals matchups.

HONORS --- Mike Dunleavy was named NBA Coach of the Year, and forward Brian Grant winner of the league's J. Walter Kennedy Award for outstanding community service and charitable work. . . Rasheed Wallace was sixth in the NBA in field goal percentage, and Walt Williams fourth in three-point shooting.

CHANGES --- Added Tim Grgurich as an assistant coach. **DRAFT PICKS** --- None. Both picks traded in the 1998 deal with Toronto for Damon Stoudamire, Walt Williams and Carlos Rogers. **KEY TRANSACTIONS** --- Signed free agents Jim Jackson, Gary Grant and Brian Shaw; Waived John Crotty.

Overall record: 35-15 (3rd in league, 3rd in conference, 1st in division)
 Home record: 22-3 (tie, 1st in league), Road record: 13-12 (tie, 6th in league)
 Lost to San Antonio in Western Conference Finals, 4-0

1998-99 PORTLAND TRAIL BLAZERS STATISTICS

	G	St	Min	FG	FGA	Pct.	3FG	3AT	Pct.	FT	FTA	Pct.	Off	Def	Reb	Ast.	PF-DQ	Stl	Blk	Pts	Avg.
Isaiah Rider	47	41	1385	249	605	.412	42	111	.378	111	147	.755	59	137	196	104	100-0	25	9	651	13.9
Rasheed Wallace	49	18	1414	242	476	.508	13	31	.419	131	179	.732	57	184	241	60	175-6	48	54	628	12.8
Damon Stoudamire	50	50	1673	249	629	.396	44	142	.310	89	122	.730	41	126	167	312	81-0	49	4	631	12.6
Arvydas Sabonis	50	48	1349	232	478	.485	7	24	.292	135	175	.771	88	305	393	119	147-2	34	63	606	12.1
Brian Grant	48	46	1525	183	382	.479	0	0	---	184	226	.814	173	297	470	67	136-1	21	34	550	11.5
Walt Williams	48	16	1044	147	347	.424	63	144	.438	89	107	.832	36	107	143	80	101-2	37	28	446	9.1
Jim Jackson	49	9	1175	152	370	.411	25	90	.278	85	101	.842	36	123	159	128	80-0	43	6	414	8.4
Greg Anthony	50	0	806	104	251	.414	49	125	.392	62	89	.697	14	49	63	100	75-0	66	3	319	6.4
Bonzi Wells	7	0	35	11	20	.550	1	3	.333	8	18	.444	4	5	9	3	5-0	1	1	31	4.4
Stacey Augmon	48	21	874	78	174	.448	0	2	.000	52	76	.684	47	78	125	58	81-0	57	18	208	4.3
John Crotty*	3	0	19	4	8	.444	1	1	1.000	3	3	1.000	0	1	1	5	1-0	2	0	12	4.0
Kelvin Cato	43	0	546	58	129	.450	1	1	1.000	34	67	.507	49	101	150	19	100-3	23	56	151	3.5
Jermaine O'Neal	35	1	310	36	83	.434	0	1	.000	18	35	.514	42	55	97	13	41-0	4	14	90	2.6
Carlos Rogers	2	0	8	2	2	1.000	0	0	---	1	4	.250	0	1	1	1	2-0	0	0	5	2.5
Gary Grant	2	0	7	0	1	.000	0	0	---	0	0	---	0	0	0	3	0-0	1	0	0	0.0
Brian Shaw	1	0	5	0	1	.000	0	0	---	0	0	---	0	1	1	1	1-0	0	0	0	0.0
Portland	50		12175	1747	3956	.442	246	675	.364	1002	1349	.743	646	1570	2216	1073	1126-14	411	290	4742	94.8
Opponents	50		12175	1644	3939	.417	220	691	.318	916	1263	.725	616	1388	2004	962	1142-10	411	244	4424	88.5


* Did not complete season with Trail

1998-99

Date	Opponent	Score	Record	Home	Road	Scoring Leader	Rebounding Leader
1. 2/7	@ Seattle	88-91	L	0-1	0-1	19 Stoudamire	11 B.Grant
2. 2/8	@ Vancouver	95-76	W	1-1	1-1	24 Sabonis 11 Sabonis	
3. 2/10	Indiana	100-92	W	2-1	1-0	26 Rider	11 Rider
4. 2/14	@ Golden State	100-105 (2ot)	L	2-2	1-2	23 Sabonis 17 Sabonis	
5. 2/15	Dallas	99-84	W	3-2	2-0	16 Sabonis 11 B.Grant	
6. 2/17	Denver	100-85	W	4-2	3-0	19 Rider	17 B.Grant
7. 2/19	Boston	106-86	W	5-2	4-0	21 B.Grant	18 B.Grant
8. 2/20	Golden State	90-84	W	6-2	5-0	27 Rider	24 B.Grant
9. 2/24	@ New Jersey	94-85	W	7-2	2-2	22 Williams 12 Sabonis	
10. 2/26	@ Charlotte	95-97	L	7-3	2-3	27 Rider	10 Sabonis
11. 2/27	@ Washington	82-81	W	8-3	3-3	19 B.Grant	18 B.Grant
12. 2/28	@ Minnesota	100-93	W	9-3	4-3	22 Wallace	8 B.Grant,Sabonis
13. 3/2	Utah	102-100 (2ot)	W	10-3	6-0	22 Wallace	12 B.Grant
14. 3/3	@ Sacramento	97-93 (ot)	W	11-3	5-3	20 B.Grant	18 B.Grant
15. 3/5	Minnesota	97-85	W	12-3	7-0	17 Wallace	15 Sabonis
16. 3/7	Houston	111-71	W	13-3	8-0	21 Rider	6 B.Grant,O'Neal
17. 3/8	@ Vancouver	92-73	W	14-3	6-3	21 Jackson 9 B.Grant	
18. 3/9	Sacramento	103-98	W	15-3	9-0	21 Rider	11 B.Grant
19. 3/12	Utah	77-91	L	15-4	9-1	20 Stoudamire	8 Sabonis
20. 3/13	@ LA Clippers	106-96	W	16-4	7-3	25 B.Grant	14 B.Grant
21. 3/15	@ Dallas	106-91	W	17-4	8-3	30 Rider	16 Sabonis
22. 3/16	@ Houston	93-101	L	17-5	8-4	17 Stoudamire	9 B.Grant,Sabonis
23. 3/18	@ Sacramento	88-78	W	18-5	9-4	25 Wallace	13 Wallace
24. 3/19	San Antonio	90-85	W	19-5	10-1	28 Sabonis 12 B.Grant	
25. 3/21	Philadelphia	91-75	W	20-5	11-1	26 Wallace	10 Sabonis
26. 3/23	Golden State	79-72	W	21-5	12-1	15 Rider	12 B.Grant
27. 3/25	Phoenix	97-84	W	22-5	13-1	22 B.Grant	14 B.Grant
28. 3/28	@ Phoenix	88-86	W	23-5	10-4	18 Sabonis,Williams	14 B.Grant
29. 3/30	@ Golden State	90-93	L	23-6	13-1	21 Sabonis 12 Sabonis	
30. 3/31	Sacramento	100-86	W	24-6	14-1	21 Stoudamire	9 B.Grant
31. 4/2	Seattle	107-95	W	25-6	15-1	23 Rider	12 Sabonis
32. 4/3	Phoenix	98-93	W	26-6	16-1	20 Wallace	9 Cato
33. 4/6	Vancouver	98-89	W	27-6	17-1	15 Wallace,Rider,Williams	8 Sabonis
34. 4/8	@ Seattle	86-87	L	27-7	10-6	14 Wallace	12 B.Grant
35. 4/10	@ LA Clippers	97-70	W	28-7	11-6	19 Wallace	5 B.Gr.,Sab.,Jackson,Williams
36. 4/11	LA Clippers	83-89	L	28-8	17-2	17 Rider	11 Cato
37. 4/13	LA Lakers	113-86	W	29-8	18-2	16 Rider,Stoudamire	8 B.Grant
38. 4/15	@ Houston	76-86	L	29-9	11-7	19 Stoudamire	16 B.Grant
39. 4/16	@ San Antonio	80-81	L	29-10	11-8	23 Wallace	12 Wallace
40. 4/17	@ Dallas	102-94	W	30-10	12-8	23 Anthony 9 B.Grant	
41. 4/21	LA Lakers	88-82	W	31-10	19-2	21 Wallace	11 Sabonis
42. 4/23	@ Utah	85-96	L	31-11	12-9	13 Jackson 6 B.Grant	
43. 4/25	Minnesota	100-84	W	32-11	20-2	24 B.Grant	11 B.Grant,Wallace
44. 4/26	Denver	93-77	W	33-11	21-2	28 Williams 9 Sabonis	
45. 4/28	Seattle	119-84	W	34-11	22-2	31 Stoudamire	11 Sabonis
46. 4/29	@ LA Lakers	89-108	L	34-12	12-10	17 Stoudamire	10 B.Grant
47. 5/1	@ San Antonio	90-98 (ot)	L	34-13	12-11	14 Sabonis 11 B.Grant	
48. 5/2	@ Denver	110-102	W	35-13	13-11	17 Stoudamire	9 B.Grant
49. 5/4	San Antonio	81-87	L	35-14	22-3	18 Sabonis 10 B.Grant	
50. 5/5	@ LA Lakers	91-119	L	35-15	13-12	23 Wallace,O'Neal	8 B.Grant,Cato

See Playoff section for 1999 Playoff game-by-game scores

1999-2000



Left to right, first row: Elston Turner, Jim Eyn, Mike Dunleavy, Bob Whitsitt, Paul Allen, Bert Kolde, Tony Brown, Bill Musselman, Tim Grgurich. Second row: Steve Smith, Detlef Schrempf, Rasheed Wallace, Jermaine O'Neal, Arvydas Sabonis, Joe Kleine, Antonio Harvey, Nikita Morgunov, Brian Grant, Scottie Pippen. Third row: Bob Medina, Damon Stoudamire, Gary Grant, Stacey Augmon, Bonzi Wells, Greg Anthony, Geoff Clark, Jay Jensen.

IN REVIEW --- Three losses---two of them on the basketball court---clouded an otherwise outstanding season for the Trail Blazers who recorded 59 victories to match their second-best best finish in franchise history. The biggest setback came May 5, just two days before the team opened its semifinal playoff series against Utah, when popular assistant coach Bill Musselman lost a six-month battle with a rare disease, primary systemic amyloidosis. Two weeks earlier, the Blazers lost their regular season finale at home to Denver, 96-95, and failed to post the franchise's second 60-win season. But the hardest hit happened June 4 in L.A. when Portland came within one quarter of making the club's fourth trip to the NBA Finals. Leading, 73-58, early in the fourth period of the deciding Western Conference Championship game, the Blazers were outscored 31-11 in the last 11 minutes as the Lakers went on to win, 89-85, and advance to the Finals. A lot of good things happened before that. A balanced Blazers team made it to the playoffs for the 18th consecutive year and the 23rd time in 24 campaigns by posting the league's second-best record, 59-23. They started off with their best November in history, going 13-3, and were 12-2 in February, the best record ever for that month. The latter was part of a 27-4 Blazers run. Portland posted its best road record in history, 29-12; was 21-7 overall against the seven other Western playoff teams; had the third best defense in the league; shot an NBA-best 47% from the field, and was second in point differential, outscoring opponents by an average of 6.4 ppg.

HONORS --- Scottie Pippen was selected on NBA's All-Defense 2nd team . . . Mike Dunleavy was named NBA Coach of the Month in November after guiding the team to a 13-3 start, including 8-2 on the road . . . Rasheed Wallace was fifth in the league in field goal percentage . . . Wallace was selected to play in his first NBA All-Star Game, recording 9 points and 4 rebounds in 21 minutes.

DRAFT PICKS --- None. (Traded 1st Round pick to Detroit for draft rights to Bonzi Wells). **KEY TRANSACTIONS** --- Acquired Steve Smith and Ed Gray from Atlanta for Isaiah Rider and Jim Jackson; acquired Scottie Pippen from Houston for Stacey Augmon, Kelvin Cato, Ed Gray, Carlos Rogers, Brian Shaw and Walt Williams; signed free agent Detlef Schrempf and re-signed free agent Stacey Augmon.

Overall record: 59-23 (2nd in league, 2nd in conference, 2nd in division)
 Home record: 30-11 (tie, 7th in league), Road record: 29-12 (tie, 2nd in league)
 Lost to LA Lakers in Western Conference Finals, 4-3.

1999-2000 PORTLAND TRAIL BLAZERS STATISTICS


	G	St	Min	FG	FGA	Pct.	3FG	3AT	Pct.	FT	FTA	Pct.	Off	Def	Reb	Ast.	PF-DQ	Stl	Blk	Pts	Avg.
Rasheed Wallace	81	77	2845	542	1045	.519	8	50	.160	233	331	.704	129	437	566	142	216-2	87	107	1325	16.4
Steve Smith	82	81	2689	420	900	.467	96	241	.398	289	340	.850	123	190	313	209	214-0	71	31	1225	14.9
Damon Stoudamire	78	78	2372	386	894	.432	80	212	.377	122	145	.841	61	182	243	405	173-0	77	1	974	12.5
Scottie Pippen	82	82	2749	388	860	.451	86	263	.327	160	223	.737	114	399	513	405	208-0	117	41	1022	12.5
Arvydas Sabonis	66	61	1688	302	598	.505	7	19	.368	167	198	.843	97	416	513	118	184-3	43	78	778	11.8
Bonzi Wells	66	0	1162	236	480	.492	20	53	.377	88	129	.682	78	104	182	97	153-3	69	12	580	8.8
Detlef Schrempf	77	6	1662	187	433	.432	21	52	.404	179	215	.833	79	253	332	197	182-0	37	17	574	7.5
Brian Grant	63	14	1322	173	352	.491	1	2	.500	112	166	.675	121	223	344	64	166-2	32	28	459	7.3
Greg Anthony	82	3	1548	169	416	.406	88	233	.378	88	114	.772	17	116	133	208	143-0	59	9	514	6.3
Gary Grant	3	0	24	6	14	.429	0	0	---	0	0	---	0	3	3	1	3-0	1	0	12	4.0
Jermaine O'Neal	70	8	859	108	222	.486	0	1	.000	57	98	.582	97	132	229	18	127-1	11	55	273	3.9
Stacey Augmon	59	0	692	83	175	.474	0	2	.000	37	55	.673	42	74	116	53	69-0	27	11	203	3.4
Antonio Harvey	19	0	137	17	30	.567	0	0	---	7	12	.583	8	25	33	5	20-0	1	6	41	2.2
Joe Kleine	7	0	31	4	11	.364	0	0	---	3	3	1.000	0	6	6	2	7-0	1	0	11	1.6
Portland	82		19780	3021	6430	.470	407	1128	.361	1542	2029	.760	966	2560	3526	1925	1865-11	633	396	7991	97.5
Opponents	82		19780	2825	6557	.431	394	1195	.330	1422	1985	.716	978	2220	3198	1705	1872-12	652	350	7466	91.0

* Did not complete season with Trail Blazers

1999-2000

Date	Opponent	Score	Record	Home	Road	Scoring Leader	Rebounding Leader
1. 11/2	@ Vancouver	106-86	W	1-0		22 Smith	7 Wallace
2. 11/3	LA Clippers	121-98	W	2-0	1-0	23 Stoudamire	13 Sabonis
3. 11/5	Denver	95-83	W	3-0	2-0	22 Smith	8 Schrempf
4. 11/6	LA Lakers	97-82	W	4-0	3-0	19 Pippen	8 Pippen
5. 11/9	@ Utah	87-92	L	4-1	1-1	26 Smith	9 Sabonis
6. 11/12	@ Denver	93-78	W	5-1	2-1	19 Wallace	11 Wallace
7. 11/13	Atlanta	131-95	W	6-1	4-0	20 Stoudamire	10 O'Neal
8. 11/16	@ Miami	101-96	W	7-1	3-1	22 Wallace	13 Pippen
9. 11/17	@ Orlando	81-79	W	8-1	4-1	13 Wallace	11 Wallace
10. 11/19	@ Philadelphia	97-91	W	9-1	5-1	21 Wallace	10 Sabonis
11. 11/20	@ Charlotte	100-96 (ot)	W	10-1	6-1	24 Anthony 8 Sabonis	
12. 11/23	@ Cleveland	100-103	L	10-2	6-2	22 Schrempf	11 Pippen
13. 11/24	@ Minnesota	88-81	W	11-2	7-2	18 Stoudamire,Smith	10 Pippen,Sabonis
14. 11/26	Houston	91-88 (ot)	W	12-2	5-0	19 Pippen	10 Wallace
15. 11/27	@ LA Clippers	88-71	W	13-2	8-2	24 Stoudamire	12 Wallace
16. 11/29	Indiana	91-93	L	13-3	5-1	20 Pippen,Wallace	11 Wallace
17. 12/1	Charlotte	94-90	W	14-3	6-1	18 Schrempf	9 Wallace,Smith,Schrempf
18. 12/3	@ LA Lakers	80-93	L	14-4	8-3	23 Stoudamire	10 Pippen
19. 12/5	@ Phoenix	92-90	W	15-4	9-3	21 Wallace	10 Sabonis
20. 12/7	Miami	76-86	L	15-5	6-2	19 Anthony 8 Wallace	
21. 12/9	Minnesota	90-86	W	16-5	7-2	23 Wallace	10 B.Grant
22. 12/11	@ Sacramento	101-96	W	17-5	10-3	24 Wallace,Pippen	11 Wallace,Sabonis
23. 12/16	@ Seattle	107-81	W	18-5	11-3	20 Stoudamire	9 Wallace,B.Grant
24. 12/17	Phoenix	102-110	L	18-6	7-3	22 Stoudamire	10 Pippen
25. 12/20	@ Denver	88-97	L	18-7	11-4	19 Stoudamire	10 Wallace
26. 12/21	@ Houston	89-79	W	19-7	12-4	22 Smith	8 Pippen,B.Grant
27. 12/23	Golden State	111-91	W	20-7	8-3	20 Wallace	7 Sabonis
28. 12/28	Seattle	94-89	W	21-7	9-3	24 Wallace	8 Sabonis,Wallace
29. 12/30	Philadelphia	108-90	W	22-7	10-3	23 Wallace	11 Wallace
30. 1/3	@ Chicago	88-63	W	23-7	13-4	16 Stoudamire	8 Sabonis
31. 1/4	@ Toronto	114-90	W	24-7	14-4	22 Stoudamire	10 Sabonis
32. 1/6	@ Minnesota	96-98	L	24-8	14-5	24 Wallace	7 B.Grant
33. 1/8	Phoenix	96-91	W	25-8	11-3	23 Wells	11 B.Grant
34. 1/10	Dallas	107-94	W	26-8	12-3	17 Pip.,Stoud.,Schrempf	8 B.Grant,Pippen
35. 1/12	Cleveland	95-75	W	27-8	13-3	25 Wallace	9 Pippen,Wallace
36. 1/14	@ Phoenix	105-83	W	28-8	15-5	23 Sabonis 10 Sabonis	
37. 1/15	@ Dallas	105-113	L	28-9	15-6	22 Pippen	9 Pippen
38. 1/18	@ Houston	89-90	L	28-10	15-7	21 Smith	9 Pippen
39. 1/19	@ San Antonio	105-95	W	29-10	16-7	22 Wallace	7 Pippen,Sabonis
40. 1/22	@ LA Lakers	95-91	W	30-10	17-7	27 Smith	12 Wallace
41. 1/24	New Jersey	101-87	W	31-10	14-3	21 Sabonis 13 Sabonis	
42. 1/27	Utah	85-75	W	32-10	15-3	14 O'Neal	12 B.Grant
43. 1/29	San Antonio	81-67	W	33-10	16-3	15 Smith	8 Sabonis
44. 2/1	Chicago	92-81	W	34-10	17-3	19 B.Grant	9 Wallace
45. 2/3	@ New York	88-98	L	34-11	17-8	18 Smith,Wells	9 B.Grant,Pippen
46. 2/4	@ Atlanta	97-90	W	35-11	18-8	21 Smith	12 Sabonis
47. 2/6	@ Boston	100-94	W	36-11	19-8	23 Smith	8 B.Grant,O'Neal
48. 2/7	@ Milwaukee	118-111	W	37-11	20-8	24 Smith	7 B.Grant
49. 2/9	LA Clippers	107-100	W	38-11	18-3	23 Sabonis 13 Wallace	
50. 2/15	@ Golden State	92-83	W	39-11	21-8	21 Sabonis 16 Sabonis	
51. 2/16	Golden State	99-95	W	40-11	19-3	20 Sabonis 11 Sabonis	
52. 2/18	Washington	93-85	W	41-11	20-3	17 Sabonis 11 Wallace,B.Grant	
53. 2/20	@ Sacramento	108-103 (ot)	W	42-11	22-8	24 Wallace	14 Sabonis
54. 2/21	Boston	105-92	W	43-11	21-3	19 Sabonis 8 Sabonis	
55. 2/24	Orlando	111-92	W	44-11	22-3	30 Stoudamire	8 Sabonis
56. 2/27	Utah	101-92	W	45-11	23-3	17 Sabonis,Wallace	9 Wallace
57. 2/1	LA Lakers	87-90	L	45-12	23-4	19 Pippen	11 Sabonis
58. 3/3	Vancouver	101-91	W	46-12	24-4	19 Smith	9 Wallace
59. 3/6	Toronto	90-109	L	46-13	24-5	27 Wallace	11 Sabonis
60. 3/8	@ New Jersey	103-115	L	46-14	22-9	19 Wallace	9 O'Neal
61. 3/9	@ Indiana	119-127 (ot)	L	46-15	22-10	29 Wells	11 Sabonis,Wallace
62. 3/11	@ Detroit	99-94	W	47-15	23-10	24 Wallace	7 Wallace,Pippen
63. 3/12	@ Washington	102-86	W	48-15	24-10	16 Stoudamire	13 Sabonis
64. 3/14	Sacramento	96-91	W	49-15	25-5	20 Sabonis 16 Sabonis	
65. 3/16	Minnesota	92-96	L	49-16	25-6	21 Pippen	9 Sabonis,O'Neal
66. 3/18	@ Seattle	97-96	W	50-16	25-10	24 Wallace	11 Sabonis
67. 3/22	Detroit	95-104	L	50-17	25-7	20 Wallace,Stoudamire	9 Wallace
68. 3/24	@ Golden State	96-83	W	51-17	26-10	26 Stoudamire	10 O'Neal
69. 3/26	New York	89-93	L	51-18	25-8	20 Stoud.,Pip.,Wallace	10 Wallace
70. 3/28	San Antonio	85-89	L	51-19	25-9	25 Pippen	6 Wallace,Pippen
71. 3/30	Dallas	96-85	W	52-19	26-9	34 Wallace 9 Wallace	
72. 4/1	Milwaukee	113-79	W	53-19	27-9	31 Stoudamire	8 Schrempf
73. 4/2	Seattle	95-82	W	54-19	28-9	21 Smith	8 Schrempf
74. 4/5	Houston	105-118	L	54-20	28-10	24 Smith	12 B.Grant
75. 4/6	@ Vancouver	87-89	L	54-21	26-11	28 Wallace	9 Pippen
76. 4/8	Vancouver	98-85	W	55-21	29-10	27 Smith	8 Wallace
77. 4/10	@ Utah	90-86	W	56-21	27-11	16 Smith,B.Grant	7 Wallace,B.Grant
78. 4/11	@ Dallas	81-92	L	56-22	27-12	13 Wallace	12 B.Grant
79. 4/13	@ San Antonio	93-77	W	57-22	28-12	27 Wallace	8 Wallace
80. 4/16	Sacramento	102-95	W	58-22	30-10	18 Wallace	9 Wallace
81. 4/18	@ LA Clippers	116-100	W	59-22	29-12	24 Smith	8 Wallace,Sabonis
82. 4/19	Denver	95-96	L	59-23	30-11	18 Wells	11 O'Neal

See Playoff section for 2000 Playoff game-by-game scores



Left to right, first row: Neal Meyer, Mike D'Antoni, Tony Brown, Bob Whitsitt, Paul Allen, Mike Dunleavy, Jim Eyen, Tim Grgurich, Gary Grant. Second row: Steve Smith, Detlef Schrempf, Rasheed Wallace, Dale Davis, Arvydas Sabonis, Will Perdue, Antonio Harvey, Shawn Kemp, Scottie Pippen, Bonzi Wells. Third row: Bob Medina, Damon Stoudamire, Greg Anthony, Stacey Augmon, Rod Strickland, Erick Barkley, Geoff Clark, Jay Jensen.

IN REVIEW --- On March 3, the Trail Blazers won their fourth consecutive game, a 122-91 rout of Golden State, had the best record in the Western Conference by a half game and the league's secondbest mark behind the Sixers. They boasted the NBA's best road record at 18-12. Coach Mike Dunleavy's charges were serving notice they were ready to follow their 2000 playoff successes with another run at the Western Conference title. Their glitzy record in early March was fueled by a season-best 10-game winning streak that began just before Christmas and included solid road victories over the Lakers, Utah and Philadelphia. It was part of a run in which the Blazers won 13 of 14 and 17 of 20. However, things started to unravel on March 6 with a 105-97 Moda Center loss to lowly Vancouver. That started a stretch run during which the Blazers won only eight of their remaining 22 games and were just 4-7 at home. Rather than securing homecourt playoff advantage, Portland finished eight games off the pace in the conference, good enough for the seventh seed in the West. That earned the Blazers a First Round faceoff with their nemesis from the year before, the defending champion Lakers, who swept the series in three games.

HONORS --- Bonzi Wells was 2nd and Rasheed Wallace 5th in the league in FG percentage . . . Wallace registered 2 points, 4 rebounds and 2 assists and 21 points in his second All-Star Game.

CHANGES --- Mike D'Antoni named assistant coach. **DRAFT PICKS** --- Erick Barkley, St. Johns (1st Round). **KEY TRANSACTIONS** --- Sent Brian Grant to Miami and Gary Grant to Cleveland as part of a three-team, five-player trade that brought Shawn Kemp to Portland; Traded Jermaine O'Neal and Joe Kleine to Indiana for Dale Davis; Signed free agents Will Perdue and Rod Strickland and re-signed free agent Gary Grant..

Overall record: 50-32 (tie, 9th in league, 7th in conference, 4th in division)
 Home record: 28-13 (tie, 11th in league), Road record: 22-19 (tie, 6th in league)
 Lost to LA Lakers in Western Conference First Round, 3-0.

2000-01 PORTLAND TRAIL BLAZERS STATISTICS


	G	St	Min	FG	FGA	Pct.	3FG	3AT	Pct.	FT	FTA	Pct.	Off	Def	Reb	Ast.	PF-DQ	Stl	Blk	Pts	Avg.
Rasheed Wallace	77	75	2940	590	1178	.501	52	162	.321	245	320	.766	147	455	602	212	206-2	90	135	1477	19.2
Steve Smith	81	36	2542	359	788	.456	78	230	.339	309	347	.890	87	185	272	213	203-0	48	24	1105	13.6
Dam. Stoudamire	82	82	2655	406	935	.434	82	219	.374	172	207	.831	69	234	303	468	202-1	106	8	1066	13.0
Bonzi Wells	75	46	1995	387	726	.533	17	50	.340	159	240	.663	120	247	367	208	203-1	94	20	950	12.7
Scottie Pippen	64	60	2133	269	596	.451	64	186	.344	119	161	.739	70	263	333	294	158-2	94	35	721	11.3
Arvydas Sabonis	61	42	1299	247	516	.479	1	15	.067	121	156	.776	51	280	331	91	137-2	40	623	616	10.1
Dale Davis	81	43	2162	242	487	.497	0	4	.000	96	152	.632	233	373	606	103	199-0	44	76	580	7.2
Shawn Kemp	68	3	1083	168	413	.407	4	11	.364	101	131	.771	63	196	259	65	184-3	45	23	441	6.5
Greg Anthony	58	0	856	97	253	.383	65	159	.409	23	35	.657	21	40	61	82	63-0	40	3	282	4.9
Stacey Augmon	66	23	1182	127	266	.477	0	4	.000	57	87	.655	60	99	159	98	105-0	48	21	311	4.7
Rod Strickland	21	0	351	41	98	.418	0	1	.000	15	26	.577	11	24	35	72	21-0	10	1	97	4.6
Detlef Schrempf	26	0	397	39	95	.411	3	8	.375	23	27	.852	17	61	78	44	43-0	7	3	104	4.0
Antonio Harvey	12	0	72	13	28	.464	0	0	---	5	6	.833	5	9	14	4	10-1	1	6	31	2.6
Gary Grant*	4	0	17	5	7	.714	0	0	---	0	0	---	0	0	0	1	1-0	0	0	10	2.5
Erick Barkley	8	0	38	8	22	.364	3	8	.375	0	0	---	0	3	3	6	2-0	2	0	19	2.4
Will Perdue	13	0	58	6	9	.667	0	0	---	2	4	.500	6	12	18	2	8-0	3	2	14	1.1
Portland	82		19780	3004	6417	.468	369	1057	.349	1447	1899	.762	960	2481	3441	1963	1745-11	672	419	7824	95.4
Opponent	82		19780	2819	6436	.438	406	1103	.368	1436	1930	.744	946	2238	3184	1745	1738-11	646	324	7480	91.2

* Did not complete season with Trail Blazers

2000-01

	Date	Opponent	Score	Record	Home	Road	Scoring Leader	Rebounding Leader
1.	10/31	LA Lakers	86-96	L	0-1	0-1	26 Wallace	7 Wallace
2.	11/2	@ Phoenix	82-108	L	0-2	0-1	21 Kemp	9 Wallace
3.	11/4	@ Seattle	97-90	W	1-2	1-1	21 Stoudamire	14 Kemp
4.	11/6	@ Sacramento	75-79	L	1-3	1-2	24 Wallace	11 Davis
5.	11/7	Atlanta	97-88	W	2-3	1-1	22 Smith	10 Davis
6.	11/9	Denver	107-91	W	3-3	2-1	17 Smith,Davis,Wells	10 Wallace
7.	11/11	Houston	111-88	W	4-3	3-1	25 Smith	11 Davis
8.	11/13	@ New Jersey	94-82	W	5-3	2-2	17 Smith	17 Davis
9.	11/14	@ Atlanta	97-99	L	5-4	2-3	25 Wallace	8 Davis
10.	11/16	@ Toronto	86-80	W	6-4	3-3	25 Wallace	14 Davis
11.	11/18	@ Miami	80-86	L	6-5	3-4	20 Wallace	11 Wallace
12.	11/19	@ Orlando	110-102 (ot)	W	7-5	4-4	37 Wallace	9 Wells,Stoudamire
13.	11/21	@ Washington	104-94	W	8-5	5-4	22 Smith	10 Pippen
14.	11/22	@ Milwaukee	93-84	W	9-5	6-4	18 Wallace	8 Davis,Pippen,Wallace
15.	11/25	New Jersey	86-84	W	10-5	4-1	25 Wallace	9 Davis
16.	11/28	Seattle	93-105	L	10-6	4-2	20 Stoudamire	10 Wallace
17.	11/30	Dallas	95-84	W	11-6	5-2	28 Wallace	8 Davis, Augmon
18.	12/2	@ Houston	96-85	W	12-6	7-4	31 Stoudamire	12 Davis
19.	12/3	@ Phoenix	79-84	L	12-7	7-5	16 Wallace	13 Davis
20.	12/6	Toronto	95-88	W	13-7	6-2	21 Stoudamire	13 Wallace
21.	12/8	Philadelphia	94-107	L	13-8	6-3	17 Smith	11 Sabonis
22.	12/9	Detroit	114-83	W	14-8	7-3	21 Stoudamire	9 Sabonis
23.	12/12	@ Golden State	101-93	W	15-8	8-5	29 Wallace	11 Wallace
24.	12/13	LA Lakers	96-86	W	16-8	8-3	25 Wallace	13 Wallace
25.	12/15	Orlando	106-96	W	17-8	9-3	22 Wallace	10 Wallace
26.	12/20	@ Dallas	101-106	L	17-9	8-6	22 Stoudamire	7 Wallace,Sabonis
27.	12/22	@ Denver	96-116	L	17-10	8-7	27 Wallace	10 Davis
28.	12/23	Washington	87-70	W	18-10	10-3	25 Wallace	13 Wallace
29.	12/25	@ LA Lakers	109-104	W	19-10	9-7	33 Wallace	10 Wells
30.	12/28	@ Utah	103-102 (ot)	W	20-10	10-7	32 Stoudamire	7 Pippen,Sabonis
31.	12/29	Vancouver	104-81	W	21-10	11-3	20 Sabonis 9 Kemp	
32.	1/1	Charlotte	89-67	W	22-10	12-3	16 Wells	18 Wallace
33.	1/3	Indiana	102-86	W	23-10	13-3	27 Wells	9 Wallace
34.	1/5	Milwaukee	119-115	W	24-10	14-3	26 Smith	7 Wallace
35.	1/8	@ Boston	98-90	W	25-10	11-7	22 Pippen	12 Wallace,Kemp
36.	1/10	@ Philadelphia	93-75	W	26-10	12-7	18 Wallace	10 Wallace
37.	1/11	@ Charlotte	83-70	W	27-10	13-7	16 Stoudamire,Smith	15 Davis
38.	1/13	@ New York	78-91	L	27-11	13-8	15 Smith	13 Wallace
39.	1/14	@ Detroit	103-96	W	28-11	14-8	28 Wells	14 Wells
40.	1/16	Cleveland	103-83	W	29-11	15-3	22 Wells	8 Kemp,Smith
41.	1/18	Miami	85-74	W	30-11	16-3	22 Wells	10 Wells
42.	1/20	Sacramento	101-111	L	30-12	16-4	25 Wallace	8 Sabonis
43.	1/22	@ Cleveland	58-84	L	30-13	14-9	12 Wallace,Augmon,Wells	7 Wallace,Augmon
44.	1/23	@ Chicago	104-100	W	31-13	15-9	20 Anthony 12 Davis	
45.	1/25	@ Indiana	92-82	W	32-13	16-9	22 Wallace,Smith	10 Davis
46.	1/27	@ Minnesota	80-93	L	32-14	16-10	21 Wells	11 Wells
47.	1/30	Chicago	92-81	W	33-14	17-4	23 Sabonis 8 Davis	
48.	2/1	Phoenix	100-92	W	34-14	18-4	20 Smith	12 Davis
49.	2/3	@ LA Clippers	89-90	L	34-15	16-11	22 Wells	13 Davis
50.	2/7	Seattle	97-80	W	35-15	19-4	21 Stoudamire	13 Davis
51.	2/13	Minnesota	109-98	W	36-15	20-4	18 Wells,Wallace	10 Smith
52.	2/15	Sacramento	105-81	W	37-15	21-4	20 Stoudamire	9 Davis
53.	2/17	Boston	81-85	L	37-16	21-5	23 Wallace	10 Sabonis
54.	2/20	Denver	104-94	W	38-16	22-5	42 Wallace	7 Wallace,Schrempf
55.	2/22	Utah	84-90	L	38-17	22-6	32 Wallace	11 Wallace
56.	2/24	@ LA Clippers	120-123 (ot)	L	38-18	16-12	35 Wallace	9 Wallace,Davis
57.	2/26	@ Houston	95-89	W	39-18	17-12	27 Wallace	9 Davis,Stoudamire
58.	2/27	@ San Antonio	95-87	W	40-18	18-12	22 Wallace	9 Wallace,Pippen
59.	3/1	LA Clippers	94-81	W	41-18	23-6	23 Sabonis 8 Davis	
60.	3/3	Golden State	122-91	W	42-18	24-6	18 Smith,Wells	11 Schrempf
61.	3/6	Vancouver	97-105	L	42-19	24-7	15 Stoud.,Pippen,Wells	8 Davis
62.	3/8	San Antonio	79-93	L	42-20	24-8	16 Wells	9 Wells
63.	3/9	@ Vancouver	85-95	L	42-21	18-13	24 Wells	11 Pippen
64.	3/13	@ Seattle	90-99	L	42-22	18-14	19 Wallace	8 Pippen,Wallace
65.	3/14	Phoenix	79-84	L	42-23	24-9	29 Wallace	11 Wallace
66.	3/16	Utah	90-87	W	43-23	25-9	20 Pippen	6 Smith
67.	3/19	@ San Antonio	85-98	L	43-24	18-15	23 Smith	9 Davis
68.	3/20	@ Dallas	96-88	W	44-24	19-15	18 Wallace	11 Davis
69.	3/22	@ Utah	101-99	W	45-24	20-15	25 Pippen	7 Wallace,Pippen
70.	3/26	LA Clippers	104-96	W	46-24	26-9	19 Wallace,Smith	11 Sabonis
71.	3/28	Dallas	84-94	L	46-25	26-10	19 Sabonis 7 Wallace,Pippen,Sabonis	
72.	3/30	New York	96-79	W	47-25	27-10	30 Wallace	9 Davis
73.	4/1	Minnesota	95-99	L	47-26	27-11	25 Smith	11 Wells
74.	4/3	@ Denver	92-94	L	47-27	20-16	17 Smith,Stoudamire	13 Davis
75.	4/4	@ Minnesota	79-83	L	47-28	20-17	13 Smith,Wallace	10 Pippen
76.	4/6	@ Golden State	122-91	W	48-28	21-17	32 Sabonis 10 Sabonis,Stoudamire	
77.	4/8	@ Sacramento	89-98	L	48-29	21-18	21 Pippen	11 Wallace
78.	4/10	Golden State	116-88	W	49-29	28-11	23 Stoudamire	6 Wallace
79.	4/12	@ Vancouver	100-87	W	50-29	22-18	27 Wallace	15 Davis
80.	4/13	Houston	103-109	L	50-30	28-12	28 Pippen	8 Sabonis
81.	4/15	@ LA Lakers	100-105	L	50-31	22-19	28 Wallace	8 Sabonis
82.	4/17	San Antonio	93-99	L	50-32	28-13	28 Stoudamire	16 Davis

See Playoff section for 2001 Playoff game-by-game scores



Left to right, first row: Herb Brown, Dan Panaggio, Bob Whitsitt, Paul Allen, Maurice Cheeks, Jim Lynam, Caldwell Jones. Second row: Ruben Patterson, Zach Randolph, Chris Dudley, Dale Davis, Ruben Boumtje Boumtje, Shawn Kemp, Rasheed Wallace, Scottie Pippen, Bonzie Wells, Mitchell Butler. Third row: Bob Medina, Damon Stoudamire, Erick Barkley, Derek Anderson, Rick Brunson, Steve Kerr, Geoff Clark, Jay Jensen.

IN REVIEW --- Things were looking grim for the Blazers as they began the new year. On January 2, they lost at home to Toronto to drop their record to 13-18, the farthest below .500 since 1996. First-year coach Mo Cheeks was searching for answers. It was obvious he had found what he was looking for, because by March 23, the Blazers were the hottest team in the NBA. They had gone from five games below to 17 games above the break-even mark; they had won 30 of 38 contests including a 12-game win streak, the second longest in club history. Included in the run was a six-game string of victories on the road, fired by a four-game sweep of Eastern Conference foes. A stretch-run swoon, during which they lost six of eight outings from March 29 to April 12, kept them from reaching the 50-win plateau for the ninth time in franchise history and sent them, as the West's sixth seed, up against their old playoffs nemesis, the Los Angeles Lakers. The eventual world champs swept the best-of-five series in three games.

HONORS --- Damon Stoudamire 4th in the NBA in FT percentage (.888); Rasheed Wallace 7th in FG percentage (.515)

CHANGES --- Maurice Cheeks replaces Mike Dunleavy, becoming Portland's 10th head coach; Herb Brown, Caldwell Jones, Jimmy Lynam, Dan Panaggio are named assistant coaches. **DRAFT PICKS** --- Zach Randolph, Michigan State; Ruben Boumtje-Boumtje, Georgetown. **KEY TRANSACTIONS** --- Traded Greg Anthony to Chicago for 2002 second round draft pick; traded Steve Smith to San Antonio for Derek Anderson and Steve Kerr; signed free agents Chris Dudley, Rick Brunson, Mitchell Butler.

Overall record: 49-33 (tie, 8th in league, 6th in conference, 3rd in division)
 Home record: 30-11 (tie, 5th in league), Road record: 19-22 (tie, 10th in league)
 Lost to LA Lakers in Western Conference First Round, 3-0.

001-02 PORTLAND TRAIL BLAZERS STATISTICS

	G	St	Min	FG	FGA	Pct.	3FG	3AT	Pct.	FT	FTA	Pct.	Off	Def	Reb	Ast.	PF-DQ	Stl	Blk	Pts	Avg.
Rasheed Wallace	79	79	2963	603	1287	.469	114	317	.360	201	274	.734	136	509	645	152	212-0	101	101	1521	19.3
Bonzi Wells	74	69	2348	487	1039	.469	66	172	.384	215	290	.741	121	323	444	204	208-0	113	25	1255	17.0
Dam.Stoudamire	75	71	2796	369	918	.402	104	295	.353	174	196	.888	78	214	292	490	153-0	67	7	1016	13.5
Ruben Patterson	75	13	1765	319	619	.515	9	36	.250	192	274	.701	155	143	298	107	140-1	79	37	839	11.2
Derek Anderson	70	27	1860	247	612	.404	85	228	.373	178	208	.856	47	142	189	216	113-1	68	8	757	10.8
Scottie Pippen	62	60	1996	246	599	.411	54	177	.305	113	146	.774	77	244	321	363	162-3	101	35	659	10.6
Dale Davis	78	77	2447	296	580	.510	0	0	---	150	212	.708	262	426	688	96	193-1	62	83	742	9.5
Shawn Kemp	75	5	1232	175	407	.430	0	4	.000	104	131	.794	90	198	288	52	184-1	43	33	454	6.1
Steve Kerr	65	0	775	102	217	.470	26	66	.394	39	40	.975	6	54	60	63	49-0	13	1	269	4.1
Erick Barkley	19	4	228	24	68	.353	1	7	.143	9	10	.900	5	13	18	34	29-0	17	1	58	3.1
Zach Randolph	41	0	238	48	107	.449	0	0	---	18	27	.667	31	38	69	13	29-0	7	4	114	2.8
Mitchell Butler	11	0	90	10	23	.435	1	3	.333	8	12	.667	6	8	14	5	10-0	0	1	29	2.6
Rick Brunson	59	2	520	45	113	.398	6	11	.545	29	41	.707	23	45	68	114	51-0	25	2	125	2.1
R.Bou.-Boumtje	33	1	245	13	32	.406	0	0	---	13	25	.52	21	34	55	4	38-0	3	16	39	1.2
Chris Dudley	43	2	327	20	50	.400	0	2	.000	8	15	.533	27	53	80	13	42-0	3	14	48	1.1
Portland	82		19830	3004	6671	.450	466	1318	.354	1451	1901	.763	1085	2444	3529	1926	1613-7	702	368	7925	96.6
Opponents	82		19830	2951	6508	.453	466	1285	.363	1312	1771	.741	890	2328	3218	1945	1651-12	612	410	7680	93.7

2001-02

Date	Opponent	Score	Record	Home	Road	Scoring Leader	Rebounding Leader	
1. 10/30	@ LA Lakers	87-98	L	0-1		22 Wallace	12 Wallace	
2. 10/31	Golden State	92-87	W	1-1	1-0	33 Wells	9 Wallace, Pippen	
3. 11/3	San Antonio	90-106	L	1-2	1-1	30 Wells	9 Wallace	
4. 11/4	@ Golden State	86-96	L	1-3		26 Wells	11 Davis	
5. 11/6	Utah	101-83	W	2-3	2-1	26 Wallace	6 Wallace,Wells,Pippen	
6. 11/8	LA Clippers	119-101	W	3-3	3-1	26 Anderson	8 Wallace	
7. 11/10	@ Indiana	96-105	L	3-4		18 Anderson	13 Davis	
8. 11/11	@ Detroit	100-98	W	4-4		30 Wells	15 Davis	
9. 11/13	@ New York	82-89	L	4-5		17 Anderson, Davis	13 Davis	
10. 11/15	@ Memphis	101-85	W	5-5		2-4	27 Wallace	11 Davis
11. 11/17	@ Charlotte	97-87	W	6-5		3-4	23 Wallace	8 Davis
12. 11/20	Houston	87-94	L	6-6	3-2		28 Wells	10 Wallace
13. 11/21	@ Sacramento	83-95	L	6-7		3-5	13 Wells	12 Wallace
14. 11/23	Denver	97-90	W	7-7	4-2		30 Wallace	10 Wallace
15. 11/27	Indiana	96-90	W	8-7	5-2		26 Wallace	9 Patterson
16. 11/30	Milwaukee	101-95	W	9-7	6-2		25 Davis	16 Davis
17. 12/1	Phoenix	83-97	L	9-8	6-3		16 Kerr	11 Davis, Wallace
18. 12/6	Charlotte	89-95	L	9-9	6-4		18 Wallace	9 Wallace
19. 12/8	Seattle	113-92	W	10-9	7-4		28 Wallace	9 Wells, Pippen
20. 12/11	@ Dallas	103-105	L	10-10		3-6	21 Wells	13 Wells
21. 12/14	@ Utah	85-93	L	10-11		3-7	18 Wallace	6 Wallace, Davis
22. 12/15	Orlando	117-106	W	11-11	8-4		37 Wallace	13 Wallace
23. 12/18	@ Houston	101-92	W	12-11		4-7	23 Wallace,Patterson	11 Patterson
24. 12/19	@ San Antonio	79-97	L	12-12		4-8	18 Wallace	12 Wallace
25. 12/21	Detroit	83-81	W	13-12	9-4		22 Wallace	14 Davis
26. 12/22	@ Phoenix	90-102	L	13-13		4-9	27 Stoudamire	13 Wallace
27. 12/26	@ Sacramento	74-89	L	13-14		4-10	25 Wallace	13 Wallace
28. 12/27	Utah	87-99	L	13-15	9-5		22 Stoudamire	7 Wallace, Stoudamire
29. 12/30	Minnesota	93-95	L	13-16	9-6		26 Wallace	6 Wallace
30. 1/1	@ LA Clippers	97-112	L	13-17		4-11	25 Stoudamire	8 Davis
31. 1/2	Toronto	84-95	L	13-18	9-7		22 Wallace	13 Wallace
32. 1/5	Philadelphia	96-88	W	14-18	10-7		30 Wallace	8 Wallace
33. 1/7	@ Cleveland	96-64	W	15-18		5-11	20 Davis	15 Davis
34. 1/8	@ Atlanta	92-101	L	15-19		5-12	26 Wells	14 Wells
35. 1/10	@ Miami	92-85	W	16-19		6-12	23 Wells, Wallace	9 Wells
36. 1/11	@ Orlando	92-84	W	17-19		7-12	25 Stoudamire	10 Pippen
37. 1/13	Cleveland	96-64	W	18-19	11-7		18 Wells	11 Wallace
38. 1/16	@ Phoenix	108-99	W	19-19		8-12	19 Stoud., Wallace	16 Davis
39. 1/17	Miami	90-92	L	19-20	11-8		19 Anderson	12 Wallace
40. 1/19	LA Clippers	113-93	W	20-20	12-8		29 Stoudamire	8 Davis, Stoudamire
41. 1/22	Sacramento	116-100	W	21-20	13-8		34 Wells	15 Wallace
42. 1/24	Memphis	120-82	W	22-20	14-8		20 Wallace	9 Davis
43. 1/29	@ Seattle	92-86	W	23-20		9-12	20 Davis	14 Davis
44. 1/31	Phoenix	105-97	W	24-20	15-8		20 Wallace, Wells	14 Davis
45. 2/2	@ Utah	96-97	L	24-21		9-13	24 Wells	8 Wells
46. 2/3	Chicago	101-96	W	25-21	16-8		19 Wells	11 Davis
47. 2/5	@ Denver	96-97	L	25-22		9-14	31 Patterson	13 Davis
48. 2/6	@ Minnesota	103-113	L	25-23		9-15	35 Wells	15 Davis
49. 2/13	Dallas	114-103	W	26-23	17-8	9-15	24 Wallace	13 Davis
50. 2/15	Boston	104-107	L	26-24	17-9		20 Stoudamire	11 Wells
51. 2/17	LA Lakers	111-105	W	27-24	18-9		27 Wells	10 Wells, Davis
52. 2/18	@ LA Clippers	80-79	W	28-24		10-15	15 Stoudamire	15 Davis
53. 2/20	@ Seattle	90-84	W	29-24		11-15	18 Wallace	13 Davis
54. 2/21	Atlanta	94-79	W	30-24	19-9		20 Wallace	14 Davis
55. 2/23	Denver	101-90	W	31-24	20-9		24 Stoudamire	8 Anderson
56. 2/25	@ Philadelphia	88-83	W	32-24		12-15	29 Wallace	10 Wallace
57. 2/27	@ Washington	105-102	W	33-24		13-15	22 Wallace	14 Wallace
58. 3/1	@ Toronto	91-81	W	34-24		14-15	20 Wallace	16 Davis
59. 3/2	@ Milwaukee	104-103	W	35-24		15-15	24 Wallace	11 Pippen
60. 3/4	Sacramento	107-95	W	36-24	21-9		20 Wells	14 Davis
61. 3/6	Minnesota	85-78	W	37-24	22-9		28 Wallace	15 Wallace
62. 3/8	New Jersey	82-73	W	38-24	23-9		21 Wells	9 Davis
63. 3/9	@ Denver	106-109	L	38-25		15-16	28 Pippen	10 Pippen, Wells
64. 3/15	Dallas	132-106	W	39-25	24-9		37 Wallace	8 Wallace
65. 3/16	Washington	95-80	W	40-25	25-9		25 Wallace	14 Kemp
66. 3/18	@ Boston	100-91	W	41-25		16-16	20 Wells	11 Kemp
67. 3/20	@ New Jersey	82-97	L	41-26		16-17	17 Wallace	9 Pippen
68. 3/22	@ Chicago	109-83	W	42-26		17-17	19 Wallace	7 Kemp
69. 3/23	@ Minnesota	108-99	W	43-26		18-17	21 Stoudamire	11 Pippen
70. 3/25	Memphis	100-103	L	43-27	25-10		34 Wells	8 Kemp
71. 3/27	San Antonio	98-93	W	44-27	26-10		24 Wells	8 Davis
72. 3/29	@ LA Lakers	79-91	L	44-28		18-18	17 Stoudamire	16 Kemp
73. 3/30	Seattle	87-92	L	44-29	26-11		24 Anderson	15 Kemp
74. 4/2	@ Golden State	91-107	L	44-30		18-19	20 Wallace	10 Davis
75. 4/4	New York	88-80	W	45-30	27-11		25 Wallace	18 Davis
76. 4/6	Golden State	113-86	W	46-30	28-11		19 Anderson	13 Wallace
77. 4/8	@ San Antonio	87-99	L	46-31		18-20	23 Stoudamire	8 Wallace
78. 4/9	@ Dallas	88-103	L	46-32		18-21	22 Wells	9 Wells
79. 4/11	@ Memphis	99-102	L	46-33		18-22	22 Wallace	10 Davis
80. 4/12	@ Houston	80-79	W	47-33		19-22	29 Wells	12 Wallace
81. 4/14	LA Lakers	128-120	W	48-33	29-11		33 Wells	13 Wallace
82. 4/17	Houston	92-79	W	49-33	30-11		16 Kerr	10 Kemp

See Playoff Section for 2002 Playoff game-by-game scores



Left to right, first row: Gary Grant, Dan Panaggio, Bob Whitsitt, Paul Allen, Maurice Cheeks, Jim Lynam, Herb Brown. Second row: Ruben Patterson, Qyntel Woods, Zach Randolph, Dale Davis, Chris Dudley, Arvydas Sabonis, Ruben Bountje Boumtje, Rasheed Wallace, Scottie Pippen, Bonzi Wells. Third row: Bob Medina, Bernard Smith, Damon Stoudamire, Charles Smith, Derek Anderson, Jeff McInnis, Antonio Daniels, Geoff Clark, Jay Jensen.

IN REVIEW --- A slow start morphed into a big-time run, leading to a 21st consecutive playoff berth . . . Through the first 16 games, the Blazers were just 7-9 and only 5-4 at home . . . But then during a torrid two-month run leading up to the All-Star break, Portland was the hottest commodity in the league, winning 22 of 27 games. Fueling the charge was an eight-game winning streak, the longest of the season, and a stunning 13-3 performance on the road . . . The Blazers finished with second highest road victory count (23) since making it to the NBA Finals in 1992. . . . There was no cool-down after the All-Star break . . . The Blazers won 10 of their next 16 and were 20 games over .500 (42-22) with a little over a month left . . . After Scottie Pippen, the Blazers floor leader, went to the sidelines with a knee injury on March 12, Portland finished out by playing .500 ball but still ended up with 50 victories. Pippen was the catalyst in the mid-season charge. With the 16-year vet played at the point, the Blazers went 38-16 . . . The Trail Blazers, the sixth seed in the West, drew red-hot Dallas in the playoffs, a team that had tied San Antonio for the league's most wins at 60. Portland became only the third team in NBA history to force a Game 7 after losing the first three in its tough First Round matchup . . . The deciding game of the series was a battle for 48 minutes with the Mavs pulling out a 107-95 victory after 21 ties and 13 lead changes . . . Bonzi Wells scored a franchise playoff record 45 points in Game 2.

CHANGES --- None. **DRAFT PICKS** --- Qyntel Woods, NE Mississippi CC; Jason Jennings, Arkansas State; Frederico Kammerichs, Argentina. **KEY TRANSACTIONS** --- Traded Erick Barkley, Steve Kerr and a 2003 2nd Round draft pick to San Antonio for Antonio Daniels, Amal McCaskill and Charles Smith; signed free agents Jeff McInnis and Arvydas Sabonis.

Overall record: 50-32 (tie, 5th in league; tie, 5th in conference; tie, 2nd in division)
 Home record: 27-14 (tie, 13th in league), Road record: 23-18 (tie, 4th in league)
 Lost to Dallas Mavericks in Western Conference First Round, 4-3.

2002-03 PORTLAND TRAIL BLAZERS STATISTICS

	G	St	Min	FG	FGA	Pct.	3FG	3AT	Pct.	FT	FTA	Pct.	Off	Def	Reb	Ast.	PF-DQ	Stl	Blk	Pts	Avg.
Rasheed Wallace	74	74	2684	515	1094	.471	110	307	.358	200	272	.735	113	435	548	153	223-2	70	77	1340	18.1
Bonzi Wells	75	65	2396	437	990	.441	38	130	.292	226	313	.722	98	296	394	246	220-1	123	18	1138	15.2
Derek Anderson	76	76	2556	355	832	.427	116	331	.350	231	269	.859	53	211	264	325	141-1	90	16	1057	13.9
Scottie Pippen	64	58	1911	265	597	.444	38	133	.286	121	148	.818	57	221	278	285	149-0	105	25	689	10.8
Zach Randolph	77	11	1301	264	515	.513	0	5	.000	122	161	.758	139	204	343	41	141-0	42	14	650	8.4
Ruben Patterson	78	17	1655	254	416	.492	3	20	.150	138	220	.627	120	144	264	101	161-0	73	29	649	8.3
Dale Davis	78	78	2282	237	438	.541	0	0	.000	105	166	.633	233	331	564	94	189-1	51	70	579	7.4
Damon Stoudamire	59	27	1315	156	415	.376	44	114	.386	53	67	.791	40	115	155	204	67-0	39	6	409	6.9
Arvydas Sabonis	78	1	1209	172	361	.476	3	6	.500	129	164	.787	88	247	335	142	141-0	61	49	476	6.1
Jeff McInnis	75	1	1311	188	423	.444	6	35	.171	50	67	.746	22	75	97	170	117-1	21	2	432	5.8
Antonio Daniels	67	2	872	84	186	.452	18	59	.305	65	76	.855	11	61	72	85	43-0	33	9	251	3.7
Qyntel Woods	53	0	334	59	118	.500	3	9	.333	7	20	.350	15	38	53	12	36-1	15	1	128	2.4
Charles Smith	3	0	13	1	4	.250	0	1	.000	3	4	.750	0	0	0	1	3-0	1	0	5	1.7
R. Boumtje-Boumtje	2	0	5	0	1	.000	0	0	---	0	0	---	1	0	1	1	0-0	1	0	0	0.0
Chris Dudley	3	0	11	0	1	.000	0	0	---	0	0	---	2	0	2	0	3-0	0	0	0	0.0
Portland	82		19855	2987	6491	.460	379	1150	.330	1450	1947	.745	992	2378	3370	1860	1634-8	725	316	7803	95.2
Opponents	82		19855	2942	6540	.450	438	1285	.341	1267	1659	.764	912	2292	3204	1863	1670-11	683	391	7589	92.5

2002-03

Date	Opponent	Score	Record	Home	Road	Scoring Leader	Rebounding Leader
1. 10/30	LA Lakers	102-90	W	1-0	1-0	28 Wallace	7 Wells, Sabonis
2. 10/31	@ Sacramento	72-100	L	1-1	0-1	24 Wallace	11 Davis
3. 11/2	Denver	79-96	L	1-2	1-1	21 Wallace	8 Wallace
4. 11/3	@ LA Lakers	95-98 (ot)	L	1-3	0-2	24 Anderson	10 Davis
5. 11/6	Memphis	94-88	W	2-3	2-1	18 Wallace	13 Davis
6. 11/8	@ Phoenix	75-86	L	2-4	0-3	20 Wells	7 Wells
7. 11/9	@ San Antonio	95-76	W	3-4	1-3	19 Wells	12 Patterson
8. 11/11	@ Dallas	73-82	L	3-5	1-4	14 Wallace	10 Sabonis
9. 11/12	@ Houston	83-86	L	3-6	1-5	12 Wells, Pip., Dav. Sab.	9 Wallace
10. 11/15	LA Clippers	112-88	W	4-6	3-1	28 Anderson	9 Anderson
11. 11/20	Orlando	98-84	W	5-6	4-1	26 Anderson, Wallace	14 Wallace
12. 11/21	@ Seattle	89-85	W	6-6	2-5	16 Wells	9 Wells
13. 11/23	Sacramento	94-95	L	6-7	4-2	30 Wallace	9 Wallace
14. 11/26	Houston	77-71	W	7-7	5-2	16 Wallace	9 Sabonis
15. 11/30	New Jersey	86-93	L	7-8	5-3	20 Wells	9 Sabonis
16. 12/4	Dallas	88-103	L	7-9	5-4	34 Wallace	12 Wallace, Davis
17. 12/6	Miami	88-69	W	8-9	6-4	17 Wells	7 Wallace, Wells, Randolph
18. 12/8	@ Toronto	104-91	W	9-9	3-5	29 Wells	9 Wallace
19. 12/10	@ Washington	98-79	W	10-9	4-5	14 Anderson, Pippen	11 Davis
20. 12/11	@ New Jersey	104-105	L	10-10	4-6	26 Patterson	7 Wells, Randolph
21. 12/13	@ Milwaukee	79-101	L	10-11	4-7	17 Randolph	9 Wallace
22. 12/14	@ Minnesota	98-92 (ot)	W	11-11	5-7	24 Anderson	14 Davis
23. 12/17	New Orleans	102-93	W	12-11	7-4	30 Wells	13 Wallace
24. 12/18	@ LA Clippers	97-93	W	13-11	6-7	30 Wells	9 Wells
25. 12/20	@ Golden State	113-111	W	14-11	7-7	28 Wells	7 Sabonis
26. 12/21	Seattle	81-80	W	15-11	8-4	27 Anderson	9 Wallace
27. 12/27	Utah	103-98	W	16-11	9-4	23 Pippen	9 Wallace
28. 12/28	@ Sacramento	119-113 (ot)	W	17-11	8-7	32 Wells	14 Davis
29. 12/30	@ Detroit	85-74	W	18-11	9-7	19 Wallace	10 Davis
30. 12/31	@ Chicago	87-102	L	18-12	9-8	15 Pippen	7 Patterson
31. 1/3	@ Boston	108-103	W	19-12	10-8	19 Wells	9 Randolph
32. 1/5	@ New York	92-89	W	20-12	11-8	22 Wells	12 Wallace
33. 1/7	Phoenix	81-88	L	20-13	9-5	18 Wells	12 Wallace
34. 1/9	San Antonio	90-87	W	21-13	10-5	19 Pippen, Anderson	7 Wallace, Davis
35. 1/10	@ Denver	81-82	L	21-14	11-9	17 Anderson	14 Davis
36. 1/13	Cleveland	118-94	W	22-14	11-5	20 Patterson	9 Randolph
37. 1/15	Memphis	100-92	W	23-14	12-5	38 Wallace	10 Wallace, Davis
38. 1/18	Minnesota	98-104	L	23-15	12-6	32 Wells	13 Wells
39. 1/20	@ Memphis	99-87	W	24-15	12-9	15 McInnis	9 Wells
40. 1/22	@ Atlanta	112-110 (2ot)	W	25-15	13-9	21 Anderson	17 Davis
41. 1/24	@ New Orleans	97-96	W	26-15	14-9	27 Anderson	13 Davis
42. 1/26	@ Dallas	100-93	W	27-15	15-9	19 Pippen	14 Wells
43. 1/28	Denver	98-92	W	28-15	13-6	24 Anderson	9 Davis, Sabonis
44. 1/29	@ Utah	71-95	L	28-16	15-10	15 Randolph	14 Davis
45. 1/31	Chicago	107-94	W	29-16	14-6	28 Wallace	13 Davis
46. 2/2	@ Cleveland	114-95	W	30-16	16-10	29 Wallace	7 Wells, Wallace
47. 2/4	@ Orlando	96-89	W	31-16	17-10	25 Pippen	17 Pippen
48. 2/5	@ Miami	101-87	W	32-16	18-10	26 Pippen	8 Wells, Davis
49. 2/11	San Antonio	111-116 (ot)	L	32-17	14-7	25 Wallace	8 Davis, Patterson
50. 2/13	Boston	92-100	L	32-18	14-8	30 Wallace	10 Pippen
51. 2/15	Seattle	101-96	W	33-18	15-8	27 Wallace	14 Davis
52. 2/17	New York	99-91	W	34-18	16-8	23 Wallace	8 Davis, Wallace
53. 2/19	Golden State	125-98	W	35-18	17-8	29 Wells	7 Sabonis
54. 2/21	@ LA Lakers	84-92	L	35-19	18-11	25 Wells	9 Davis
55. 2/22	Milwaukee	90-93	L	35-20	17-9	26 Wells	11 Davis
56. 2/25	Atlanta	89-86	W	36-20	18-9	24 Wallace	9 Wallace, Daniels
57. 2/26	@ Denver	94-84	W	37-20	19-11	15 Patterson, Sabonis	10 Randolph
58. 2/28	LA Clippers	109-103	W	38-20	19-9	24 Pippen	12 Randolph
59. 3/2	Detroit	103-86	W	39-20	20-9	37 Wells	8 Davis
60. 3/5	@ Phoenix	92-98	L	39-21	19-12	22 Wallace	10 Randolph
61. 3/6	Philadelphia	60-88	L	39-22	20-10	17 Wallace	9 Wallace
62. 3/8	Indiana	94-80	W	40-22	21-10	23 Wallace	14 Wallace
63. 3/11	@ Seattle	92-77	W	41-22	20-12	23 Wallace	13 Pippen
64. 3/12	Toronto	125-103	W	42-22	22-10	20 Stoudamire	9 Davis
65. 3/14	@ Philadelphia	79-90	L	42-23	20-13	16 Stoudamire	12 Davis
66. 3/16	@ Minnesota	95-111	L	42-24	20-14	18 Wallace	6 Davis, Wallace
67. 3/17	@ Indiana	95-88	W	43-24	21-14	16 Sabonis	10 Davis
68. 3/19	Houston	94-83	W	44-24	23-10	21 Anderson	8 Sabonis
69. 3/22	Sacramento	104-113	L	44-25	23-11	31 Wallace	6 Davis, Wallace
70. 3/25	Washington	91-95	L	44-26	23-12	20 Wells	10 Wells
71. 3/26	@ Utah	85-94	L	44-27	21-15	21 Wallace	7 Randolph
72. 3/28	Dallas	112-95	W	45-27	24-12	20 Wallace	9 Randolph, Wallace
73. 4/1	Golden State	100-86	W	46-27	25-12	21 Anderson	8 Randolph, Wallace
74. 4/3	Utah	88-93	L	46-28	25-13	23 Wallace	11 Davis
75. 4/4	@ Golden State	122-100	W	47-28	22-15	31 Anderson	15 Davis
76. 4/6	Minnesota	78-97	L	47-29	25-14	23 Wallace	9 Wallace
77. 4/8	@ Houston	81-66	W	48-29	23-15	21 Stoudamire	11 Wells
78. 4/9	@ San Antonio	79-84	L	48-30	23-16	20 Anderson	8 Wallace, Anderson
79. 4/11	@ Memphis	93-96	L	48-31	23-17	31 Randolph	20 Randolph
80. 4/13	LA Lakers	101-99	W	49-31	26-14	29 Wells	11 Davis
81. 4/15	Phoenix	120-102	W	50-31	27-14	27 Randolph	7 Anderson, Wells
82. 4/16	@ LA Clippers	93-107	L	50-32	23-18	19 Wells	9 Wells, Wallace

See Playoff Section for 2003 Playoff game-by-game scores



Left to right, first row: Bernard Smith, Dan Panaggio, John Nash, Steve Patterson, Paul Allen, Maurice Cheeks, Jim Lynam, John Loyer. Second row: Ruben Patterson, Desmond Ferguson, Zach Randolph, Shareef Abdur-Rahim, Dale Davis, Vladimir Stepania, Theo Ratliff, Darius Miles, Travis Outlaw, Qyntel Woods. Third row: Bob Medina, Ramon Sposato, Damon Stoudamire, Dan Dickau, Derek Anderson, Omar Cook, Eddie Gill, Geoff Clark, Jay Jensen.

IN REVIEW --- A rally in March and early April with 12 wins in 16 games wasn't enough as Portland missed making it into the post season for the first time since 1982 and only the second time since winning the NBA title 28 years earlier . . . A tough overtime loss in Denver with three games remaining closed the door on Blazers playoff hopes . . . Battling through a series of mid-season trades of key players and a rash of injuries, Portland still managed a 41-41 finish, its 15th consecutive season and the 25th time in 28 years with a .500 or better record . . . Ten straight road losses got them off to their worst start away from home since 1981 . . . A season high-point was a five day stretch in March when the Trail Blazers beat division leaders Minnesota twice and Sacramento once in a span of four days . . . An all-time record 23 players saw action for Portland during the season.

HONORS --- Zach Randolph earned NBA Most Improved Player honors ... Zach ranked sixth in the NBA in rebounds . . . Theo Ratliff led the NBA in blocked shots (3.61 bpg) and set a new team mark, averaging 4.4 blocks in just 32 games.

CHANGES --- Steve Patterson was named team president and John Nash general manager. John Loyer, Bernard Smith named assistant coaches. **DRAFT PICKS** --- Travis Outlaw, Starkville, MS H.S., Nedzak Sinanovic, Bosnia-Herzgovina. **KEY TRANSACTIONS** --- Traded Bonzi Wells to Memphis for Wesley Person and 1st round draft pick; Traded Jeff McInnis and Ruben Boumtje-Boumtje to Cleveland for Darius Miles; Traded Rasheed Wallace and Wesley Person to Atlanta for Shareef Abdur-Rahim, Theo Ratliff and Dan Dickau; Signed free agent Vladimir Stepania.

Overall record: 41-41 (tie, 14th in league, 10th in conference, 3rd in division)
Home record: 25-16 (tie, 16th in league), Road record: 16-25 (11th in league)

2003-04 PORTLAND TRAIL BLAZERS STATISTICS

	G	St	Min	FG	FGA	Pct.	3FG	3AT	Pct.	FT	FTA	Pct.	Off	Def	Reb	Ast.	PF-DQ	Stl	Blk	Pts	Avg.
Zach Randolph	81	80	3067	663	1368	.485	1	5	.200	299	393	.761	242	609	851	163	227-0	68	41	1626	20.1
Rasheed Wallace*	45	44	1675	296	669	.442	59	173	.341	115	155	.742	69	229	298	114	131-1	36	72	766	17
Derek Anderson	51	46	1810	230	612	.376	79	259	.305	155	188	.824	26	156	182	228	79-0	66	3	694	13.6
D.Stoudamire	82	82	3118	408	1018	.401	156	427	.365	127	145	.876	52	256	308	500	173-2	99	9	1099	13.4
Bonzi Wells*	13	10	404	68	175	.389	1	8	.125	21	27	.778	21	40	61	35	38-0	20	3	158	12.2
Jeff McInnis*	39	26	1269	196	416	.471	15	47	.319	58	76	.763	16	78	94	196	94-2	36	2	465	11.9
S.Abdur-Rahim	32	3	728	118	264	.447	4	11	.364	79	95	.832	48	96	144	47	75-0	24	18	319	10
Theo Ratliff	32	31	1016	95	176	.540	0	0	---	44	70	.629	90	143	233	20	111-1	24	141	234	7.3
Ruben Patterson	73	1	1651	200	395	.506	2	12	.167	105	190	.553	129	139	268	139	152-0	84	21	507	6.9
Wesley Person*	33	0	621	80	168	.476	36	76	.474	19	25	.760	12	62	74	38	22-0	11	6	215	6.5
Dale Davis	76	37	1682	133	281	.473	0	0	---	65	106	.613	158	240	398	72	154-1	43	62	331	4.4
Qyntel Woods	62	8	673	88	237	.371	10	29	.345	38	60	.633	46	90	136	46	88-1	20	14	224	3.6
Vladimir Stepania	42	2	453	43	103	.417	0	0	---	22	36	.611	50	75	125	23	61-0	11	15	108	2.6
Eddie Gill	22	0	157	15	36	.417	3	8	.375	17	20	.850	4	13	17	16	16-0	9	1	50	2.3
Dan Dickau	20	0	151	16	49	.327	7	20	.350	7	8	.875	3	7	10	20	22-0	8	0	46	2.3
Kaniel Dickens*	3	0	12	3	3	1.000	0	0	---	1	2	.500	2	0	2	0	3-0	0	0	7	2.3
Desmond Ferguson*	7	0	32	5	12	.417	3	8	.375	0	2	---	0	4	4	1	0-0	0	0	13	1.9
Tracy Murray*	7	0	35	3	12	.250	2	5	.400	0	1	---	3	2	5	1	3-0	1	0	8	1.1
Matt Carroll*	13	0	48	5	11	.455	1	3	.333	2	2	1.000	0	3	3	1	3-0	0	0	13	1
Travis Outlaw	8	0	19	3	7	.429	0	0	---	2	4	.500	2	2	4	1	1-0	1	0	8	1
Omar Cook	17	0	139	7	27	.259	0	1	---	0	0	---	3	3	6	24	14-0	10	0	14	0.8
R.Boum.-Boumtje*	9	0	26	1	5	.200	0	0	---	2	2	1.000	0	1	1	1	2-0	0	1	4	0.4
Slavko Vranes*	1	0	3	0	1	.000	0	0	---	0	0	---	0	0	0	0	1-0	0	0	0	0
Portland	82	19980	2898	6467	.448	381	1102	.346	1263	1728	.731	1040	2376	3416	1678	1554-8	613	443	7440	90.7	
Opponents	82	19980	2954	6567	.45	417	1222	.341	1219	1618	.753	1016	2292	3308	1912	1534-13	657	490	7544	92	

* Did not complete season with Trail Blazers

2003-04

Date	Opponent	Score	Record	Home	Road	Scoring Leader	Rebounding Leader
1. 10/29	@ Utah	92-99	L	0-1		22 Randolph	9 Randolph
2. 11/1	Cleveland	104-85	W	1-1	1-0	21 Randolph	13 Randolph
3. 11/3	Philadelphia	83-94	L	1-2	1-1	22 Wallace	11 Randolph,Davis
4. 11/5	Memphis	93-87	W	2-2	2-1	20 Randolph	16 Randolph
5. 11/7	@ Seattle	82-100	L	2-3		25 Wallace	11 Wallace
6. 11/8	Atlanta	90-83	W	3-3	3-1	29 Randolph	9 Randolph
7. 11/11	Toronto	83-80	W	4-3	4-1	18 Randolph	11 Randolph
8. 11/13	Sacramento	112-110 (ot)	W	5-3	5-1	28 Randolph	14 Randolph
9. 11/15	@ New Orleans	79-101	L	5-4		19 Wallace, Wells	9 Wells
10. 11/17	@ Dallas	98-105	L	5-5		31 Wallace	19 Randolph
11. 11/19	Miami	94-93	W	6-5	6-1	21 Wallace	11 Wallace
12. 11/21	Houston	85-78	W	7-5	7-1	23 Stoudamire	8 Rand.,Woods,Patterson
13. 11/23	@ Golden State	72-78	L	7-6		17 Randolph	8 Randolph,Wallace
14. 11/25	Washington	80-81	L	7-7	7-2	24 Randolph	15 Randolph
15. 11/28	New Jersey	97-93	W	8-7	8-2	28 Stoudamire	10 Wallace,Davis
16. 12/3	Indiana	97-95 (ot)	W	9-7	9-2	34 Randolph	9 Randolph
17. 12/5	New York	88-81	W	10-7	10-2	22 Randolph	9 Randolph
18. 12/7	@ Memphis	79-93	L	10-8		29 Randolph	13 Randolph
19. 12/9	@ Houston	91-93	L	10-9		31 Randolph	11 Randolph
20. 12/10	@ San Antonio	77-102	L	10-10		23 Wallace	13 Davis
21. 12/13	LA Lakers	112-108	W	11-10	11-2	28 Wallace	14 Davis
22. 12/16	Milwaukee	99-106	L	11-11	11-3	30 Randolph	18 Randolph
23. 12/18	Phoenix	101-94	W	12-11	12-3	29 Randolph	20 Randolph
24. 12/20	San Antonio	91-101	L	12-12	12-4	29 Randolph	7 Randolph
25. 12/21	@ Sacramento	96-117	L	12-13		27 Wallace	13 Randolph
26. 12/23	Dallas	97-88	W	13-13	13-4	27 Randolph	9 Randolph
27. 12/26	Minnesota	101-92	W	14-13	14-4	21 McInnis	12 Randolph
28. 12/28	@ Cleveland	74-86	L	14-14		20 Randolph	9 Randolph,Wallace
29. 12/29	@ New Jersey	91-87	W	15-14		16 Wallace	13 Randolph
30. 12/31	@ Detroit	71-78	L	15-15		17 Wallace	14 Randolph
31. 1/2	Denver	96-106	L	15-16	14-5	30 Wallace	14 Randolph
32. 1/5	@ Seattle	108-119 (ot)	L	15-17		28 Randolph	12 Randolph
33. 1/8	@ Minnesota	75-96	L	15-18		19 Randolph	8 Woods
34. 1/9	@ Chicago	87-78	W	16-18		19 Anderson	12 Stepania
35. 1/11	@ Toronto	72-83	L	16-19		20 McInnis 13 Davis	
36. 1/13	@ LA Clippers	96-103 (ot)	L	16-20		24 Stoudamire	14 Davis
37. 1/15	Phoenix	96-105	L	16-21	14-6	21 Randolph,Patterson	12 Randolph
38. 1/17	Dallas	104-108	L	16-22	14-7	24 Wallace,Patterson	10 Randolph,Patterson
39. 1/18	@ Phoenix	92-96	L	16-23		25 Randolph	11 Randolph
40. 1/20	@ Sacramento	109-104 (ot)	W	17-23		29 Anderson	15 Wallace
41. 1/24	Golden State	87-105	L	17-24	14-8	23 Randolph	9 Wallace
42. 1/26	@ Washington	94-83	W	18-24		18 Stoudamire	9 Randolph
43. 1/28	@ Memphis	88-76	W	19-24		21 Randolph	10 Wallace
44. 1/29	@ Atlanta	93-85	W	20-24		22 Randolph	12 Randolph
45. 1/31	Chicago	102-95 (ot)	W	21-24	15-8	29 Wallace	9 Randolph
46. 2/2	@ Denver	97-116	L	21-25		28 Randolph	11 Randolph
47. 2/4	@ Phoenix	101-97	W	22-25		19 Randolph	10 Randolph
48. 2/6	@ Utah	87-73	W	23-25		19 Randolph	14 Randolph
49. 2/8	Seattle	95-85	W	24-25	16-8	25 Randolph	16 Randolph
50. 2/10	Utah	81-86	L	24-26	16-9	21 Anderson	8 Randolph
51. 2/12	Denver	98-107	L	24-27	16-10	20 Abdur-Rahim	12 Abdur-Rahim
52. 2/17	@ LA Lakers	86-89	L	24-28		17 Patterson	6 Stoudamire
53. 2/18	LA Clippers	101-86	W	25-28	17-10	27 Anderson	10 Randolph
54. 2/20	@ Golden State	94-93	W	26-28		19 Randolph	11 Ratliff
55. 2/21	Boston	105-84	W	27-28	18-10	27 Randolph	15 Randolph
56. 2/23	@ Miami	89-81	W	28-28		22 Randolph	12 Randolph
57. 2/24	@ Orlando	94-91 (ot)	W	29-28		24 Randolph	12 Randolph
58. 2/27	@ Houston	85-89	L	29-29		11-19	17 Randolph
59. 2/28	@ Dallas	91-111	L	29-30		18 Randolph	11 Randolph
60. *3/3	Memphis	86-97	L	29-31	18-11	19 Patterson	11 Ratliff
61. 3/4	Detroit	68-83	L	29-32	18-12	11 Randolph	6 Rand.,Ratliff,Davis
62. 3/6	Utah	91-70	W	30-32	19-12	23 Randolph	6 Randolph
63. 3/7	@ LA Clippers	71-91	L	30-33		24 Miles	13 Miles
64. 3/10	Minnesota	92-79	W	31-33	20-12	28 Stoudamire	11 Randolph
65. 3/12	Sacramento	83-81	W	32-33	21-12	20 Stoudamire	14 Randolph
66. 3/14	@ Minnesota	92-83	W	33-33		21 Anderson	11 Randolph
67. 3/16	@ Milwaukee	100-99	W	34-33		20 Anderson,Miles	11 Randolph
68. 3/17	@ Indiana	71-80	L	34-34		16 Randolph	6 Rand.,Abdur-Rahim
69. 3/20	Orlando	92-73	W	35-34	22-12	24 Anderson	9 Randolph
70. 3/22	Houston	85-93 (ot)	L	35-35	22-13	20 Randolph	11 Randolph
71. 3/24	LA Clippers	91-85	W	36-35	23-13	32 Stoudamire	12 Ratliff
72. 3/27	Seattle	115-108 (ot)	W	37-35	24-13	25 Randolph	9 Ratliff,Randolph
73. 3/29	@ New York	91-92	L	37-36		20 Stoudamire	7 Randolph
74. 3/31	@ Boston	105-98	W	38-36		31 Miles 1	1 Randolph
75. 4/1	@ Philadelphia	88-82	W	39-36		18 Miles,Randolph	10 Miles
76. 4/3	New Orleans	81-94	L	39-37	24-14	17 Randolph	8 Rand.,Ratliff,Anderson
77. 4/6	@ LA Lakers	91-80	W	40-37		24 Stoudamire	9 Randolph,Anderson
78. 4/7	Golden State	87-81	W	41-37	25-14	21 Miles	13 Ratliff
79. 4/9	@ San Antonio	74-84	L	41-38		21 Randolph	8 Randolph
80. 4/10	@ Denver	100-110 (ot)	L	41-39		23 Randolph,Miles	11 Randolph,Ratliff
81. 4/12	San Antonio	66-78	L	41-40	25-15	13 Randolph	9 Randolph
82. 4/14	LA Lakers	104-105 (2ot)	L	41-41	25-16	21 Randolph	18 Randolph

* March 3 game vs. Memphis postponed from originally scheduled date because of severe weather in Portland



Left to right, first row: Michael Born, Tim Grgurich, Dan Panaggio, Steve Patterson, Paul Allen, John Nash, Kevin Pritchard, Jimmy Lynam, John Loyer. Second row: Ruben Patterson, Viktor Khryapa, Zach Randolph, Shareef Abdur-Rahim, Joel Przybilla, Ha Seung Jin, Theo Ratliff, Darius Miles, Travis Outlaw, Derek Anderson. Third row: Ramon Sposato, Bob Medina, Damon Stoudamire, Nick Van Exel, Richie Frahm, Sebastian Telfair, Geoff Clark, Jay Jensen.

IN REVIEW — After playing .500 ball through the first two months, injuries to key players sent the team's fortunes plummeting . . . Following a three-game winning streak in February, their longest of the season, the Blazers won only seven of their remaining 36 games and finished with the first losing record in 17 years and only the ninth in franchise history . . . It was the most losses since 1973-74 . . . Zach Randolph, leading scorer for the season, missed the final 27 games with a knee injury that ultimately required surgery . . . Key contributors in the early going missed a combined 107 games due to injuries after January 1 . . . On the positive side, Damon Stoudamire turned in his best season as a Blazer, averaging 15.8 points, and converting a club record 133 three-pointers. On Jan. 14, he scored a franchise high 54 points at New Orleans while matching the team record for field goals (20) and points in a half (30) . . . Joel Przybilla had a breakout season, scoring more points (488) than he did in his previous five years in the league (314) . . . With the team out of the playoffs for the second straight year and only the ninth time in team history, Kevin Pritchard, director of player personnel, became interim head coach on March 4, replacing Maurice Cheeks

HONORS — Damon Stoudamire ranked 4th in the NBA in free throw percentage (.914), a new Trail Blazers one season high . . . Ruben Patterson was 6th in field goal percentage (.531) . . . Theo Ratliff (2.51 per game) and Joel Przybilla (2.14) were fourth and seventh respectively in blocked shots.

CHANGES — Kevin Pritchard was named director of player personnel; Pritchard became interim head coach on March 4, replacing Maurice Cheeks.

DRAFT PICKS — Sebastian Telfair, Abraham Lincoln HS, Brooklyn, NY; Sergei Monia, Russia; Ha Seung Jin, South Korea. **KEY TRANSACTIONS** — Traded Eddie Gill to New Jersey for Viktor Khryapa; Traded Dale Davis and Dan Dickau to Golden State for Nick Van Exel; Signed free agents Joel Przybilla, Richie Frahm, Geno Carlisle.

Overall record: 27-55 (26th in league, 13th in conference, 4th division)
Home record: 18-23 (tie, 26th in league), Road record: 9-32 (26th in league)

2004-05 PORTLAND TRAIL BLAZERS STATISTICS

	G	St	Min	FG	FGA	Pct.	3FG	3AT	Pct.	FT	FTA	Pct.	Off	Def	Reb	Ast.	PF-DQ	Stl	Blk	Pts	Avg.
Zach Randolph	46	37	1603	332	741	.448	0	6	.000	207	254	.815	142	300	442	86	112-3	34	17	871	18.9
S. Abdur-Rahim	54	49	1867	337	670	.503	15	39	.385	220	254	.866	123	269	392	111	150-3	49	26	909	16.8
Dam. Stoudamire	81	70	2762	457	1165	.392	181	490	.369	182	199	.915	56	254	310	458	158-0	86	2	1277	15.8
Darius Miles	63	22	1699	336	697	.482	8	23	.348	129	215	.600	71	228	299	129	189-0	75	78	809	12.8
Ruben Patterson	70	36	1957	319	601	.531	2	25	.008	169	282	.599	126	147	2734	138	164-0	106	21	809	11.6
Nick Van Exel	53	34	1619	214	561	.381	100	257	.389	58	74	.784	20	141	161	227	70-0	44	0	586	11.1
Derek Anderson	47	32	1239	152	391	.389	58	151	.384	70	87	.805	25	103	128	143	89-0	36	4	432	9.2
Sebastian Telfair	68	26	1330	169	430	.393	17	69	.246	105	133	.789	10	94	104	224	120-0	35	4	460	6.8
Joel Przybilla	76	50	1858	199	333	.598	0	0	---	90	175	.517	178	410	588	74	239-1	24	163	488	6.4
Travis Outlaw	59	2	793	133	267	.498	4	10	.400	49	75	.653	40	81	121	35	77-0	30	40	319	5.4
Theo Ratliff	63	45	1731	115	257	.447	0	0	---	74	107	.692	111	220	331	34	183-4	23	158	304	4.8
Viktor Khryapa	32	5	5523	54	124	.435	4	11	.364	23	42	.548	28	80	108	25	80-0	20	18	135	4.2
Richie Frahm	43	0	499	56	140	.400	31	80	.388	21	25	.840	17	44	61	30	35-0	15	4	164	3.8
James Thomas*	9	2	112	11	18	.611	0	0	---	2	6	.333	15	20	35	4	12-0	4	4	24	2.2
Ha Seung Jin	19	0	104	10	23	.435	0	0	---	6	11	.545	6	12	18	2	21-0	1	5	26	1.4
Geno Carlisle*	6	0	16	2	3	.667	0	0	---	4	6	.667	1	0	1	1	1-0	0	0	8	1.3
Maurice Baker*	4	0	18	0	1	.000	0	0	---	0	0	---	1	1	2	1	3-0	1	0	0	0.0
Portland	82		19730	2896	6422	.451	420	1161	.362	1409	1944	.725	970	2404	3374	1722	1703-11	583	544	7621	92.9
Opponents	82		19730	3056	6842	.447	440	1283	.343	1397	1851	.755	1149	2312	3461	1923	1670-13	700	414	7949	96.9

* Did not complete season with Trail Blazers

2004-05

Date	Opponent	Score	Record	Home	Road	Scoring Leader	Rebounding Leader
1. 11/3	@ Golden State	78-75	W	1-0		20 Van Exel	10 Randolph
2. 11/5	LA Clippers	94-81	W	2-0	1-0	22 Abdur-Rahim	14 Randolph
3. 11/7	@ Toronto	97-101	L	2-1		33 Randolph	15 Randolph
4. 11/9	@ New Jersey	60-64	L	2-2	1-2	16 Randolph	9 Randolph
5. 11/10	@ Boston	88-90	L	2-3		22 Randolph	9 Abdur-Rahim
6. 11/13	Toronto	105-102	W	3-3	20	27 Randolph	16 Randolph
7. 11/17	Memphis	82-101	L	3-4	2-1	16 Randolph	7 Randolph, Przybilla
8. 11/19	Milwaukee	110-98	W	4-4	3-1	33 Stoudamire	18 Randolph
9. 11/21	Houston	93-97	L	4-5	3-2	28 Randolph	14 Randolph
10. 11/23	@ Miami	99-87	W	5-5		24 Randolph	8 Abdur-Rahim
11. 11/24	@ Orlando	89-83	W	6-5		27 Randolph	14 Abdur-Rahim
12. 11/26	@ Dallas	83-92	L	6-6		23 Anderson	9 Randolph
13. 11/28	New Jersey	83-71	W	7-6	4-2	23 Randolph	15 Randolph
14. 11/30	Seattle	100-94	W	8-6	5-2	25 Abdur-Rahim	6 Miles
15. 12/4	@ Seattle	89-99	L	8-7		16 Randolph	12 Randolph
16. 12/5	Phoenix	99-121	L	8-8	5-3	24 Randolph	11 Randolph, Abdur-Rahim
17. 12/9	Boston	89-87	W	9-8	6-3	22 Randolph	17 Randolph
18. 12/10	@ Utah	87-92 (ot)	L	9-9		23 Randolph	9 Ratliff
19. 12/12	Utah	98-88	W	10-9	7-3	23 Randolph	9 Przybilla
20. 12/14	@ Minnesota	89-100	L	10-10		17 Miles	14 Randolph
21. 12/15	@ Cleveland	88-112	L	10-11		21 Miles	7 Randolph, Przybilla
22. 12/17	@ Atlanta	100-84	W	11-11		23 Randolph	10 Randolph
23. 12/18	@ Detroit	75-74	W	12-11		14 VanExel, Stoudamire	10 Randolph
24. 12/20	@ Chicago	87-92	L	12-12		26 Randolph	13 Miles
25. 12/22	@ Milwaukee	104-95	W	13-12		26 Van Exel	11 Randolph
26. 12/27	Philadelphia	104-111	L	13-13	7-4	28 Miles	12 Ratliff
27. 12/30	San Antonio	80-114	L	13-14	7-5	17 Miles	10 Abdur-Rahim
28. 1/1	Golden State	97-88	W	14-14	8-5	26 Abdur-Rahim	9 Abdur-Rahim
29. 1/2	@ Phoenix	98-117	L	14-15		25 Miles	14 Randolph
30. 1/5	@ LA Clippers	98-102	L	14-16		15 Anderson	9 Randolph
31. 1/7	Miami	92-103	L	14-17	8-6	27 Patterson	6 Randolph, Ratliff, Przybilla
32. 1/9	@ New York	105-113	L	14-18		27 Randolph	10 Randolph
33. 1/10	@ Philadelphia	109-100	W	15-18		28 Van Exel	8 Randolph, Przybilla
34. 1/12	@ Washington	100-104	L	15-19		23 Stoudamire	10 Przybilla
35. 1/14	@ New Orleans	106-112	L	15-20		54 Stoudamire	9 Przybilla
36. 1/15	@ Minnesota	84-92	L	15-21		25 Patterson	7 Patterson
37. 1/18	@ Sacramento	107-113 (ot)	L	15-22		30 Van Exel	22 Przybilla
38. 1/19	Cleveland	101-107	L	15-23	8-7	28 Van Exel	15 Thomas
39. 1/22	Minnesota	83-92	L	15-24	8-8	23 Stoudamire	11 Przybilla
40. 1/24	San Antonio	107-99	W	16-24	9-8	23 Stoudamire	16 Przybilla
41. 1/26	Dallas	88-95	L	16-25	9-9	22 Stoudamire	10 Przybilla
42. 1/28	LA Clippers	90-86	W	17-25	10-9	22 Stoudamire	14 Przybilla
43. 2/1	@ LA Lakers	79-92	L	17-26		25 Stoudamire	11 Przybilla
44. 2/2	Denver	97-94	W	18-26	11-9	26 Van Exel	14 Przybilla
45. 2/4	Charlotte	101-89	W	19-26	12-9	23 Stoudamire, Telfair	12 Randolph
46. 2/5	Sacramento	114-108	W	20-26	13-9	30 Stoudamire	12 Randolph, Przybilla
47. 2/9	New Orleans	80-91	L	20-27	13-10	30 Stoudamire	7 Przybilla, Ratliff
48. 2/11	@ Memphis	82-88	L	20-28		26 Randolph	12 Ratliff, Randolph
49. 2/13	@ Houston	80-81	L	20-29		25 Stoudamire	11 Przybilla
50. 2/14	@ Charlotte	80-77	W	21-29		19 Przybilla	17 Przybilla
51. 2/16	@ Indiana	87-95	L	21-30		18 Przybilla	17 Przybilla
52. 2/23	LA Lakers	83-86	L	21-31	13-11	25 Stoudamire	10 Przybilla
53. 2/25	Atlanta	102-101	W	22-31	14-11	31 Randolph	12 Randolph
54. 2/27	Minnesota	83-91	L	22-32	14-12	26 Van Exel	11 Ratliff
55. 3/1	Detroit	93-103	L	22-33	14-13	19 Stoudamire	12 Przybilla
56. 3/4	Indiana	97-106	L	22-34	14-14	27 Abdur-Rahim	13 Przybilla
57. 3/5	@ Phoenix	116-129	L	22-35		30 Stoudamire	13 Abdur-Rahim
58. 3/7	@ Denver	98-111	L	22-36		24 Stoudamire	8 Ratliff, Khryapa
59. 3/9	Chicago	84-97	L	22-37	14-15	22 Abdur-Rahim	10 Abdur-Rahim
60. 3/12	Memphis	80-66	W	23-37	15-15	25 Abdur-Rahim	10 Abdur-Rahim
61. 3/14	@ Memphis	83-104	L	23-38		20 Stoudamire	14 Przybilla
62. 3/16	@ Houston	77-108	L	23-39		20 Abdur-Rahim	8 Przybilla
63. 3/17	@ Dallas	94-98	L	23-40		20 Abdur-Rahim, Stoudamire	13 Przybilla
64. 3/19	Orlando	92-97	L	23-41	15-16	21 Khryapa	10 Przybilla
65. 3/21	@ LA Clippers	89-96	L	23-42		23 Abdur-Rahim	14 Abdur-Rahim
66. 3/22	@ Sacramento	93-112	L	23-43		27 Abdur-Rahim	21 Przybilla
67. 3/24	Seattle	91-96	L	23-44	15-17	19 Stoudamire	10 Przybilla
68. 3/26	New York	103-96	W	24-44	16-17	25 Stoudamire	15 Przybilla
69. 3/28	Washington	106-114	L	24-45	16-18	19 Abdur-Rahim	10 Przybilla
70. 3/30	Houston	84-100	L	24-46	16-19	21 Abdur-Rahim	7 Przybilla
71. 4/1	@ Seattle	87-89	L	24-47		21 Abdur-Rahim	13 Przybilla
72. 4/2	Denver	97-103	L	24-48	16-20	27 Stoudamire	12 Przybilla
73. 4/5	@ Utah	79-90	L	24-49		13 Przybilla, Telfair, Outlaw	9 Przybilla
74. 4/6	Golden State	102-104	L	24-50	16-21	27 Patterson	14 Przybilla
75. 4/8	Sacramento	114-119	L	24-51	16-22	23 Abdur-Rahim, Miles	15 Przybilla
76. 4/10	@ New Orleans	91-80	W	25-51		25 Abdur-Rahim	10 Abdur-Rahim
77. 4/12	@ San Antonio	89-95	L	25-52		18 Miles	10 Abdur-Rahim
78. 4/14	Dallas	90-102	L	25-53	16-23	19 Abdur-Rahim	10 Abdur-Rahim
79. 4/15	@ Golden State	88-108	L	25-54		18 Stoudamire	12 Stoudamire
80. 4/17	Utah	100-82	W	26-54	17-23	23 Patterson	9 Stoudamire
81. 4/19	@ Denver	115-119	L	26-55		47 Miles	12 Miles
82. 4/20	LA Lakers	106-103	W	27-55	18-23	20 Outlaw	7 Khryapa



Left to right, first row: Bob Burke, Monty Williams, Nate McMillan, Steve Patterson, Paul Allen, John Nash, Maurice Lucas, Dean Demopoulos. Second row: Martell Webster, Viktor Khryapa, Zach Randolph, Brian Skinner, Joel Przybilla, Ha Seung-Jin, Theo Rattliff, Darius Miles, Travis Outlaw, Voshon Lenard. Third row: Bob Medina, Kaleb Canales, Jarrett Jack, Juan Dixon, Steve Blake, Sebastian Telfair, Geoff Clark, Jay Jensen.

IN REVIEW — Nate McMillan inherited one of the NBA's youngest and least experienced teams when he took over as the Trail Blazers's 12th head coach . . . His youthful Trail Blazers, who averaged just 24.5 years of age and three seasons of professional basketball experience, were thoroughly tested while navigating in a rugged Western Conference that was populated with teams boasting eight of the league's 12 best records . . . Portland finished with a 21-61 season's mark, matching the second-lowest win total in franchise history and the fewest victories since 1972-73, the club's third year in the league . . . It was only the second time in 36 seasons the Trail Blazers wound up at the bottom of the NBA win-loss column . . . Putting together their longest win streak of the season, four games in mid-January as part of a 7-4 run over three week period, the Trail Blazers then struggled to find victories to close out the schedule . . . They won only one of their last 21 games in a stretch that included 11 straight setbacks, their longest losing streak in 20 years . . . Fifth-year forward Zach Randolph led the team in scoring and rebounding for the third straight season, averaging 18.0 points and 8.0 boards in 74 games . . . The five guard rotation of Juan Dixon, Steve Blake, Sebastian Telfair and rookies Martell Webster and Jarrett Jack—with a combined six years experience—ranked among the Trail Blazers' top eight scorers.

HONORS — Joel Przybilla, 7th in the NBA in blocked shots (2.32 per game); Jarrett Jack, 6th among NBA rookies in assists (2.8); and 8th in FT percentage (.800); Martell Webster, 8th among rookies in 3-point percentage (.357).

CHANGES — Nate McMillan is named the team's 11th head coach; Dean Demopoulos is lead assistant coach and other assistant coaches are Bob Burke, Maurice Lucas and Monty Williams. **KEY DRAFT PICKS** — Martell Webster, Seattle Prep (1st Round). **KEY TRANSACTIONS** — Acquired draft rights to Jarrett Jack from Denver; Acquired Voshon Lenard and Brian Skinner in a four-team, nine player trade that involved Ruben Patterson, Charles Smith and Sergei Monia.

Overall record: 21-61 (30th in league, 15th in conference, 5th division)
Home record: 15-26 (tie, 27th in league), Road record: 6-35 (30th in league)

2005-06 PORTLAND TRAIL BLAZERS STATISTICS

	G	St	Min	FG	FGA	Pct.	3FG	3AT	Pct.	FT	FTA	Pct.	Off	Def	Reb	Ast.	PF-DQ	Stl	Blk	Pts	Avg.
Zach Randolph	74	71	2545	536	1229	.436	16	55	.291	245	343	.714	193	399	592	144	185-1	57	14	1333	18.0
Darius Miles	40	23	1286	235	510	.461	2	10	.200	87	163	.534	24	158	182	73	100-1	42	39	559	14.0
Juan Dixon	76	42	1920	357	821	.435	65	170	.382	156	194	.804	30	147	177	149	157-0	58	6	935	12.3
Ruben Patterson*	45	2	1056	188	379	.496	0	7	.000	138	226	.611	73	81	154	60	79-0	42	12	514	11.4
Sebastian Telfair	68	30	1641	228	578	.394	57	162	.352	130	175	.743	19	101	120	247	167-1	66	6	643	9.5
Steve Blake	68	57	1781	206	470	.438	76	184	.413	72	91	.791	26	120	146	306	107-0	42	5	560	8.2
Jarrett Jack	79	4	1599	189	428	.442	20	76	.263	128	160	.800	18	142	160	219	138-0	41	2	526	6.7
Voshon Lenard	14	0	220	33	88	.375	15	43	.349	11	18	.611	3	16	19	23	18-0	13	2	92	6.6
Martell Webster	61	18	1070	139	348	.399	65	182	.357	61	71	.859	29	101	130	34	90-0	21	14	404	6.6
Joel Przybilla	56	52	1395	131	239	.548	0	0	---	82	154	.532	146	245	391	43	149-1	20	130	344	6.1
Viktor Khryapa	69	53	1492	158	342	.462	10	30	.333	77	111	.694	114	193	307	88	209-7	50	29	403	5.8
Travis Outlaw	69	11	1153	162	368	.440	14	53	.264	62	89	.697	48	141	189	34	112-0	31	46	400	5.8
Theo Rattliff	55	19	1301	108	189	.571	0	0	---	54	83	.651	89	190	279	28	143-1	18	88	270	4.9
Charles Smith*	21	4	208	30	71	.423	15	37	.405	5	8	.625	3	13	16	9	27-0	5	6	80	3.8
Brian Skinner	27	5	515	44	91	.484	0	0	---	15	29	.517	46	81	127	13	65-1	14	23	103	3.8
Sergei Monia*	23	15	336	29	85	.341	9	33	.273	8	12	.667	11	40	51	19	41-0	6	5	75	3.3
Ha Seung-Jin	27	4	212	18	31	.581	0	0	---	8	17	.471	14	35	49	1	41-0	3	8	44	1.6
Portland	82		19730	2791	6267	.445	364	1042	.349	1339	1944	.689	886	2203	3089	1490	1828-13	529	435	7265	88.8
Opponents	82		19730	3032	6472	.468	498	1306	.381	1498	1971	.760	1029	2445	3474	1737	1704-9	592	403	8060	98.3

*Did not complete season with Trail Blazers

2005-06

Date	Opponent	Score	Record	Home	Road	Scoring Leader	Rebounding Leader
1. 11/2	@ Minnesota	86-90	L	0-1	0-1	32 Miles	13 Randolph
2. 11/4	@ Denver	68-107	L	0-2	0-2	13 Miles	8 Randolph, Miles
3. 11/5	Atlanta	94-93	W	1-2	1-0	21 Randolph	13 Randolph
4. 11/9	New York	95-83	W	2-2	2-0	29 Randolph	12 Randolph
5. 11/11	Detroit	81-84	L	2-3	2-1	23 Miles	14 Ratliff
6. 11/16	Chicago	96-93	W	3-3	3-1	22 Randolph	10 Randolph
7. 11/18	Golden State	80-91	L	3-4	3-2	20 Telfair	13 Randolph
8. 11/20	@ New York	92-103	L	3-5	0-3	27 Telfair	7 Miles
9. 11/22	@ Memphis	95-87	W	4-5	1-3	22 Miles	13 Randolph
10. 11/23	@ Miami	79-100	L	4-6	1-4	19 Miles	8 Randolph
11. 11/25	@ Orlando	89-104	L	4-7	1-5	23 Miles	12 Przybilla
12. 11/27	@ Atlanta	77-75	W	5-7	2-5	24 Randolph	15 Randolph
13. 11/29	@ Philadelphia	83-107	L	5-8	2-6	24 Randolph	9 Randolph
14. 11/30	@ Washington	89-96	L	5-9	2-7	21 Miles	15 Przybilla
15. 12/2	Indiana	78-98	L	5-10	3-3	15 Jack	7 Przybilla
16. 12/4	Utah	93-98	L	5-11	3-4	19 Patterson,Telfair	17 Przybilla
17. 12/6	@ Phoenix	85-130	L	5-12	2-8	15 Randolph	8 Monia
18. 12/7	Minnesota	74-84	L	5-13	3-5	15 Randolph	12 Przybilla
19. 12/9	NO/Okla.City	98-95 (ot)	W	6-13	4-5	28 Dixon	19 Przybilla
20. 12/11	Houston	86-100	L	6-14	4-6	17 Telfair	15 Przybilla
21. 12/14	@ Utah	77-82	L	6-15	2-9	18 Randolph	9 Randolph
22. 12/16	Seattle	99-111	L	6-16	4-7	23 Randolph	8 Randolph
23. 12/18	Washington	97-92	W	7-16	5-7	20 Dixon	9 Ratliff
24. 12/20	@ Detroit	89-93	L	7-17	2-10	37 Randolph	11 Randolph
25. 12/21	@ Memphis	79-89	L	7-18	2-11	17 Dixon	9 Przybilla
26. 12/23	@ Minnesota	91-83	W	8-18	3-11	23 Patterson	10 Randolph
27. 12/26	@ Sacramento	105-92	W	9-18	4-11	22 Randolph	9 Randolph
28. 12/28	Philadelphia	95-91	W	10-18	6-7	28 Randolph	14 Randolph
29. 12/30	Memphis	90-93	L	10-19	6-8	22 Patterson	9 Randolph
30. 1/1	LA Clippers	94-100	L	10-20	6-9	24 Dixon	11 Randolph
31. 1/3	@ Dallas	81-95	L	10-21	4-12	19 Patterson,Randolph	11 Randolph
32. 1/4	@ San Antonio	75-106	L	10-22	4-13	15 Jack	7 Przybilla
33. 1/6	@ NO/Okla.City	80-90	L	10-23	4-14	27 Dixon	9 Ratliff
34. 1/8	Miami	89-118	L	10-24	6-10	16 Patterson	7 Przybilla,Outlaw
35. 1/11	LA Lakers	113-103	W	11-24	7-10	27 Dixon	14 Randolph
36. 1/13	Orlando	113-108	W	12-24	8-10	25 Dixon	7 Ratliff
37. 1/15	Cleveland	89-87	W	13-24	9-10	16 Patterson,Randolph	7 Patterson
38. 1/18	Toronto	96-94	W	14-24	10-10	22 Randolph	12 Khryapa
39. 1/22	Dallas	89-95 (ot)	L	14-25	10-11	23 Randolph	11 Randolph
40. 1/25	Denver	94-97	L	14-26	10-12	18 Randolph	12 Ratliff
41. 1/27	New Jersey	88-83	W	15-26	11-12	26 Dixon	8 Przybilla
42. 1/28	@ Golden State	83-98	L	15-27	4-15	21 Dixon	7 Kyryapa
43. 1/30	@ Seattle	116-111	W	16-27	5-15	32 Randolph	9 Randolph
44. 2/1	San Antonio	82-86	L	16-28	11-13	25 Randolph	9 Randolph,Przybilla
45. 2/3	Minnesota	89-85	W	17-28	12-13	19 Randolph,Jack	13 Randolph
46. 2/4	@ Denver	104-105	L	17-29	5-16	28 Randolph	12 Randolph
47. 2/8	@ Indiana	69-101	L	17-30	5-17	25 Randolph	9 Randolph
48. 2/10	@ Boston	83-115	L	17-31	5-18	14 Randolph	6 Randolph
49. 2/12	@ Toronto	81-114	L	17-32	5-19	11 Smith	8 Outlaw
50. 2/13	@ Charlotte	91-83	W	18-32	6-19	21 Randolph	9 Randolph,Miles
51. 2/15	@ NO/Okla.City	86-102	L	18-33	6-20	12 Rand.,Dixon,Webster	7 Randolph
52. 2/21	@ LA Lakers	82-99	L	18-34	6-21	16 Dixon	10 Randolph
53. 2/22	Charlotte	106-110	L	18-35	12-14	25 Patterson	8 Miles
54. 2/24	Boston	96-102	L	18-36	12-15	24 Webster	8 Randolph,Webster
55. 2/26	NO/Okla.City	75-88	L	18-37	12-16	23 Randolph	8 Randolph,Skinner
56. 2/27	@ Sacramento	91-115	L	18-38	6-22	17 Skinner	7 Skinner,Kyryapa
57. 3/1	LA Lakers	99-93	W	19-38	13-16	20 Randolph	10 Skinner
58. 3/4	@ San Antonio	81-101	L	19-39	6-23	24 Randolph	9 Randolph
59. 3/5	@ Houston	84-102	L	19-40	6-24	23 Blake	10 Khryapa
60. 3/7	@ Dallas	87-93	L	19-41	6-25	33 Randolph	8 Randolph
61. 3/9	Dallas	92-109	L	19-42	13-17	29 Randolph	6 Kyryapa
62. 3/12	Phoenix	111-101	W	20-42	14-17	32 Randolph	14 Randolph
63. 3/14	@ Chicago	66-95	L	20-43	6-26	25 Randolph	8 Randolph
64. 3/15	@ New Jersey	65-78	L	20-44	6-27	24 Randolph	7 Randolph
65. 3/17	@ Cleveland	84-99	L	20-45	6-28	24 Telfair	6 Randolph
66. 3/18	@ Milwaukee	93-97	L	20-46	6-29	26 Miles	11 Przybilla
67. 3/20	Milwaukee	93-100	L	20-47	14-18	23 Randolph	12 Przybilla
68. 3/23	@ Phoenix	108-125	L	20-48	6-30	22 Khryapa	12 Khryapa
69. 3/24	San Antonio	79-98	L	20-49	14-19	24 Dixon	10 Przybilla
70. 3/26	LA Clippers	83-97	L	20-50	14-20	19 Outlaw	10 Skinner
71. 3/29	Sacramento	90-106	L	20-51	14-21	18 Khryapa	12 Przybilla
72. 4/1	Utah	89-102	L	20-52	14-22	24 Randolph	8 Przybilla,Randolph
73. 4/2	@ Seattle	83-122	L	20-53	6-31	14 Telfair,Webster	6 Miles
74. 4/5	Houston	76-75	W	21-53	15-22	17 Randolph	10 Przybilla
75. 4/7	Seattle	108-121	L	21-54	15-23	28 Dixon	9 Ratliff
76. 4/8	@ Utah	93-110	L	21-55	6-32	28 Randolph	9 Randolph,Skinner
77. 4/10	Denver	98-110	L	21-56	15-24	21 Telfair,Lenard	7 Ratliff,Outlaw
78. 4/12	@ LA Clippers	93-97	L	21-57	6-33	20 Jack	9 Outlaw
79. 4/14	@ LA Lakers	99-110	L	21-58	6-34	18 Webster	8 Khryapa
80. 4/15	Golden State	81-86	L	21-59	15-25	17 Webster,Dixon	8 Ratliff
81. 4/17	@ Golden State	79-93	L	21-60	6-35	19 Outlaw	6 Khryapa
82. 4/19	Phoenix	96-106	L	21-61	15-26	18 Jack	12 Khryapa



Left to right, first row: Bill Bayno, Monty Williams, Nate McMillan, Paul Allen, Kevin Pritchard, Maurice Lucas, Dean Demopoulos. Second row: Martell Webster, Zach Randolph, LaMarcus Aldridge, Luke Schenscher, Joel Przybilla, Jamaal Magloire, Raef LaFrentz, Darius Miles, Travis Outlaw, Brandon Roy. Third row: Bob Medina, Kaleb Canales, Dan Dickau, Jarrett Jack, Ime Udoka, Freddy Jones, Sergio Rodriguez, Geoff Clark, Jay Jensen.

IN REVIEW — The 2006-07 Trail Blazers club made an 11-victory improvement over the previous season, but second-year Head Coach Nate McMillan had to employ a patched-together lineup in the season's final month and watch as Portland missed post-season action for the fourth straight season and only the fifth time in the last 31 years. Extended absences because of injuries by the team's leading scorer and rebounder Zach Randolph, center Joel Przybilla and talented rookies LaMarcus Aldridge and Brandon Roy were contributing factors. The Blazers posted their longest win streak of five in a row in December but were never above the break-even mark after the ninth game of the season. Zach Randolph, who led the Blazers in scoring and rebounding for a club-record fourth straight season, averaged 23.6 points and 10.1 rebounds. He wound up as the only player in the league with a 20-10 average for the year.

HONORS — Brandon Roy, the NBA rookie leader in points, assists and minutes, earned T-Mobile Rookie of the Year honors, netting 127 of 128 first-place votes, just one shy of being the third unanimous choice in league history. He was a unanimous pick on the T-Mobile All-Rookie first team. LaMarcus Aldridge, also a T-Mobile All-NBA Rookie First Team selection, led all rookies in blocked shots and was fourth in rebounding.

CHANGES — Bill Bayno is named an assistant coach; Kevin Pritchard named general manager on March 27. **DRAFT PICKS** — Tyrus Thomas, LSU; Joel Freeland, England; James White, Cincinnati. **KEY TRANSACTIONS** — Acquired draft rights to LaMarcus Aldridge and future 2nd round pick from Chicago for Viktor Khryapa and draft rights to Tyrus Thomas; traded Sebastian Telfair, Theo Ratliff and 2008 2nd round pick to Boston for Raef LaFrentz, Dan Dickau and draft rights to Randy Foye; traded draft rights to Randy Foye to Minnesota for draft rights to Brandon Roy; acquired draft rights to Sergio Rodriguez from Phoenix for cash considerations; traded draft rights to James White to Indiana for draft rights to Alexander Johnson and two future 2nd round picks; traded draft rights for Alexander Johnson to Memphis for a future 2nd round pick; traded Steve Blake, Ha Seung-Jin and Brian Skinner to Milwaukee for Jamaal Magloire; acquired Freddy Jones from Toronto in exchange for Juan Dixon.

Overall record: 32-50 (tie 24th in league, tie 12th in conference, tie 3rd in division)
Home record: 18-23 (tie, 26th in league), Road record: 14-27 (tie, 18th in league)

2006-07 PORTLAND TRAIL BLAZERS STATISTICS

	G	St	Min	FG	FGA	Pct.	3FG	3AT	Pct.	FT	FTA	Pct.	Off	Def	Reb	Ast.	PF-DQ	Stl	Blk	Pts	Avg.
Zach Randolph	68	67	2425	600	1286	.467	14	48	.292	394	481	.819	199	489	688	147	184-1	53	15	1608	23.6
Brandon Roy	57	55	2015	349	765	.456	55	146	.377	202	241	.838	58	192	250	230	139-1	67	10	955	16.8
Jarrett Jack	79	79	2651	320	705	.454	63	180	.350	243	279	.871	18	190	208	417	202-0	86	9	946	12.0
Travis Outlaw	67	1	1532	246	567	.434	10	37	.270	143	181	.790	65	152	217	52	150-1	61	74	645	9.6
LaMarcus Aldridge	63	22	1392	241	479	.503	0	2	.000	83	115	.722	144	168	312	24	186-3	22	73	565	9.0
Juan Dixon*	55	1	1243	189	444	.426	52	143	.364	60	72	.833	16	69	85	82	112-0	49	7	490	8.9
Ime Udoka	75	75	2144	237	514	.461	89	219	.406	66	89	.742	95	184	279	112	207-2	71	17	629	8.4
Martell Webster	82	27	1759	195	492	.396	91	250	.364	93	132	.705	43	197	240	52	126-0	35	19	574	7.0
Jamaal Magloire	81	23	1703	199	395	.504	0	0	---	131	242	.541	151	341	492	30	226-0	21	66	529	6.5
Freddy Jones	24	3	449	43	112	.384	7	27	.259	22	26	.846	7	26	33	53	41-1	18	4	115	4.8
Raef LaFrentz	27	9	352	39	102	.382	2	23	.087	20	26	.769	25	45	70	8	57-2	7	11	100	3.7
Sergio Rodriguez	67	1	862	101	239	.423	24	85	.282	21	26	.808	20	71	91	218	72-0	35	2	247	3.7
Dan Dickau	50	3	444	54	151	.358	16	61	.262	42	53	.792	7	36	43	70	55-0	14	1	166	3.3
Stephen Graham	14	1	165	17	40	.425	3	11	.273	8	9	.889	6	15	21	5	25-0	4	1	45	3.2
Joel Przybilla	43	43	701	37	78	.474	0	0	---	10	27	.370	59	109	168	12	124-0	10	67	84	2.0
Luke Schenscher	11	0	118	7	23	.304	0	0	---	5	7	.714	10	15	25	1	25-2	2	4	19	1.7
Jeremy Richardson	1	0	1	0	0	---	0	0	---	0	0	---	0	0	0	0	0-0	0	0	0	0.0
Portland	82		19955	2874	6392	0.45	426	1232	.346	1543	2006	0.769	923	2299	3222	1513	1931-13	555	380	7717	94.1
Opponents	82		19955	2962	6292	0.471	467	1293	.361	1678	2157	0.778	850	2347	3197	1703	1750-20	539	380	8069	98.4

*Did not complete season with Trail Blazers

2006-07

Date	Opponent	Score	Record	Home	Road	Scoring Leader	Rebounding Leader
1. 11/1	@ Seattle	110-106	W	1-0		30 Randolph	10 Randolph
2. 11/3	@ Golden State	89-102	L	1-1		22 Randolph	11 Randolph
3. 11/4	Minnesota	88-86	W	2-1	1-0	18 Outlaw	15 Outlaw
4. 11/6	@ L.A. Clippers	89-102	L	2-2		35 Randolph	13 Randolph
5. 11/8	L.A. Lakers	101-90	W	3-2	2-0	36 Randolph	11 Magloire
6. 11/10	N.O./Okla.City	92-91	W	4-2	3-0	31 Randolph	12 Randolph
7. 11/12	Dallas	96-103	L	4-3	3-1	20 Randolph, Jack	9 Randolph
8. 11/14	@ Minnesota	89-101	L	4-4		26 Randolph	9 Randolph
9. 11/15	@ Cleveland	87-100	L	4-5		26 Randolph	11 Randolph
10. 11/17	@ Boston	90-118	L	4-6		23 Randolph	12 Randolph
11. 11/18	@ New Jersey	86-68	W	5-6		20 Randolph	16 Randolph
12. 11/20	San Antonio	98-107	L	5-7	3-2	23 Randolph	8 Randolph
13. 11/22	New Jersey	100-97	W	6-7	4-2	25 Randolph	8 Randolph, Aldridge
14. 11/25	@ Sacramento	85-105	L	6-8		24 Randolph	8 Randolph
15. 11/26	Phoenix	101-119	L	6-9	4-3	22 Outlaw	9 Randolph
16. 11/28	Indiana	97-105	L	6-10	4-4	30 Randolph	11 Randolph
17. 12/1	Orlando	89-91	L	6-11	4-5	28 Randolph	13 Randolph
18. 12/3	Atlanta	96-107	L	6-12	4-6	30 Randolph	8 Aldridge
19. 12/5	@ Detroit	88-85	W	7-12		31 Randolph	13 Randolph
20. 12/6	@ Milwaukee	94-102 (ot)	L	7-13		30 Jack	14 Randolph
21. 12/8	@ Indiana	95-108	L	7-14		29 Randolph	7 Magloire
22. 12/10	@ Toronto	93-83	W	8-14		4-8 Jack, Webster	10 Magloire
23. 12/11	@ Philadelphia	81-79	W	9-14		18 Randolph	10 Randolph
24. 12/13	@ Memphis	85-79	W	10-14		21 Randolph	11 Randolph
25. 12/15	L.A. Clippers	109-99	W	11-14	5-6	26 Randolph	9 Magloire
26. 12/20	Houston	89-87	W	12-14	6-6	24 Randolph	13 Randolph
27. 12/22	Toronto	100-101(ot)	L	12-15	6-7	20 Randolph	15 Magloire
28. 12/26	@ Phoenix	87-110	L	12-16		18 Randolph, Jack	14 Randolph
29. 12/27	N.O./Okla.City	100-85	W	13-16	7-7	26 Randolph	11 Randolph
30. 12/29	Philadelphia	95-98	L	13-17	7-8	15 Roy	12 Randolph
31. 12/30	@ Utah	86-96	L	13-18		34 Randolph	13 Randolph
32. 1/1	Boston	81-89	L	13-19	7-9	18 Roy	13 Magloire
33. 1/3	New York	81-99	L	13-20	7-10	15 Randolph	9 Randolph
34. 1/6	@ Sacramento	110-105 (ot)	W	14-20		32 Randolph	15 Randolph
35. 1/7	Miami	90-93	L	14-21	7-11	18 Roy	7 Magloire, Webster
36. 1/9	@ San Antonio	84-98	L	14-22		7-11 Randolph	9 Randolph
37. 1/10	@ Dallas	74-99	L	14-23		7-12 Randolph	6 Magl., Webster, Roy, Aldridge
38. 1/12	Sacramento	95-87	W	15-23	8-11	23 Randolph	12 Randolph
39. 1/14	Denver	93-109	L	15-24	8-12	23 Rodriguez	7 LaFrentz
40. 1/17	Cleveland	94-76	W	16-24	9-12	26 Randolph	12 Randolph
41. 1/19	@ Phoenix	101-106	L	16-25		7-13 Randolph	15 Randolph
42. 1/21	Milwaukee	99-95	W	17-25	10-12	28 Roy	12 Randolph
43. 1/24	Minnesota	101-98 (ot)	W	18-25	11-12	22 Randolph	15 Randolph
44. 1/26	@ Houston	69-99	L	18-26		7-14 Randolph	8 Webster
45. 1/27	@ Memphis	135-132 (2ot)	W	19-26		8-14 Randolph	12 Randolph
46. 1/29	@ N.O./Okla.City	91-103	L	19-27		8-15 Randolph	13 Randolph
47. 1/31	Denver	100-91	W	20-27	12-12	26 Randolph	17 Randolph
48. 2/2	@ Denver	107-114 (ot)	L	20-28		8-16 Randolph	9 Randolph
49. 2/3	Chicago	86-88	L	20-29	12-13	27 Randolph	7 Randolph
50. 2/6	Phoenix	102-109 (ot)	L	20-30	12-14	33 Randolph	10 Randolph
51. 2/9	@ Charlotte	108-100 (ot)	W	21-30		9-16 Randolph	9 Randolph
52. 2/11	@ Washington	94-73	W	22-30		10-16 Jack, Aldridge	10 Aldridge
53. 2/13	@ Miami	85-104	L	22-31		10-17 Randolph	7 Udoka
54. 2/14	@ Orlando	91-103	L	22-32		10-18 Randolph	10 Randolph
55. 2/20	Utah	103-100	W	23-32	13-14	27 Roy	12 Randolph
56. 2/21	@ L.A. Lakers	112-108	W	24-32		11-18 Jack	9 Randolph
57. 2/23	Memphis	102-103	L	24-33	13-15	25 Randolph	10 Magloire
58. 2/26	@ Seattle	73-97	L	24-34		11-19 Outlaw	8 Randolph, Aldridge
59. 3/1	Charlotte	127-90	W	25-34	14-15	30 Aldridge 8 Roy	
60. 3/3	Sacramento	96-104	L	25-35	14-16	24 Randolph	12 Randolph
61. 3/6	San Antonio	94-99	L	25-36	14-17	19 Roy	12 Randolph
62. 3/11	Golden State	106-87	W	26-36	15-17	26 Roy	13 Randolph
63. 3/13	@ Denver	99-107	L	26-37		11-20 Randolph	17 Aldridge
64. 3/14	Detroit	75-87	L	26-38	15-18	21 Randolph	11 Randolph
65. 3/16	@ L.A. Lakers	111-116 (ot)	L	26-39		11-21 Randolph	10 Aldridge
66. 3/18	Seattle	77-95	L	26-40	15-19	16 Randolph	12 Magloire
67. 3/20	Washington	100-98	W	27-40	16-19	25 Aldridge 12 Roy	
68. 3/22	@ New York	92-86	W	28-40		12-21 Roy	16 Magloire
69. 3/23	@ Atlanta	102-100 (ot)	W	29-40		13-21 Aldridge 16 Magloire	
70. 3/25	@ Minnesota	93-94	L	29-41		13-22 Roy	9 Magloire, Randolph
71. 3/26	@ Chicago	89-100	L	29-42		13-23 Randolph	20 Aldridge 8 Randolph, Aldridge
72. 3/29	Memphis	92-96	L	29-43	16-20	43 Randolph	17 Randolph
73. 3/31	L.A. Clippers	86-99	L	29-44	16-21	23 Roy	6 Magloire
74. 4/4	Utah	94-89	W	30-44	17-21	29 Roy	12 Magloire
75. 4/6	@ Houston	85-78	W	31-44		14-23 Roy	14 Magloire
76. 4/7	@ Dallas	74-86	L	31-45		14-24 Jack	9 Magloire
77. 4/9	@ San Antonio	96-112	L	31-46		14-25 Jack, Magloire	5 Magloire, Roy, Udoka, Outlaw
78. 4/11	Houston	95-99	L	31-47	17-22	20 Roy	10 Magloire
79. 4/13	@ L.A. Clippers	89-107	L	31-48		14-26 Roy	6 Magloire, Roy
80. 4/14	Seattle	108-102	W	32-48	18-22	25 Jack	15 Magloire
81. 4/16	@ Utah	93-130	L	32-49		14-27 Outlaw	6 LaFrentz
82. 4/18	Golden State	98-120	L	32-50	18-23	36 Outlaw	11 Magloire



Left to right, first row: John Townsend, Monty Williams, Nate McMillan, Larry Miller, Paul Allen, Kevin Pritchard, Tom Penn, Maurice Lucas, Dean Demopoulos. Second row: Martell Webster, Josh McRoberts, LaMarcus Aldridge, Joel Przybilla, Greg Oden, Raef LaFrentz, Channing Frye, Travis Outlaw, Brandon Roy. Third row: Bob Medina, Kaleb Canales, Steve Blake, Jarrett Jack, James Jones, Von Wafer, Sergio Rodriguez, Geoff Clark, Jay Jensen.

IN REVIEW — With a nine-game improvement from the season prior, the 2007-08 Trail Blazers posted a 41-41 record, marking the first time Portland finished the regular season at .500 or better since 2003-04. The league's youngest team ran off 13 straight wins in December, the second-longest winning stretch in franchise history. During the month, Nate McMillan was named Western Conference Coach of the Month and Brandon Roy became only the second Trail Blazer to earn Western Conference Player of the Week honors in back-to-back weeks. In a season of peaks and valleys, Portland started out 5-12 before running its record to a season-best nine games above .500 at 22-13 and finishing the year an even 41-41, good for third in the Northwest Division and 10th in the Western Conference. Brandon Roy averaged a team-best 19.1 points and 5.8 assists, and became the first Trail Blazers player to be named to the All-Star Game since 2001. Along with Roy, LaMarcus Aldridge (17.8), Travis Outlaw (13.3), Martell Webster (10.7) and Steve Blake (8.5) all eclipsed career highs in scoring.

HONORS — Brandon Roy was named a Western Conference All-Star and two-time Western Conference Player of the Week. He finished second among sophomores in scoring (19.1) and first in assists (5.8). Right behind Roy, LaMarcus Aldridge ranked third among second-year players at 17.8 points per game and led all sophomores with 7.6 rebounds. Nate McMillan was named Western Conference Coach of the Month for December, becoming the first Portland coach to earn the honor in the 21st century.

CHANGES — Joe Prunty is named an assistant coach; Tom Penn is named assistant general manager. **DRAFT PICKS** — Greg Oden, Ohio State; Josh McRoberts, Duke; Derrick Byars, Vanderbilt; Taurean Green, Florida; Demetris Nichols, Syracuse. **KEY TRANSACTIONS** — Acquired draft rights to Petteri Koponen from Philadelphia in exchange for cash considerations and draft rights to Derrick Byars; traded Zach Randolph, Freddy Jones, Dan Dickau and Demetris Nichols' draft rights to New York in exchange for Channing Frye, Steve Francis and the Knicks' second-round pick in 2008; acquired James Jones and draft rights to Rudy Fernandez from Phoenix in exchange for cash considerations; signed Steve Blake; re-signed Travis Outlaw; acquired Von Wafer from Denver in exchange for Taurean Green; waived Darius Miles.

Overall record: 41-41 (tie 15th in league, 10th in conference, 3rd in division)
Home record: 28-13 (11th in league), Road record: 13-28 (tie, 18th in league)

2007-08 PORTLAND TRAIL BLAZERS STATISTICS

	G	St	Min	FG	FGA	Pct.	3FG	3AT	Pct.	FT	FTA	Pct.	Off	Def	Reb	Ast.	PF-DQ	Stl	Blk	Pts	Avg.
Roy	74	74	2792	531	1170	.454	73	215	.340	281	373	.753	81	267	348	430	147-1	79	16	1416	19.1
Aldridge	76	76	2649	561	1160	.484	1	7	.143	227	298	.762	220	358	578	122	240-7	55	94	1350	17.8
Outlaw	82	6	2186	417	964	.433	40	101	.396	218	294	.741	96	280	376	106	173-0	59	63	1092	13.3
Webster	75	70	2132	277	656	.422	123	317	.388	122	166	.735	54	242	296	90	159-0	42	28	799	10.7
Jack	82	16	2229	267	620	.431	65	190	.342	215	248	.867	31	203	234	313	129-0	61	1	814	9.9
Blake	81	78	2424	261	640	.408	121	298	.406	49	64	.766	31	164	195	413	133-0	55	4	692	8.5
Jones	58	3	1276	143	327	.437	91	205	.444	86	98	.878	43	118	161	34	96-0	24	15	463	8.0
Frye	78	20	1342	221	453	.488	3	10	.300	85	109	.780	107	247	354	57	208-1	29	27	530	6.8
Przybilla	77	67	1819	144	250	.576	0	1	.000	83	122	.680	195	454	649	27	234-1	13	93	371	4.8
Rodriguez	72	0	628	69	196	.352	17	58	.293	25	38	.658	13	45	58	123	57-0	24	0	180	2.5
Green*	8	0	44	4	16	.250	1	8	.125	8	8	1.000	0	4	4	8	3-0	1	0	17	2.1
LaFrentz	39	0	291	27	61	.443	0	4	.000	11	19	.579	28	39	67	6	59-0	12	17	65	1.7
Wafer	8	0	64	7	23	.304	3	11	.273	2	4	.500	0	9	9	2	3-0	0	2	19	2.4
McRoberts	8	0	28	6	10	.600	0	1	.000	0	0	---	2	8	10	2	1-0	1	0	12	1.5
Portland	82		19905	2935	6546	.448	538	1426	.377	1412	1841	.767	901	2438	3339	1733	1642-10	455	360	7820	95.4
Opponents	82		19905	2983	6616	.451	533	1499	.356	1401	1828	.766	957	2465	3422	1714	1656-4	488	301	7900	96.3

*Did not complete season with Trail Blazers

2007-08

Date	Opponent	Score	Record	Home	Road	Scoring Leader	Rebounding Leader
1. 10/30	@ San Antonio	97-106	L	0-1	0-1	27 Aldridge 10 Przybilla	
2. 11/2	@ New Orleans	93-113	L	0-2	0-2	23 Roy	9 Aldridge
3. 11/3	@ Houston	80-89	L	0-3	0-3	23 Roy	8 Przy., Webster, Aldridge
4. 11/7	New Orleans	93-90	W	1-3	1-0	20 Jack	11 Przybilla
5. 11/9	Memphis	110-98	W	2-3	2-0	30 Aldridge 10 Aldridge	
6. 11/10	Dallas	91-82	W	3-3	3-0	32 Roy	10 Outlaw, Przybilla
7. 11/13	Detroit	102-94	W	4-3	4-0	22 Aldridge 10 Przybilla, Aldridge	
8. 11/14	@ Denver	93-110	L	4-4	0-4	15 Aldridge 9 Aldridge	
9. 11/16	@ Philadelphia	88-92	L	4-5	0-5	25 Roy, Aldridge	7 Przybilla
10. 11/17	@ Washington	90-109	L	4-6	0-6	18 Jack, Aldridge	10 Aldridge
11. 11/19	@ Charlotte	92-101	L	4-7	0-7	18 Jack	8 Frye
12. 11/21	New Jersey	101-106	L	4-8	4-1	25 Roy	8 Aldridge
13. 11/23	Sacramento	87-84	W	5-8	5-1	28 Aldridge 12 Aldridge	
14. 11/26	Orlando	74-85	L	5-9	5-2	16 Aldridge 11 Przybilla	
15. 11/28	Indiana	89-95	L	5-10	5-3	26 Outlaw	10 Roy
16. 11/30	@ Dallas	80-91	L	5-11	0-8	22 Aldridge 12 Aldridge	
17. 12/2	@ San Antonio	79-100	L	5-12	0-9	17 Outlaw, Webster	11 Outlaw
18. 12/3	@ Memphis	106-105	W	6-12	1-9	26 Roy	9 Roy
19. 12/6	Miami	112-106	W	7-12	6-3	25 Roy	10 Aldridge
20. 12/9	Milwaukee	117-113 (ot)	W	8-12	7-3	26 Roy	8 Roy
21. 12/11	@ Utah	97-89	W	9-12	2-9	25 Webster 10 Przybilla	
22. 12/12	Golden State	105-95	W	10-12	8-3	22 Outlaw	10 Przybilla
24. 12/16	@ Denver	116-105	W	12-12	3-9	26 Roy	11 Przybilla
25. 12/17	New Orleans	88-76	W	13-12	10-3	24 Roy	11 LaFrentz
26. 12/19	Toronto	101-96	W	14-12	11-3	25 Roy	9 Roy
27. 12/21	Denver	99-96	W	15-12	12-3	19 Webster 10 Frye	
28. 12/25	Seattle	89-79	W	16-12	13-3	17 Jack, Roy	16 Przybilla
29. 12/28	Minnesota	109-98	W	17-12	14-3	22 Roy	8 Aldridge
30. 12/30	Philadelphia	97-72	W	18-12	15-3	22 Roy	9 Frye
31. 12/31	@ Utah	101-111	L	18-13	3-10	36 Aldridge 5 Jack	
32. 1/2	@ Minnesota	90-79	W	19-13	4-10	24 Roy	11 Aldridge
33. 1/3	@ Chicago	115-109 (2ot)	W	20-13	5-10	25 Roy	13 Aldridge
34. 1/5	Utah	103-89	W	21-13	16-3	26 Webster 8 Przybilla, Aldridge	
35. 1/9	Golden State	109-91	W	22-13	17-3	24 Blake	10 Przybilla
36. 1/13	@ Toronto	109-116 (2ot)	L	22-14	5-11	33 Roy	9 Jack, Przybilla, Aldridge
38. 1/16	@ Boston	90-100	L	23-15	6-12	22 Roy	9 Przybilla
39. 1/18	@ Miami	98-91	W	24-15	7-12	24 Roy	9 Przybilla
41. 1/21	@ Atlanta	111-109 (ot)	W	25-16	8-13	23 Outlaw	7 Frye, Webster
42. 1/23	@New Orleans	81-96	L	25-17	8-14	17 Aldridge 8 Aldridge	
43. 1/25	Houston	79-89	L	25-18	17-4	23 Roy	6 Aldridge
44. 1/27	Atlanta	94-93	W	26-18	18-4	24 Roy	8 Aldridge
45. 1/30	Cleveland	83-84	L	26-19	18-5	16 Roy, Aldridge	9 Przybilla, Aldridge
46. 2/1	New York	94-88 (ot)	W	27-19	19-5	20 Roy	10 Roy
47. 2/4	Denver	103-105 (ot)	L	27-20	19-6	26 Roy	12 Aldridge
48. 2/6	Chicago	100-97	W	28-20	20-6	28 Roy	6 Aldridge
49. 2/8	@ Detroit	82-91	L	28-21	8-15	22 Aldridge 6 Przybilla, Aldridge	
50. 2/9	@ Indiana	93-101	L	28-22	8-16	21 Aldridge 11 Przybilla, Aldridge	
51. 2/11	@ Houston	83-95	L	28-23	8-17	22 Aldridge 9 Przybilla	
52. 2/13	@ Dallas	76-96	L	28-24	8-18	25 Roy	7 Przybilla
53. 2/19	Sacramento	94-105	L	28-25	20-7	23 Outlaw	9 Przybilla
54. 2/21	Seattle	92-88	W	29-25	21-7	19 Outlaw, Roy	14 Roy
55. 2/22	@ Seattle	87-99	L	29-26	8-19	26 Outlaw	10 Przybilla
56. 2/24	Boston	102-112	L	29-27	21-8	24 Outlaw	9 Przybilla
57. 2/26	@ L.A. Lakers	83-96	L	29-28	8-20	24 Aldridge 16 Przybilla	
58. 2/27	@ L.A. Clippers	82-80	W	30-28	9-20	21 Jack	9 Przybilla
59. 2/1	L.A. Lakers	119-111	W	31-28	22-8	22 Aldridge 12 Przybilla	
60. 3/2	@ Golden State	104-110	L	31-29	9-21	26 Roy	10 Przybilla
61. 3/4	Phoenix	92-97	L	31-30	22-9	25 Roy	9 Aldridge
62. 3/7	@ Milwaukee	103-101	W	32-30	10-21	29 Aldridge 15 Przybilla	
63. 3/8	@ New York	120-114 (ot)	W	33-30	11-21	27 Roy	11 Przybilla
64. 3/10	@ Cleveland	80-88	L	33-31	11-22	25 Aldridge 10 Webster, Aldridge	
65. 3/11	@ Minnesota	103-96	W	34-31	12-22	27 Roy	10 Przybilla
66. 3/13	@ Sacramento	85-96	L	34-32	12-23	21 Roy	10 Przybilla
67. 3/15	Minnesota	107-96	W	35-32	23-9	26 Aldridge 13 Przybilla	
68. 3/18	Phoenix	98-111	L	35-33	23-10	31 Aldridge 8 Aldridge	
69. 3/21	L.A. Clippers	107-102	W	36-33	24-10	22 Aldridge 12 Aldridge	
71. 3/24	@ Seattle	84-97	L	37-34	13-24	22 Webster 13 Przybilla	
72. 3/25	Washington	102-82	W	38-34	25-10	23 Webster 17 Przybilla	
73. 3/27	@ Golden State	95-111	L	38-35	13-25	22 Blake	9 Przybilla
74. 3/29	Charlotte	85-93	L	38-36	25-11	26 Outlaw	18 Przybilla
75. 4/2	@ L.A. Lakers	91-104	L	38-37	13-26	23 Outlaw, Webster	12 Aldridge
76. 4/3	Houston	86-95	L	38-38	25-12	23 Aldridge 15 Przybilla	
77. 4/6	San Antonio	65-72	L	38-39	25-13	18 Roy	11 Aldridge
78. 4/8	L.A. Lakers	112-103	W	39-39	26-13	23 Roy	16 Aldridge
79. 4/11	@ Sacramento	86-103	L	39-40	13-27	24 Aldridge 15 Aldridge	
80. 4/12	Dallas	108-105	W	40-40	27-13	23 Roy	10 Frye
81. 4/15	Memphis	113-91	W	41-40	28-13	20 Jones	9 Outlaw
82. 4/16	@ Phoenix	91-100	L	41-41	13-28	24 Outlaw	12 Outlaw



Left to right, first row: John Townsend, Monty Williams, Nate McMillan, Larry Miller, Paul Allen, Kevin Pritchard, Tom Penn, Maurice Lucas, Dean Demopoulos, Joe Prunty. Second row: Brandon Roy, Martell Webster, Shavlik Randolph, LaMarcus Aldridge, Joel Przybilla, Greg Oden, Channing Frye, Travis Outlaw, Nicolas Batum, Michael Ruffin, Rudy Fernandez. Third row: Bob Medina, Kaleb Canales, Bill Bayno, Jerryd Bayless, Steve Blake, Sergio Rodriguez, Geoff Clark, Jay Jensen, Tim Grass, Dana Sinclair.

IN REVIEW — Portland's 54 wins marked its best total since 1999-2000 and a 13-game leap from 2007-08. The Trail Blazers won their final six contests and 10 of the last 11 to claim a share of the Northwest Division title with Denver and home court advantage as the fourth seed in the Western Conference Playoffs, marking Portland's first playoff berth since 2003. The Trail Blazers dropped their first round series with Houston, 4-2. The team's 34 home wins were its most since moving to the Moda Center in 1995, and Portland never lost at home when leading at halftime (26-0). Its 22-8 record against the Eastern Conference led all teams in the West. The Trail Blazers dominated the backboards, leading the NBA in percentage of shots rebounded on the offensive glass and overall. Brandon Roy was named an All-Star for the second straight season and led Portland with a career-high 22.6 points. LaMarcus Aldridge (18.1), Travis Outlaw (12.8), Steve Blake (11.0, career high) and rookie Rudy Fernandez (10.4) also averaged double figures in scoring.

HONORS — Brandon Roy became the first Trail Blazer to be named to an All-NBA Team (Second Team) since 1991-92. Roy was also named a Western Conference All-Star and two-time Western Conference Player of the Week. He finished 10th in the NBA in scoring (22.6). Nate McMillan was named Western Conference Coach of the Month for April after leading the team to a 7-1 record. Rudy Fernandez earned All-Rookie Second Team honors.

CHANGES — Bill Bayno is named an assistant coach. **DRAFT PICKS** — Brandon Rush, Kansas; Joey Dorsey, Memphis; Omer Asik, Turkey; Mike Taylor, Idaho (D-League). **KEY TRANSACTIONS** — Acquired draft rights to Darrell Arthur from New Orleans for cash considerations; Acquired draft rights to Nicolas Batum from Houston in exchange for draft rights to Darrell Arthur and Joey Dorsey; Sent draft rights to Omer Asik to Chicago in exchange for three second round draft picks from Chicago and Denver; Sent draft rights to Mike Taylor to the L.A. Clippers in exchange for a 2009 second round draft pick; Acquired Ike Diogu and draft rights to Jerryd Bayless in exchange for Jarrett Jack, Josh McRoberts, draft rights to Brandon Rush and cash considerations; Acquired Michael Ruffin in exchange for Ike Diogu as part of three-team trade involving Chicago and Sacramento.

Overall record: 54-28 (tie, 5th in league, tie, 2nd in conference, tie, 1st in division)
 Home record: 34-7 (4th in league), Road record: 20-21 (tie, 8th in league)
 Lost to Houston Rockets in Western Conference First Round, 4-2.

2008-09 PORTLAND TRAIL BLAZERS STATISTICS

	G	St	Min	FG	FGA	Pct.	3FG	3AT	Pct.	FT	FTA	Pct.	Off	Def	Reb	Ast.	PF-DQ	Stl	Blk	Pts	Avg.
Roy	78	78	2903	633	1318	.480	83	220	.377	416	505	.824	104	266	370	400	127	88	22	1765	22.6
Aldridge	81	81	3004	601	1243	.484	7	28	.25	261	334	.781	234	371	605	157	207	77	77	1470	18.1
Outlaw	81	6	2246	385	850	.453	89	236	.377	175	242	.723	70	261	331	83	168	47	57	1034	12.8
Blake	69	69	2188	277	647	.428	140	328	.427	63	75	.840	28	145	173	348	126	69	4	757	11.0
Fernandez	78	4	1993	268	630	.425	159	398	.399	120	143	.839	47	160	207	159	111	69	12	815	10.4
Oden	61	39	1314	198	351	.564	0	0	---	144	226	.637	169	255	424	31	238	25	69	540	8.9
Przybilla	82	43	1952	168	269	.625	0	1	1.000	112	169	.663	204	513	717	27	215	34	97	448	5.5
Batum	79	76	1454	161	361	.446	62	168	.369	42	52	.808	84	136	220	74	139	50	40	426	5.4
Rodriguez	80	13	1225	129	329	.392	37	114	.325	61	77	.792	43	87	130	286	133	54	2	356	4.5
Bayless	53	0	655	69	189	.365	7	27	.259	83	103	.806	8	49	57	78	81	16	2	228	4.3
Frye	63	1	746	113	267	.423	11	33	.333	26	36	.722	41	99	140	24	106	17	16	263	4.2
Randolph	10	0	37	8	13	.615	1	1	1.000	1	4	.250	10	8	18	0	4	0	1	18	1.8
Diogu*	19	0	73	6	19	.316	0	0	---	15	20	.750	12	5	17	0	9	1	2	27	1.4
Ruffin	11	0	35	2	7	.286	0	0	---	2	2	1.000	6	5	11	0	7	3	1	6	0.5
Webster	1	0	5	0	1	.000	0	1	0	0	0	---	0	0	0	0	0	0	0	0	0.0
Portland	82		19830	3018	6494	.465	596	1555	.383	1521	1988	.765	1060	2360	3420	1667	1671	550	402	8153	99.4
Opponents	82		19830	2899	6302	.460	487	1301	.374	1430	1780	.803	786	2190	2976	1590	1733	514	319	7715	94.1

*Did not complete season with Trail Blazers

2008-09

Date	Opponent	Score	Record	Home	Road	Scoring Leader	Rebounding Leader
1. 10/28	@ L.A. Lakers	76-96	L	0-1		18 Outlaw	11 Przybilla
2. 10/31	San Antonio	100-99	W	1-1	1-0	26 Roy	8 Fernandez
3. 11/1	@ Phoenix	96-107	L	1-2		20 Fernandez,Roy	9 Przybilla
4. 11/5	@ Utah	96-103	L	1-3		18 Roy,Aldridge	16 Przybilla
5. 11/6	Houston	101-99 (ot)	W	2-3	2-0	27 Aldridge 13 Outlaw	
6. 11/8	Minnesota	97-93	W	3-3	3-0	24 Roy,Aldridge	13 Aldridge
7. 11/10	@ Orlando	106-99	W	4-3		27 Roy	11 Aldridge
8. 11/12	@ Miami	104-96	W	5-3		25 Fernandez	10 Przybilla
9. 11/14	@ New Orleans	82-97	L	5-4		21 Roy	11 Oden
10. 11/15	@ Minnesota	88-83	W	6-4		24 Roy	8 Oden,Przybilla
11. 11/18	@ Golden State	106-111	L	6-5		22 Oden,Roy	10 Oden
12. 11/19	Chicago	116-74	W	7-5	4-0	20 Roy	10 Oden
13. 11/21	@ Sacramento	117-96	W	8-5		20 Blake	10 Przybilla
14. 11/22	@ Phoenix	92-102	L	8-6		26 Roy	8 Frye,Przybilla
15. 11/24	Sacramento	91-90	W	9-6	5-0	28 Roy	12 Przybilla
16. 11/26	Miami	106-68	W	10-6	6-0	17 Frye	10 Oden
17. 11/28	New Orleans	101-86	W	11-6	7-0	25 Roy	8 Oden
18. 11/30	@ Detroit	96-85	W	12-6		27 Aldridge 13 Oden	
19. 12/2	@ New York	104-97	W	13-6		23 Roy	14 Przybilla
20. 12/3	@ Washington	98-92	W	14-6		22 Roy	10 Oden
21. 12/5	@ Boston	78-93	L	14-7		13 Outlaw,Aldridge	8 Przybilla
22. 12/7	@ Toronto	98-97	W	15-7		20 Aldridge 10 Oden	
23. 12/9	Orlando	108-109	L	15-8	7-1	30 Roy	13 Aldridge
24. 12/11	@ Utah	88-97	L	15-9		33 Roy	9 Oden
25. 12/12	L.A. Clippers	112-120 (ot)	L	15-10	7-2	38 Roy	15 Oden
26. 12/16	Sacramento	109-77	W	16-10	8-2	29 Roy	14 Przybilla
27. 12/18	Phoenix	124-119	W	17-10	9-2	52 Roy	6 Outlaw,Przybilla
28. 12/22	@ Denver	89-97	L	17-11		20 Aldridge 8 Przybilla	
29. 12/23	Denver	101-92	W	18-11	10-2	22 Aldridge 19 Przybilla	
30. 12/25	Dallas	94-102	L	18-12	10-3	22 Roy	5 Oden,Przybilla,Roy
31. 12/27	Toronto	102-89	W	19-12	11-3	32 Roy	10 Oden
32. 12/30	Boston	91-86	W	20-12	12-3	21 Blake	11 Oden
33. 1/2	New Orleans	77-92	L	20-13	12-4	19 Fernandez	10 Aldridge
34. 1/4	@ L.A. Lakers	86-100	L	20-14		22 Aldridge 11 Aldridge	
35. 1/7	Detroit	84-83	W	21-14	13-4	26 Aldridge 7 Przybilla	
36. 1/10	Golden State	113-100	W	22-14	14-4	26 Aldridge 8 Oden	
37. 1/12	@ Chicago	109-95	W	23-14		33 Outlaw	13 Oden
38. 1/14	@ Philadelphia	79-100	L	23-15		27 Roy	9 Przybilla,Aldridge
39. 1/15	@ New Jersey	105-99	W	24-15		29 Roy	11 Przybilla
40. 1/17	@ Charlotte	97-102 (ot)	L	24-16		21 Aldridge 10 Przybilla	
41. 1/19	Milwaukee	102-85	W	25-16	15-4	24 Oden	15 Oden
42. 1/21	Cleveland	98-104	L	25-17	15-5	23 Roy	15 Przybilla
43. 1/24	Washington	100-87	W	26-17	16-5	22 Roy	14 Oden
44. 1/26	@ L.A. Clippers	113-88	W	27-17		33 Roy	8 Przybilla
45. 1/28	Charlotte	88-74	W	28-17	17-5	25 Aldridge 14 Oden	
46. 1/31	Utah	122-108	W	29-17	18-5	30 Roy	17 Przybilla
47. 2/2	@ New Orleans	97-89	W	30-17		22 Aldridge 11 Aldridge	
48. 2/4	@ Dallas	99-104	L	30-18		26 Roy	7 Roy
49. 2/6	@ Oklahoma City	93-102	L	30-19		32 Roy	9 Roy
50. 2/8	New York	109-108	W	31-19	19-5	23 Outlaw	12 Oden
51. 2/11	Oklahoma City	106-92	W	32-19	20-5	Roy 14	Przybilla
52. 2/12	@ Golden State	98-105	L	32-20		37 Roy	12 Outlaw
53. 2/18	Memphis	94-90	W	33-20	21-5	24 Roy	15 Przybilla
54. 2/20	Atlanta	108-98	W	34-20	22-5	27 Roy	11 Aldridge
55. 2/22	L.A. Clippers	116-87	W	35-20	23-5	28 Aldridge 10 Aldridge	
56. 2/24	@ Houston	94-98	L	35-21		24 Roy	8 Przybilla,Aldridge
57. 2/25	@ San Antonio	84-99	L	35-22		15 Frye	10 Przybilla
58. 2/27	@ Minnesota	102-82	W	36-22		19 Roy	10 Aldridge
59. 3/1	San Antonio	102-84	W	37-22	24-5	26 Aldridge,Roy	10 Przybilla
60. 3/4	Indiana	107-105	W	38-22	25-5	28 Roy	12 Przybilla
61. 3/5	@ Denver	90-106	L	38-23		22 Roy	12 Przybilla
62. 3/7	Minnesota	95-93	W	39-23	26-5	31 Roy	11 Aldridge
63. 3/9	L.A. Lakers	111-94	W	40-23	27-5	27 Roy	18 Przybilla
64. 3/11	Dallas	89-93	L	40-24	27-6	23 Aldridge 15 Przybilla	
65. 3/13	New Jersey	109-100	W	41-24	28-6	31 Roy	10 Outlaw,Aldridge
66. 3/15	@ Atlanta	80-98	L	41-25		29 Roy	14 Przybilla
67. 3/16	@ Memphis	103-92	W	42-25		22 Aldridge 13 Przybilla	
68. 3/18	@ Indiana	95-85	W	43-25		20 Roy	11 Przybilla
69. 3/19	@ Cleveland	92-97 (ot)	L	43-26		24 Roy	11 Przybilla
70. 3/21	@ Milwaukee	96-84	W	44-26		30 Roy	14 Przybilla
71. 3/23	Philadelphia	108-114 (ot)	L	44-27	28-7	24 Aldridge 12 Aldridge	
72. 3/26	Phoenix	129-109	W	45-27	29-7	29 Aldridge 12 Aldridge	
73. 3/28	Memphis	86-66	W	46-27	30-7	21 Roy	10 Przybilla
74. 3/31	Utah	125-104	W	47-27	31-7	26 Aldridge 9 Przybilla	
75. 4/3	@ Oklahoma City	107-72	W	48-27		35 Aldridge 8 Aldridge	
76. 4/5	@ Houston	88-102	L	48-28		22 Aldridge,Roy	9 Aldridge
77. 4/7	@ Memphis	96-93	W	49-28		24 Roy	8 Aldridge
78. 4/8	@ San Antonio	95-83	W	50-28		26 Roy	17 Przybilla
79. 4/10	L.A. Lakers	106-98	W	51-28	32-7	24 Roy	13 Przybilla
80. 4/11	@ L.A. Clippers	87-72	W	52-28		21 Aldridge 14 Przybilla	
81. 4/13	Oklahoma City	113-83	W	53-28	33-7	21 Outlaw	12 Przybilla
82. 4/15	Denver	104-76	W	54-28	34-7	21 Outlaw	8 Przybilla

See Playoff section for 2009 Playoff game-by-game scores



Left to right, first row: John Townsend, Monty Williams, Nate McMillan, Larry Miller, Paul Allen, Kevin Pritchard, Dean Demopoulos, Maurice Lucas, Joe Prunty, Bill Bayno. Second row: Brandon Roy, Martell Webster, Juwan Howard, LaMarcus Aldridge, Joel Przybilla, Greg Oden, Marcus Camby, Jeff Pendergraph, Nicolas Batum, Dante Cunningham, Rudy Fernandez. Third row: Matt Wilson, Kaleb Canales, Bob Medina, Travis Diener, Andre Miller, Jerrid Bayless, Patty Mills, Geoff Clark, Jay Jensen, Tim Grass.

IN REVIEW — The Trail Blazers posted their second straight 50-win season for the first time since 1999-2000 and 2000-01, and just the fifth time in franchise history. Portland won 13 of its last 17 games to finish with a mark of 50-32. After winning 12 of their last 16 road contests, the Trail Blazers finished the season 24-17 on the road, tied for the third-best road mark in team history and the best record away from home since 1999-2000 (29-12). Portland's 24 road wins were the second-most by a team in the Western Conference. Making their second straight playoff appearance, the Trail Blazers won Game 1 in Phoenix but fell to the Suns in the First Round by a count of 4-2. Portland led the NBA with a 15-4 mark (12-3 on the road) in the second games of back-to-back sets. The Trail Blazers allowed the fewest points per game (94.8) of any team in the West. Brandon Roy was named to the All-Star Team for the third consecutive year and averaged a team-high 21.5 points to go with 4.4 rebounds and 4.7 assists. LaMarcus Aldridge (17.9), Andre Miller (14.0), Greg Oden (11.1) and Nicolas Batum (10.1) also scored better than 10 points per game.

HONORS — Brandon Roy was named to an All-NBA Team (Third Team) for the second straight year, becoming just the third Trail Blazer to earn the honor at least twice. Roy was also named a Western Conference All-Star for the third time and Western Conference Player of the Week for the week ending March 14. Marcus Camby finished second in the NBA in rebounding (11.8) and fifth in blocked shots (1.97) in games with the L.A. Clippers and Portland.

DRAFT PICKS — Victor Claver, Spain; Dante Cunningham, Villanova; Jon Brockman, Washington; Patty Mills, St. Mary's. **KEY TRANSACTIONS** — Acquired draft rights to Jeff Pendergraph in exchange for Sergio Rodriguez, draft rights to Jon Brockman and cash considerations; Signed free agent Andre Miller; Acquired Marcus Camby in exchange for Steve Blake, Travis Outlaw and cash considerations.

Overall record: 50-32 (tie, 9th in league, tie, 6th in conference, tie, 3rd in division)
 Home record: 26-15 (tie, 13th in league), Road record: 24-17 (tie, 5th in league)
 Lost to Phoenix Suns in Western Conference First Round, 4-2.

2009-10 PORTLAND TRAIL BLAZERS STATISTICS

	G	St	Min	FG	FGA	Pct.	3FG	3AT	Pct.	FT	FTA	Pct.	Off	Def	Reb	Ast.	PF-DQ	Stl	Blk	Pts	Avg.
Roy	65	65	2419	491	1038	.473	73	221	.330	343	440	.780	73	212	285	305	136-0	61	16	1398	21.5
Aldridge	78	78	2922	579	1169	.495	5	16	.313	230	304	.757	192	435	627	160	231-2	67	48	1393	17.9
Miller	82	66	2500	404	908	.445	16	80	.200	322	392	.821	81	185	266	445	169-1	93	9	1146	14.0
Oden	21	21	502	92	152	.605	0	0	---	49	64	.766	64	114	178	19	84-1	8	48	233	11.1
Batum	37	25	918	139	268	.519	54	132	.409	43	51	.843	32	109	141	44	83-1	24	25	375	10.1
Outlaw*	11	0	231	38	101	.376	12	31	.387	21	24	.875	13	25	38	8	13-0	7	8	109	9.9
Webster	82	49	2005	259	639	.405	124	332	.373	126	155	.813	47	221	268	62	153-1	45	40	768	9.4
Bayless	74	11	1304	200	483	.414	29	92	.315	201	242	.831	18	102	120	172	152-1	26	5	630	8.5
Fernandez	62	2	1441	160	423	.378	98	266	.368	85	98	.867	35	129	164	127	87-0	62	11	503	8.1
Blake*	51	28	1397	143	355	.403	78	207	.377	24	32	.75	15	103	118	203	84-0	37	2	388	7.6
Camby	23	23	718	72	145	.497	0	1	.000	18	31	.581	83	172	255	35	56-0	26	47	162	7.0
Howard	73	27	1632	191	375	.509	0	1	.000	55	70	.786	108	227	335	61	191-1	27	10	437	6.0
Przybilla	30	9	681	45	86	.523	0	0	---	33	51	.647	72	166	238	8	95-2	8	43	123	4.1
Cunningham	63	2	707	106	214	.495	0	2	.000	31	48	.646	54	106	160	14	97-0	24	22	243	3.9
Pendergraph	39	4	405	43	65	.662	0	0	---	18	20	.900	25	73	98	1	76-0	7	16	104	2.7
Mills	10	0	38	10	24	.417	2	40	.500	4	7	.571	1	1	2	5	6-0	0	0	26	2.6
Randolph*	3	0	6	1	3	.333	0	0	---	2	21	.000	0	1	1	1	0-0	0	0	4	1.3
Diener	5	0	26	1	4	.250	0	2	.000	1	2	.500	0	1	1	4	1-0	1	0	3	0.6
Tolliver*	2	0	4	0	1	.000	0	1	.000	0	0	---	0	1	1	0	1-0	0	0	0	0.0
Portland	82	-	19855	2974	6453	0.461	491	1388	.354	1606	2033	.79	913	2383	3296	1674	1715-10	1012	350	8045	98.1
Opponents	82	-	19855	2950	6352	0.464	480	1399	.343	1394	1870	.745	801	2322	3123	1583	1767-21	1104	333	7774	94.8

*Did not complete season with Trail Blazers

2009-10

Date	Opponent	Score	Record	Home	Road	Scoring Leader	Rebounding Leader
1. 10/27	Houston	96-87	W	1-0	1-0	23 Outlaw	12 Oden
2. 10/29	Denver	94-97	L	1-1	1-1	30 Roy	9 Oden
3. 10/31	@ Houston	107-111	L	1-2	0-1	42 Roy	9 Oden
4. 11/1	@ Oklahoma City	83-74	W	2-2	1-1	18 Blake	10 Oden
5. 11/3	Atlanta	91-97	L	2-3	1-2	20 Aldridge 14 Aldridge	
6. 11/6	San Antonio	96-84	W	3-3	2-2	24 Roy	13 Przybilla
7. 11/8	Minnesota	116-93	W	4-3	3-2	21 Miller	13 Przybilla
8. 11/10	@ Memphis	93-79	W	5-3		20 Roy	12 Aldridge
9. 11/11	@ Minnesota	107-84	W	6-3	3-1	18 Oden	11 Oden,Przybilla
10. 11/13	@ New Orleans	86-78	W	7-3	4-1	20 Aldridge 13 Aldridge	
11. 11/14	@ Charlotte	80-74	W	8-3	5-1	25 Roy	7 Aldridge,Fernandez,Roy
12. 11/16	@ Atlanta	95-99 (ot)	L	8-4	5-2	19 Fernandez	9 Aldridge,Roy
13. 11/18	Detroit	87-81	W	9-4	4-2	20 Aldridge,Roy	10 Oden
14. 11/20	@ Golden State	94-108	L	9-5	5-3	19 Fernandez	9 Przybilla
15. 11/21	Minnesota	106-78	W	10-5	5-2	21 Webster 13 Webster	
16. 11/23	Chicago	122-98	W	11-5	6-2	24 Aldridge,Oden	13 Aldridge
17. 11/25	New Jersey	93-83	W	12-5	7-2	18 Oden	10 Przybilla
18. 11/27	Memphis	96-106	L	12-6	7-3	26 Roy	10 Oden
19. 11/28	@ Utah	92-108	L	12-7	5-4	19 Roy	5 Cunningham,Przy,Web
20. 12/1	Miami	100-107	L	12-8	7-4	25 Roy	20 Oden
21. 12/5	Houston	90-89	W	13-8	8-4	28 Roy	12 Przybilla
22. 12/7	@ New York	84-93	L	13-9		27 Roy	13 Aldridge
23. 12/9	@ Indiana	102-91	W	14-9	6-5	29 Roy	8 Aldridge,Przybilla
24. 12/11	@ Cleveland	99-104	L	14-10	6-6	23 Roy	11 Przybilla
25. 12/12	@ Milwaukee	101-108 (2ot)	L	14-11	6-7	31 Aldridge 11 Aldridge	
26. 12/15	Sacramento	95-88	W	15-11	9-4	25 Aldridge,Roy	10 Przybilla
27. 12/17	Phoenix	105-102	W	16-11	10-4	29 Bayless	10 Przybilla
28. 12/19	@ Orlando	83-92	L	16-12	6-8	33 Roy	10 Przybilla
29. 12/20	@ Miami	102-95	W	17-12	7-8	28 Roy	12 Przybilla
30. 12/22	@ Dallas	85-81	W	18-12	8-8	23 Roy	12 Aldridge
31. 12/23	@ San Antonio	98-94	W	19-12	9-8	31 Bayless	12 Howard
32. 12/25	Denver	107-96	W	20-12	11-4	41 Roy	13 Aldridge
33. 12/28	Philadelphia	93-104	L	20-13	11-5	24 Roy	12 Aldridge
34. 12/30	L.A. Clippers	103-99	W	21-13	12-5	25 Roy	14 Pendergraph
35. 1/2	Golden State	105-89	W	22-13	13-5	37 Roy	11 Webster
36. 1/4	@ L.A. Clippers	95-105	L	22-14	9-9	25 Webster 7 Pendergraph	
37. 1/5	Memphis	105-109	L	22-15	13-6	27 Roy	10 Miller
38. 1/8	L.A. Lakers	107-98	W	23-15	14-6	32 Roy	10 Howard
39. 1/10	Cleveland	94-106	L	23-16	14-7	34 Roy	13 Aldridge
40. 1/13	Milwaukee	120-108	W	24-16	15-7	22 Roy	7 Aldridge,Howard
41. 1/15	Orlando	102-87	W	25-16	16-7	24 Webster 14 Aldridge	
42. 1/18	@ Washington	92-97	L	25-17	9-10	22 Aldridge,Miller	15 Aldridge
43. 1/20	@ Philadelphia	98-90	W	26-17	10-10	24 Miller	9 Aldridge
44. 1/22	@ Boston	95-98 (ot)	L	26-18	10-11	28 Miller	12 Howard
45. 1/23	@ Detroit	97-93	W	27-18	11-11	28 Webster 8 Aldridge	
46. 1/25	New Orleans	97-98	L	27-19	16-8	16 Aldridge,Howard	7 Fernandez,Howard
47. 1/27	Utah	95-106	L	27-20	16-9	25 Aldridge 11 Howard	
48. 1/29	@ Houston	100-104	L	27-21	11-12	25 Fernandez	9 Batum
49. 1/30	@ Dallas	114-112 (ot)	W	28-21	12-12	52 Miller	12 Howard
50. 2/1	Charlotte	98-79	W	29-21	17-9	17 Aldridge 9 Batum	
51. 2/3	@ Utah	105-118	L	29-22	12-13	27 Aldridge 12 Aldridge	
52. 2/4	San Antonio	96-93	W	30-22	18-9	28 Aldridge 13 Aldridge	
53. 2/6	L.A. Lakers	82-99	L	30-23	18-10	16 Aldridge 7 Howard	
54. 2/9	Oklahoma City	77-89	L	30-24	18-11	22 Miller	15 Aldridge
55. 2/10	@ Phoenix	108-101	W	31-24	13-13	22 Aldridge 7 Miller	
56. 2/16	L.A. Clippers	109-87	W	32-24	19-11	28 Webster 9 Aldridge	
57. 2/19	Boston	76-96	L	32-25	19-12	16 Miller	9 Aldridge
58. 2/21	Utah	89-93 (ot)	L	32-26	19-13	23 Roy	18 Camby
59. 2/23	@ New Jersey	102-93	W	33-26	14-13	28 Roy	7 Aldridge
60. 2/24	@ Toronto	101-87	W	34-26	15-13	20 Roy	7 Fernandez,Miller
61. 2/26	@ Chicago	111-115 (ot)	L	34-27	15-14	32 Aldridge 11 Camby	
62. 2/27	@ Minnesota	110-91	W	35-27	16-14	31 Batum	7 Aldridge,Batum,Web
63. 3/1	@ Memphis	103-93	W	36-27	17-14	25 Roy	7 Camby,Roy
64. 3/3	Indiana	102-79	W	37-27	20-13	22 Roy	8 Cunningham
65. 3/7	@ Denver	106-118	L	37-28	17-15	24 Bayless	7 Aldridge,Howard
66. 3/9	Sacramento	88-81	W	38-28	21-13	19 Roy	8 Camby,Howard,Roy
67. 3/11	@ Golden State	110-105	W	39-28	18-15	41 Roy	17 Camby
68. 3/12	@ Sacramento	110-94	W	40-28	19-15	28 Roy	7 Camby
69. 3/14	Toronto	109-98	W	41-28	22-13	22 Aldridge,Batum	12 Aldridge
70. 3/19	Washington	76-74	W	42-28	23-13	19 Aldridge 19 Camby	
71. 3/21	@ Phoenix	87-93	L	42-29	19-16	23 Roy	16 Camby
72. 3/25	Dallas	101-89	W	43-29	24-13	20 Aldridge 11 Camby	
73. 3/27	@ New Orleans	112-101	W	44-29	20-16	28 Roy	14 Camby
74. 3/28	@ Oklahoma City	92-87	W	45-29	21-16	26 Miller	12 Camby
75. 3/31	New York	118-90	W	46-29	25-13	21 Aldridge 10 Camby	
76. 4/1	@ Denver	92-109	L	46-30	21-17	24 Miller	8 Camby
77. 4/3	@ Sacramento	98-87	W	47-30	22-17	24 Roy	15 Camby
78. 4/7	@ L.A. Clippers	93-85	W	48-30	23-17	27 Aldridge 12 Aldridge	
79. 4/9	Dallas	77-83	L	48-31	25-14	27 Aldridge 18 Camby	
80. 4/11	@ L.A. Lakers	91-88	W	49-31	24-17	24 Aldridge 17 Camby	
81. 4/12	Oklahoma City	103-95	W	50-31	26-14	30 Camby	13 Camby
82. 4/14	Golden State	116-122	L	50-32	26-15	23 Pendergraph	9 Bayless,Fernandez

See Playoff section for 2010 Playoff game-by-game scores



Left to right, first row: Dean Cooper, Bill Bayno, Kaleb Canales, Nate McMillan, Larry Miller, Paul Allen, Rich Cho, Bernie Bickerstaff, Bob Ociepka, Buck Williams. Second row: Bob Medina, Wesley Matthews, Rudy Fernandez, Nicolas Batum, LaMarcus Aldridge, Marcus Camby, Greg Oden, Chris Johnson, Luke Babbitt, Gerald Wallace, Brandon Roy, Tim Grass. Third row: Todd Forcier, Hersey Hawkins, Andre Miller, Elliot Williams, Armon Johnson, Patty Mills, Geoff Clark, Jay Jensen, Nick Thomas.

IN REVIEW — The Trail Blazers reached the playoffs for the third consecutive season for the first time since 2001-03. Portland went 5-2 in the month of April, when Nate McMillan was named Coach of the Month, to finish the year with a record of 48-34 and earn the sixth seed in the Western Conference. Portland fell, 4-2, to Dallas in the First Round of the 2011 NBA Playoffs. Portland posted a mark of 30-11 at the Moda Center, tied for the league's fifth-best home mark. The Trail Blazers shot a franchise-best 80.4 percent from the foul line. Portland won 14 times when tied or trailing entering the fourth quarter, second-most in the NBA. LaMarcus Aldridge earned his first All-NBA Team nod and averaged a team-high 21.8 points to go with 8.7 rebounds and 1.16 blocks. Aldridge became the third Trail Blazer to ever receive Player of the Month honors when he earned that designation in February after averaging a conference leading 27.8 points per game. Aldridge joined five other Trail Blazers with double-figure scoring averages (Wesley Matthews, 15.9; Gerald Wallace, 15.8; Andre Miller, 12.7; Nicolas Batum, 12.4; Brandon Roy, 12.2).

HONORS — LaMarcus Aldridge was named to the All-NBA Third Team. Aldridge was named Player of the Month in February, just the third Trail Blazer to receive such an honor. Nate McMillan earned Coach of the Month honors after leading Portland to a 5-2 mark in April.

DRAFT PICKS — Elliot Williams, Memphis; Armon Johnson, Nevada. **KEY TRANSACTIONS** — Acquired Ryan Gomes and draft rights to Luke Babbitt from Minnesota in exchange for Martell Webster; Signed free agent Wesley Matthews; Acquired Gerald Wallace from Charlotte in exchange for Joel Przybilla, Dante Cunningham, Sean Marks and two conditional first round picks.

Overall record: 48-34 (10th in league, 6th in conference, 3rd in division)
 Home record: 30-11 (tie, 5th in league), Road record: 18-23 (tie, 11th in league)
 Lost to Dallas Mavericks in Western Conference First Round, 4-2.

2010-11 PORTLAND TRAIL BLAZERS STATISTICS

	G	St	Min	FG	FGA	Pct.	3FG	3AT	Pct.	FT	FTA	Pct.	Off	Def	Reb	Ast.	PF	Stl	Blk	Pts	Avg.
Aldridge	81	81	3211	707	1415	.500	4	23	.174	351	444	.791	278	431	709	170	220	82	94	1769	21.8
Matthews	82	69	2758	440	979	.449	154	378	.407	266	315	.844	48	210	258	164	195	102	9	1300	15.9
Wallace	23	15	821	134	269	.498	27	80	.338	69	90	.767	39	136	175	57	63	46	15	364	15.8
Miller	81	81	2650	388	844	.460	4	37	.108	249	292	.853	97	205	302	566	171	114	12	1029	12.7
Batum	80	67	2522	367	807	.455	118	342	.345	138	164	.841	109	252	361	123	194	68	49	990	12.4
Roy	47	23	1310	209	523	.400	38	114	.333	117	138	.848	28	93	121	129	76	37	12	573	12.2
Fernandez	78	3	1821	213	575	.370	116	361	.321	126	146	.863	37	135	172	193	134	87	14	668	8.6
Mills	64	0	783	135	328	.412	47	133	.353	36	47	.766	19	32	51	109	63	27	1	353	5.5
Cunningham*	56	9	1108	126	291	.433	0	4	.000	32	45	.711	73	116	189	30	139	39	32	284	5.1
Camby	59	51	1540	117	294	.398	0	1	.000	43	70	.614	182	424	606	121	140	40	92	277	4.7
Barron	2	1	37	3	11	.273	0	0	---	1	2	.500	4	10	14	3	4	0	0	7	3.5
A. Johnson	38	0	277	46	101	.455	5	12	.417	13	22	.591	11	25	36	45	31	5	1	110	2.9
C. Johnson	10	1	106	7	18	.389	0	0	---	13	18	.722	11	16	27	2	18	3	6	27	2.7
Przybilla*	31	9	445	21	34	.618	0	0	---	13	23	.565	28	93	121	13	63	5	14	55	1.8
Marks*	29	0	208	19	44	.432	2	2	1.000	5	8	.625	16	24	40	4	44	3	5	45	1.6
Babbitt	24	0	137	15	55	.273	3	16	.188	3	9	.333	6	24	30	6	15	2	2	36	1.5
Oberto*	5	0	45	3	5	.600	0	0	---	1	2	.500	3	4	7	0	10	0	0	7	1.4
Collins*	5	0	24	1	6	.167	0	0	---	0	0	---	7	0	7	1	5	0	0	2	0.4
Portland	82	-	19805	2951	6599	.447	518	1503	.345	1476	1835	.804	996	2230	3226	1736	1585	660	358	7896	96.3
Opponents	82	-	19805	2904	6218	.467	529	1440	.367	1434	1869	.767	868	2385	3253	1573	1743	566	339	7771	94.8

*Did not complete season with Trail Blazers

2010-11

Date	Opponent	Score	Record	Home	Road	Scoring Leader	Rebounding Leader
1. 10/26	Phoenix	106-92	W	1-0	1-0	24 Roy	11 Batum
2. 10/27	@L.A. Clippers	98-88	W	2-0	1-0	22 Roy	14 Camby
3. 10/30	@New York	100-95	W	3-0	2-0	29 Roy	10 Aldridge
4. 11/1	@Chicago	98-110	L	3-1	2-1	33 Aldridge	11 Camby
5. 11/2	@Milwaukee	90-76	W	4-1	3-1	18 Matthews	13 Camby
6. 11/4	Oklahoma City	106-107 (ot)	L	4-2	1-1	22 Aldridge	12 Camby
7. 11/6	Toronto	97-84	W	5-2	2-1	26 Roy	16 Camby
8. 11/7	@L.A. Lakers	96-121	L	5-3	3-2	20 Miller	7 Camby
9. 11/9	Detroit	100-78	W	6-3	3-1	19 Aldridge 17 Aldridge	
10. 11/12	@Oklahoma City	108-110	L	6-4	3-3	24 Roy	6 Batum/Camby
11. 11/13	@New Orleans	87-107	L	6-5	3-4	16 Batum	12 Camby
12. 11/16	@Memphis	100-99	W	7-5	4-4	30 Matthews	17 Camby
13. 11/18	Denver	86-83	W	8-5	4-1	24 Aldridge 14 Camby	
14. 11/20	Utah	94-103	L	8-6	4-2	24 Aldridge 14 Camby	
15. 11/26	New Orleans	78-97	L	8-7	4-3	18 Roy	9 Aldridge
16. 11/28	@New Jersey	96-98	L	8-8	4-5	25 Matthews	10 Camby
17. 11/30	@Philadelphia	79-88	L	8-9	4-6	26 Matthews	12 Aldridge
18. 12/1	@Boston	95-99	L	8-10	4-7	23 Matthews	9 Camby
19. 12/3	@Washington	79-83	L	8-11	4-8	18 Roy	15 Aldridge
20. 12/5	L.A. Clippers	100-91	W	9-11	5-3	25 Matthews	19 Camby
21. 12/7	Phoenix	106-99	W	10-11	6-3	24 Matthews	6 Aldridge
22. 12/9	Orlando	97-83	W	11-11	7-3	22 Miller	13 Camby
23. 12/10	@Phoenix	101-94	W	12-11	5-8	26 Roy	18 Camby
24. 12/12	@San Antonio	78-95	L	12-12	5-9	17 Matthews 13 Camby	
25. 12/13	@Memphis	73-86	L	12-13	5-10	18 Matthews	14 Camby
26. 12/15	@Dallas	98-103	L	12-14	5-11	35 Aldridge 10 Aldridge	
27. 12/17	Minnesota	107-102	W	13-14	8-3	36 Aldridge 10 Aldridge	
28. 12/18	Golden State	96-95	W	14-14	9-3	17 Aldridge/Miller	12 Aldridge
29. 12/20	Milwaukee	106-80	W	15-14	10-3	29 Aldridge 19 Aldridge	
30. 12/25	@Golden State	102-109	L	15-15	5-12	25 Matthews	13 Camby
31. 12/27	@Utah	96-91	W	16-15	6-12	26 Aldridge 12 Camby	
32. 12/28	@Denver	77-95	L	16-16	6-13	18 Aldridge 13 Aldridge	
33. 12/30	Utah	100-89	W	17-16	11-3	30 Matthews	20 Camby
34. 1/2	Houston	100-85	W	18-16	12-3	25 Aldridge 13 Camby	
35. 1/4	@Dallas	81-84	L	18-17	6-14	28 Aldridge 20 Camby	
36. 1/5	@Houston	103-100	W	19-17	7-14	27 Aldridge 13 Aldridge	
37. 1/7	@Minnesota	108-98	W	20-17	8-14	36 Matthews	10 Aldridge
38. 1/9	Miami	100-107 (ot)	L	20-18	12-4	31 Aldridge 14 Aldridge/Camby	
39. 1/11	New York	86-100	L	20-19	12-5	19 Aldridge 16 Camby	
40. 1/14	@Phoenix	111-115	L	20-20	8-15	26 Matthews	15 Camby
41. 1/15	New Jersey	96-89	W	21-20	13-5	27 Aldridge 10 Camby	
42. 1/17	Minnesota	113-102	W	22-20	14-5	37 Aldridge 12 Aldridge	
43. 1/19	@Sacramento	94-90 (ot)	W	23-20	9-15	24 Batum	11 Przybilla
44. 1/20	L.A. Clippers	108-93	W	24-20	15-5	28 Aldridge/Matthews	8 Aldridge/Miller
45. 1/22	Indiana	97-92	W	25-20	16-5	25 Aldridge 12 Aldridge	
46. 1/24	Sacramento	81-96	L	25-21	16-6	21 Matthews	9 Batum
47. 1/27	Boston	78-88	L	25-22	16-7	17 Aldridge 16 Aldridge	
48. 2/1	San Antonio	99-86	W	26-22	17-7	40 Aldridge 11 Aldridge	
49. 2/2	@Denver	90-109	L	26-23	9-16	19 Matthews	9 Aldridge
50. 2/4	@Indiana	87-100	L	26-24	9-17	19 Fernandez	10 Aldridge
51. 2/5	@Cleveland	111-105	W	27-24	10-17	31 Matthews	10 Aldridge
52. 2/7	Chicago	109-103	W	28-24	18-7	42 Aldridge 8 Aldridge	
53. 2/11	@Toronto	102-96	W	29-24	11-17	37 Aldridge 10 Aldridge	
54. 2/13	@Detroit	105-100	W	30-24	12-17	36 Aldridge 7 Matthews	
55. 2/14	@Minnesota	95-81	W	31-24	13-17	23 Matthews	13 Cunningham
56. 2/16	New Orleans	103-96	W	32-24	19-7	34 Aldridge 8 Matthews	
57. 2/23	L.A. Lakers	101-106 (ot)	L	32-25	19-8	29 Aldridge 14 Aldridge	
58. 2/25	Denver	107-106 (ot)	W	33-25	20-8	24 Aldridge 14 Aldridge	
59. 2/27	Atlanta	83-90	L	33-26	20-9	20 Miller	8 Aldridge
60. 3/1	Houston	87-103	L	33-27	20-10	22 Batum	10 Wallace
61. 3/2	@Sacramento	107-102	W	34-27	14-17	21 Matthews	13 Camby
62. 3/5	Charlotte	93-69	W	35-27	21-10	26 Aldridge 10 Camby	
63. 3/7	@Orlando	89-85	W	36-27	15-17	24 Aldridge 10 Camby/Wallace	
64. 3/8	@Miami	105-96	W	37-27	16-17	26 Aldridge	9 Wallace
65. 3/11	@Charlotte	92-97	L	37-28	16-18	20 Matthews	11 Camby
66. 3/12	@Atlanta	82-91	L	37-29	16-19	22 Aldridge 12 Wallace	
67. 3/15	Dallas	104-101	W	38-29	22-10	30 Aldridge 8 Aldridge/Camby	
68. 3/17	Cleveland	111-70	W	39-29	23-10	20 Aldridge 11 Aldridge	
69. 3/19	Philadelphia	110-101	W	40-29	24-10	28 Matthews	7 Aldridge
70. 3/20	@L.A. Lakers	80-84	L	40-30	16-20	25 Batum	11 Camby
71. 3/22	Washington	111-76	W	41-30	25-10	28 Wallace	12 Batum
72. 3/25	San Antonio	98-96	W	42-30	26-10	21 Batum/Miller	10 Wallace
73. 3/27	@Oklahoma City	90-99	L	42-31	16-21	40 Wallace 13 Camby	
74. 3/28	@San Antonio	100-92	W	43-31	17-21	26 Miller	13 Batum
75. 3/30	@New Orleans	91-95	L	43-32	17-22	24 Aldridge 15 Aldridge	
76. 4/1	Oklahoma City	98-91	W	44-32	27-10	32 Aldridge 8 Aldridge	
77. 4/3	Dallas	104-96	W	45-32	28-10	19 Wallace	8 Aldridge/Wallace
78. 4/5	Golden State	87-108	L	45-33	28-11	17 Aldridge/Matthews	12 Aldridge
79. 4/7	@Utah	98-87	W	46-33	18-22	29 Wallace	11 Aldridge
80. 4/8	L.A. Lakers	93-86	W	47-33	29-11	24 Aldridge 13 Wallace	
81. 4/12	Memphis	102-89	W	48-33	30-11	22 Aldridge 11 Aldridge/Camby	
82. 4/13	@Golden State	86-110	L	48-34	18-23	23 Mills	13 Barron/C. Johnson

See Playoff section for 2011 Playoff game-by-game scores



Left to right, first row: Dan Dickau, Dean Cooper, Larry Greer, Kaleb Canales, Larry Miller, Paul Allen, Chad Buchanan, Bernie Bickerstaff, Bob Ociepka, Buck Williams. Second Row: Bob Medina, Wesley Matthews, Craig Smith, Nicolas Batum, Kurt Thomas, LaMarcus Aldridge, Hasheem Thabeet, Joel Przybilla, Luke Babbitt, JJ Hickson, Jamal Crawford, Tim Grass. Third Row: John Ross, Todd Forcier, Hersey Hawkins, Raymond Felton, Nolan Smith, Elliot Williams, Jonny Flynn, Geoff Clark, Jay Jensen, Brant Helms.

IN REVIEW — After a 7-2 start in league play, the Trail Blazers finished the season below .500 for the first time since the 2006-07 campaign and missed out on the playoffs for the first time in four seasons. Portland won its first six home games of the season, and 11 of its first 12. The team was led during the season by LaMarcus Aldridge, who was selected to his first All-Star game while averaging 21.7 points per game, seventh in the NBA, along with 8.0 rebounds and 2.4 assists. Aldridge led seven different Trail Blazers who averaged double-digit scoring (JJ Hickson, 15.1; Jamal Crawford, 14.0; Nicolas Batum, 13.9; Wesley Matthews, 13.7; Gerald Wallace, 13.3; Raymond Felton, 11.4). Nicolas Batum averaged career highs in points (13.9), rebounds (4.6) and steals (0.97), and led the team in blocks (1.02). Against Denver on Feb. 4, Batum broke the franchise record with nine 3-point field goals. Wesley Matthews finished tied for fifth in the NBA in 3-point field goals (129) after finishing tied for seventh the year before, becoming the only player in the league to finish in the top seven in both seasons.

HONORS — LaMarcus Aldridge was named a Western Conference All-Star for the first time, and the 15th Trail Blazer to be selected to the All-Star Game. Jamal Crawford became the first Portland player to finish the NBA season with the highest free throw percentage in the league.

CHANGES — Larry Greer is named an assistant coach; Kaleb Canales becomes interim head coach on March 15, replacing Nate McMillan. **DRAFT PICKS** — Nolan Smith, Duke; Jon Diebler, Ohio State. **KEY TRANSACTIONS** — Acquired Raymond Felton from Denver in exchange for Andre Miller, with Rudy Fernandez and the NBA rights to Petteri Koponen going to Dallas as part of a three-team trade; Signed free agents Kurt Thomas, Jamal Crawford and Craig Smith; Acquired Mehmet Okur, Shawne Williams and a first round draft selection from New Jersey in exchange for Gerald Wallace; Acquired Jonny Flynn, Hasheem Thabeet and a second round pick from Houston in exchange for Marcus Camby.

Overall record: 28-38 (20th in league, 11th in conference, 4th in division)
Home record: 20-13 (tie, 16th in league), Road record: 8-25 (27th in league)

2011-12 PORTLAND TRAIL BLAZERS STATISTICS

	G	St	Min	FG	FGA	Pct.	3FG	3AT	Pct.	FT	FTA	Pct.	Off	Def	Reb	Ast.	PF-DQ	Stl	Blk	Pts	Avg.	
Aldridge	55	55	1994	483	943	.512	2	11	.182	223	274	.814	150	292	442	134	153-1	51	45	1191	21.7	
Hickson	19	10	600	119	219	.543	0	1	.000	49	76	.645	66	92	158	23	41-0	12	18	287	15.1	
Crawford	60	6	1613	283	737	.384	80	260	.308	191	206	.927	16	102	118	191	74-0	55	14	837	14.0	
Batum	59	34	1791	289	641	.451	107	274	.391	133	159	.836	81	190	271	84	105-0	57	60	818	13.9	
Matthews	66	53	2228	314	763	.412	129	337	.383	147	171	.860	56	168	224	113	148-0	96	15	904	13.7	
Wallace*	42	42	1503	203	430	.472	26	98	.265	125	161	.776	63	214	277	115	107-1	62	25	557	13.3	
Felton	60	56	1906	261	642	.407	62	203	.305	100	124	.806	27	122	149	390	122-0	78	10	684	11.4	
Babbitt	40	4	537	71	173	.410	43	100	.430	17	20	.850	16	79	95	16	46-0	10	4	202	5.1	
Flynn	18	1	281	34	90	.378	8	25	.320	18	25	.720	7	24	31	68	15-0	3	1	94	5.2	
Camby*	40	40	894	67	161	.416	0	0	---	18	38	.474	105	249	354	75	88-0	33	56	152	3.8	
N. Smith	44	4	541	67	180	.372	13	45	.289	20	28	.714	17	39	56	62	55-0	18	3	167	3.8	
E. Williams	24	0	149	37	74	.500	8	27	.296	6	18	.333	7	12	19	6	18-0	6	3	88	3.7	
C. Smith	47	0	464	59	117	.504	0	1	.000	38	53	.717	33	77	110	19	19	55-0	16	5	156	3.3
Thomas	53	3	803	73	157	.465	0	0	---	14	20	.700	39	149	188	46	123-0	24	31	160	3.0	
Przybilla	27	19	449	22	48	.458	0	0	---	11	18	.611	29	109	138	6	66-0	4	16	55	2.0	
A. Johnson*	1	0	5	1	1	1.000	0	0	---	0	0	---	0	1	1	0	0-0	1	0	2	2.0	
Thabeet	15	3	116	8	18	.444	0	0	---	13	20	.650	15	20	35	0	15-0	1	8	29	1.9	
C. Johnson*	20	0	93	11	23	.478	0	0	---	10	12	.833	8	10	18	1	20-0	1	8	32	1.6	
Portland	66	-	15965	2402	5417	.443	478	1382	.346	1133	1423	.796	735	1949	2684	1349	1251-2	528	322	6415	97.2	
Opponents	66	-	15965	2476	5349	.463	442	1217	.363	1062	1421	.747	730	2062	2792	1392	1306-9	499	314	6456	97.8	

*Did not complete season with Trail Blazers

2011-12

Date	Opponent	Score	Record	Home	Road	Scoring Leader	Rebounding Leader
1. 12/26	Philadelphia	107-103	W	1-0	1-0	25 Aldridge 13 Camby	
2. 12/27	Sacramento	101-79	W	2-0	2-0	25 Wallace	9 Camby
3. 12/29	Denver	111-102	W	3-0	3-0	25 Matthews	12 Camby
4. 1/1	@L.A. Clippers	88-93	L	3-1		23 Crawford	9 Aldridge
5. 1/3	@Oklahoma City	103-93	W	4-1		30 Aldridge 10 Wallace	
6. 1/5	L.A. Lakers	107-96	W	5-1	4-0	31 Wallace	10 Aldridge
7. 1/6	@Phoenix	77-102	L	5-2		14 Aldridge	11 Camby
8. 1/8	Cleveland	98-78	W	6-2	5-0	28 Aldridge	9 Camby
9. 1/10	L.A. Clippers	105-97	W	7-2	6-0	20 Wallace	11 Camby
10. 1/11	Orlando	104-107	L	7-3	6-1	24 Crawford	8 Aldridge
11. 1/13	@San Antonio	83-99	L	7-4		29 Aldridge	12 Wallace
12. 1/14	@Houston	105-107 (ot)	L	7-5		29 Batum	10 Aldridge
13. 1/16	@New Orleans	84-77	W	8-5		22 Aldridge	9 Aldridge
14. 1/18	@Atlanta	89-92	L	8-6		22 Crawford	11 Aldridge
15. 1/20	@Toronto	94-84	W	9-6		33 Aldridge	23 Aldridge
16. 1/21	@Detroit	91-94	L	9-7		25 Aldridge	9 Batum
17. 1/23	Sacramento	101-89	W	10-7	7-1	26 Crawford	16 Aldridge
18. 1/24	Memphis	97-84	W	11-7	8-1	23 Aldridge	22 Camby
19. 1/25	@Golden State	93-101	L	11-8		18 Aldridge	16 Camby
20. 1/27	Phoenix	109-71	W	12-8	9-1	23 Aldridge	20 Camby
21. 1/30	@Utah	89-93	L	12-9		25 Aldridge	9 Wallace
22. 2/1	Charlotte	112-68	W	13-9	10-1	24 Crawford	7 Camby
23. 2/2	@Sacramento	92-95	L	13-10		28 Aldridge	14 Aldridge
24. 2/4	Denver	117-97	W	14-10	11-1	33 Batum	20 Camby
25. 2/6	Oklahoma City	107-111 (ot)	L	14-11	11-2	39 Aldridge	15 Camby
26. 2/8	Houston	96-103	L	14-12	11-3	21 Crawford	9 Wallace
27. 2/10	@New Orleans	94-86	W	15-12		31 Crawford	7 Aldridge, Camby
28. 2/11	@Dallas	94-97 (2ot)	L	15-13		33 Aldridge	12 Aldridge
29. 2/14	Washington	109-124	L	15-14	11-4	33 Batum	12 Camby
30. 2/15	@Golden State	93-91	W	16-14		24 Wallace	11 Camby
31. 2/16	L.A. Clippers	71-74	L	16-15	11-5	19 Batum, Crawford	6 Batum, Camby, Thomas
32. 2/18	Atlanta	97-77	W	17-15	12-5	22 Batum	10 Aldridge, Thomas
33. 2/20	@L.A. Lakers	92-103	L	17-16		18 Aldridge, Batum	13 Camby
34. 2/21	San Antonio	137-97	W	18-16	13-5	21 Aldridge	10 Wallace
35. 2/1	@Denver	95-104	L	18-17		21 Crawford	9 Aldridge
36. 3/1	Miami	93-107	L	18-18	13-6	20 Aldridge	7 Camby, Matthews
37. 3/3	Minnesota	110-122	L	18-19	13-7	29 Batum	14 Wallace
38. 3/5	New Orleans	86-74	W	19-19	14-7	19 Batum	16 Camby
39. 3/7	@Minnesota	94-106	L	19-20		5-13	23 Felton
40. 3/9	@Boston	86-104	L	19-21		5-14	22 Aldridge
41. 3/10	@Washington	110-99	W	20-21		6-14	30 Aldridge
42. 3/13	@Indiana	75-92	L	20-22		6-15	17 Aldridge
43. 3/14	@New York	79-121	L	20-23		6-16	15 Aldridge, Wallace
44. 3/16	@Chicago	100-89	W	21-23		7-16	21 Aldridge
45. 3/18	@Oklahoma City	95-111	L	21-24		7-17	23 Crawford
46. 3/20	Milwaukee	87-116	L	21-25	14-8	21 Aldridge, Matthews	12 Aldridge
47. 3/22	Memphis	97-93	W	22-25	15-8	24 Batum	9 Matthews
48. 3/23	@L.A. Lakers	96-103	L	22-26		7-18	29 Aldridge
49. 3/25	Golden State	90-87	W	23-26	16-8	24 Felton	9 Aldridge
50. 3/27	Oklahoma City	95-109	L	23-27	16-9	21 Hickson	8 Aldridge
51. 3/29	New Orleans	99-93	W	24-27	17-9	25 Aldridge	12 Aldridge
52. 3/30	@L.A. Clippers	97-98	L	24-28		7-19	29 Hickson
53. 4/1	Minnesota	119-106	W	25-28	18-9	26 Aldridge	9 Hickson
54. 4/2	Utah	97-102	L	25-29	18-10	33 Matthews	10 Batum
55. 4/4	New Jersey	101-88	W	26-29	19-10	24 Aldridge	10 Batum
56. 4/6	@Dallas	99-97 (ot)	W	27-29		8-19	30 Felton
57. 4/7	@Milwaukee	94-116	L	27-30		8-20	21 Aldridge
58. 4/9	Houston	89-94	L	27-31	19-11	20 Aldridge	10 Hickson
59. 4/11	Golden State	118-110	W	28-31	20-11	34 Crawford	14 Przybilla
60. 4/13	Dallas	94-97	L	28-32	20-12	20 Batum	10 Hickson
61. 4/15	@Sacramento	103-104	L	28-33		8-21	31 Matthews
62. 4/16	@Phoenix	107-125	L	28-34		8-22	22 Crawford, Hickson
63. 4/18	Utah	91-112	L	28-35		20-13	21 Matthews
64. 4/21	@Memphis	89-93	L	28-38		8-23	23 Hickson
65. 4/23	@San Antonio	89-124	L	28-37		8-24	24 Matthews
66. 4/26	@Utah	94-96	L	28-38		8-25	20 Hickson



Left to right, first row: Jay Triano, Kaleb Canales, Terry Stotts, Chris McGowan, Paul Allen, Neil Olshey, David Vanterpool, Kim Hughes, Dale Osbourne. Second Row: Bob Medina, Wesley Matthews, Nicolas Batum, JJ Hickson, Joel Freeland, LaMarcus Aldridge, Meyers Leonard, Jared Jeffries, Luke Babbitt, Victor Claver, Sasha Pavlovic, Tim Grass. Third Row: John Ross, Todd Forcier, Eric Maynor, Damian Lillard, Will Barton, Elliot Williams, Nolan Smith, Geoff Clark, Jay Jensen, Brant Helms.

IN REVIEW — The Trail Blazers missed out on the playoffs for the second consecutive season after starting the year 6-10 and ending the season on a 13-game losing streak. Despite the poor start, Portland won 13 of its first 17 home games. LaMarcus Aldridge led the team in scoring for the second straight year with 21.7 points per game. Aldridge was honored throughout the season with his second consecutive All-Star selection and the Western Conference Player of the Week award on March 17. Aldridge was one of five Trail Blazers to average double-digit scoring (Damian Lillard, 19.0; Wesley Matthews, 14.8; Nicolas Batum, 14.3; JJ Hickson, 12.7). Damian Lillard played in all 82 games for Portland, becoming the fourth player in franchise history to earn Rookie of the Year honors after averaging 19.0 points and 6.5 assists per game. Lillard also led the NBA with 3,167 minutes played and finished fifth in the league with 185 3-point field goals. Nicolas Batum registered career highs in points (14.3) and rebounds (5.6), while Aldridge (9.1) and Hickson (10.4) also achieved career highs in rebounding.

HONORS — Damian Lillard was named the Kia NBA Rookie of the Year, becoming the fourth player in team history to earn the award. Lillard was also a First Team All-Rookie selection and earned Rookie of the Month honors in every month. LaMarcus Aldridge was selected as the NBA Player of the Week in the Western Conference on March 17. Aldridge was also named a Western Conference All-Star for the second consecutive year.

CHANGES — Terry Stotts is named the team's head coach; Jay Triano, David Vanterpool, Kim Hughes and Dale Osbourne named assistant coaches; Chris McGowan is named team president and chief executive officer. **DRAFT PICKS** — Damian Lillard, Weber State; Meyers Leonard, Illinois; Will Barton, Memphis. **KEY TRANSACTIONS** — Matched Minnesota's offer sheet for Nicolas Batum; Signed free agents JJ Hickson, Joel Freeland and Victor Claver.

Overall record: 33-49 (21st in league, 11th in conference, 4th in division)
Home record: 22-19 (tie, 19th in league), Road record: 11-30 (tie, 20th in league)

Overall record: 33-49 (22nd in league, 11th in conference, 4th in division)
Home record: 22-19 (tie, 19th in league), Road record: 11-30 (tie, 20th in league)

2012-13 PORTLAND TRAIL BLAZERS STATISTICS

	G	St	Min	FG	FGA	Pct.	3FG	3AT	Pct.	FT	FTA	Pct.	Off	Def	Reb	Ast.	PF-DQ	Stl	Blk	Pts	Avg.
Aldridge	74	74	2790	638	1318	.484	2	14	.143	282	348	.810	175	495	670	192	187-1	62	91	1560	21.1
Lillard	82	82	3167	553	1288	.429	185	503	.368	271	321	.844	42	215	257	531	172-0	74	19	1562	19.0
Matthews	69	69	2403	352	808	.436	169	425	.398	149	187	.797	35	156	191	174	172-0	90	18	1022	14.8
Batum	73	73	2807	352	833	.423	165	444	.372	178	210	.848	97	315	412	360	139-0	91	83	1047	14.3
Hickson	80	80	2323	418	744	.562	0	2	.000	182	268	.679	266	562	828	88	160-0	48	51	1018	12.7
Maynor	27	0	572	70	166	.422	19	50	.380	28	41	.683	4	24	28	109	36-0	12	1	187	6.9
Leonard	69	9	1206	151	277	.545	3	7	.429	72	89	.809	80	175	255	33	168-0	11	38	377	5.5
Barton	73	5	894	118	309	.382	9	65	.138	50	65	.769	36	109	145	58	56-0	34	9	295	4.0
Babbitt	62	0	730	86	234	.368	62	178	.348	10	13	.769	15	122	137	29	82-1	14	5	244	3.9
Claver	49	16	812	74	189	.392	25	87	.287	14	30	.467	31	88	119	43	75-1	26	12	187	3.8
N. Smith	40	0	288	42	114	.368	6	28	.214	20	28	.714	7	20	27	35	26-0	7	1	110	2.8
*Price	39	0	510	39	120	.325	10	39	.256	17	24	.708	13	31	44	73	61-1	26	3	105	2.7
Pavlovic	39	1	528	42	119	.353	18	60	.300	1	6	.167	7	49	56	32	59-0	24	5	103	2.6
Freeland	51	1	477	58	142	.408	0	0	---	18	27	.667	40	79	119	13	67-0	13	11	134	2.6
Jeffries	38	0	350	16	54	.296	0	2	.000	12	23	.522	26	34	60	14	58-0	6	6	44	1.2
Portland	82	-	19855	3009	6715	.448	673	1904	.353	1304	1680	.776	874	2474	3348	1784	1518-4	538	353	7995	97.5
Opponents	82	-	19855	3224	6807	.474	521	1531	.340	1286	1690	.761	901	2578	3479	1944	1537-10	691	359	8255	100.7

*Did not complete season with Trail Blazers

2012-13

Date	Opponent	Score	Record	Home	Road	Scoring Leader	Rebounding Leader
1. 12/26	Philadelphia	107-103	W	1-0	1-0	25 Aldridge 13 Camby	
2. 12/27	Sacramento	101-79	W	2-0	2-0	25 Wallace	9 Camby
3. 12/29	Denver	111-102	W	3-0	3-0	25 Matthews	12 Camby
4. 1/1	@L.A. Clippers	88-93	L	3-1		23 Crawford	9 Aldridge
5. 1/3	@Oklahoma City	103-93	W	4-1		30 Aldridge 10 Wallace	
6. 1/5	L.A. Lakers	107-96	W	5-1	4-0	31 Wallace	10 Aldridge
7. 1/6	@Phoenix	77-102	L	5-2		14 Aldridge	11 Camby
8. 1/8	Cleveland	98-78	W	6-2	5-0	28 Aldridge	9 Camby
9. 1/10	L.A. Clippers	105-97	W	7-2	6-0	20 Wallace	11 Camby
10. 1/11	Orlando	104-107	L	7-3	6-1	24 Crawford	8 Aldridge
11. 1/13	@San Antonio	83-99	L	7-4		29 Aldridge	12 Wallace
12. 1/14	@Houston	105-107 (ot)	L	7-5		29 Batum	10 Aldridge
13. 1/16	@New Orleans	84-77	W	8-5		22 Aldridge	9 Aldridge
14. 1/18	@Atlanta	89-92	L	8-6		22 Crawford	11 Aldridge
15. 1/20	@Toronto	94-84	W	9-6		33 Aldridge	23 Aldridge
16. 1/21	@Detroit	91-94	L	9-7		25 Aldridge	9 Batum
17. 1/23	Sacramento	101-89	W	10-7	7-1	26 Crawford	16 Aldridge
18. 1/24	Memphis	97-84	W	11-7	8-1	23 Aldridge	22 Camby
19. 1/25	@Golden State	93-101	L	11-8		18 Aldridge	16 Camby
20. 1/27	Phoenix	109-71	W	12-8	9-1	23 Aldridge	20 Camby
21. 1/30	@Utah	89-93	L	12-9		25 Aldridge	9 Wallace
22. 2/1	Charlotte	112-68	W	13-9	10-1	24 Crawford	7 Camby
23. 2/2	@Sacramento	92-95	L	13-10		28 Aldridge	14 Aldridge
24. 2/4	Denver	117-97	W	14-10	11-1	33 Batum	20 Camby
25. 2/6	Oklahoma City	107-111 (ot)	L	14-11	11-2	39 Aldridge	15 Camby
26. 2/8	Houston	96-103	L	14-12	11-3	21 Crawford	9 Wallace
27. 2/10	@New Orleans	94-86	W	15-12		31 Crawford	7 Aldridge, Camby
28. 2/11	@Dallas	94-97 (2ot)	L	15-13		33 Aldridge	12 Aldridge
29. 2/14	Washington	109-124	L	15-14	11-4	33 Batum	12 Camby
30. 2/15	@Golden State	93-91	W	16-14		24 Wallace	11 Camby
31. 2/16	L.A. Clippers	71-74	L	16-15	11-5	19 Batum, Crawford	6 Batum, Camby, Thomas
32. 2/18	Atlanta	97-77	W	17-15	12-5	22 Batum	10 Aldridge, Thomas
33. 2/20	@L.A. Lakers	92-103	L	17-16		18 Aldridge, Batum	13 Camby
34. 2/21	San Antonio	137-97	W	18-16	13-5	21 Aldridge	10 Wallace
35. 2/1	@Denver	95-104	L	18-17		21 Crawford	9 Aldridge
36. 3/1	Miami	93-107	L	18-18	13-6	20 Aldridge	7 Camby, Matthews
37. 3/3	Minnesota	110-122	L	18-19	13-7	29 Batum	14 Wallace
38. 3/5	New Orleans	86-74	W	19-19	14-7	19 Batum 1	6 Camby
39. 3/7	@Minnesota	94-106	L	19-20		23 Felton	9 Wallace
40. 3/9	@Boston	86-104	L	19-21		22 Aldridge	10 Camby
41. 3/10	@Washington	110-99	W	20-21		30 Aldridge	10 Aldridge
42. 3/13	@Indiana	75-92	L	20-22		17 Aldridge	6 Przybilla, Wallace
43. 3/14	@New York	79-121	L	20-23		15 Aldridge, Wallace	12 Wallace
44. 3/16	@Chicago	100-89	W	21-23		21 Aldridge	9 Batum
45. 3/18	@Oklahoma City	95-111	L	21-24		23 Crawford	11 Przybilla
46. 3/20	Milwaukee	87-116	L	21-25	14-8	21 Aldridge, Matthews	12 Aldridge
47. 3/22	Memphis	97-93	W	22-25	15-8	24 Batum-24	9 Matthews
48. 3/23	@L.A. Lakers	96-103	L	22-26		29 Aldridge	9 Aldridge
49. 3/25	Golden State	90-87	W	23-26	16-8	24 Felton	9 Aldridge
50. 3/27	Oklahoma City	95-109	L	23-27	16-9	21 Hickson	8 Aldridge
51. 3/29	New Orleans	99-93	W	24-27	17-9	25 Aldridge	12 Aldridge
52. 3/30	@L.A. Clippers	97-98	L	24-28		29 Hickson	13 Hickson
53. 4/1	Minnesota	119-106	W	25-28	18-9	26 Aldridge	9 Hickson
54. 4/2	Utah	97-102	L	25-29	18-10	33 Matthews	10 Batum
55. 4/4	New Jersey	101-88	W	26-29	19-10	24 Aldridge	10 Batum
56. 4/6	@Dallas	99-97 (ot)	W	27-29		30 Felton	12 Aldridge
57. 4/7	@Milwaukee	94-116	L	27-30		21 Aldridge	10 Przybilla
58. 4/9	Houston	89-94	L	27-31	19-11	20 Aldridge	10 Hickson
59. 4/11	Golden State	118-110	W	28-31	20-11	34 Crawford	14 Przybilla
60. 4/13	Dallas	94-97	L	28-32	20-12	20 Batum	10 Hickson
61. 4/15	@Sacramento	103-104	L	28-33		31 Matthews	13 Hickson
62. 4/16	@Phoenix	107-125	L	28-34		22 Crawford, Hickson	8 Hickson
63. 4/18	Utah	91-112	L	28-35		21 Matthews	9 Hickson
64. 4/21	@Memphis	89-93	L	28-38		23 Hickson	13 Hickson
65. 4/23	@San Antonio	89-124	L	28-37		24 Matthews	10 Hickson
66. 4/26	@Utah	94-96	L	28-38		20 Hickson	9 Hickson
67. 3/19	@Milwaukee	95-102	L	31-36		28 Matthews	15 Aldridge
68. 3/21	@Chicago	99-89	W	32-36		28 Aldridge 21 Hickson	
69. 3/22	@Atlanta	104-93	W	33-36		28 Matthews	13 Aldridge
70. 3/24	@Oklahoma City	83-103	L	33-37		19 Lillard	12 Aldridge
71. 3/27	Brooklyn	93-111	L	33-38	22-12	24 Aldridge 9 Leonard	
72. 3/29	Utah	95-105	L	33-39	22-13	24 Lillard	14 Hickson
73. 3/30	@Golden State	98-125	L	33-40		22 Leonard 10 Leonard	
74. 4/1	@Utah	102-112	L	33-41		23 Matthews	7 Leonard
75. 4/3	Memphis	76-94	L	33-42	22-14	17 Hickson, Lillard	9 Hickson
76. 4/5	Houston	98-116	L	33-43	22-15	32 Aldridge 13 Aldridge	
77. 4/7	Dallas	91-96	L	33-44	22-16	22 Barton	13 Barton
78. 4/10	L.A. Lakers	106-113	L	33-45	22-17	38 Lillard	16 Aldridge
79. 4/12	Oklahoma City	90-106	L	33-46	22-18	18 Barton	7 Barton, Hickson
80. 4/14	@Denver	109-118	L	33-47		30 Lillard	9 Barton, Hickson
81. 4/16	@L.A. Clippers	77-93	L	33-48		17 Barton	6 Brtn, Frln, Hcks
82. 4/17	Golden State	88-99	L	33-49	22-19	30 Aldridge 21 Aldridge	



Left to right, first row: Jay Triano, Nate Tibbetts, Terry Stotts, Chris McGowan, Paul Allen, Neil Olshey, David Vanterpool, Kim Hughes, Dale Osbourne. Second Row: Wesley Matthews, Nicolas Batum, Thomas Robinson, Joel Freeland, LaMarcus Aldridge, Robin Lopez, Meyers Leonard, Dorell Wright, Victor Claver, Will Barton. Third Row: Mo Williams, Damian Lillard, Allen Crabbe, CJ McCollum, Earl Watson.

IN REVIEW — The Trail Blazers made the NBA Playoffs for the first time since 2011, marking their 30th postseason appearance in franchise history. Portland won 17 of its first 20 games to start the season and finished the year with a 54-28 record, a 21-win improvement from 2012-13. LaMarcus Aldridge produced team-highs with 23.2 points and 11.1 rebounds, both of which were also career-highs. Aldridge, a Western Conference All-Star and three-time Western Conference Player of the Week recipient, was one of five Portland players to score in double figures (Lillard, 20.7; Matthews, 16.4; Batum 13.0; Lopez, 11.1). Damian Lillard led the team with 218 three-point field goals, and his 403 career makes from beyond the arc is the most for any NBA player through the first two seasons. Lillard also ranked second on the team with 20.7 points, as both he and Aldridge were named to the All-NBA Third Team. Four players started in all 82 games for the Trail Blazers (Batum, Lillard, Lopez, Matthews), who used just two starting lineups all season long (both franchise records). Portland also set a franchise record with 770 three-point field goals made.

HONORS — LaMarcus Aldridge and Damian Lillard were both named to the All-NBA Third Team, making them the first Trail Blazers to be named All-NBA in the same year since Maurice Lucas and Bill Walton in 1977-78. Aldridge was selected as a Western Conference All-Star and became the fifth player in franchise history to receive an All-Star selection in three consecutive seasons, while Lillard was named a Western Conference All-Star for the first time. Terry Stotts was named the Western Conference Coach of the Month for November, after the second-year head coach led Portland to a 13-3 record to start the season. Aldridge notched three Western Conference Player of the Week awards (Nov. 24, Dec. 8, Dec. 15), making him the first Trail Blazer to earn three weekly awards in a season since Drexler in 1990-91.

CHANGES — Nate Tibbetts is named an assistant coach. **DRAFT PICKS** — CJ McCollum, Lehigh; Jeff Withey, Kansas; Grant Jerrett, Arizona; Marko Todorovic, Montenegro. **KEY TRANSACTIONS** — Acquired Thomas Robinson from Houston in exchange for the NBA rights to Kostas Papanikolaou and Marko Todorovic along with two future second round picks; Acquired Robin Lopez and Terrel Harris from New Orleans in exchange for the draft rights to Jeff Withey, future second round draft considerations and cash; Signed free agents Dorell Wright, Mo Williams and Earl Watson.

Overall record: 54-28 (tie, 5th in league, tie, 4th in conference, 2nd in division)
Home record: 31-10 (7th in league), Road record: 23-18 (tie, 4th in league)

2013-14 PORTLAND TRAIL BLAZERS STATISTICS

	G	St	Min	FG	FGA	Pct.	3FG	3AT	Pct.	FT	FTA	Pct.	Off	Def	Reb	Ast.	PF-DQ	Stl	Blk	Pts	Avg.
Aldridge	69	69	2499	652	1423	.458	3	15	.200	296	360	.822	166	600	766	178	147-1	63	68	1603	23.2
Lillard	82	82	2937	553	1304	.424	218	554	.394	371	426	.871	35	253	288	457	197-1	64	22	1695	20.7
Matthews	82	82	2780	445	1009	.441	201	511	.393	252	301	.837	51	238	289	197	176-0	76	14	1343	16.4
Batum	82	82	2956	381	819	.465	145	402	.361	163	203	.803	116	495	611	420	156-1	75	57	1070	13.0
Lopez	82	82	2604	355	644	.551	0	1	.000	198	242	.818	326	373	699	73	196-2	25	139	908	11.1
Williams	74	0	1833	280	672	.417	83	225	.369	78	89	.876	42	111	153	321	197-1	55	10	721	9.7
McCollum	38	0	476	74	178	.416	30	80	.375	23	34	.676	7	41	48	27	53-0	14	2	201	5.3
Wright	68	13	984	111	297	.374	69	202	.342	52	69	.754	29	162	191	64	62-0	23	16	343	5.0
Robinson	70	0	873	141	293	.481	0	1	.000	57	101	.564	105	202	307	34	131-1	23	20	339	4.8
Barton	41	0	387	65	156	.417	10	33	.303	26	32	.813	16	58	74	33	31-0	9	7	166	4.0
Freeland	52	0	727	77	162	.475	0	2	.000	20	29	.690	88	120	208	36	95-0	10	22	174	3.3
Leonard	40	0	355	41	91	.451	0	6	.000	16	21	.762	26	85	111	18	76-0	7	5	98	2.5
Claver	21	0	184	17	42	.405	3	18	.167	10	11	.909	9	30	39	12	16-0	3	3	47	2.2
Crabbe	15	0	100	12	33	.364	6	14	.429	3	4	.750	1	8	9	6	10-0	2	1	33	2.2
Watson	24	0	161	3	11	.273	2	7	.286	4	4	1.000	5	10	15	28	33-0	5	1	12	0.5
Portland	82	-	19855	3207	7134	.450	770	2071	.372	1569	1926	.815	1022	2786	3808	1904	1576-8	454	387	8753	106.7
Opponents	82	-	19855	3248	7203	.451	534	1504	.355	1396	1822	.766	944	2622	3566	1675	1698-17	639	304	8426	102.8

*Did not complete season with Trail Blazers

2013-14

Date	Opponent	Score	Record	Home	Road	Scoring Leader	Rebounding Leader
1. 10/30	@ Phoenix	91-104	L	0-1	0-1	32 Lillard	13 Batum
2. 11/1	@ Denver	113-98	W	1-1		25 Aldridge 12 Matthews	
3. 11/2	San Antonio	115-105	W	2-1	1-0	25 Lillard	12 Batum
4. 11/5	Houston	101-116	L	2-2	1-1	22 Lillard	6 Lopez
5. 11/8	Sacramento	104-91	W	3-2	2-1	22 Lillard	8 Lillard
6. 11/9	@ Sacramento	96-85	W	4-2		22 Aldridge 14 Aldridge	
7. 11/11	Detroit	109-103	W	5-2	3-1	25 Lillard	12 Aldridge
8. 11/13	Phoenix	90-89	W	6-2	4-1	15 Robinson	15 Lopez
9. 11/15	@ Boston	109-96	W	7-2		27 Aldridge 12 Aldridge	
10. 11/17	@ Toronto	118-110 (ot)	W	8-2	4-1	25 Aldridge, Lillard	11 Aldridge
11. 11/18	@ Brooklyn	108-98	W	9-2	5-1	27 Aldridge 8 Aldridge	
12. 11/20	@ Milwaukee	91-82	W	10-2	6-1	21 Aldridge 8 Batum, Lopez	
13. 11/22	Chicago	98-95	W	11-2	5-1	28 Matthews	16 Lopez
14. 11/23	@ Golden State	113-101	W	12-2		30 Aldridge 21 Aldridge	
15. 11/25	New York	102-91	W	13-2	6-1	23 Batum, Lillard	14 Aldridge
16. 11/27	@ Phoenix	106-120	L	13-3		24 Aldridge 10 Lopez	
17. 12/1	@ L.A. Lakers	114-108	W	14-3		27 Aldridge 12 Lopez	
18. 12/2	Indiana	106-102	W	15-3	7-1	28 Aldridge 10 Aldridge	
19. 12/4	Oklahoma City	111-104	W	16-3	8-1	38 Aldridge 13 Aldridge	
20. 12/8	Sacramento	80-99	L	8-12	4-4	17 Aldridge 15 Hickson	
21. 12/7	Dallas	106-108	L	17-4	9-2	32 Lillard	14 Lopez
22. 12/9	@ Utah	105-94	W	18-4		24 Aldridge 11 Lopez	
23. 12/12	Houston	111-104	W	19-4	10-2	31 Aldridge 25 Aldridge	
24. 12/14	@ Philadelphia	139-105	W	20-4		20 Aldridge 16 Aldridge	
25. 12/15	@ Detroit	111-109 (ot)	W	21-4	11-2	27 Aldridge 13 Lopez	
26. 12/17	@ Cleveland	119-116	W	22-4	12-2	36 Lillard	15 Aldridge
27. 12/18	@ Minnesota	109-120	L	22-5	12-3	36 Lillard	14 Aldridge
28. 12/21	New Orleans	110-107	W	23-5	11-2	29 Lillard	8 Aldridge, Batum
29. 12/26	L.A. Clippers	116-112 (ot)	W	24-5	12-2	32 Aldridge 15 Lopez	
30. 12/28	Miami	107-108	L	24-6	12-3	22 Matthews	12 Freeland
31. 12/30	@ New Orleans	108-110	L	24-7		29 Lillard	8 Aldridge
32. 12/31	@ Oklahoma City	98-94	W	25-7		25 Aldridge 14 Aldridge	
33. 1/2	Charlotte	134-104	W	26-7	13-3	25 Matthews	15 Aldridge
34. 1/4	Philadelphia	99-101	L	26-8	13-4	29 Aldridge 15 Lopez	
35. 1/7	@ Sacramento	119-123	L	26-9		41 Lillard	11 Batum
36. 1/8	Orlando	110-94	W	27-9	14-4	36 Aldridge 10 Batum	
37. 1/11	Boston	112-104	W	28-9	15-4	21 Aldridge 13 Aldridge, Lopez	
38. 1/15	Cleveland	108-96	W	29-9	16-4	32 Aldridge 18 Aldridge	
39. 1/17	@ San Antonio	109-100	W	30-9		26 Aldridge 13 Aldridge	
40. 1/18	@ Dallas	127-111	W	31-9		30 Aldridge 12 Aldridge, Lopez 12	
41. 1/20	@ Houston	113-126	L	31-10		27 Aldridge 20 Aldridge	
42. 1/21	@ Oklahoma City	97-105	L	31-11		29 Aldridge 16 Aldridge	
43. 1/23	Denver	110-105	W	32-11	17-4	44 Aldridge 13 Aldridge	
44. 1/25	Minnesota	115-104	W	33-11	18-4	21 Aldridge 10 Lopez	
45. 1/26	@ Golden State	88-103	L	33-12		21 Matthews	11 Aldridge, Robinson
46. 1/28	Memphis	81-98	L	33-13	18-5	27 Aldridge 16 Aldridge	
47. 2/1	Toronto	106-103	W	34-13	19-5	27 Aldridge 15 Aldridge	
48. 2/3	@ Washington	90-100	L	34-14		15-9	25 Lillard
49. 2/5	@ New York	94-90	W	35-14		16-9	20 Batum
50. 2/7	@ Indiana	113-118 (ot)	L	35-15		16-10	38 Lillard
51. 2/8	@ Minnesota	117-110	W	36-15		17-10	26 Aldridge 11 Lopez
52. 2/11	Oklahoma City	95-98	L	36-16	19-6	18 Batum	14 Lopez
53. 2/12	@ L.A. Clippers	117-122	L	36-17		17-11	25 Aldridge 7 Batum
54. 2/19	San Antonio	109-111	L	36-18	19-7	31 Lillard	14 Lopez
55. 2/21	Utah	102-94	W	37-18	20-7	28 Lillard	18 Lopez
56. 2/23	Minnesota	108-97	W	38-18	21-7	32 Lillard	18 Robinson
57. 2/25	@ Denver	100-95	W	39-18		18-11	31 Lillard
58. 2/26	Brooklyn	124-80	W	40-18	22-7	21 Williams 11 Barton	
59. 3/1	Denver	102-96	W	41-18	23-7	18 Lopez	16 Batum
60. 3/3	L.A. Lakers	106-107	L	41-19	23-8	21 Aldridge 16 Lopez	
61. 3/5	Atlanta	102-78	W	42-19	24-8	15 Williams 18 Batum	
62. 3/7	@ Dallas	98-103	L	42-20		18-12	30 Aldridge 17 Aldridge
63. 3/9	@ Houston	113-118 (ot)	L	42-21		18-13	28 Aldridge 12 Aldridge, Batum
64. 3/11	@ Memphis	99-109	L	42-22		18-14	32 Lillard
65. 3/12	@ San Antonio	90-103	L	42-23		18-15	23 Lillard
66. 3/14	@ New Orleans	111-103	W	43-23		19-15	27 Lillard
67. 3/16	Golden State	112-113	L	43-24	24-9	26 Lillard	14 Batum
68. 3/18	Milwaukee	120-115 (ot)	W	44-24	25-9	26 Matthews	14 Lopez
69. 3/20	Washington	116-103	W	45-24	26-9	28 Matthews	14 Batum
70. 3/22	@ Charlotte	94-124	L	45-25		19-16	20 Lillard
71. 3/24	@ Miami	91-93	L	45-26		19-17	19 Lillard
72. 3/25	@ Orlando	85-95	L	45-27		19-18	20 Lopez
73. 3/27	@ Atlanta	100-85	W	46-27		20-18	25 Aldridge 16 Aldridge
74. 3/28	@ Chicago	91-74	W	47-27		21-18	18 Williams 13 Aldridge
75. 3/30	Memphis	105-98	W	48-27	27-9		28 Aldridge 10 Lopez
76. 4/1	@ L.A. Lakers	124-112	W	49-27		22-18	34 Lillard
77. 4/4	Phoenix	93-109	L	49-28	27-10		18 Aldridge, Lopez
78. 4/6	New Orleans	100-94	W	50-28	28-10		25 Aldridge 18 Aldridge
79. 4/9	Sacramento	100-99	W	51-28	29-10		22 Aldridge 9 Lopez, Robinson
80. 4/11	@ Utah	111-99	W	52-28		23-18	21 Matthews
81. 4/13	Golden State	119-117 (ot)	W	53-28	30-10		26 Aldridge 12 Batum
82. 4/16	L.A. Clippers	110-104	W	54-28	31-10		23 Barton

See Playoff section for 2014 Playoff game-by-game scores



Left to right, first row: Jay Triano, Nate Tibbetts, Terry Stotts, Neil Olshey, Paul Allen, Bert Kolde, Chris McGowan, David Vanterpool, Kim Hughes, Dale Osbourne. Second Row: Alonzo Gee, Wesley Matthews, Nicolas Batum, Joel Freeland, Robin Lopez, Robyn Lopez, Meyers Leonard, Chris Kaman, LaMarcus Aldridge, Dorell Wright, Allen Crabbe. Third Row: Tim Frazier, Damian Lillard, Arron Afflalo, CJ McCollum, Steve Blake.

IN REVIEW — The Trail Blazers were crowned as the Northwest Division champions en route to their second consecutive playoff berth and their 31st postseason appearance in franchise history. Portland jumped out to a 19-6 record, its fifth best start through the first 25 games in franchise history, and ended with a 51-31 record for its second consecutive 50-win season. LaMarcus Aldridge recorded team-highs of 23.4 points (career-high) and 10.2 rebounds en route to earning All-NBA Second Team honors. Aldridge, who was named an All-Star starter for the first time in his career, finished seventh in the NBA in scoring and was one of four Trail Blazers to average at least 10 points (Lillard, 21.0; Matthews, 15.9; Afflalo, 10.6). Damian Lillard averaged a career-high 21.0 points and finished sixth in the NBA with a team-high 196 three-pointers. The Western Conference All-Star and two-time Player of the Week recipient became the first player in NBA history to make at least 150 threes in each of his first three NBA seasons.

HONORS — LaMarcus Aldridge was named All-NBA Second Team, marking the third All-NBA honor and the first Second Team honor of his NBA career. Aldridge also made his fourth All-Star appearance overall and received his first start in the event, as he and Damian Lillard (second overall appearance) both represented the Trail Blazers for the second consecutive season. Terry Stotts was named the Western Conference Coach of the Month for December, after the third-year head coach led Portland to a 13-3 record that included a perfect 6-0 mark at home. Both Aldridge (Dec. 7, Dec. 21) and Lillard (Nov. 16, March 1) garnered Western Conference Player of the Week honors on two separate occasions, marking the first time in franchise history that Portland won the award four times in a single season.

DRAFT PICKS — None. Both picks traded. **KEY TRANSACTIONS** — Acquired Arron Afflalo and Alonzo Gee from Denver in exchange for Will Barton, Victor Claver, Thomas Robinson and a 2016 first round draft pick (lottery protected).

Overall record: 51-31 (8th in league, 4th in conference, 1st in division)
Home record: 32-9 (4th in league), Road record: 19-22 (tie, 10th in league)

2014-15 PORTLAND TRAIL BLAZERS STATISTICS

	G	St	Min	FG	FGA	Pct.	3FG	3AT	Pct.	FT	FTA	Pct.	Off	Def	Reb	Ast.	PF-DQ	Stl	Blk	Pts	Avg.
Aldridge	71	71	2512	659	1415	.466	37	105	.352	306	362	.845	177	549	726	124	125-0	48	68	1661	23.4
Lillard	82	82	2925	590	1360	.434	196	572	.343	344	398	.864	49	329	378	507	164-0	97	21	1720	21.0
Matthews	60	60	2024	337	752	.448	173	445	.389	109	145	.752	38	184	222	139	132-1	77	10	956	15.9
Afflalo	25	19	752	94	227	.414	36	90	.400	40	47	.851	6	61	67	28	59-1	9	2	264	10.6
Lopez	59	59	1638	234	437	.535	0	1	.000	98	127	.772	190	204	394	55	122-0	16	84	566	9.6
Batum	71	71	2380	240	600	.400	100	309	.324	84	98	.857	62	354	416	341	106-0	78	40	664	9.4
Kaman	74	13	1398	283	549	.515	0	0	---	72	102	.706	149	335	484	65	140-1	18	54	638	8.6
McCollum	62	3	973	159	365	.436	55	139	.396	51	73	.699	14	77	91	64	81-0	43	8	424	6.8
Leonard	55	7	847	125	245	.510	47	112	.420	30	32	.938	46	204	250	32	113-0	10	14	327	5.9
Frazier	5	0	68	8	18	.444	2	6	.333	5	6	.833	2	7	9	17	10-0	2	0	23	4.6
Wright	48	2	593	72	190	.379	41	108	.380	34	42	.810	14	97	111	41	55-1	20	11	219	4.6
Gee	15	2	151	21	49	.429	3	11	.273	6	12	.500	8	16	24	6	16-0	7	1	51	3.4
Blake	81	0	1529	122	327	.373	77	219	.352	29	41	.707	16	121	137	288	118-0	41	5	350	4.3
Robinson*	32	4	391	47	91	.516	0	0	---	21	48	.438	33	100	133	9	54-0	16	11	115	3.6
Freeland	48	8	617	74	151	.490	0	0	---	21	25	.840	62	129	191	16	93-1	9	23	169	3.5
Crabbe	51	9	683	63	153	.412	30	85	.353	12	16	.750	7	66	73	39	74-0	19	15	168	3.3
Barton*	30	0	300	38	100	.380	4	18	.222	10	15	.667	3	31	34	27	20-0	14	4	90	3.0
Claver*	10	0	76	9	20	.450	6	11	.545	0	0	---	3	17	20	1	12-0	1	1	24	2.4
Portland	82	-	19855	3175	7049	.450	807	2231	.362	1272	1589	.801	879	2881	3760	1799	1494-5	525	372	8429	102.8
Opponents	82	-	19855	3130	7123	.439	524	1552	.338	1298	1713	.758	902	2754	3656	1669	1534-6	655	297	8082	98.6

*Did not complete season with Trail Blazers

2014-15

Date	Opponent	Score	Record	Home	Road	Scoring Leader	Rebounding Leader
1. 10/29	Oklahoma City	106-89	W	1-0	1-0	27 Aldridge 10 Lopez	
2. 10/31	@ Sacramento	94-103	L	1-1	0-1	22 Aldridge 8 Lillard	
3. 11/2	Golden State	90-95L	L	1-2	1-1	26 Aldridge 26 Aldridge	
4. 11/4	Cleveland	101-82	W	2-2	2-1	27 Lillard	9 Batum
5. 11/6	Dallas	108-87	W	3-2	3-1	20 Aldridge 9 Batum	
6. 11/8	@ L.A. Clippers	102-106	L	3-3	0-2	25 Lillard	10 Aldridge
7. 11/9	Denver	116-100	W	4-3	4-1	28 Aldridge 9 Aldridge	
8. 11/11	Charlotte	102-100	W	5-3	5-1	29 Lillard	14 Aldridge
9. 11/12	@ Denver	130-113	W	6-3	1-2	27 Lillard	7 Kaman
10. 11/15	Brooklyn	97-87	W	7-3	6-1	28 Lillard	12 Leonard
11. 11/17	New Orleans	102-93	W	8-3	7-1	24 Lillard	10 Kaman
12. 11/21	Chicago	105-87	W	9-3	8-1	21 Lillard	9 Aldridge
13. 11/23	@ Boston	94-88	W	10-3	2-2	20 Aldridge 14 Aldridge	
14. 11/24	@ Philadelphia	114-104	W	11-3	3-2	33 Aldridge 11 Aldridge	
15. 11/26	@ Charlotte	105-97	W	12-3	4-2	28 Matthews	14 Aldridge
16. 11/28	Memphis	99-112	L	12-4	8-2	26 Matthews	11 Kaman
17. 11/30	Minnesota	107-93	W	13-4	9-2	26 Aldridge 15 Aldridge	
18. 12/2	@ Denver	105-103	W	14-4	5-2	39 Aldridge 11 Aldridge	
19. 12/4	Indiana	88-82	W	15-4	10-2	23 Lillard	13 Aldridge
20. 12/7	@ New York	103-99	W	16-4	6-2	24 Aldridge 11 Aldridge	
21. 12/9	@ Detroit	98-86	W	17-4	7-2	23 Aldridge 11 Aldridge	
22. 12/10	@ Minnesota	82-90	L	17-5	7-3	23 Lillard	9 Aldridge
23. 12/12	@ Chicago	106-115	L	17-6	7-4	35 Aldridge 9 Aldridge	
24. 12/13	@ Indiana	95-85	W	18-6	8-4	19 Aldridge 14 Aldridge	
25. 12/15	San Antonio	108-95	W	19-6	11-2	23 Aldridge 14 Aldridge	
26. 12/17	Milwaukee	104-97	W	20-6	12-2	29 Lillard	16 Robinson
27. 12/19	@ San Antonio	129-119 (3ot)	W	21-6	9-4	43 Lillard	16 Aldridge
28. 12/20	@ New Orleans	114-88	W	22-6	10-4	27 Aldridge 12 Aldridge	
29. 12/22	@ Houston	95-110	L	22-7	10-5	18 Lillard	6 Kaman
30. 12/23	@ Oklahoma City	115-111 (ot)	W	23-7	11-5	40 Lillard	9 Kaman
31. 12/26	Philadelphia	114-93	W	24-7	13-2	28 Lillard	17 Freeland
32. 12/28	New York	101-79	W	25-7	14-2	28 Matthews	10 Freeland
33. 12/30	Toronto	102-97 (ot)	W	26-7	15-2	26 Lillard	13 Aldridge
34. 1/3	Atlanta	107-115	L	26-8	15-3	30 Aldridge 12 Aldridge	
35. 1/5	L.A. Lakers	98-94	W	27-8	16-3	39 Lillard	12 Leonard
36. 1/8	Miami	99-83	W	28-8	17-3	24 Aldridge 12 Aldridge	
37. 1/10	Orlando	103-92	W	29-8	18-3	25 Aldridge 10 Batum	
38. 1/11	@ L.A. Lakers	106-94	W	30-8	12-5	34 Lillard	12 Kaman
39. 1/14	L.A. Clippers	94-100	L	30-9	18-4	37 Aldridge 12 Aldridge	
40. 1/16	@ San Antonio	96-110	L	30-10	12-6	24 Aldridge 8 Aldridge	
41. 1/17	@ Memphis	98-102	L	30-11	12-7	32 Aldridge 11 Kaman	
42. 1/19	Sacramento	98-94	W	31-11	19-4	22 Lillard	6 Robinson
43. 1/21	@ Phoenix	113-118	L	31-12	12-8	27 Batum	10 Batum
44. 1/22	Boston	89-90	L	31-13	19-5	21 Lillard	12 Robinson
45. 1/24	Washington	103-96	W	32-13	20-5	26 Aldridge 10 Kaman	
46. 1/28	@ Cleveland	94-99	L	32-14	12-9	38 Aldridge 13 Kaman	
47. 1/30	@ Atlanta	99-105	L	32-15	12-10	37 Aldridge 11 Aldridge	
48. 1/31	@ Milwaukee	88-95	L	32-16	12-11	19 Matthews	13 Aldridge
49. 2/3	Utah	103-102	W	33-16	21-5	25 Lillard	11 Aldridge
50. 2/5	Phoenix	108-87	W	34-16	22-5	20 Batum	13 Aldridge
51. 2/7	@ Dallas	101-111 (ot)	L	34-17	12-12	26 Lillard	14 Aldridge
52. 2/8	@ Houston	109-98	W	35-17	13-12	24 Aldridge 7 Batum	
53. 2/11	L.A. Lakers	102-86	W	36-17	23-5	20 Matthews	12 Aldridge
54. 2/20	@ Utah	76-92	L	36-18	13-13	19 Lillard	8 Aldridge
55. 2/22	Memphis	92-98	L	36-19	23-6	18 Lillard	10 Batum
56. 2/25	San Antonio	111-95	W	37-19	24-6	31 Matthews	13 Aldridge
57. 2/27	Oklahoma City	115-112	W	38-19	25-6	29 Aldridge 16 Aldridge	
58. 3/1	@ Sacramento	110-99	W	39-19	14-13	31 Lillard	15 Aldridge
59. 3/4	@ L.A. Clippers	98-93 (ot)	W	40-19	15-13	29 Aldridge 18 Lillard	
60. 3/5	Dallas	94-75	W	41-19	26-6	17 Aldridge 12 Aldridge	
61. 3/7	@ Minnesota	113-121	L	41-20	15-14	32 Lillard	8 Aldridge
62. 3/11	Houston	105-100	W	42-20	27-6	26 Aldridge 14 Aldridge	
63. 3/13	Detroit	118-99	W	43-20	28-6	28 Lillard	8 Batum
64. 3/15	@ Toronto	113-97	W	44-20	16-14	24 Aldridge 10 Aldridge	
65. 3/16	@ Washington	97-105	L	44-21	16-15	24 Aldridge 15 Batum	
66. 3/18	@ Miami	104-108	L	44-22	16-16	34 Aldridge 13 Kaman	
67. 3/20	@ Orlando	104-111	L	44-23	16-17	31 Aldridge 11 Batum	
68. 3/21	@ Memphis	86-97	L	44-24	16-18	27 Lillard	7 Freeland
69. 3/24	Golden State	108-122	L	44-25	28-7	29 Lillard	7 Lopez
70. 3/25	@ Utah	92-89	W	45-25	17-18	23 Lillard	9 Aldridge
71. 3/27	@ Phoenix	87-81	W	46-25	18-18	27 Aldridge 11 Kaman	
72. 3/28	Denver	120-114	W	47-25	29-7	32 Aldridge 11 Aldridge	
73. 3/30	Phoenix	109-86	W	48-25	30-7	19 Lillard	7 Kaman
74. 4/1	L.A. Clippers	122-126	L	48-26	30-8	29 Aldridge 8 Lopez	
75. 4/3	@ L.A. Lakers	107-77	W	49-26	19-18	27 McCollum	11 Leonard
76. 4/4	New Orleans	99-90	W	50-26	31-8	21 Aldridge 12 Aldridge	
77. 4/6	@ Brooklyn	96-106	L	50-27	19-19	36 Lillard	15 Leonard
78. 4/8	Minnesota	116-91	W	51-27	32-8	24 Aldridge 13 Aldridge	
79. 4/9	@ Golden State	105-116	L	51-28	19-20	27 Aldridge 10 Batum	
80. 4/11	Utah	105-111	L	51-29	32-9	28 Lillard	8 McCollum
81. 4/13	@ Oklahoma City	90-101	L	51-30	19-21	24 Leonard 7 Crabbe	
82. 4/15	@ Dallas	98-114	L	51-31	19-22	19 Aldridge 9 Leonard	

See Playoff section for 2015 Playoff game-by-game scores



Left to right, first row: Jay Triano, Nate Tibbetts, Terry Stotts, Neil Olshey, Paul Allen, Bert Kolde, Chris McGowan, David Vanterpool, Jim Moran, Dale Osbourne. Second Row: Cliff Alexander, Maurice Harkless, Ed Davis, Mason Plumlee, Meyers Leonard, Chris Kaman, Noah Vonleh, Al-Farouq Aminu, Luis Montero. Third Row: Brian Roberts, Damian Lillard, Gerald Henderson, Allen Crabbe, Pat Connaughton, CJ McCollum.

IN REVIEW — The Trail Blazers finished fifth in the Western Conference with a record of 44-38, making the playoffs for the third consecutive season and the 32nd time in franchise history. Portland won 18 of its final 21 games at the Moda Center, and earned the distinction of being the first team in NBA history to make the playoffs despite returning two or fewer players who logged 1,000 or more minutes with the team in the previous season. Damian Lillard led the team in scoring with 25.1 points (career-high) and assists (6.8) on his way to earning All-NBA Second Team honors for the first time in his career. Lillard ranked sixth in the NBA in scoring and tied for eighth in assists, making him the first Trail Blazer to finish a season in the Top 10 in both categories. CJ McCollum increased his scoring average by 14 points, from 6.8 in 2014-15 to 20.8 in 2015-16, becoming the third player in Trail Blazers history to win the NBA's Most Improved Player award in the process. Lillard (229 - fourth) and McCollum (197 - ninth) both finished in the top 10 for 3-pointers made as the Trail Blazers connected on a franchise record 864 3-pointers for the season.

HONORS — Damian Lillard was named All-NBA Second Team, marking the second All-NBA honor and the first Second Team honor of his NBA career. CJ McCollum was named the Kia Most Improved Player, becoming the third player in franchise history to win the award. Terry Stotts was named the Western Conference Coach of the Month for February, after leading Portland to a 9-2 record.

CHANGES — Jim Moran is named an assistant coach. **DRAFT PICKS** — Rondae Hollis-Jefferson, University of Arizona. **KEY TRANSACTIONS** — Acquired Gerald Henderson and Noah Vonleh from Charlotte in exchange for Nicolas Batum; Acquired Mason Plumlee and the draft rights to Pat Connaughton from Brooklyn in exchange for Steve Blake and the draft rights to Rondae Hollis-Jefferson; Acquired Maurice Harkless from Orlando in exchange for a 2020 second round draft pick; Acquired guard Brian Roberts and a future second round pick from Miami in exchange for cash considerations; Signed free agents Al-Farouq Aminu, Luis Montero, and Cliff Alexander.

Overall record: 44-38 (tie, 12th in league, 5th in conference, 2nd in division)
Home record: 28-13 (tie, 7th in league), Road record: 16-25 (tie, 15th in league)

2015-16 PORTLAND TRAIL BLAZERS STATISTICS

	G	St	Min	FG	FGA	Pct.	3FG	3AT	Pct.	FT	FTA	Pct.	Off	Def	Reb	Ast.	PF-DQ	Stl	Blk	Pts	Avg.
Lillard	75	75	2676	618	1474	.419	229	610	.375	414	464	.892	45	257	302	512	165-0	65	28	1879	25.1
McCollum	80	80	2780	641	1434	.448	197	472	.417	187	226	.827	47	212	259	341	187-0	97	23	1666	20.8
Crabbe	81	8	2105	311	678	.459	112	284	.394	98	113	.867	27	189	216	99	192-2	63	16	832	10.3
Aminu	82	82	2341	299	719	.416	126	349	.361	115	156	.737	98	401	499	138	171-0	72	53	839	10.2
Plumlee	82	82	2084	267	517	.516	0	4	.000	215	335	.642	201	427	628	226	253-4	68	85	749	9.1
Henderson	72	0	1431	232	529	.439	48	136	.353	112	146	.767	30	181	211	75	87-0	39	19	624	8.7
Leonard	61	10	1333	195	435	.448	86	228	.377	35	46	.761	51	263	314	92	183-3	8	18	511	8.4
Davis	81	0	1684	206	337	.611	0	0	---	114	204	.559	224	375	599	88	202-2	57	72	526	6.5
Harkless	78	14	1487	195	411	.474	39	140	.279	69	111	.622	101	179	280	67	124-0	49	35	498	6.4
Vonleh	78	56	1174	117	278	.421	11	46	.239	38	51	.745	91	214	305	30	152-1	27	26	283	3.6
Roberts	21	0	137	23	50	.46	6	15	.400	8	10	.800	2	10	12	16	12-0	3	1	60	2.9
Kaman	16	2	112	20	43	.465	1	4	.250	3	3	.100	7	17	24	11	15-0	1	1	44	2.8
Frazier*	35	1	272	20	60	.333	3	17	.176	8	15	.533	11	28	39	42	31-0	10	1	51	1.5
Alexander	8	0	36	5	10	.500	0	0	---	0	0	---	2	4	6	0	1-0	1	2	10	1.3
Montero	12	0	42	5	19	.263	1	9	.111	3	4	.750	0	4	4	1	1-0	0	0	14	1.2
Connaughton	34	0	143	13	49	.265	5	21	.238	5	5	1.000	11	21	32	10	6-0	2	0	36	1.1
Portland	82	-	19805	3167	7040	.450	864	2335	.370	1424	1889	.754	948	2782	3730	1748	1782-12	562	380	8622	105.1
Opponents	82	-	19805	3146	6945	.453	700	1888	.371	1562	2129	.734	867	2716	3583	1770	1597-4	630	424	8554	104.3

*Did not complete season with Trail Blazers

2015-16

Date	Opponent	Score	Record	Home	Road	Scoring Leader	Rebounding Leader
1. 10/28	New Orleans	112-94	W	1-0		37 McCollum	11 Davis
2. 10/30	@Phoenix	92-110	L	1-1	0-1	24 Lillard	10 Aminu
3. 10/31	Phoenix	90-101	L	1-2	1-1	23 Lillard	11 Davis
4. 11/2	@Minnesota	106-101	W	2-2	1-1	34 Lillard	11 Davis
5. 11/4	@Utah	108-92	W	3-2	2-1	35 Lillard	16 Plumlee
6. 11/5	Memphis	115-96	W	4-2	2-1	27 Lillard	12 Plumlee
7. 11/8	Detroit	103-120	L	4-3	2-2	26 Lillard	9 Aminu
8. 11/9	@Denver	104-108	L	4-4	2-2	30 Lillard	9 Leonard
9. 11/11	San Antonio	101-113	L	4-5	2-3	22 Lillard	9 Plumlee
10. 11/13	@Memphis	100-101	L	4-6	2-3	26 McCollum	8 Aminu, Davis
11. 11/15	@Charlotte	94-106	L	4-7	2-4	23 Lillard	13 Plumlee
12. 11/16	@San Antonio	80-93	L	4-8	2-5	27 Lillard	7 Lillard
13. 11/18	@Houston	103-108(ot)	L	4-9	2-6	23 Lillard	15 Aminu
14. 11/20	L.A. Clippers	102-91	W	5-9	3-3	27 Lillard	15 Davis
15. 11/22	@L.A. Lakers	107-93	W	6-9	3-6	30 Lillard	11 Plumlee
16. 11/24	Chicago	88-93	L	6-10	3-4	19 Lillard	17 Plumlee
17. 11/28	L.A. Lakers	108-96	W	7-10	4-4	29 Lillard	9 Aminu
18. 11/30	@L.A. Clippers	87-102	L	7-11	3-7	15 Harkless 13 Plumlee	
19. 12/1	Dallas	112-115(ot)	L	7-12	4-5	25 Lillard	11 Davis
20. 12/3	Indiana	123-111	W	8-12	5-5	26 Lillard	13 Davis
21. 12/5	@Minnesota	109-103	W	9-12	4-7	19 Lillard	9 Plumlee
22. 12/7	@Milwaukee	88-90	L	9-13	4-8	23 Lillard	13 Davis
23. 12/8	@Cleveland	100-105	L	9-14	4-9	33 Lillard	6 Lillard
24. 12/11	@Phoenix	106-96	W	10-14	5-9	26 McCollum	13 Aminu
25. 12/12	New York	110-112	L	10-15	5-6	29 Lillard	8 Lillard
26. 12/14	New Orleans	105-101	W	11-15	6-6	30 Lillard	13 Plumlee
27. 12/16	@Oklahoma City	90-106	L	11-16	5-10	24 McCollum	10 Plumlee
28. 12/18	@Orlando	94-102	L	11-17	5-11	27 McCollum	10 Plumlee
29. 12/20	@Miami	109-116	L	11-18	5-12	32 Lillard	9 Leonard
30. 12/21	@Atlanta	97-106	L	11-19	5-13	19 Crabbe	10 Plumlee
31. 12/23	@New Orleans	89-115	L	11-20	5-14	19 McCollum	12 Plumlee
32. 12/26	Cleveland	105-76	W	12-20	7-6	26 Crabbe	14 Plumlee
33. 12/27	@Sacramento	98-94	W	13-20	6-14	35 McCollum	11 Leonard, McCollum
34. 12/30	Denver	110-103	W	14-20	8-6	29 McCollum	9 Aminu
35. 12/31	@Utah	96-109	L	14-21	6-15	32 McCollum	9 Plumlee
36. 1/3	@Denver	112-106	W	15-21	7-15	25 McCollum	9 Davis
37. 1/4	Memphis	78-91	L	15-22	8-7	17 Lillard	14 Aminu
38. 1/6	L.A. Clippers	98-109	L	15-23	8-8	20 Lillard	12 Davis
39. 1/8	Golden State	108-128	L	15-24	8-9	40 Lillard	7 Aminu, Davis
40. 1/10	Oklahoma City	115-110	W	16-24	9-9	31 Lillard	11 Plumlee
41. 1/13	Utah	99-85	W	17-24	10-9	21 Lillard	12 Davis
42. 1/15	@Brooklyn	116-104	W	18-24	8-15	33 Lillard	10 Davis
43. 1/16	@Philadelphia	89-114	L	18-25	8-16	14 Leonard, Lillard	7 Leonard
44. 1/18	@Washington	108-98	W	19-25	9-16	25 McCollum	11 Plumlee
45. 1/20	Atlanta	98-104	L	19-26	10-10	28 McCollum	10 Leonard
46. 1/23	L.A. Lakers	121-103	W	20-26	11-10	36 Lillard	8 Plumlee
47. 1/26	Sacramento	112-97	W	21-26	12-10	18 McCollum	8 Plumlee
48. 1/29	Charlotte	109-91	W	22-26	13-10	22 Lillard	12 Aminu, Plumlee
49. 1/31	Minnesota	96-93	W	23-26	14-10	21 Lillard, McCollum	8 Vonleh
50. 2/2	Milwaukee	107-95	W	24-26	15-10	30 McCollum	9 Henderson
51. 2/4	Toronto	103-110	L	24-27	15-11	27 Lillard	7 Davis
52. 2/6	@Houston	96-79	W	25-27	10-16	21 Lillard	9 Davis
53. 2/8	@Memphis	112-106(ot)	W	26-27	11-16	33 Lillard	8 Davis
54. 2/10	Houston	116-103	W	27-27	16-11	31 Lillard	13 Davis, Harkless
55. 2/19	Golden State	137-105	W	28-27	17-11	51 Lillard	8 Davis, Harkless
56. 2/21	Utah	115-111	W	29-27	18-11	31 McCollum	9 Plumlee
57. 2/23	Brooklyn	112-104	W	30-27	19-11	34 Lillard, McCollum	13 Plumlee
58. 2/25	Houston	105-119	L	30-28	19-12	23 Lillard	12 Davis
59. 2/27	@Chicago	103-95	W	31-28	12-16	31 Lillard	9 Davis, Plumlee
60. 2/28	@Indiana	111-102	W	32-28	13-16	33 Lillard	9 Davis
61. 3/1	@New York	104-85	W	33-28	14-16	30 Lillard	14 Leonard
62. 3/2	@Boston	93-116	L	33-29	14-17	20 Lillard	7 Harkless, Leonard, Plumlee
63. 3/4	@Toronto	115-117	L	33-30	14-18	50 Lillard	7 Davis
64. 3/6	@Detroit	103-123	L	33-31	14-19	26 Lillard	5 Henderson, Lillard
65. 3/8	Washington	116-109(ot)	W	34-31	20-12	41 Lillard	15 Davis
66. 3/11	@Golden State	112-128	L	34-32	14-20	18 McCollum	13 Leonard
67. 3/12	Orlando	121-84	W	35-32	21-12	19 Lillard	11 Plumlee
68. 3/14	@Oklahoma City	94-128	L	35-33	14-21	21 Lillard	8 Plumlee
69. 3/17	@San Antonio	110-118	L	35-34	14-22	26 McCollum	9 Davis
70. 3/18	@New Orleans	117-112	W	36-34	15-22	33 Lillard	10 Davis
71. 3/20	@Dallas	120-132(ot)	L	36-35	15-23	26 Lillard	19 Plumlee
72. 3/23	Dallas	109-103	W	37-35	22-12	27 Lillard	11 Aminu
73. 3/24	@L.A. Clippers	94-96	L	37-36	15-24	18 Lillard	8 Davis, Harkless
74. 3/26	Philadelphia	108-105	W	38-36	23-12	25 McCollum	13 Davis
75. 3/28	Sacramento	105-93	W	39-36	24-12	21 Crabbe	9 Davis
76. 3/31	Boston	116-109	W	40-36	25-12	28 Aminu	10 Harkless
77. 4/2	Miami	110-93	W	41-36	26-12	24 McCollum	11 Davis
78. 4/3	@Golden State	111-136	L	41-37	15-25	38 Lillard	10 Harkless
79. 4/5	@Sacramento	115-107	W	42-37	16-25	30 McCollum	16 Harkless
80. 4/6	Oklahoma City	120-115	W	43-37	27-12	27 Aminu	8 Davis
81. 4/9	Minnesota	105-106	L	43-38	27-13	31 Lillard	15 Plumlee
82. 4/13	Denver	107-99	W	44-38	28-13	21 Lillard	9 Davis

See Playoff section for 2016 Playoff game-by-game scores



Left to right, first row: John McCullough, Nate Tibbetts, Terry Stotts, Neil Olshey, Paul Allen, Bert Kolde, Chris McGowan, David Vanterpool, Jim Moran, Dale Osbourne. Second Row: Evan Turner, Maurice Harkless, Jake Layman, Meyers Leonard, Jusuf Nurkic, Noah Vonleh, Al-Farouq Aminu. Third Row: Shabazz Napier, Damian Lillard, Pat Connaughton, Allen Crabbe, Tim Quarterman, CJ McCollum.

IN REVIEW — The Trail Blazers finished the 2016-17 season with a 41-41 record, earning the eighth seed in the Western Conference as the league’s youngest team. Despite falling 11 games below .500 at the end of February, Portland closed the season on a 17-6 run to make the playoffs for the fourth consecutive season. The turnaround included a league-best 13-3 record in March, for which Terry Stotts and Damian Lillard were awarded Coach of the Month and Player of the Month honors, respectively. In his fifth season, Lillard averaged career highs of 27.0 points and 4.9 rebounds to go with 5.9 assists while becoming just the second player in NBA history to make 1,000 three-pointers through his first five seasons. CJ McCollum continued upon his 2015-16 Most Improved Player campaign, averaging 23.0 points, 3.6 rebounds and 3.6 assists. Mid-season acquisition, Jusuf Nurkic, averaged 15.2 points, 10.4 rebounds and 3.2 assists in 20 games with the Trail Blazers.

HONORS — Damian Lillard named Western Conference Player of the Month for March after averaging 29.1 points, 4.4 rebounds and 6.0 assists. Terry Stotts was named Western Conference Coach of the Month for March after leading the Trail Blazers to an NBA-best 13-3 record. Damian Lillard was named Western Conference Player of the Week on March 20.

CHANGES — John McCullough is named an assistant coach. **DRAFT PICKS** — None. Both picks traded. **KEY TRANSACTIONS** — Acquired the draft rights to Jake Layman from Orlando in exchange for a future second round pick and cash considerations; signed free agent Evan Turner, acquired Shabazz Napier from Orlando in exchange for cash considerations; re-signed Meyers Leonard; re-signed Allen Crabbe; signed free agent Tim Quarterman; signed CJ McCollum to a four-year contract extension through 2020-21; re-signed Maurice Harkless; acquired a 2017 unprotected first round pick from Cleveland in exchange for a 2018 first round pick; acquired Jusuf Nurkic and a 2017 first round pick from Denver in exchange for Mason Plumlee; a 2018 second round pick and cash considerations.

Overall record: 41-41 (tie, 15th in league, 8th in conference, 3rd in division)
Home record: 25-16 (tie, 12th in league), Road record: 16-25 (tie, 16th in league)

2016-17 PORTLAND TRAIL BLAZERS STATISTICS

	G	St	Min	FG	FGA	Pct.	3FG	3AT	Pct.	FT	FTA	Pct.	Off	Def	Reb	Ast	PF	St	TO	Blk	Pts	Avg
Lillard	75	75	2693	661	1488	.444	214	579	.370	488	545	.895	46	322	368	440	152	68	197	20	2024	27
McCollum	80	80	2796	692	1441	.480	185	439	.421	268	294	.912	60	229	389	285	202	72	172	42	1837	23
Plumlee*	54	54	1516	235	442	.532	0	5	.000	127	224	.567	120	312	432	214	149	50	88	63	597	11.1
Crabbe	79	7	2254	303	647	.468	134	302	.444	105	124	.847	19	207	226	94	171	54	62	20	845	10.7
Nurkic	20	19	584	120	236	.508	0	1	.000	64	97	.660	65	142	207	63	73	25	62	38	304	15.2
Harkless	77	69	2223	314	624	.503	68	194	.351	77	124	.621	125	216	341	88	214	85	86	70	773	10
Turner	65	12	1659	235	552	.426	31	118	.263	85	103	.825	36	211	247	205	121	53	100	24	586	9
Aminu	61	25	1773	183	467	.392	70	213	.329	96	136	.706	77	374	451	99	102	61	94	44	532	8.7
Leonard	74	12	1222	146	378	.386	74	213	.347	35	40	.875	27	210	237	71	172	13	35	28	401	5.4
Vonleh	74	41	1265	130	270	.481	7	20	.350	60	94	.638	131	256	387	31	154	30	64	27	327	4.4
Davis	46	12	789	75	142	.528	0	0	---	50	81	.617	96	148	244	26	137	15	37	22	200	4.3
Napier	53	2	512	73	183	.399	34	92	.37	38	49	.776	8	53	61	67	38	32	41	2	218	4.1
Connaughton	39	1	316	37	72	.514	17	33	.515	7	9	.778	10	42	52	28	23	6	17	2	98	2.5
Layman	35	1	249	26	89	.292	13	51	.255	13	17	.765	6	18	24	11	22	8	11	3	78	2.2
Quarterman	16	0	80	13	29	.448	5	13	.385	0	3	.000	4	10	14	11	6	2	11	3	31	1.9
Portland	82	-	19930	3243	7060	.459	852	2273	.375	1513	1940	.780	830	2750	3580	1733	1736	574	1126	408	8851	107.9
Opponents	82	-	19930	3213	7069	.455	762	2058	.370	1706	2173	.785	830	2778	3608	1688	1624	633	1052	431	8894	108.5

*Did not complete season with Trail Blazers

2016-17

Date	Opponent	Score	Record	Home	Road	Scoring Leader	Rebounding Leader	
1. 10/25	Utah	113-104	W	1-0	1-0	0-0	39 Lillard	9 Lillard
2. 10/27	LA Clippers	106-114	L	1-1	1-1	0-0	29 Lillard	10 Lillard
3. 10/29	@Denver	115-113(ot)	W	2-1	1-1	1-0	37 Lillard	12 Aminu
4. 11/1	Golden State	104-127	L	2-2	1-2	1-0	31 Lillard	10 Aminu
5. 11/2	@Phoenix	115-118(ot)	L	2-3	1-2	1-1	27 Lillard	12 Plumlee
6. 11/4	@Dallas	105-95	W	3-3	1-2	2-1	42 Lillard	10 Aminu
7. 11/6	@Memphis	100-94	W	4-3	1-2	3-1	37 McCollum	7 Harkless, Lillard
8. 11/8	Phoenix	124-121	W	5-3	2-2	3-1	38 Lillard	8 Vonleh
9. 11/9	@LA Clippers	80-111	L	5-4	2-2	3-2	11 Napier	11 Vonleh
10. 11/11	Sacramento	122-120(ot)	W	6-4	3-2	3-2	36 Lillard	8 Harkless
11. 11/13	Denver	112-105	W	7-4	4-2	3-2	32 Lillard	9 Plumlee
12. 11/15	Chicago	88-113	L	7-5	4-3	3-2	19 Lillard	9 Davis
13. 11/17	@Houston	109-126	L	7-6	4-3	3-3	26 McCollum	8 Plumlee
14. 11/18	@New Orleans	101-113	L	7-7	4-3	3-4	27 Lillard	12 Plumlee
15. 11/20	@Brooklyn	129-109	W	8-7	4-3	4-4	33 McCollum	11 Leonard
16. 11/22	@New York	103-107	L	8-8	4-3	4-5	22 Lillard	10 Davis
17. 11/23	@Cleveland	125-137	L	8-9	4-3	4-6	40 Lillard	7 Harkless, Lillard
18. 11/25	New Orleans	119-104	W	9-9	5-3	4-6	27 Lillard	14 Plumlee
19. 11/27	Houston	114-130	L	9-10	5-4	4-6	28 McCollum	8 Plumlee
20. 11/30	Indiana	131-109	W	10-10	6-4	4-6	28 Lillard	9 Davis, Plumlee
21. 12/3	Miami	99-92	W	11-10	7-4	4-6	19 Lillard	9 Plumlee
22. 12/5	@Chicago	112-110	W	12-10	7-4	5-6	30 Lillard	9 Harkless
23. 12/7	@Milwaukee	107-115	L	12-11	7-4	5-7	30 Lillard	10 Plumlee
24. 12/8	@Memphis	86-88	L	12-12	7-4	5-8	24 McCollum	11 Aminu
25. 12/10	@Indiana	111-118	L	12-13	7-4	5-9	34 McCollum	11 Davis
26. 12/12	@LA Clippers	120-121	L	12-14	7-4	5-10	25 McCollum	7 Plumlee
27. 12/13	Oklahoma City	114-95	W	13-14	8-4	5-10	18 Plumlee	7 Plumlee
28. 12/15	@Denver	120-132	L	13-15	8-4	5-11	40 Lillard	7 Davis, Plumlee, Vonleh
29. 12/17	@Golden State	90-135	L	13-16	8-4	5-12	20 Lillard	8 Vonleh
30. 12/20	@Sacramento	121-126	L	13-17	8-4	5-13	36 McCollum	13 Plumlee
31. 12/21	Dallas	95-96	L	13-18	8-5	5-13	29 Lillard	10 Davis
32. 12/23	San Antonio	90-110	L	13-19	8-6	5-13	16 Leonard	6 McCollum
33. 12/26	Toronto	91-95	L	13-20	8-7	5-13	29 McCollum	15 Plumlee
34. 12/28	Sacramento	102-89	W	14-20	9-7	5-13	20 McCollum	14 Plumlee
35. 12/30	@San Antonio	94-110	L	14-21	9-7	5-14	29 McCollum	6 Aminu
36. 1/1	@Minnesota	95-89	W	15-21	9-7	6-14	43 McCollum	8 Crabbe, Plumlee
37. 1/4	@Golden State	117-125	L	15-22	9-7	6-15	35 McCollum	10 Plumlee
38. 1/5	L.A. Lakers	118-109	W	16-22	10-7	6-15	27 McCollum	11 Aminu
39. 1/8	Detroit	124-125(2ot)	L	16-23	10-8	6-15	35 McCollum	10 Plumlee
40. 1/10	@L.A. Lakers	108-87	W	17-23	10-8	7-15	25 McCollum	15 Aminu
41. 1/11	Cleveland	102-86	W	18-23	11-8	7-15	27 McCollum	12 Aminu
42. 1/13	Orlando	109-115	L	18-24	11-9	7-15	34 Lillard	8 Lillard
43. 1/16	@Washington	101-120	L	18-25	11-9	7-16	22 Lillard	8 Vonleh
44. 1/18	@Charlotte	85-107	L	18-26	11-9	7-17	21 Lillard	10 Plumlee
45. 1/20	@Philadelphia	92-93	L	18-27	11-9	7-18	30 Lillard	11 Plumlee
46. 1/21	@Boston	127-123(ot)	W	19-27	11-9	8-18	35 McCollum	11 Plumlee
47. 1/25	L.A. Lakers	105-98	W	20-27	12-9	8-18	24 Lillard, McCollum	13 Plumlee
48. 1/27	Memphis	112-109	W	21-27	13-9	8-18	33 Lillard	10 Plumlee
49. 1/29	Golden State	111-113	L	21-28	13-10	8-18	28 McCollum	11 Plumlee
50. 1/31	Charlotte	115-98	W	22-28	14-10	8-18	27 Lillard	11 Plumlee
51. 2/3	Dallas	104-108	L	22-29	14-11	8-18	28 McCollum	9 Lillard, Plumlee
52. 2/5	@Oklahoma City	99-105	L	22-30	14-11	8-19	29 Lillard	8 McCollum
53. 2/7	@Dallas	114-113	W	23-30	14-11	9-19	32 McCollum	15 Plumlee
54. 2/9	Boston	111-120	L	23-31	14-12	9-19	28 Lillard	9 Vonleh
55. 2/13	Atlanta	104-109(ot)	L	23-32	14-13	9-19	26 McCollum	15 Aminu
56. 2/15	@Utah	88-111	L	23-33	14-13	9-20	18 McCollum	8 Nurkic
57. 2/23	@Orlando	112-103	W	24-33	14-13	10-20	33 Lillard	12 Nurkic
58. 2/26	@Toronto	106-112	L	24-34	14-13	10-21	28 Lillard	8 Aminu
59. 2/28	@Detroit	113-120(ot)	L	24-35	14-13	10-22	34 Lillard	11 Lillard
60. 3/2	Oklahoma City	114-109	W	25-35	15-13	10-22	33 Lillard	12 Nurkic
61. 3/4	Brooklyn	130-116	W	26-35	16-13	10-22	31 McCollum	6 Aminu, Nurkic
62. 3/7	@Oklahoma City	126-121	W	27-35	16-13	11-22	23 Crabbe	9 Nurkic
63. 3/9	Philadelphia	114-108(ot)	W	28-35	17-13	11-22	28 Nurkic	2 O'Lillard
64. 3/11	Washington	124-125(ot)	L	28-36	17-14	11-22	34 McCollum	8 Aminu, Vonleh
65. 3/12	@Phoenix	110-101	W	29-36	17-14	12-22	39 Lillard	12 Aminu
66. 3/14	New Orleans	77-100	L	29-37	17-14	12-23	29 Lillard	10 Aminu
67. 3/15	@San Antonio	110-106	W	30-37	17-14	13-23	36 Lillard	9 Nurkic
68. 3/18	@Atlanta	113-97	W	31-37	17-14	14-23	27 Lillard	11 Vonleh
69. 3/19	@Miami	115-104	W	32-37	17-14	15-23	49 Lillard	13 Nurkic
70. 3/21	Milwaukee	90-93	L	32-38	17-15	15-23	31 Lillard	14 Nurkic
71. 3/23	New York	110-95	W	33-38	18-15	15-23	30 Lillard	12 Vonleh
72. 3/25	Minnesota	112-100	W	34-38	19-15	15-23	32 McCollum	9 Nurkic
73. 3/26	@L.A. Lakers	97-81	W	35-38	19-15	16-23	22 Lillard	14 Vonleh
74. 3/28	Denver	122-113	W	36-38	20-15	16-23	39 McCollum	15 Nurkic
75. 3/30	Houston	117-107	W	37-38	21-15	16-23	31 Lillard	11 Nurkic
76. 4/1	Phoenix	130-117	W	38-38	22-15	16-23	31 Lillard	13 Vonleh
77. 4/3	@Minnesota	109-110	L	38-39	22-15	16-24	25 Lillard	7 Aminu, Harkless
78. 4/4	@Utah	87-106	L	38-40	22-15	16-25	25 McCollum	6 McCollum
79. 4/6	Minnesota	105-98	W	39-40	23-15	16-25	25 Crabbe	9 Lillard
80. 4/8	Utah	101-86	W	40-40	24-15	16-25	59 Lillard	12 Aminu
81. 4/10	San Antonio	99-98	W	41-40	25-15	16-25	32 Napier	11 Vonleh
82. 4/12	New Orleans	100-103	L	41-41	25-16	16-25	25 Napier	19 Vonleh

See Play off section for 2017 Playoff game-by-game scores



Left to right, first row: John McCullough, Nate Tibbetts, Terry Stotts, Neil Olshey, Paul Allen, Bert Kolde, Chris McGowan, David Vanterpool, Jim Moran, Dale Osbourne. Second Row: Jake Layman, Ed Davis, Georgios Papagiannis, Meyers Leonard, Jusuf Nurkic, Al-Farouq Aminu, Caleb Swanigan, Zach Collins. Third Row: Shabazz Napier, Damian Lillard, Pat Connaughton, Wade Baldwin IV, CJ McCollum, Evan Turner, Maurice Harkless.

IN REVIEW — Portland finished the 2017-18 season with a 49-33 record, claiming the third seed in the Western Conference and advancing to the Playoffs for the fifth consecutive season. Champions of the Northwest Division, the Trail Blazers featured the NBA's second-youngest roster and achieved their highest finish in the Western Conference since the 1999-2000 season. After posting a record of 18-17 through the end of December, Portland went 11-5 in the month of January, for which Terry Stotts received Western Conference Coach of the Month honors. Building on their success in the new year, the Trail Blazers recorded 13 straight wins from February 14 to March 18, which matched the second-longest winning streak in franchise history. Portland boasted one of the league's top defenses, as the Trail Blazers allowed the fifth-fewest points per game in the NBA (103.0) and held their opponents below 100 points in 33 contests. Damian Lillard finished tied for fourth in the NBA in scoring (26.9) and tied for 10th in assists (6.6) while being picked to his third All-Star team and receiving First Team All-NBA honors. In his fifth season, CJ McCollum averaged 21.4 points, a career-high 4.0 rebounds and 3.4 assists.

HONORS — Damian Lillard was named All-NBA First Team, marking the third All-NBA honor and first First Team honor of his career. Terry Stotts was named Western Conference Coach of the Month for January after leading Portland to an 11-5 record. Damian Lillard was named Western Conference Player of the Week on January 22, March 12 and April 2.

CHANGES — None. **DRAFT PICKS** — Justin Jackson, North Carolina; Harry Giles, Duke; Caleb Swanigan, Purdue. **KEY TRANSACTIONS** — Acquired the draft rights to Zach Collins from Sacramento in exchange for the draft rights to Justin Jackson and Harry Giles; acquired Andrew Nicholson and a traded player exception from Brooklyn in exchange for Allen Crabbe; signed C.J. Wilcox to a two-way contract; signed Wade Baldwin IV to a two-way contract; acquired the draft rights to Milovan Rakovic and a traded player exception from Chicago in exchange for Noah Vonleh; signed Brandon Rush to a 10-day contract; signed Georgios Papagiannis; converted Wade Baldwin IV to a standard NBA contract.

Overall record: 49-41 (7th in league, 3rd in conference, 1st in division)
Home record: 28-13 (tie, 9th in league), Road record: 21-20 (tie, 7th in league)

2017-18 PORTLAND TRAIL BLAZERS STATISTICS

	G	St	Min	FG	FGA	Pct.	3FG	3AT	Pct.	FT	FTA	Pct.	Off	Def	Reb	Ast	PF	St	TO	Blk	Pts	Avg
Lillard	73	73	2670	621	1415	.439	227	629	.361	493	538	.916	62	263	325	481	117	77	206	27	1962	26.9
McCollum	81	81	2923	667	1505	.443	189	476	.397	209	250	.836	53	268	321	272	168	77	151	35	1732	21.4
Nurkic	79	79	2088	480	951	.505	0	7	.000	172	273	.630	189	519	708	143	247	64	183	111	1132	14.3
Aminu	69	67	2072	230	582	.395	125	339	.369	59	80	.738	97	428	525	84	136	79	79	40	644	9.3
Napier	74	9	1535	223	531	.420	82	218	.376	116	138	.841	26	144	170	150	84	81	90	14	644	8.7
Turner	79	40	2034	258	577	.447	42	132	.318	91	107	.850	30	214	244	173	163	47	99	29	649	8.2
Harkless	59	37	1264	147	297	.495	49	118	.415	42	59	.712	46	116	162	53	103	48	40	43	385	6.5
Baldwin IV	7	0	80	14	21	.667	4	5	.800	6	10	.600	1	7	8	5	12	2	4	1	38	5.4
Connaughton	82	5	1488	165	390	.423	74	210	.352	37	44	.841	36	125	161	91	120	23	43	22	441	5.4
Davis	78	0	1471	170	292	.582	0	1	.000	74	111	.667	183	392	575	40	188	32	66	52	414	5.3
Collins	66	1	1046	115	289	.398	35	113	.310	27	42	.643	45	176	221	52	133	17	58	31	292	4.4
*Vonleh	33	12	476	47	96	.490	2	6	.333	23	31	.742	35	132	167	13	42	6	15	11	119	3.6
Leonard	33	2	254	46	78	.590	11	26	.423	9	11	.818	12	58	70	17	36	7	10	0	112	3.4
Swanigan	27	3	189	24	60	.40	1	8	.125	12	18	.667	15	39	54	14	37	5	18	3	61	2.3
Papagiannis	17	0	122	18	42	.429	0	0	---	0	0	---	13	24	37	9	12	4	8	6	36	2.1
Layman	35	1	160	14	47	.298	4	20	.200	2	3	.667	4	12	16	11	13	6	5	4	34	1.0
Portland	82	-	19755	3222	7132	.452	845	2308	.366	1372	1715	.800	835	2893	3728	1599	1599	573	1109	423	8661	105.6
Opponents	82	-	19755	3146	7042	.447	794	2179	.364	1362	1803	.755	763	2755	3518	1655	1564	602	1036	418	8448	103.0

*Did not complete season with Trail Blazers

2017-18

	Date	Opponent	Score	Record	Home	Road	Scoring Leader	Rebounding Leader
1.	10/18	@Phoenix	124-76	W 1-0	0-0	1-0	27 Lillard	12 Aminu
2.	10/20	@Indiana	114-96	W 2-0	0-0	2-0	28 Lillard	16 Aminu
3.	10/21	@Milwaukee	110-113	L 2-1	0-0	2-1	26 Lillard, McCollum	11 Davis, Nurkic
4.	10/24	New Orleans	103-93	W 3-1	1-0	2-1	23 McCollum	10 Davis
5.	10/26	LA Clippers	103-104	L 3-2	1-1	2-1	25 Lillard	10 Davis
6.	10/28	Phoenix	114-107	W 4-2	2-1	2-1	25 Lillard	11 Davis
7.	10/30	Toronto	85-99	L 4-3	2-2	2-1	36 Lillard	8 Davis
8.	11/1	@Utah	103-112	L 4-4	2-2	2-2	33 Lillard	11 Nurkic
9.	11/2	L.A. Lakers	113-110	W 5-4	3-2	2-2	32 Lillard	8 Davis
10.	11/5	Oklahoma City	103-99	W 6-4	4-2	2-2	36 Lillard	8 Nurkic, Vonleh
11.	11/7	Memphis	97-98	L 6-5	4-3	2-2	36 McCollum	10 Davis, Vonleh
12.	11/10	Brooklyn	97-101	L 6-6	4-4	2-2	21 Nurkic	9 Lillard
13.	11/13	Denver	99-82	W 7-6	5-4	2-2	17 McCollum, Nurkic	10 Vonleh
14.	11/15	Orlando	99-94	W 8-6	6-4	2-2	26 Lillard	11 Lillard
15.	11/17	@Sacramento	82-86	L 8-7	6-4	2-3	29 Lillard	8 Davis
16.	11/18	Sacramento	102-90	W 9-7	7-4	2-3	25 McCollum	8 Davis
17.	11/20	@Memphis	100-92	W 10-7	7-4	3-3	24 McCollum	18 Vonleh
18.	11/22	@Philadelphia	101-81	L 10-8	7-4	3-4	30 Lillard	11 Nurkic, Vonleh
19.	11/24	@Brooklyn	127-125	W 11-8	7-4	4-4	34 Lillard	15 Nurkic
20.	11/25	@Washington	108-105	W 12-8	7-4	5-4	29 Lillard	10 Vonleh
21.	11/27	@New York	103-91	W 13-8	7-4	6-4	32 Lillard	12 Vonleh
22.	11/30	Milwaukee	91-103	L 13-9	7-5	6-4	25 Nurkic	11 Nurkic
23.	12/2	New Orleans	116-123	L 13-10	7-6	6-4	29 Lillard	7 Napier, Vonleh
24.	12/5	Washington	92-106	L 13-11	7-7	6-4	30 Lillard	9 Nurkic
25.	12/9	Houston	117-124	L 13-12	7-8	6-4	35 Lillard	9 Davis
26.	12/11	@Golden State	104-111	L 13-13	7-8	6-5	39 Lillard	9 Vonleh
27.	12/13	@Miami	102-95	W 14-13	7-8	7-5	28 McCollum	13 Aminu
28.	12/15	@Orlando	95-88	W 15-13	7-8	8-5	21 Lillard	11 Nurkic
29.	12/16	@Charlotte	91-91	W 16-13	7-8	9-5	25 McCollum	10 Collins
30.	12/18	@Minnesota	107-108	L 16-14	7-8	9-6	20 McCollum, Nurkic	8 Lillard
31.	12/20	San Antonio	91-93	L 16-15	7-9	9-6	17 Lillard	11 Davis
32.	12/22	Denver	85-102	L 16-16	7-10	9-6	15 McCollum	8 Davis
33.	12/23	@L.A. Lakers	95-92	W 17-16	7-10	10-6	22 Harkless	10 Aminu
34.	12/28	Philadelphia	114-110	W 18-16	8-10	10-6	34 McCollum	12 Nurkic
35.	12/30	@Atlanta	89-104	L 18-17	8-10	10-7	21 Napier	11 Nurkic
36.	1/1	@Chicago	124-120	W 19-17	8-10	11-7	32 McCollum	15 Nurkic
37.	1/2	@Cleveland	110-127	L 19-18	8-10	11-8	25 Lillard	9 Aminu
38.	1/5	Atlanta	110-89	W 20-18	9-10	11-8	20 McCollum	9 Nurkic
39.	1/7	San Antonio	111-110	W 21-18	10-10	11-8	25 McCollum	13 Nurkic
40.	1/9	@Oklahoma City	117-106	W 22-18	10-10	12-8	27 McCollum	8 Nurkic
41.	1/10	@Houston	112-121	L 22-19	10-10	12-9	29 Lillard	10 Davis
42.	1/12	@New Orleans	113-119	L 22-20	10-10	12-10	23 Lillard, McCollum	11 Aminu
43.	1/14	@Minnesota	103-120	L 22-21	10-10	12-11	21 Lillard	8 Davis
44.	1/16	Phoenix	118-111	W 23-21	11-10	12-11	31 Lillard	9 Aminu
45.	1/18	Indiana	100-86	W 24-21	12-10	12-11	26 Lillard	17 Nurkic
46.	1/20	Dallas	117-108	W 25-21	13-10	12-11	31 Lillard	10 Davis
47.	1/22	@Denver	101-104	L 25-22	13-10	12-12	25 Lillard	12 Nurkic
48.	1/24	Minnesota	123-114	W 26-22	14-10	12-12	31 Lillard	10 Davis
49.	1/26	@Dallas	107-93	W 27-22	14-10	13-12	29 Lillard	13 Davis
50.	1/30	@LA Clippers	104-96	W 28-22	14-10	14-12	28 Lillard	20 Nurkic
51.	1/31	Chicago	124-108	W 29-22	15-10	14-12	50 McCollum	9 Nurkic
52.	2/2	@Toronto	105-130	L 29-23	15-10	14-13	32 Lillard	9 Aminu
53.	2/4	@Boston	96-97	L 29-24	15-10	14-14	22 McCollum	8 Aminu, Harkless, Nurkic
54.	2/5	@Detroit	91-111	L 29-25	15-10	14-15	20 Lillard	14 Aminu
55.	2/8	Charlotte	109-103	W 30-25	16-10	14-15	24 Nurkic	15 Aminu
56.	2/9	@Sacramento	118-100	W 31-25	16-10	15-15	50 Lillard	14 Davis
57.	2/11	Utah	96-115	L 31-26	16-11	15-15	39 Lillard	12 Davis
58.	2/14	Golden State	123-117	W 32-26	17-11	15-15	44 Lillard	13 Nurkic
59.	2/23	@Utah	100-81	W 33-26	17-11	16-15	26 McCollum	9 Davis
60.	2/24	@Phoenix	106-104	W 34-26	17-11	17-15	40 Lillard	13 Nurkic
61.	2/27	Sacramento	116-99	W 35-26	18-11	17-15	26 Lillard	12 Davis
62.	3/1	Minnesota	108-99	W 36-26	19-11	17-15	35 Lillard	12 Aminu
63.	3/3	Oklahoma City	108-100	W 37-26	20-11	17-15	28 McCollum	10 Davis
64.	3/5	@L.A. Lakers	108-103	W 38-26	20-11	18-15	39 Lillard	16 Nurkic
65.	3/6	New York	111-87	W 39-26	21-11	18-15	37 Lillard	14 Davis
66.	3/9	Golden State	125-108	W 40-26	22-11	18-15	30 McCollum	15 Davis
67.	3/12	Miami	115-99	W 41-26	23-11	18-15	32 Lillard	16 Nurkic
68.	3/15	Cleveland	113-105	W 42-26	24-11	18-15	29 McCollum	10 Nurkic
69.	3/17	Detroit	100-87	W 43-26	25-11	18-15	24 Lillard	12 Aminu
70.	3/18	@LA Clippers	122-109	W 44-26	25-11	19-15	23 Lillard	12 Nurkic
71.	3/20	Houston	111-115	L 44-27	25-12	19-15	22 Aminu	11 Nurkic
72.	3/23	Boston	100-105	L 44-28	25-13	19-15	26 Lillard, McCollum	10 Aminu
73.	3/25	@Oklahoma City	108-105	W 45-28	25-13	20-15	34 McCollum	12 Nurkic
74.	3/27	@New Orleans	107-103	W 46-28	25-13	21-15	41 Lillard	10 Aminu, Nurkic
75.	3/28	@Memphis	103-108	L 46-29	25-13	21-16	42 McCollum	8 Nurkic
76.	3/30	LA Clippers	105-96	W 47-29	26-13	20-16	21 Nurkic	12 Nurkic
77.	4/1	Memphis	113-98	W 48-29	27-13	20-16	27 Lillard	10 Aminu
78.	4/3	@Dallas	109-115	L 48-30	27-13	21-17	29 Lillard	13 Nurkic
79.	4/5	@Houston	96-94	L 48-31	27-13	21-18	16 McCollum	11 Nurkic
80.	4/7	@San Antonio	105-116	L 48-32	27-13	21-19	33 Lillard	12 Nurkic
81.	4/9	@Denver	88-82	L 48-33	27-13	21-20	25 Lillard	19 Nurkic
82.	4/11	Utah	102-93	W 49-33	28-13	21-20	36 Lillard	9 Aminu, Nurkic

See Playoff section for 2018 Playoff game-by-game scores



Left to right, first row: John McCullough, Nate Tibbetts, Terry Stotts, Neil Olshey, Bert Kolde, Chris McGowan, David Vanterpool, Jim Moran, Dale Osbourne. Second Row: Maurice Harkless, Jake Layman, Skal Labissiere, Zach Collins, Maurice Harkless, Jusuf Nurkic, Enes Kanter, Al-Farouq Aminu, Rodney Hood. Third Row: Seth Curry, Damian Lillard, Anfernee Simons, Evan Turner, Gary Trent Jr., CJ McCollum.

IN REVIEW — The Trail Blazers finished the 2018-19 season with a 53-29 record and advanced to the Western Conference Finals for the first time since 2000 with series victories over Oklahoma City (4-1) and Denver (4-3). Portland captured the third seed in the Western Conference for the second consecutive season and made the Playoffs for the sixth straight campaign. Bolstered by the midseason additions of Rodney Hood and Enes Kanter, the Trail Blazers closed the season on a 20-6 run to secure their best regular season showing since 2013-14. Terry Stotts was named Western Conference Coach of the Month in both February and March after guiding the team to 6-3 and 10-5 records in the two months. The Trail Blazers had the NBA's sixth-highest scoring offense (114.7 ppg), spearheaded by Damian Lillard, who finished sixth in MVP voting after averaging 25.8 points and a career best 6.9 assists. CJ McCollum averaged 21.0 points, 4.0 rebounds and 3.0 assists while Jusuf Nurkic averaged career highs of 15.6 points, 10.4 rebounds and 3.2 assists before suffering a season-ending injury to his left leg on March 25.

HONORS — Damian Lillard was named All-NBA Second Team, marking the fourth All-NBA honor of his career. Terry Stotts was named Western Conference Coach of the Month for February and for March. CJ McCollum was named Western Conference Player of the Week on Nov. 12. Damian Lillard was named Western Conference Player of the Week on April 1.

CHANGES — None. **DRAFT PICKS** — Anfernee Simons, IMG Academy. **KEY TRANSACTIONS** — Acquired the draft rights to Gary Trent Jr. from Sacramento in exchange for two future second round draft picks and cash considerations; signed guards Seth Curry and Nik Stauskas; acquired Rodney Hood from Cleveland in exchange for Wade Baldwin IV, Nik Stauskas and two future second round draft picks; acquired forward Skal Labissiere from Sacramento in exchange for Caleb Swanigan; signed free agent center Enes Kanter.

Overall record: 53-29 (tie, 5th in league, 3rd in conference, 2nd in division)
Home record: 32-9 (tie, 3rd in league), Road record: 21-20 (tie, 7th in league)

2018-19 PORTLAND TRAIL BLAZERS STATISTICS

	G	St	Min	FG	FGA	Pct.	3FG	3AT	Pct.	FT	FTA	Pct.	Off	Def	Reb	Ast	PF	St	TO	Blk	Pts	Avg
Lillard	80	80	2838	681	1533	.444	237	643	.369	468	513	.912	68	303	371	551	148	88	212	34	2067	25.8
McCollum	70	70	2375	571	1243	.459	167	445	.375	159	192	.828	62	220	282	207	172	55	106	28	1468	21.0
Nurkic	72	72	1974	420	826	.508	3	29	.103	282	365	.773	243	505	748	233	250	71	168	103	1125	15.6
Kanter	23	8	512	124	215	.577	3	12	.250	50	68	.735	86	112	198	32	61	14	39	9	301	13.1
Hood	27	4	659	98	217	.452	29	84	.345	33	41	.805	7	38	45	34	45	21	19	7	258	9.6
Aminu	81	81	2292	257	593	.433	96	280	.343	150	173	.867	112	498	610	104	143	68	72	33	760	9.4
Curry	74	2	1399	212	465	.456	113	251	.450	44	52	.846	27	93	120	66	97	36	61	12	581	7.9
Harkless	60	53	1415	189	388	.487	33	120	.275	49	73	.671	77	192	269	74	163	67	45	53	460	7.7
Layman	71	33	1327	216	424	.509	59	181	.326	50	71	.704	56	161	217	53	116	31	46	30	541	7.6
Turner	73	2	1606	204	443	.460	11	52	.212	75	106	.708	37	291	328	283	110	33	114	18	494	6.8
Collins	77	0	1356	189	400	.473	40	121	.331	94	126	.746	109	215	324	71	174	25	77	66	512	6.6
*Stauskas	44	0	673	96	229	.419	43	125	.344	32	36	.889	10	70	80	62	31	14	40	4	267	6.1
Leonard	61	2	878	132	242	.545	50	111	.450	43	51	.843	49	184	233	75	105	13	43	9	357	5.9
Simons	20	1	141	28	63	.444	10	29	.345	9	16	.563	3	10	13	13	9	1	11	0	75	3.8
Labissiere	9	1	63	13	19	.684	2	21	0.000	3	6	.500	5	14	19	5	8	3	4	3	31	3.4
Trent	15	1	111	16	50	.320	5	21	.238	3	7	.429	1	10	11	5	4	1	4	2	40	2.7
*Swanigan	18	0	145	14	44	.318	1	5	.200	6	7	.857	13	39	52	7	22	4	16	0	35	1.9
*Baldwin	16	0	94	10	33	.303	2	9	.222	8	11	.727	2	13	15	12	11	1	14	2	30	1.9
Portland	82	-	19855	3470	7427	.467	904	2520	.359	1558	1914	.814	967	2968	3935	1887	1669	546	1135	413	9402	114.7
Opponents	82	-	19855	3371	7384	.457	878	2443	.359	1438	1868	.770	842	2670	3512	1906	1699	603	1014	420	9058	110.5

*Did not complete season with Trail Blazers

2018-19

Date	Opponent	Score	Record	Home	Road	ScoringLeader	ReboundingLeader	
1. 10/18	L.A.Lakers	128-119	W	1-0	1-0	0-0	28 Lillard	9 Nurkic
2. 10/20	SanAntonio	121-108	W	2-0	2-0	0-0	29 Lillard	8 Harkless,Nurkic
3. 10/22	Washington	124-125	L	2-1	2-1	0-0	29 Lillard	18 Nurkic
4. 10/25	@Orlando	128-114	W	3-1	2-1	1-0	41 Lillard	15 Aminu
5. 10/27	@Miami	111-120	L	3-2	2-1	1-1	42 Lillard	7 Lillard,McCollum,Nurkic
6. 10/29	@Indiana	103-93	W	4-2	2-1	2-1	17 Collins,McCollum	10 Aminu,Swanigan
7. 10/30	@Houston	104-85	W	5-2	2-1	3-1	22 Lillard,Nurkic	11 Swanigan
8. 11/1	NewOrleans	132-119	W	6-2	3-1	3-1	26 Lillard	10 Aminu
9. 11/3	L.A.Lakers	110-114	L	6-3	3-2	3-1	30 Lillard,McCollum	13 Aminu,Nurkic
10. 11/4	Minnesota	111-81	W	7-3	4-2	3-1	19 Nurkic	12 Leonard,Nurkic
11. 11/6	Milwaukee	118-103	W	8-3	5-2	3-1	40 McCollum	11 Turner
12. 11/8	LAClippers	116-105	W	9-3	6-2	3-1	25 Lillard	9 Collins,Nurkic
13. 11/11	Boston	100-94	W	10-3	7-2	3-1	19 Lillard	17 Nurkic
14. 11/14	@L.A.Lakers	117-126	L	10-4	7-2	3-2	31 Lillard	14 Nurkic
15. 11/16	@Minnesota	96-112	L	10-5	7-2	3-3	18 McCollum	11 Nurkic
16. 11/18	@Washington	119-109	W	11-5	7-2	4-3	40 Lillard	14 Nurkic
17. 11/20	@NewYork	118-114	W	12-5	7-2	5-3	31 McCollum	11 Nurkic
18. 1/21	@Milwaukee	100-143	L	12-6	7-2	5-4	22 Lillard,McCollum	9 Aminu
19. 11/23	@GoldenState	97-125	L	12-7	7-2	5-5	23 Lillard	9 Collins
20. 11/25	LAClippers	100-104	L	12-8	7-3	5-5	30 Lillard	16 Leonard
21. 11/28	Orlando1	15-112	W	13-8	8-3	5-5	41 Lillard	13 Nurkic
22. 11/30	Denver	112-113	L	13-9	8-4	5-5	33 McCollum	11 Nurkic
23. 12/2	@SanAntonio	118-131	L	13-10	8-4	5-6	37 Lillard	9 Aminu
24. 12/4	@Dallas	111-102	L	13-11	8-4	5-7	33 Lillard	13 Aminu
25. 12/6	Phoenix	108-86	W	14-11	9-4	5-7	25 Lillard	14 Nurkic
26. 12/8	Minnesota	113-105	W	15-11	10-4	5-7	28 Lillard	11 Nurkic
27. 12/11	@Houston	104-111	L	15-12	10-4	5-8	34 Lillard	15 Aminu
28. 12/12	@Memphis	83-92	L	15-13	10-4	5-9	40 McCollum	10 Nurkic
29. 12/14	Toronto	128-122	W	16-13	11-4	5-9	24 Lillard	9 Nurkic
30. 12/17	@LAClippers	131-127	W	17-13	11-4	6-9	39Lillard	10 Aminu
31. 12/19	Memphis	99-92	W	18-13	12-4	6-9	24 Lillard	7 Collins,Leonard,Nurkic
32. 12/21	Utah	90-120	L	18-14	12-5	6-9	19 Lillard	10 Nurkic
33. 12/23	Dallas	121-118	W	19-14	13-5	6-9	33 Lillard	12 Nurkic
34. 12/25	@Utah	96-117	L	19-15	13-5	6-10	20 Lillard	10 Nurkic
35. 12/27	@GoldenState	110-109	W	20-15	13-5	7-10	27 Nurkic	12 Aminu,Nurkic
36. 12/29	GoldenState	105-115	L	20-16	13-6	7-10	40 Lillard	10 Nurkic
37. 12/30	Philadelphia	129-95	W	21-16	14-6	7-10	35 McCollum	8 Aminu,Leonard
38. 1/1	@Sacramento	113-108	W	22-16	14-6	8-10	25 Lillard	23 Nurkic
39. 1/4	OklahomaCity	109-111	L	22-17	14-7	8-10	23 Lillard	15 Aminu
40. 1/5	Houston	110-101	W	23-17	15-7	8-10	25 Nurkic	15 Nurkic
41. 1/7	NewYork	111-101	W	24-17	16-7	8-10	20 Nurkic	11 Layman
42. 1/9	Chicago	124-112	W	25-17	17-7	8-10	24 McCollum	9 Collins
43. 1/11	Charlotte	127-96	W	26-17	18-7	8-10	30 McCollum	11 Nurkic
44. 1/13	@Denver	113-116	L	26-18	18-7	8-11	26 Lillard	12 Aminu
45. 1/14	@Sacramento	107-115	L	26-19	18-7	8-12	35 Lillard	11 Aminu,Nurkic
46. 1/16	Cleveland	129-112	W	27-19	19-7	8-12	33 Lillard	10 Nurkic
47. 1/18	NewOrleans	128-112	W	28-19	20-7	8-12	24 Lillard	12 Nurkic
48. 1/21	@Utah	109-104	W	29-19	20-7	9-12	26 Lillard	8 Lillard,Nurkic,Turner
49. 1/22	@OklahomaCity1	14-123	L	29-20	20-7	9-13	34 Lillard	15 Nurkic
50. 1/24	@Phoenix	120-106	W	30-20	20-7	10-13	24 Lillard	9 Nurkic
51. 1/26	Atlanta	120-111	W	31-20	21-7	10-13	28 McCollum	10 McCollum
52. 1/30	Utah	132-105	W	32-20	22-7	10-13	36 Lillard	9 Collins
53. 2/5	Miami	108-118	L	32-21	22-8	10-13	33 McCollum	8 Layman
54. 2/7	SanAntonio	127-118	W	33-21	23-8	10-13	30 McCollum	9 McCollum
55. 2/10	@Dallas	101-102	L	33-22	23-8	10-14	30 Lillard	10 Nurkic
56. 2/11	@OklahomaCity	111-120	L	33-23	23-8	10-15	31 Lillard	12 Nurkic
57. 2/13	GoldenState	129-107	W	34-23	24-8	10-15	29 Lillard	11 Nurkic
58. 2/21	@Brooklyn	113-99	W	35-23	24-8	11-15	27 Nurkic	12 Nurkic
59. 2/23	@Philadelphia	130-115	W	36-23	24-8	12-15	24 Nurkic	11 Layman
60. 2/25	@Cleveland	123-110	W	37-23	24-8	13-15	35 McCollum	8 Harkless,Nurkic
61. 2/27	@Boston	97-92	W	38-23	24-8	14-15	33 Lillard	10 Harkless
62. 3/1	@Toronto	117-119	L	38-24	24-8	14-16	35 McCollum	8 Lillard
63. 3/3	@Charlotte	118-108	W	39-24	24-8	15-16	27 Hood	15 Nurkic
64. 3/5	@Memphis	111-120	L	39-25	24-8	15-17	27 McCollum	10 Nurkic
65. 3/7	OklahomaCity	121-129	L	39-26	24-9	15-17	51 Lillard	17 Nurkic
66. 3/9	Phoenix	127-120	W	40-26	25-9	15-17	26 McCollum	9 Nurkic
67. 3/12	@LAClippers	125-104	W	41-26	25-9	16-17	35 McCollum	12 Nurkic
68. 3/15	@NewOrleans	122-110	W	42-26	25-9	17-17	24 Lillard	12 Nurkic
69. 3/16	@SanAntonio1	03-108	L	42-27	25-9	17-18	34 Lillard	16 Nurkic
70. 3/18	Indiana	106-98	W	43-27	26-9	17-18	30 Lillard	11 Nurkic
71. 3/20	Dallas	126-118	W	44-27	27-9	17-18	33 Lillard	10 Kanter,Nurkic
72. 3/23	Detroit	117-112	W	45-27	28-9	17-18	28 Lillard	7 Aminu,Kanter
73. 3/25	Brooklyn	148-144	W	46-27	29-9	17-18	32 Nurkic	16 Nurkic
74. 3/27	@Chicago	118-98	W	47-27	29-9	18-18	20 Curry	11 Aminu
75. 3/29	@Atlanta	118-98	W	48-27	29-9	19-18	36 Lillard	11 Aminu
76. 3/30	@Detroit	90-99	L	48-28	29-9	19-19	23 Lillard	15 Kanter
77. 4/1	@Minnesota1	32-122	W	49-28	29-9	20-19	21 Hood	11 Kanter,Turner
78. 4/3	Memphis	116-89	W	50-28	30-9	20-19	21 Kanter	15 Kanter
79. 4/5	@Denver	110-119	L	50-29	30-9	20-20	24 Kanter	14 Aminu
80. 4/7	Denver	115-108	W	51-29	31-9	20-20	30 Lillard	13 Kanter
81. 4/9	@L.A.Lakers1	04-101	W	52-29	31-9	21-20	26 Harkless16 Kanter	
82. 4/10	Sacramento	136-131	W	53-29	32-9	21-20	37 Simons	15 Labissiere

See Playoff section for 2019 Playoff game-by-game scores



Left to right, first row: Jaylen Adams, Anfernee Simons, CJ McCollum, Damian Lillard, Gary Trent Jr., Nassir Little. Second Row: Jaylen Hoard, Carmelo Anthony, Zach Collins, Jusuf Nurkic, Hassan Whiteside, Wenyen Gabriel, Mario Hezonja.

IN REVIEW — Portland finished the 2019-20 season with a 35-39 record and clinched the eight-seed in the Western Conference Playoffs by winning the first ever NBA Play-in game against Memphis. It marked the Trail Blazers seventh straight postseason appearance. Portland lost to the eventual NBA Champion L.A. Lakers in the first round. The Trail Blazers averaged 115.0 points during the regular season, good for the sixth-most in the NBA. Damian Lillard earned All-NBA Second Team honors after averaging career highs of 30.0 points and 8.0 assists. CJ McCollum added 22.2 points and 4.4 assists per contest. The Trail Blazers added depth at the forward position during the season by signing 10-time All-Star and six-time All-NBA honoree Carmelo Anthony and trading for 2009 NBA champion Trevor Ariza. The NBA season was suspended on March 12 due to the COVID-19 pandemic before resuming in Orlando at the Disney World campus on July 31, causing the 74-game schedule.

HONORS — Damian Lillard was named All-NBA Second Team, marking the fifth All-NBA honor of his career. Carmelo Anthony was named Western Conference Player of the Week on Dec. 2. Damian Lillard was named Western Conference Player of the Week on Jan. 27 and Feb. 3. Damian Lillard was named NBA Player of the Seeding Games.

CHANGES — Nate Tibbetts is promoted to Associate Head Coach and Jannero Pargo is named an assistant coach. **DRAFT PICKS** — Nassir Little, North Carolina. **KEY TRANSACTIONS** — Acquired Kent Bazemore from Atlanta in exchange for Evan Turner; signed Anthony Tolliver and Mario Hezonja; resigned Rodney Hood; acquired Hassan Whiteside as part of a four-team trade that sent Meyers Leonard to Miami and Maurice Harkless to the LA Clippers; signed Pau Gasol; signed CJ McCollum to a contract extension; signed Carmelo Anthony; traded Kent Bazemore, Anthony Tolliver and two second round draft picks to Sacramento for Trevor Ariza, Wenyen Gabriel and Caleb Swanigan.

Overall record: 35-39 (15th in league, 8th in conference, 4th in division)
Home record: 21-15 (13th in league), Road record: 14-24 (20th in league)

2019-20 PORTLAND TRAIL BLAZERS STATISTICS

	G	St	Min	FG	FGA	Pct.	3FG	3AT	Pct.	FT	FTA	Pct.	Off	Def	Reb	Ast	PF	St	TO	Blk	Pts	Avg
Lillard	66	66	2474	624	1349	.463	270	674	.401	460	518	.888	33	251	284	530	114	70	194	22	1978	30.0
McCollum	70	70	2556	611	1356	.451	194	512	.379	140	185	.757	46	251	297	310	183	54	127	42	1556	22.2
Nurkic	8	8	253	54	109	.495	2	10	.200	31	35	.886	23	59	82	32	39	11	19	16	141	17.6
Whiteside	67	61	2008	436	702	.621	4	7	.571	164	239	.686	258	647	905	78	196	26	120	196	1040	15.5
Anthony	58	58	1902	336	782	.430	87	226	.385	136	161	.845	71	297	368	85	171	49	100	27	895	15.4
Ariza	21	21	702	78	159	.491	34	85	.400	41	47	.872	13	87	100	41	48	34	28	8	231	11.0
Hood	21	21	619	87	172	.506	35	71	.493	21	27	.778	10	62	72	32	46	17	19	4	230	11.0
Trent	61	8	1332	196	441	.444	112	268	.418	37	45	.822	25	75	100	61	90	48	21	16	541	8.9
Simons	70	4	1449	214	536	.399	75	226	.332	76	92	.826	25	127	152	97	135	26	61	10	579	8.3
*Bazemore	43	21	1111	113	326	.347	56	171	.327	58	72	.806	13	159	172	61	121	45	60	31	340	7.9
Collins	11	11	290	32	68	.471	7	19	.368	6	8	.750	25	44	69	16	36	5	14	5	77	7.0
*Labissiere	33	1	567	81	147	.551	3	13	.231	25	33	.758	65	104	169	42	89	7	30	31	190	5.8
Hezonja	53	4	871	92	218	.422	24	78	.308	48	59	.814	30	154	184	50	107	36	42	9	256	4.8
*Tolliver	33	9	554	43	117	.368	30	89	.337	13	19	.684	27	83	110	29	54	8	21	9	129	3.9
Little	48	5	573	65	151	.430	14	59	.237	28	44	.636	31	77	108	22	72	13	15	14	172	3.6
Hoard	13	0	103	15	32	.469	0	3	.000	8	13	.615	14	18	32	4	12	5	4	0	38	2.9
Swanigan	20	1	265	26	43	.605	0	2	.000	8	15	.533	25	68	93	29	54	2	31	5	60	3.0
Gabriel	19	1	174	15	31	.484	5	12	.417	9	12	.750	17	25	42	5	32	8	11	5	44	2.3
Brown	9	0	33	4	10	.400	0	0	---	3	8	.375	3	11	14	1	7	1	3	1	11	1.2
Portland	74	-	17835	3122	6749	.463	952	2525	.377	1312	1632	.804	754	2599	3353	1525	1606	465	946	451	8508	115
Opponents	74	-	17835	3090	6781	.456	1003	2619	.383	1410	1828	.771	852	2617	3469	1840	1488	502	953	364	8593	116.1

*Did not complete season with Trail Blazers

2019-20

Date	Opponent	Score	Record	Home	Road	Scoring Leader	Rebounding Leader	
1. 10/23	Denver	100-108	L	0-1	0-1	0-0	32 Lillard	19 Whiteside
2. 10/25	@Sacramento	22-112	W	1-1	0-1	1-0	35 Lillard	9 Whiteside
3. 10/27	@Dallas	121-119	W	2-1	0-1	2-0	35 McCollum	14 Whiteside
4. 10/28	@San Antonio	110-113	L	2-2	0-1	2-1	28 Lillard	10 Tolliver
5. 10/30	@Oklahoma City	102-99	W	3-2	0-1	3-1	23 Lillard	12 Whiteside
6. 11/2	Philadelphia	128-129	L	3-3	0-2	3-1	33 Lillard	12 Hezonja
7. 11/4	@Golden State	118-127	L	3-4	0-2	3-2	39 Lillard	11 Whiteside
8. 11/7	@LA Clippers	101-107	L	3-5	0-2	3-3	22 McCollum/Lillard	19 Whiteside
9. 11/8	Brooklyn	115-119	L	3-6	0-3	3-3	60 Lillard	15 Whiteside
10. 11/10	Atlanta	124-113	W	4-3	1-3	3-3	30 Lillard	12 Whiteside
11. 11/12	@Sacramento	99-107	L	4-7	1-3	3-4	27 Lillard	7 Whiteside
12. 11/13	Toronto	106-114	L	4-8	1-4	3-4	25 Hood	9 Labissiere/Whiteside
13. 11/16	@San Antonio	121-116	W	5-8	1-4	4-4	32 McCollum	12 Whiteside
14. 11/18	@Houston	108-132	L	5-9	1-4	4-5	25 McCollum	8 Whiteside
15. 11/19	@New Orleans	104-115	L	5-10	1-4	4-6	22 McCollum	14 Whiteside
16. 11/21	@Milwaukee	129-137	L	5-11	1-4	4-7	37 McCollum	12 Labissiere
17. 11/23	@Cleveland	104-110	L	5-12	1-4	4-8	23 Lillard	8 Lillard
18. 11/25	@Chicago	117-94	W	6-12	1-4	5-8	25 Anthony	12 Whiteside
19. 11/27	Oklahoma City	136-119	W	7-12	2-4	5-8	27 Lillard	16 Whiteside
20. 11/29	Chicago	107-103	W	8-12	3-4	5-8	28 Lillard	15 Whiteside
21. 12/3	@LA Clippers	97-117	L	8-13	3-4	5-9	20 McCollum	13 Whiteside
22. 12/4	Sacramento	127-116	W	9-13	4-4	5-9	33 McCollum	16 Whiteside
23. 12/6	L.A. Lakers	113-136	L	9-14	4-5	5-9	29 Lillard	10 Whiteside
24. 12/8	Oklahoma City	96-108	L	9-15	4-6	5-9	26 Lillard	15 Whiteside
25. 12/10	New York	115-87	W	10-15	5-6	5-9	31 Lillard	15 Whiteside
26. 12/12	@Denver	99-114	L	10-16	5-6	5-10	33 Whiteside	11 Whiteside
27. 12/16	@Phoenix	111-110	W	11-16	5-6	6-10	30 McCollum	14 Whiteside
28. 12/18	Golden State	122-112	W	12-16	6-6	6-10	31 Lillard	23 Whiteside
29. 12/20	Orlando	118-103	W	13-16	7-6	6-10	36 Lillard	17 Whiteside
30. 12/21	Minnesota	113-106	W	14-16	8-6	6-10	29 Lillard	22 Whiteside
31. 12/23	New Orleans	94-102	L	14-17	8-7	6-10	23 Anthony	16 Whiteside
32. 12/26	@Utah	115-121	L	14-18	8-7	6-11	34 Lillard	10 Simons
33. 12/28	L.A. Lakers	120-128	L	14-19	8-8	6-11	31 Lillard	16 Whiteside
34. 12/30	Phoenix	116-122	L	14-20	8-9	6-11	33 Lillard	22 Whiteside
35. 1/1	@New York	93-117	L	14-21	8-9	6-12	26 Anthony	12 Whiteside
36. 1/3	@Washington	122-103	W	15-21	8-9	7-12	35 Lillard	21 Whiteside
37. 1/5	@Miami	111-122	L	15-22	8-9	7-13	34 Lillard	18 Whiteside
38. 1/7	@Toronto	101-99	W	16-22	8-9	8-13	28 Anthony	16 Whiteside
39. 1/9	@Milwaukee	102-116	L	16-23	8-9	8-14	20 Lillard	14 Whiteside
40. 1/11	Milwaukee	101-122	L	16-24	8-10	8-14	26 Lillard	11 Anthony/Tolliver
41. 1/13	Charlotte	115-112	W	17-24	9-10	8-14	30 Lillard	11 Tolliver/Whiteside
42. 1/15	@Houston	117-107	W	18-24	9-10	9-14	25 Lillard	18 Whiteside
43. 1/17	@Dallas	112-120	L	18-25	9-10	9-15	34 Lillard	18 Whiteside
44. 1/18	@Oklahoma City	106-119	L	18-26	9-10	9-16	34 Lillard	9 Whiteside
45. 1/20	Golden State	129-124	W	19-26	10-10	9-16	61 Lillard	21 Whiteside
46. 1/23	Dallas	125-133	L	19-27	10-11	9-16	47 Lillard	11 Anthony
47. 1/26	Indiana	139-129	W	20-27	11-11	9-16	50 Lillard	14 Whiteside
48. 1/29	Houston	125-112	W	21-27	12-11	9-16	36 Lillard	13 Anthony
49. 1/31	@L.A. Lakers	127-119	W	22-27	12-11	10-16	48 Lillard	13 Whiteside
50. 2/1	Utah	124-107	W	23-27	13-11	10-16	51 Lillard	21 Whiteside
51. 2/4	@Denver	99-127	L	23-28	13-11	10-17	21 Lillard	10 Swanigan
52. 2/6	San Antonio	125-117	W	24-28	14-11	10-17	26 Lillard	23 Whiteside
53. 2/7	@Utah	114-117	L	24-29	14-11	10-18	42 Lillard	11 Swanigan
54. 2/9	Miami	115-109	W	25-29	15-11	10-18	33 Lillard	17 Whiteside
55. 2/11	@New Orleans	117-138	L	25-30	15-11	10-19	20 McCollum	14 Whiteside
56. 2/12	@Memphis	104-111	L	25-31	15-11	10-20	23 McCollum	15 Anthony
57. 2/21	New Orleans	115-128	L	25-32	15-12	10-20	27 McCollum	12 Whiteside
58. 2/23	Detroit	107-104	W	26-32	16-12	10-20	41 McCollum	17 Whiteside
59. 2/25	Boston	106-118	L	26-33	16-13	10-20	28 McCollum	19 Whiteside
60. 2/27	@Indiana	100-106	L	26-34	16-13	10-21	28 McCollum	16 Whiteside
61. 2/29	@Atlanta	117-129	L	26-35	16-13	10-22	35 McCollum	13 Whiteside
62. 3/2	@Orlando	130-107	W	27-35	16-13	11-22	41 McCollum	13 Whiteside
63. 3/4	Washington	125-104	W	28-35	17-13	11-22	25 Anthony	16 Whiteside
64. 3/6	@Phoenix	117-127	L	28-36	17-13	11-23	25 McCollum	20 Whiteside
65. 3/7	Sacramento	111-123	L	28-37	17-14	11-23	19 McCollum/Whiteside	11 Whiteside
66. 3/10	Phoenix	121-105	W	29-37	18-14	11-23	25 Lillard	14 Whiteside
*67. 7/31	Memphis	140-135	W	30-37	19-14	11-23	33 McCollum	9 Nurkic/Collins
*68. 8/2	@Boston	124-128	L	30-38	19-14	11-24	30 Lillard/Nurkic	9 Nurkic
*69. 8/4	Houston	110-102	W	31-38	20-14	11-24	21 Lillard	19 Nurkic
*70. 8/6	@Denver	125-115	W	32-38	20-14	12-24	45 Lillard	9 Collins
*71. 8/8	LA Clippers	117-122	L	32-39	20-15	12-24	29 McCollum	13 Nurkic
*72. 8/9	Philadelphia	124-121	W	33-39	21-15	12-24	51 Lillard	7 McCollum/Anthony/Hezonja
*73. 8/11	@Dallas	134-131	W	34-39	21-15	13-24	61 Lillard	9 Nurkic
*74. 8/13	@Brooklyn	134-133	W	35-39	21-15	14-24	42 Lillard	10 Nurkic

*Game was played in Orlando
See Playoff section for 2020 Playoff game-by-game scores



Left to right, first row: John McCullough, Dale Osbourne, Terry Stotts, Neil Olshey, Chris McGowan, Nate Tibbetts, Jim Moran, Jannero Pargo. Second Row: CJ Elleby, Robert Covington, Harry Giles III, Zach Collins, Jusuf Nurkic, Enes Kanter, TJ Leaf, Carmelo Anthony, Rondae Hollis-Jefferson. Third Row: Damian Lillard, Norman Powell, Anfernee Simons, Nassir Little, Derrick Jones Jr., Keljin Blevins, CJ McCollum.

IN REVIEW — The Trail Blazers completed the 2020-21 season with a 42-30 record, good for the fifth-seed in the Western Conference Playoffs. It marked the eighth straight postseason appearance for Portland. The Trail Blazers excelled on the road throughout the season, compiling a 22-14 road record which was the third-best in the NBA. Portland boasted a potent offense, averaging the fifth-most points in the league at 116.1 points per game. Damian Lillard earned All-NBA Second Team honors after averaging 28.8 points, 4.2 rebounds and 7.5 assists. CJ McCollum added a career-best 23.1 points per game to go with 3.9 rebounds and 4.7 assists. Portland acquired guard Norman Powell midway through the season. In 27 appearances for the Trail Blazers, Powell averaged 17.0 points, 3.3 rebounds and 1.9 assists. The NBA Played a 72-game schedule due to ongoing complications from the COVID-19 pandemic.

HONORS — Damian Lillard was named All-NBA Second Team, marking the sixth All-NBA honor of his career. He was also named an NBA All-Star for the sixth time. Damian Lillard was named Western Conference Player of the Week for the Weeks ending Jan. 18, Feb. 22 and May 17. Terry Stotts was named NBA Western Conference Coach of the Month for the month of May.

DRAFT PICKS — CJ Elleby, Washington State. **KEY TRANSACTIONS** — Acquired Enes Kanter from Boston as part of a three-team trade that sent Mario Hezounja to Memphis, Desmond Bane from Boston to Memphis, and two draft picks from Memphis to Boston; Re-signed Carmelo Anthony; Signed Derrick Jones Jr.; Signed Harry Giles III; Signed Rodney Hood; Traded the draft rights to Isaiah Stewart and a 2021 1st round draft pick to Houston for Robert Covington; Traded Rodney Hood and Gary Trent Jr. to Toronto for Norman Powell; Signed Rondae Hollis-Jefferson.

Overall record: 42-30 (8th in league, 5th in conference, 3rd in division)
Home record: 20-16 (15th in league), Road record: 22-14 (3rd in league)

2020-21 PORTLAND TRAIL BLAZERS STATISTICS

	G	St	Min	FG	FGA	Pct.	3FG	3AT	Pct.	FT	FTA	Pct.	Off	Def	Reb	Ast	PF-DQ	St	TO	Blk	Pts	Avg
Lillard	67	67	2398	602	1334	.451	275	704	.391	449	484	.928	32	251	283	505	102-0	62	203	17	1928	28.8
McCollum	47	47	1600	405	884	.458	169	420	.402	108	133	.812	30	155	185	223	87-0	44	65	21	1087	23.1
Powell	27	27	928	156	352	.443	53	147	.361	95	108	.880	23	66	89	52	62-1	35	42	10	460	17.0
*Trent	41	23	1262	217	524	.414	121	305	.397	58	75	.773	21	70	91	58	63-0	37	31	6	613	15.0
Anthony	69	3	1690	327	777	.421	133	325	.409	137	154	.890	32	182	214	104	144-1	46	61	38	924	13.4
Nurkic	37	37	880	171	333	.514	12	30	.400	70	113	.619	86	246	332	125	103-0	38	73	39	424	11.5
Kanter	72	35	1758	339	531	.604	1	4	.250	127	164	.774	284	511	795	84	168-0	33	78	48	806	11.2
Covington	70	70	2243	204	509	.401	135	356	.379	50	62	.806	61	405	466	117	195-0	101	64	84	593	8.5
Simons	64	0	1104	168	401	.419	120	282	.426	46	57	.807	14	126	140	89	96-1	18	43	8	502	7.8
Jones	58	43	1318	147	304	.484	43	136	.316	59	91	.648	77	128	205	47	127-0	39	32	54	396	6.8
*Hood	38	5	726	76	201	.363	25	84	.298	9	12	.750	18	55	73	47	59-0	20	31	4	180	4.7
Little	48	2	640	78	167	.467	28	80	.350	36	45	.800	32	96	128	23	51-0	5	18	13	220	4.6
Giles	38	0	348	42	97	.433	8	23	.348	16	27	.593	31	102	133	29	54-0	8	20	13	108	2.8
Hollis-Jefferson	11	1	107	9	18	.500	0	1	.000	9	16	.563	11	15	26	13	15-0	2	2	4	27	2.5
Elleby	30	0	192	25	66	.379	7	34	.206	11	15	.733	11	21	32	10	27-0	6	5	3	68	2.3
Leaf	7	0	35	5	10	.500	0	0	---	2	2	1.000	0	5	5	1	1-0	2	2	1	12	1.7
Blevins	17	0	75	5	20	.250	2	8	.250	0	0	---	3	7	10	4	8-0	2	5	0	12	0.7
PORTLAND	72	-	17305	2973	6558	.453	1132	2939	.385	1282	1558	.823	766	2441	3207	1531	1362-3	496	799	363	8360	116.1
OPPONENTS	72	-	17305	3007	6355	.473	928	2494	.372	1289	1638	.787	710	2558	3268	1794	1374-6	440	892	333	8231	114.3

*Did not complete season with Trail Blazers

2020-21

Date	Opponent	Score	Record	Home	Road	Scoring Leader	Rebounding Leader	
1. 12/23	Utah	100-120	L	0-1	0-1	0-0	23 McCollum	9 Kanter
2. 12/26	Houston	128-126 (ot)	W	1-1	1-1	0-0	44 McCollum	11 Nurkic
3. 12/28	@L.A. Lakers	115-107	W	2-1	1-1	1-0	31 Lillard	14 Kanter
4. 12/30	@LA Clippers	105-128	L	2-2	1-1	1-1	25 McCollum	10 Kanter
5. 1/1	@Golden State	123-98	W	3-2	1-1	2-1	34 Lillard	11 Covington
6. 1/3	@Golden State	122-137	L	3-3	1-1	2-2	32 Lillard	12 Nurkic
7. 1/5	Chicago	108-111	L	3-4	1-2	2-2	26 McCollum	11 Nurkic
8. 1/7	Minnesota	135-117	W	4-4	2-2	2-2	39 Lillard	7 Kanter/Lillard/Nurkic
9. 1/9	@Sacramento	125-99	W	5-4	2-2	3-2	37 McCollum	15 Kanter
10. 1/11	Toronto	112-111	W	6-4	3-2	3-2	30 McCollum	8 Covington
11. 1/13	@Sacramento	132-126	W	7-4	3-2	4-2	40 Lillard	12 Nurkic
12. 1/14	Indiana	87-111	L	7-5	3-3	4-2	22 McCollum	9 Kanter
13. 1/16	Atlanta	112-106	W	8-5	4-3	4-2	36 Lillard	15 Kanter
14. 1/18	San Antonio	104-125	L	8-6	4-4	4-2	35 Lillard	8 Kanter
15. 1/24	New York	116-113	W	9-6	5-4	4-2	39 Lillard	8 Giles/Kanter
16. 1/25	Oklahoma City	122-125	L	9-7	5-5	4-2	26 Lillard/Simons	23 Kanter
17. 1/28	@Houston	101-104	L	9-8	5-5	4-3	30 Lillard	13 Kanter
18. 1/30	@Chicago	123-122	W	10-8	5-5	5-3	44 Lillard	11 Kanter
19. 2/1	@Milwaukee	106-134	L	10-9	5-5	5-4	30 Little	11 Kanter
20. 2/2	@Washington	132-121	W	11-9	5-5	6-4	32 Lillard	15 Kanter
21. 2/4	@Philadelphia	121-105	W	12-9	5-5	7-4	24 Trent, Jr.	18 Kanter
22. 2/6	@New York	99-110	L	12-10	5-5	7-5	29 Lillard	11 Kanter
23. 2/9	Orlando	106-96	W	13-10	6-5	7-5	36 Lillard	11 Covington
24. 2/11	Philadelphia	118-114	W	14-10	7-5	7-5	30 Lillard	14 Kanter
25. 2/12	Cleveland	129-110	W	15-10	8-5	7-5	26 Trent Jr.	13 Kanter
26. 2/14	@Dallas	121-118	W	16-10	8-5	8-5	34 Lillard	8 Kanter
27. 2/16	@Oklahoma City	115-104	W	17-10	8-5	9-5	31 Lillard	21 Kanter
28. 2/17	@New Orleans	126-124	W	18-10	8-5	10-5	43 Lillard	8 Covington
29. 2/20	Washington	111-118	L	18-11	8-6	10-5	35 Lillard	13 Kanter
30. 2/22	@Phoenix	100-132	L	18-12	8-6	10-6	24 Lillard	15 Kanter
31. 2/23	@Denver	106-111	L	18-13	8-6	10-7	25 Lillard	14 Kanter
32. 2/26	@L.A. Lakers	93-102	L	18-14	8-6	10-8	35 Lillard	17 Kanter
33. 3/1	Charlotte	123-111	W	19-14	9-6	10-8	29 Anthony	11 Kanter
34. 3/3	Golden State	108-106	W	20-14	10-6	10-8	22 Anthony/Lillard	14 Kanter
35. 3/4	Sacramento	123-119	W	21-14	11-6	10-8	44 Lillard	21 Kanter
36. 3/11	Phoenix	121-127	L	21-15	11-7	10-8	30 Lillard	11 Kanter
37. 3/13	@Minnesota	125-121	W	22-15	11-7	11-8	26 Anthony	11 Kanter
38. 3/14	@Minnesota	112-114	L	22-16	11-7	11-9	38 Lillard	11 Kanter
39. 3/16	New Orleans	125-124	W	23-16	12-7	11-9	50 Lillard	6 Lillard
40. 3/18	New Orleans	101-93	W	24-16	13-7	11-9	36 Lillard	13 Kanter
41. 3/19	Dallas	125-119	W	25-16	14-7	11-9	32 McCollum	9 Kanter
42. 3/21	Dallas	93-132	L	25-17	14-8	11-9	19 Lillard	6 Covington/Kanter
43. 3/23	Brooklyn	112-116	L	25-18	14-9	11-9	22 Lillard	19 Kanter
44. 3/25	@Miami	125-122	W	26-18	14-9	12-9	35 McCollum	16 Kanter
45. 3/26	@Orlando	112-105	W	27-18	14-9	13-9	22 McCollum/Powell	15 Kanter
46. 3/28	@Toronto*	122-117	W	28-18	14-9	14-9	23 McCollum	12 Covington
47. 3/31	@Detroit	124-101	W	29-18	14-9	15-9	33 Lillard	8 Kanter
48. 4/2	Milwaukee	109-127	L	29-19	14-10	15-9	32 Lillard	11 Nurkic
49. 4/3	Oklahoma City	133-85	W	30-19	15-10	15-9	20 McCollum	17 Kanter
50. 4/6	@LA Clippers	116-133	L	30-20	15-10	15-10	32 Powell	15 Kanter
51. 4/8	@Utah	103-122	L	30-21	15-10	15-11	23 Lillard	7 Kanter
52. 4/10	Detroit	118-103	W	31-21	16-10	15-11	27 Lillard	30 Kanter
53. 4/11	Miami	98-107	L	31-22	16-11	15-11	17 Powell	9 Nurkic
54. 4/13	Boston	115-116	L	31-23	16-12	15-11	28 Lillard	10 Kanter
55. 4/16	@San Antonio	107-106	W	32-23	16-12	16-11	29 McCollum	13 Kanter
56. 4/18	@Charlotte	101-109	L	32-24	16-12	16-12	24 Anthony	7 Covington/Kanter
57. 4/20	LA Clippers	112-113	L	32-25	16-13	16-13	28 McCollum	10 Little
58. 4/21	Denver	105-106	L	32-26	16-14	16-12	22 Lillard	9 McCollum
59. 4/23	Memphis	128-130	L	32-27	16-15	16-12	27 Lillard	17 Nurkic
60. 4/25	Memphis	113-120	L	32-28	16-16	16-12	27 McCollum	19 Nurkic
61. 4/27	@Indiana	133-112	W	33-28	16-16	17-12	27 Simons	14 Kanter
62. 4/28	@Memphis	130-109	W	34-28	16-16	18-12	26 McCollum	9 Nurkic
63. 4/30	@Brooklyn	128-109	W	35-28	16-16	19-12	32 Lillard	11 Nurkic
64. 5/2	@Boston	129-119	W	36-28	16-16	20-12	33 McCollum	11 Nurkic
65. 5/3	@Atlanta	114-123	L	36-29	16-16	20-13	33 Lillard	9 Nurkic
66. 5/5	@Cleveland	141-105	W	37-29	16-16	21-13	32 Lillard	13 Kanter
67. 5/7	L.A. Lakers	106-101	W	38-29	17-16	21-13	28 Lillard	13 Nurkic
68. 5/8	San Antonio	124-102	W	39-29	18-16	21-13	30 Lillard	11 Covington
69. 5/10	Houston	140-129	W	40-29	19-16	21-13	24 Lillard	10 Kanter
70. 5/12	@Utah	105-98	W	41-29	19-16	22-13	30 Lillard	15 Nurkic
71. 5/13	@Phoenix	117-118	L	41-30	19-16	22-14	41 Lillard	8 Kanter/Nurkic
72. 5/16	Denver	132-116	W	42-30	20-16	22-14	24 McCollum	15 Kanter

*Game was played in Tampa, FL
See Playoff section for 2021 Playoff game-by-game scores

DO YOU KNOW THE STORY OF HOW RIP
CITY CAME TO BE.

IS THERE A HISTORY OF WHICH WE ARE
VERY PROUD.

WHAT IS RIP CITY AT THIS MOMENT
IN TIME?

DOES IT BEGIN WHAT FEELS LIKE A NEW
CHAPTER?

IS THE LONG, HARD JOURNEY TO WEARING
THE UNIFORM IS ALWAYS GOING TO
BE A STORY WORTH HEARING.

ARE THERE SO MANY MORE STORIES
ALL AROUND US.

ON EVERY BLAZERS T-SHIRT, HAT,
OR EVERY STICKER YOU SEE IN THIS
TOWN

AND THERE ARE A LOT OF THEM

AND AT SOME MOMENT, TRADITION,
A FEELING BROUGHT THAT PERSON
INTO THE RIP CITY FOLD

AND MORE THAN THAT

IS SOMETHING THAT KEEPS THEM
HERE

SURELY THAT IS NOT THE ONLY
STORY THEY HAVE TO TELL

WHAT ARE THE STORIES BEHIND THE
PEOPLE THAT MAKE UP THE RIP CITY
FAMILY TODAY?

AND WE WON'T ASK.

THE *Playoffs*



TRAIL BLAZERS IN THE *Playoffs*

Date Opponent Score Series Overall Home Road Scoring Leader Rebounding Leader

1977

FIRST ROUND (Trail Blazers win, 2-1)

1.	4/12	Chicago	96-83	W	1-0	1-0	1-0	29	Lucas	9	Walton
2.	4/15	@ Chicago	104-107	L	1-1	1-1	0-1	24	Walton	13	Walton
3.	4/17	Chicago	106-98	W	2-1	2-1	2-0	26	Gross	11	Walton

CONFERENCE SEMIFINALS (Trail Blazers win, 4-2)

4.	4/20	@ Denver	101-100	W	1-0	3-1	1-1	23	Lucas	13	Lucas
5.	4/22	@ Denver	110-121	L	1-1	3-2	1-2	29	Lucas	16	Walton
6.	4/24	Denver	110-106	W	2-1	4-2	3-0	27	Lucas	13	Walton
7.	4/26	Denver	105-96	W	3-1	5-2	4-0	25	Gross	11	Walton
8.	5/1	@ Denver	105-114 (ot)	L	3-2	5-3	1-3	19	Hollins	14	Walton, Gross
9.	5/2	Denver	108-92	W	4-2	6-3	5-0	25	Davis	12	Walton

CONFERENCE FINALS (Trail Blazers win, 4-0)

10.	5/6	@ Los Angeles	121-109	W	1-0	7-3	2-3	28	Lucas	15	Lucas
11.	5/8	@ Los Angeles	99-97	W	2-0	8-3	3-3	31	Hollins	17	Walton
12.	5/10	Los Angeles	102-97	W	3-0	9-3	6-0	22	Lucas, Walton	15	Walton
13.	5/13	Los Angeles	105-101	W	4-0	10-3	7-0	26	Lucas	14	Walton

NBA FINALS (Trail Blazers win, 4-2)

14.	5/22	@ Philadelphia	101-107	L	0-1	10-4	3-4	28	Walton	20	Walton
15.	5/26	@ Philadelphia	89-107	L	0-2	10-5	3-5	17	Walton	16	Walton
16.	5/29	Philadelphia	129-107	W	1-2	11-5	8-0	27	Lucas	18	Walton
17.	5/31	Philadelphia	130-98	W	2-2	12-5	9-0	25	Hollins	13	Walton
18.	6/3	@ Philadelphia	110-104	W	3-2	13-5	4-5	25	Gross	24	Walton
19.	6/5	Philadelphia	109-107	W	4-2	14-5	10-0	24	Gross	23	Walton

1978

CONFERENCE SEMIFINALS (Sonics win, 4-2)

1.	4/18	Seattle	95-104	L	0-1	0-1	0-1	20	Davis	16	Walton
2.	4/21	Seattle	96-93	W	1-1	1-1	1-1	19	Lucas	14	Lucas
3.	4/23	@ Seattle	84-99	L	1-2	1-2	0-1	24	Owens	9	Owens
4.	4/26	@ Seattle	98-100	L	1-3	1-3	0-2	35	Hollins	8	Owens
5.	4/30	Seattle	113-89	W	2-3	2-3	2-1	31	Owens	13	Lucas
6.	5/1	@ Seattle	94-105	L	2-4	2-4	0-3	23	Davis	12	Lucas

1979

FIRST ROUND (Suns win, 2-1)

1.	4/10	@ Phoenix	103-107	L	0-1	0-1	0-1	26	R.Brewer	10	Lucas, M.Thom.
2.	4/13	Phoenix	96-92	W	1-1	1-1	1-0	21	R.Brewer	17	M.Thompson
3.	4/15	@ Phoenix	91-101	L	1-2	1-2	0-2	16	Lucas, M.Thom., Steele	16	Lucas

1980

FIRST ROUND (Sonics win, 2-1)

1.	4/2	@ Seattle	110-120	L	0-1	0-1	0-1	29	Bates	12	Washington
2.	4/4	Seattle	105-95 (ot)	W	1-1	1-1	1-0	27	R.Brewer, Natt	12	J.Brewer
3.	4/6	@ Seattle	86-103	L	1-2	1-2	0-2	26	Bates	16	Owens

1981

FIRST ROUND (Kings win, 2-1)

1.	4/1	Kansas City	97-98 (ot)	L	0-1	0-1	0-1	25	Bates	17	Washington
2.	4/3	@ Kansas City	124-119 (ot)	W	1-1	1-1	1-0	40	M.Thompson	18	Washington
3.	4/5	Kansas City	95-104	L	1-2	1-2	0-2	34	Bates	17	Washington

TRAIL BLAZERS IN THE *Playoffs*

Date	Opponent	Score	Series	Overall	Home	Road	Scoring Leader	Rebounding Leader
------	----------	-------	--------	---------	------	------	----------------	-------------------

1983

FIRST ROUND (Trail Blazers win, 2-0)

1. 4/20	@ Seattle	108-97	W	1-0	1-0	1-0	25 Paxson, M.Thompson	11 Natt
2. 4/22	Seattle	105-96	W	2-0	2-0	1-0	26 Paxson	12 M.Thompson

CONFERENCE SEMIFINALS (Lakers win, 4-1)

3. 4/24	@ L.A. Lakers	97-118	L	0-1	2-1	1-1	22 M.Thompson	9 M.Thompson, Natt
4. 4/26	@ L.A. Lakers	106-112	L	0-2	2-2	1-2	26 Natt	7 Cooper
5. 4/29	L.A. Lakers	109-115 (ot)	L	0-3	2-3	1-1	22 Natt, Paxson	10 Cooper, Natt, Carr
6. 5/1	L.A. Lakers	108-95	W	1-3	3-3	2-1	20 Paxson	10 Natt
7. 5/3	@ L.A. Lakers	108-116	L	1-4	3-4	1-3	32 Paxson	11 Natt

1984

FIRST ROUND (Suns win, 3-2)

1. 4/18	Phoenix	106-113	L	0-1	0-1	0-1	24 Carr	9 Natt
2. 4/20	Phoenix	122-116	W	1-1	1-1	1-1	27 Paxson	13 M.Thompson
3. 4/22	@ Phoenix	103-106	L	1-2	1-2	0-1	29 Valentine	8 M.Thompson, Carr
4. 4/24	@ Phoenix	113-110	W	2-2	2-2	1-1	30 Natt	8 Natt
5. 4/26	Phoenix	105-117	L	2-3	2-3	1-2	24 Paxson	10 Natt, Drexler

1985

FIRST ROUND (Trail Blazers win, 3-1)

1. 4/18	@ Dallas	131-139 (ot)	L	0-1	0-1	0-1	25 Vandeweghe	14 M. Thomp., Bowie
2. 4/20	@ Dallas	124-121 (ot)	W	1-1	1-1	1-1	27 Vandeweghe	20 Bowie
3. 4/23	Dallas	122-109	W	2-1	2-1	1-0	24 Vandeweghe	11 Bowie
4. 4/25	Dallas	115-113	W	3-1	3-1	2-0	27 Vandeweghe	10 Carr

CONFERENCE SEMIFINALS (Lakers win, 4-1)

5. 4/27	@ L.A. Lakers	101-125	L	0-1	3-2	1-2	26 Colter	10 Carr
6. 4/30	@ L.A. Lakers	118-134	L	0-2	3-3	1-3	23 Vandeweghe	12 Carr
7. 5/3	L.A. Lakers	126-130	L	0-3	3-4	2-1	27 Vandeweghe	11 Drexler
8. 5/5	L.A. Lakers	115-107	W	1-3	4-4	3-1	17 Vandew., M.Thomp.	10 M.Thompson
9. 5/7	@ L.A. Lakers	120-139	L	1-4	4-5	1-4	18 Kersey	11 Carr

1986

FIRST ROUND (Nuggets win, 3-1)

1. 4/18	@ Denver	126-133	L	0-1	0-1	0-1	28 Vandeweghe	9 Carr
2. 4/20	@ Denver	108-106	W	1-1	1-1	1-1	36 Vandeweghe	11 Carr
3. 4/22	Denver	104-115	L	1-2	1-2	0-1	24 Vandeweghe	15 Carr
4. 4/24	Denver	112-116	L	1-3	1-3	0-2	24 Vandeweghe	18 Carr

1987

FIRST ROUND (Rockets win, 3-1)

1. 4/24	Houston	115-125	L	0-1	0-1	0-1	30 Vandeweghe	13 Drexler
2. 4/26	Houston	111-98	W	1-1	1-1	1-1	32 Drexler	8 S.Johnson, Porter
3. 4/28	@ Houston	108-117	L	1-2	1-2	0-1	26 Drexler	10 S.John., Ca.Jones
4. 4/30	@ Houston	101-113	L	1-3	1-3	0-2	27 Vandeweghe	12 S.Johnson

1988

FIRST ROUND (Jazz win, 3-1)

1. 4/28	Utah	108-96	W	1-0	1-0	1-0	26 Drexler, Kersey	13 Drexler
2. 4/30	Utah	105-114	L	1-1	1-1	1-1	25 Drexler	14 Lucas
3. 5/4	@ Utah	108-113	L	1-2	1-2	0-1	23 Kersey	16 Duckworth
4. 5/6	@ Utah	96-111	L	1-3	1-3	0-2	33 Duckworth	10 Duck., Kersey

1989

FIRST ROUND (Lakers win, 3-0)

1. 4/27	@ L.A. Lakers	108-128	L	0-1	0-1	0-1	30 Drexler	8 Kersey, Porter
2. 4/30	@ L.A. Lakers	105-113	L	0-2	0-2	0-2	28 Drexler	11 Kersey, Bowie
3. 5/3	L.A. Lakers	108-116	L	0-3	0-3	0-1	29 Porter	8 Drexler

TRAIL BLAZERS IN THE *Playoffs*

Date Opponent Score Series Overall Home Road Scoring Leader Rebounding Leader
1990

FIRST ROUND (Trail Blazers win, 3-0)

1.	4/26	Dallas	109-102	W	1-0	1-0	1-0	28	Porter	16	B.Williams
2.	4/28	Dallas	114-107	W	2-0	2-0	2-0	18	Duckworth	13	B.Williams
3.	5/1	@ Dallas	106-92	W	3-0	3-0	1-0	29	Kersey	10	B.Williams

CONFERENCE SEMIFINALS (Trail Blazers win, 4-3)

4.	5/5	San Antonio	107-94	W	1-0	4-0	3-0	25	Kersey	16	Kersey
5.	5/8	San Antonio	122-112	W	2-0	5-0	4-0	27	Porter	8	B.Williams
6.	5/10	@ San Antonio	98-121	L	2-1	5-1	1-1	18	Porter,B.Williams	8	C.Robinson
7.	5/12	@ San Antonio	105-115	L	2-2	5-2	1-2	27	Drexler	10	B.Williams
8.	5/15	San Antonio	138-132 (2ot)	W	3-2	6-2	5-0	38	Porter	10	B.Williams,Kers.
9.	5/17	@ San Antonio	97-112	L	3-3	6-3	1-3	22	Kersey	10	B.Williams
10.	5/19	San Antonio	108-105 (ot)	W	4-3	7-3	6-0	36	Porter	15	B.Williams,Kers.

CONFERENCE FINALS (Trail Blazers win, 4-2)

11.	5/21	Phoenix	100-98	W	1-0	8-3	7-0	20	Drexler	11	Kersey
12.	5/23	Phoenix	108-107	W	2-0	9-3	8-0	29	Kersey	11	Kersey
13.	5/25	@ Phoenix	89-123	L	2-1	9-4	1-4	16	Kersey	7	Bryant
14.	5/27	@ Phoenix	107-119	L	2-2	9-5	1-5	29	Kersey	8	B.Williams
15.	5/29	Phoenix	120-114	W	3-2	10-5	9-0	32	Drexler	11	Kersey
16.	5/31	@ Phoenix	112-109	W	4-2	11-5	2-5	23	Drexler,Porter	11	B.Williams

NBA FINALS (Pistons win, 4-1)

17.	6/5	@ Detroit	99-105	L	0-1	11-6	2-6	21	Drexler	12	B.Williams
18.	6/7	@ Detroit	106-105 (ot)	W	1-1	12-6	3-6	33	Drexler	12	B.Williams
19.	6/10	Detroit	106-121	L	1-2	12-7	9-1	27	Kersey	13	Drexler
20.	6/12	Detroit	109-112	L	1-3	12-8	9-2	34	Drexler	8	Drexler,Kersey
21.	6/14	Detroit	90-92	L	1-4	12-9	9-3	21	Drexler,Duckworth	9	Kersey

1991

FIRST ROUND (Trail Blazers win, 3-2)

1.	4/26	Seattle	110-102	W	1-0	1-0	1-0	39	Drexler	13	Duckworth
2.	4/28	Seattle	115-106	W	2-0	2-0	2-0	22	Drexler	10	Duckworth
3.	4/30	@ Seattle	99-102	L	2-1	2-1	0-1	23	Drexler	11	B.Williams
4.	5/2	@ Seattle	89-101	L	2-2	2-2	0-2	20	Kersey	9	B.Williams,C.Robin.
5.	5/4	Seattle	119-107	W	3-2	3-2	3-0	23	Porter	12	B.Williams

CONFERENCE SEMIFINALS (Trail Blazers win, 4-1)

6.	5/7	Utah	117-97	W	1-0	4-2	4-0	20	Drexler	15	Drexler
7.	5/9	Utah	118-116	W	2-0	5-2	5-0	34	Kersey	6	Kersey
8.	5/11	@ Utah	101-107	L	2-1	5-3	0-3	28	Porter	10	Kersey,Drexler
9.	5/12	@ Utah	104-101	W	3-1	6-3	1-3	30	Duckworth	11	Drexler,Duckworth
10.	5/14	Utah	103-96	W	4-1	7-3	6-0	22	Porter,Drexler	12	B.Williams

CONFERENCE FINALS (Lakers win, 4-2)

11.	5/18	L.A. Lakers	106-111	L	0-1	7-4	6-1	28	Drexler	10	B.Williams
12.	5/21	L.A. Lakers	109-98	W	1-1	8-4	7-1	26	Porter	11	B.Williams
13.	5/24	@ L.A. Lakers	92-106	L	1-2	8-5	1-4	19	Kersey	11	B.Williams
14.	5/26	@ L.A. Lakers	95-116	L	1-3	8-6	1-5	25	Kersey	8	B.Williams,Drexler
15.	5/28	L.A. Lakers	95-84	W	2-3	9-6	8-1	20	Kersey	16	B.Williams
16.	5/30	@ L.A. Lakers	90-91	L	2-4	9-7	1-6	24	Porter	8	Drexler

1992

FIRST ROUND (Trail Blazers win, 3-1)

1.	4/23	L.A. Lakers	115-102	W	1-0	1-0	1-0	24	C.Robinson	13	B.Williams
2.	4/25	L.A. Lakers	101-79	W	2-0	2-0	2-0	19	Duckworth	12	B.Williams
3.	4/29	@ L.A. Lakers	119-121	L	2-1	2-1	0-1	42	Drexler	13	B.Williams
4.	5/3	@ L.A. Lakers#	102-76	W	3-1	3-1	1-1	26	Drexler	12	Drexler

at Las Vegas

(1992 continued on next page)

TRAIL BLAZERS IN THE *Playoffs*

Date Opponent Score Series Overall Home Road Scoring Leader Rebounding Leader
 (1992 continued from previous page)

CONFERENCE SEMIFINALS (Trail Blazers win, 4-1)

5.	5/5	Phoenix	113-111	W	1-0	4-1	3-0	31 Porter	10 Drexler
6.	5/7	Phoenix	126-119	W	2-0	5-1	4-0	27 Porter,Drexler	9 Kersey
7.	5/9	@ Phoenix	117-124	L	2-1	5-2	1-2	37 Drexler	9 Kersey
8.	5/11	@Phoenix	153-151 (2ot)	W	3-1	6-2	2-2	33 Drexler	10 Kersey
9.	5/14	Phoenix	118-106	W	4-1	7-2	5-0	34 Drexler	12 Kersey,B.Williams

CONFERENCE FINALS (Trail Blazers win, 4-2)

10.	5/16	Utah	113-88	W	1-0	8-2	6-0	26 Porter	8 B.Williams
11.	5/19	Utah	119-102	W	2-0	9-2	7-0	41 Porter	7 Dkwrth.,C.Robinson
12.	5/22	@ Utah	89-97	L	2-1	9-3	2-3	26 Drexler,Kersey	9 B.Williams,Kersey
13.	5/24	@ Utah	112-121	L	2-2	9-4	2-4	34 Porter	8 Kersey
14.	5/26	Utah	127-121	W	3-2	10-4	8-0	29 Kersey	12 B.Williams
15.	5/28	@ Utah	105-97	W	4-2	11-4	3-4	18 Kersey,Port,Drex.	8 B.Williams

NBA FINALS (Bulls win, 4-2)

16.	6/3	@ Chicago	89-122	L	1-0	11-5	3-5	16 Drexler,C.Robinson	7 Kersey
17.	6/5	@ Chicago	115-104 (ot)	W	1-1	12-5	4-5	26 Drexler	14 B.Williams
18.	6/7	Chicago	84-94	L	1-2	12-6	8-1	32 Drexler	12 Kersey
19.	6/10	Chicago	94-88	W	2-2	13-6	9-1	21 Drexler,Kersey	11 Duckworth
20.	6/12	Chicago	106-119	L	2-3	13-7	9-2	30 Drexler	12 Kersey
21.	6/14	@ Chicago	93-97	L	2-4	13-8	4-6	24 Drexler,Kersey	9 Kersey

1993

FIRST ROUND (Spurs win, 3-1)

1.	4/29	San Antonio	86-87	L	0-1	0-1	0-1	24 Kersey	9 Kersey
2.	5/1	San Antonio	105-96	W	1-1	1-1	1-1	21 Drexler	8 Strickland
3.	5/5	@ San Antonio	101-107	L	1-2	1-2	0-1	19 Drexler	7 B.Williams
4.	5/7	@ San Antonio	97-100 (ot)	L	1-3	1-3	0-2	21 Bryant	14 Kersey

1994

FIRST ROUND (Rockets win, 3-1)

1.	4/29	@ Houston	104-114	L	0-1	0-1	0-1	26 Drexler	13 Drexler
2.	5/1	@ Houston	104-115	L	0-2	0-2	0-2	28 C.Robinson	9 Drexler
3.	5/3	Houston	118-115	W	1-2	1-2	1-0	25 Strickland	10 B.Williams,C.Rob.
4.	5/6	Houston	89-92	L	1-3	1-3	1-1	26 Strickland	13 Drexler

1995

FIRST ROUND (Suns win, 3-0)

1.	4/28	@ Phoenix	102-129	L	0-1	0-1	0-1	23 Strickland	7 Dudley,H.Grant
2.	4/30	@ Phoenix	94-103	L	0-2	0-2	0-2	26 Strickland	7 B.Williams
3.	5/2	Phoenix	109-117	L	0-3	0-3	0-1	21 Strickland	10 C.Robinson

1996

FIRST ROUND (Jazz win, 3-2)

1.	4/25	@ Utah	102-110	L	0-1	0-1	0-1	27 Strickland	10 Dudley
2.	4/27	@ Utah	90-105	L	0-2	0-2	0-2	26 Sabonis	12 Sabonis
3.	4/29	Utah	94-91 (ot)	W	1-2	1-2	1-0	27 Sabonis	12 Sabonis
4.	5/1	Utah	98-90	W	2-2	2-2	2-0	27 Strickland	13 Sabonis
5.	5/5	@ Utah	64-102	L	2-3	2-3	0-3	14 Sabonis	8 Sabonis

1997

FIRST ROUND (Lakers win, 3-1)

1.	4/25	@ L.A. Lakers	95-77	L	0-1	0-1	0-1	18 Wallace,Sabonis	11 Dudley
2.	4/27	@ L.A. Lakers	93-107	L	0-2	0-2	0-2	20 Wallace	10 C.Robinson
3.	4/30	L.A. Lakers	98-90	W	1-2	1-2	1-0	30 K.Anderson	7 Dudley
4.	5/2	L.A. Lakers	91-95	L	1-3	1-3	1-1	23 Sabonis	10 Sabonis

TRAIL BLAZERS IN THE *Playoffs*

Date Opponent Score Series Overall Home Road Scoring Leader Rebounding Leader
1998

FIRST ROUND (Lakers win, 3-1)

1.	4/24	@ L.A. Lakers	102-104	L	0-1	0-1	0-1	25 Rider	12 B.Grant
2.	4/26	@ L.A. Lakers	99-108	L	0-2	0-2	0-2	24 Rider	7 B.Grant,Wal.,Sab.
3.	4/28	L.A. Lakers	99-94	W	1-2	1-2	1-0	18 Rider,Stoud.	12 B.Grant
4.	4/30	L.A. Lakers	99-110	L	1-3	1-3	1-1	24 Stoudamire	12 B.Grant

1999

FIRST ROUND (Trail Blazers win, 3-0)

1.	5/8	Phoenix	95-85	W	1-0	1-0	1-0	25 Rider	10 B.Grant
2.	5/10	Phoenix	110-99	W	2-0	2-0	2-0	22 B.Grant,Stoud.	9 Sabonis
3.	5/12	@ Phoenix	103-93	W	3-0	3-0	1-0	20 B.Grant	11 Sabonis

CONFERENCE SEMIFINALS (Trail Blazers win, 4-2)

4.	5/18	@ Utah	83-93	L	0-1	3-1	1-1	19 B.Grant	11 Sabonis
5.	5/20	@ Utah	84-81	W	1-1	4-1	2-1	27 Rider	14 Sabonis
6.	5/22	Utah	97-87	W	2-1	5-1	3-0	20 Wallace	15 B.Grant
7.	5/23	Utah	81-75	W	3-1	6-1	4-0	24 Rider	15 Sabonis
8.	5/25	@ Utah	71-88	L	3-2	6-2	2-2	16 Rider	10 B.Grant
9.	5/27	Utah	92-80	W	4-2	7-2	5-0	24 Rider	12 B.Grant

CONFERENCE FINALS (Spurs win, 4-0)

10.	5/29	@ San Antonio	76-80	L	0-1	7-3	2-3	28 Wallace	8 Wallace
11.	5/31	@ San Antonio	85-86	L	0-2	7-4	2-4	15 Stoudamire	7 B.Grant,Sabonis
12.	6/4	San Antonio	63-85	L	0-3	7-5	5-1	22 Wallace	13 B.Grant
13.	6/6	San Antonio	80-94	L	0-4	7-6	5-2	21 Stoudamire	7 Sabonis

2000

FIRST ROUND (Trail Blazers win, 3-1)

1.	4/23	Minnesota	91-88	W	1-0	1-0	1-0	28 Pippen	9 Pippen
2.	4/26	Minnesota	86-82	W	2-0	2-0	2-0	21 Pippen	7 Pippen,Wallace
3.	4/30	@ Minnesota	87-94	L	2-1	2-1	0-1	22 Smith	7 B.Grant
4.	5/2	@ Minnesota	85-77	W	3-1	3-1	1-1	15 Wallace,Sabonis	11 Sabonis

CONFERENCE SEMIFINALS (Trail Blazers win, 4-1)

5.	5/7	Utah	94-75	W	1-0	4-1	3-0	20 Pippen	14 Sabonis
6.	5/9	Utah	103-85	W	2-0	5-1	4-0	19 Smith	8 Wallace,B.Grant
7.	5/11	@ Utah	103-84	W	3-0	6-1	2-1	22 Sabonis	8 Sabonis
8.	5/14	@ Utah	85-88	L	3-1	6-2	2-2	20 B.Grant	13 B.Grant
9.	5/16	Utah	81-79	W	4-1	7-2	5-0	23 Pippen	9 Sabonis,Pippen

CONFERENCE FINALS (Lakers win, 4-3)

10.	5/20	@ L.A. Lakers	94-109	L	0-1	7-3	2-3	19 Pippen	11 Pippen
11.	5/22	@ L.A. Lakers	106-77	W	1-1	8-3	3-3	29 Wallace	12 Wallace
12.	5/26	L.A. Lakers	91-93	L	1-2	8-4	5-1	19 Wal.,Stoudamire	9 Pippen
13.	5/28	L.A. Lakers	91-103	L	1-3	8-5	5-2	34 Wallace	13 Wallace
14.	5/30	@ L.A. Lakers	96-88	W	2-3	9-5	4-3	22 Wallace,Pippen	10 Wallace
15.	6/2	L.A. Lakers	103-93	W	3-3	10-5	6-2	26 Smith	11 Sabonis
16.	6/4	@ L.A. Lakers	84-89	L	3-4	10-6	4-4	30 Wallace	10 Pippen

Date Opponent Score Series Overall Home Road Scoring Leader Rebounding Leader

2001

FIRST ROUND (Lakers win, 3-0)

1.	4/22	@ L.A. Lakers	93-106	L	0-1	0-1	0-1	24 Wallace	9 Sabonis
2.	4/26	@ L.A. Lakers	88-106	L	0-2	0-2	0-2	21 Pippen	8 Pippen
3.	4/29	L.A. Lakers	86-99	L	0-3	0-3	0-1	25 Smith, Stoud.	13 Wallace

2002

FIRST ROUND (Lakers win, 3-0)

1.	4/21	@ L.A. Lakers	87-95	L	0-1	0-1	0-1	25 Wallace	14 Wallace
2.	4/25	@ L.A. Lakers	96-103	L	0-2	0-2	0-2	31 Wallace	11 Wallace
3.	4/28	L.A. Lakers	91-92	L	0-3	0-3	0-1	20 Wallace	12 Wallace

TRAIL BLAZERS IN THE *Playoffs*

Date	Opponent	Score	Series	Overall	Home	Road	Scoring Leader	Rebounding Leader
2003								
FIRST ROUND (Mavericks win, 4-3)								
1. 4/19	@ Dallas	86-96	L	0-1	0-1	0-1	26 Wallace	10 Wells, Davis
2. 4/23	@ Dallas	99-103	L	0-2	0-2	0-2	45 Wells	15 Davis
3. 4/25	Dallas	103-115	L	0-3	0-3	0-1	19 Patterson	10 Randolph
4. 4/27	Dallas	98-79	W	1-3	1-3	1-1	25 Randolph	15 Randolph
5. 4/30	@ Dallas	103-99	W	2-3	2-3	1-2	22 Randolph	9 Randolph
6. 5/2	Dallas	125-103	W	3-3	3-3	2-1	21 Randolph	10 Randolph
7. 5/4	@ Dallas	95-107	L	3-4	3-4	1-3	17 Wallace, Stoud.	10 Randolph
2009								
FIRST ROUND (Rockets win, 4-2)								
1. 4/18	Houston	81-108	L	0-1	0-1	0-1	21 Roy	5 Przy.,Blake,Oden,Ruffin
2. 4/21	Houston	107-103	W	1-1	1-1	1-1	42 Roy	12 Aldridge
3. 4/24	@ Houston	83-86	L	1-2	1-2	0-1	19 Roy	8 Aldridge
4. 4/26	@ Houston	88-89	L	1-3	1-3	0-2	31 Roy	12 Przybilla
5. 4/28	Houston	88-77	W	2-3	2-3	2-1	25 Roy, Aldridge	7 Aldridge, Blake
6. 4/30	@ Houston	76-92	L	2-4	2-4	0-3	26 Aldridge	8 Przybilla, Fernandez
2010								
FIRST ROUND (Suns win, 4-2)								
1. 4/18	@ Phoenix	105-100	W	1-0	1-0	1-0	31 Miller	17 Camby
2. 4/20	@ Phoenix	90-119	L	1-1	1-1	1-1	16 Webster	10 Camby
3. 4/22	Phoenix	89-108	L	1-2	1-2	0-1	17 Aldridge	10 Camby
4. 4/24	Phoenix	96-87	W	2-2	2-2	1-1	31 Aldridge	11 Aldridge
5. 4/26	@ Phoenix	88-107	L	2-3	2-3	1-2	21 Miller	11 Camby
6. 4/29	Phoenix	90-99	L	2-4	2-4	1-2	19 Webster	9 Aldridge
2011								
FIRST ROUND (Mavericks win, 4-2)								
1. 4/16	@ Dallas	81-89	L	0-1	0-1	0-1	27 Aldridge	18 Camby
2. 4/19	@ Dallas	89-101	L	0-2	0-2	0-2	24 Aldridge	10 Aldridge
3. 4/21	Dallas	97-92	W	1-2	1-2	1-0	25 Matthews	11 Wallace
4. 4/23	Dallas	84-82	W	2-2	2-2	2-0	24 Roy	11 Wallace
5. 4/25	@ Dallas	82-93	L	2-3	2-3	0-3	18 Miller	9 Aldridge, Wallace
6. 4/28	Dallas	96-103	L	2-4	2-4	2-1	32 Wallace	12 Wallace
2014								
FIRST ROUND (Trail Blazers win, 4-2)								
1. 4/20	@ Houston	122-120 (ot)	W	1-0	1-0	1-0	46 Aldridge	18 Aldridge
2. 4/23	@ Houston	112-105	W	2-0	2-0	2-0	43 Aldridge	10 Lopez
3. 4/25	Houston	116-121 (ot)	L	2-1	2-1	0-1	30 Lillard	10 Aldridge
4. 4/27	Houston	123-120 (ot)	W	3-1	3-1	1-1	29 Aldridge	11 Lopez
5. 4/30	@ Houston	98-108	L	3-2	3-2	2-1	27 Matthews	8 Aldridge, Lillard, Lopez
6. 5/2	Houston	99-98	W	4-2	4-2	2-1	30 Aldridge	13 Aldridge
CONFERENCE SEMIFINALS (Spurs win, 4-1)								
7. 5/6	@ San Antonio	92-116	L	0-1	4-3	2-2	32 Aldridge	14 Aldridge
8. 5/8	@ San Antonio	97-114	L	0-2	4-4	2-3	21 Batum	10 Aldridge
9. 5/10	San Antonio	103-118	L	0-3	4-5	2-2	22 Matthews	12 Aldridge
10. 5/12	San Antonio	103-92	W	1-3	5-5	3-2	25 Lillard	14 Batum
11. 5/14	@ San Antonio	82-104	L	1-4	5-6	2-4	21 Aldridge	12 Batum

TRAIL BLAZERS IN THE *Playoffs*

Date	Opponent	Score	Series	Overall	Home	Road	Scoring Leader	Rebounding Leader
------	----------	-------	--------	---------	------	------	----------------	-------------------

2015

FIRST ROUND (Grizzlies win, 4-1)

1. 4/19	@ Memphis	86-100	L	0-1	0-1	0-1	32 Aldridge	14 Aldridge
2. 4/22	@ Memphis	82-97	L	0-2	0-2	0-2	24 Aldridge	14 Aldridge
3. 4/25	Memphis	109-115	L	0-3	0-3	0-1	27 Batum	7 Aldridge
4. 4/27	Memphis	99-92	W	1-3	1-3	1-1	32 Lillard	13 Batum, Leonard
5. 4/29	@ Memphis	93-99	L	1-4	1-4	0-3	33 McCollum	10 Batum

2016

FIRST ROUND (Trail Blazers win, 4-2)

1. 4/17	@ L.A. Clippers	95-115	L	0-1	0-1	0-1	21 Lillard	12 Aminu
2. 4/20	@ L.A. Clippers	81-102	L	0-2	0-2	0-2	17 Lillard	10 Aminu
3. 4/23	L.A. Clippers	96-88	W	1-2	1-2	1-0	32 Lillard	21 Plumlee
4. 4/25	L.A. Clippers	98-84	W	2-2	2-2	2-0	30 Aminu	14 Plumlee
5. 4/27	@ L.A. Clippers	108-98	W	3-2	3-2	1-2	27 McCollum	15 Plumlee
6. 4/29	L.A. Clippers	106-103	W	4-2	4-2	3-0	28 Lillard	14 Plumlee

CONFERENCE SEMIFINALS (Warriors win, 4-1)

7. 5/1	@ Golden State	106-118	L	0-1	4-3	1-3	30 Lillard	12 Plumlee
8. 5/3	@ Golden State	99-110	L	0-2	4-4	1-4	25 Lillard	11 Plumlee
9. 5/7	Golden State	120-108	W	1-2	5-4	4-0	40 Lillard	10 Aminu
10. 5/9	Golden State	125-132 (OT)	L	1-3	5-5	4-1	36 Lillard	15 Plumlee
11. 5/11	@ Golden State	121-125	L	1-4	5-6	1-5	28 Lillard	9 Aminu

2017

FIRST ROUND (Warriors win, 4-0)

1. 4/16	@ Golden State	109-121L		0-1	0-1	0-1	41 McCollum	10 Turner
2. 4/19	@ Golden State	81-110	L	0-2	0-2	0-2	15 Harkless	8 Harkless
3. 4/22	Golden State	113-119L		0-3	0-3	0-1	32 McCollum	11 Nurkic
4. 4/24	Golden State	103-128L		0-4	0-4	0-2	34 Lillard	14 Vonleh

2018

FIRST ROUND (Pelicans win, 4-0)

1. 4/14	New Orleans	95-97	L	0-1	0-1	0-1	19 McCollum	13 Davis
2. 4/17	New Orleans	102-111	L	0-2	0-2	0-2	22 McCollum	15 Aminu
3. 4/19	@ New Orleans	102-119	L	0-3	0-3	0-1	22 McCollum	8 Aminu, Davis
4. 4/21	@ New Orleans	123-131	L	0-4	0-4	0-2	38 McCollum	11 Nurkic

2019

FIRST ROUND (Trail Blazers win, 4-1)

1. 4/14	Oklahoma City	104-99		W	1-0	1-0	30 Lillard	18 Kanter
2. 4/16	Oklahoma City	114-94		W	2-0	2-0	33 McCollum	9 Harkless
3. 4/19	@ Oklahoma City	108-120	L	2-1	2-1	0-1	32 Lillard	9 Aminu
4. 4/21	@ Oklahoma City	111-98	W	3-1	3-1	1-1	27 McCollum	10 Harkless, Kanter
5. 4/23	Oklahoma City	118-115		W	4-1	4-1	50 Lillard	13 Kanter

CONFERENCE SEMIFINALS (Trail Blazers win, 4-3)

6. 4/29	@ Denver	113-121	L	0-1	4-2	1-2	39 Lillard	8 Aminu, Turner
7. 5/1	@ Denver	97-90	W	1-1	5-2	2-2	20 McCollum	10 Aminu
8. 5/3	Denver	140-137 (4OT)	W	2-1	6-2	4-0	41 McCollum	15 Kanter
9. 5/5	Denver	112-116	L	2-2	6-3	4-1	29 McCollum	10 Kanter
10. 5/7	@ Denver	98-124	L	2-3	6-4	2-3	22 Lillard	8 Kanter
11. 5/9	Denver	119-108	W	3-3	7-4	5-1	32 Lillard	14 Kanter
12. 5/12	@ Denver	100-96	W	4-3	8-4	3-3	37 McCollum	12 Kanter

CONFERENCE FINALS (Warriors win, 4-0)

13. 5/14	@ Golden State	94-116	L	0-1	8-5	3-4	19 Lillard	16 Kanter
14. 5/16	@ Golden State	111-114	L	0-2	8-6	3-5	23 Lillard	6 Aminu, Leonard
15. 5/18	Golden State	99-110	L	0-3	8-7	5-2	23 McCollum	8 Collins
16. 5/20	Golden State	117-119 (OT)	L	0-4	8-8	5-3	30 Leonard	12 Leonard

TRAIL BLAZERS IN THE *Playoffs*

Date	Opponent	Score	Series	Overall	Home	Road	Scoring Leader	Rebounding Leader
2020								
WESTERN CONFERENCE PLAY-IN GAME (does not count for playoff record)								
1. 8/15	Memphis	126-122	W	1-0	1-0	1-0	19 Lillard	16 Kanter
FIRST ROUND (Lakers win, 4-1)								
1. 8/18	@ L.A. Lakers	100-93	W	1-0	1-0	1-0	34 Lillard	15 Nurkic
2. 8/20	@ L.A. Lakers	88-111	L	1-1	1-1	1-1	18 Lillard	9 Whiteside
3. 8/22	L.A. Lakers	108-116	L	1-2	1-2	0-1	34 Lillard	8 McCollum, Whiteside
4. 8/24	L.A. Lakers	115-135	L	1-3	1-3	0-2	20 Nurkic	13 Nurkic
5. 8/29	@ L.A. Lakers	122-131	L	1-4	1-4	1-2	36 McCollum	10 Nurkic
2021								
FIRST ROUND (Nuggets win, 4-2)								
1. 5/22	@ Denver	123-109	W	1-0	1-0	1-0	34 Lillard	12 Nurkic
2. 5/24	@ Denver	109-128	L	1-1	1-1	1-1	42 Lillard	13 Nurkic
3. 5/27	Denver	115-120	L	1-2	1-2	0-1	37 Lillard	13 Nurkic
4. 5/29	Denver	115-95	W	2-2	2-2	1-1	29 Powell	9 Covington
5. 6/1	@ Denver	140-147 (2OT)	L	2-3	2-3	1-2	55 Lillard	11 Covington
6. 6/3	Denver	115-126	L	2-4	2-4	1-2	28 Lillard	10 Covington

TRAIL BLAZERS CAREER PLAYOFF LEADERS



TRAIL BLAZERS CAREER PLAYOFF LEADERS

Games Played

1.	Drexler	94
2.	Kersey	91
3.	Porter	84
4.	C. Robinson	78
5.	B. Williams	74
6.	Duckworth	67
7.	Lillard	61
8.	McCollum	57
9.	Sabonis	51
10.	Wallace	50

Minutes Played

1.	Drexler	3,626
2.	Porter	3,020
3.	Kersey	2,794
4.	B. Williams	2,586
5.	Lillard	2,458
6.	C. Robinson	2,008
7.	McCollum	2,000
8.	Duckworth	1,956
9.	Wallace	1,891
10.	Sabonis	1,466

Points

1.	Drexler	2,015
2.	Lillard	1,569
3.	Porter	1,527
4.	Kersey	1,392
5.	McCollum	1,140
6.	Wallace	864
7.	C. Robinson	806
8.	Duckworth	785
9.	B. Williams	774
10.	Aldridge	753

Assists

1.	Drexler	640
2.	Porter	527
3.	Lillard	380
4.	Stoudamire	231
5.	Kersey	205
6.	Valentine	161
7.	Strickland	157
	McCollum	57
9.	C. Robinson	128
10.	Hollins	125

Field Goals Made

1.	Drexler	746
2.	Kersey	535
3.	Porter	513
4.	Lillard	501
5.	McCollum	437
6.	Wallace	332
7.	Duckworth	323
8.	C. Robinson	307
9.	Aldridge	294
10.	B. Williams	280

Field Goals Attempted

1.	Drexler	1,659
2.	Lillard	1,216
3.	Kersey	1,120
4.	Porter	1,060
5.	McCollum	995
6.	C. Robinson	749
7.	Duckworth	723
8.	Wallace	691
9.	Aldridge	674
10.	B. Williams	548

Three-Point Field Goals Made

1.	Lillard	199
2.	McCollum	126
3.	Porter	113
4.	Aminu	63
5.	Drexler	59
6.	Batum	52
7.	Stoudamire	48
8.	Wallace	40
9.	S. Smith	33
10.	Pippen	33

Three-Point Field Goals Attempted

1.	Lillard	539
2.	McCollum	328
3.	Porter	290
4.	Drexler	228
5.	Aminu	168
6.	Batum	150
7.	Stoudamire	122
8.	Pippen	107
9.	Wallace	95
10.	Harkless	90

Free Throws Made

1.	Drexler	464
----	---------	-----

TRAIL BLAZERS CAREER PLAYOFF LEADERS



2.	Porter	388
3.	Lillard	368
4.	Kersey	321
5.	Williams	213
6.	C. Robinson	175
7.	Wallace	160
8.	Sabonis	158
	Aldridge	158
10.	McCollum	140

Free Throws Attempted

1.	Drexler	586
2.	Porter	466
3.	Kersey	446
4.	Lillard	415
5.	B. Williams	306
6.	C. Robinson	297
7.	Wallace	227
8.	Aldridge	199
9.	Duckworth	198
10.	Sabonis	197

Total Rebounds

1.	Drexler	670
2.	Williams	623
3.	Kersey	595
4.	Duckworth	393
5.	Sabonis	378
6.	C. Robinson	344
7.	Lucas	320
8.	Walton	310
9.	Wallace	306
10.	Aldridge	299

Offensive Rebounds

1.	Drexler	265
2.	Kersey	240
3.	Williams	228
4.	Duckworth	143
5.	C. Robinson	125
6.	B. Grant	89
7.	Wallace	88
8.	Aldridge	86
9.	M. Thompson	75
10.	Lucas	73

Defensive Rebounds

1.	Drexler	405
2.	Williams	395
3.	Kersey	355
4.	Sabonis	306
5.	Duckworth	250
6.	Walton	249
7.	Lucas	247
8.	Lillard	232
9.	Porter	230
10.	C. Robinson	219

Steals

1.	Drexler	190
2.	Kersey	141
3.	Porter	106
4.	Lillard	72
5.	C. Robinson	68
6.	Williams	60
7.	Hollins	57
8.	Sabonis	48
9.	Wallace	46
	McCollum	46

Blocked Shots

1.	C. Robinson	84
2.	Drexler	79
3.	Walton	67
4.	Kersey	62
5.	Aldridge	61
6.	Sabonis	48
7.	Wallace	45
8.	Cooper	44
9.	M. Thompson	40
10.	B. Williams	38

Personal Fouls

1.	Kersey	337
2.	Drexler	329
3.	C. Robinson	277
4.	Williams	257
5.	Duckworth	246
6.	Porter	196
7.	Wallace	182
8.	Sabonis	175
9.	Lillard	139
10.	McCollum	135

OPPONENT INDIVIDUAL PLAYOFF HIGHS

Points

Game		
47	Charles Barkley vs. Phoenix	5/2/95
	Anthony Davis at New Orleans	4/21/18
Half		
35	Michael Jordan at Chicago	6/3/92

OT Period

17	Stephen Curry vs. Golden State	5/9/16
----	--------------------------------	--------

Field Goals Made

Game		
19	Rolando Blackman at Dallas (2OT)	4/18/85
17	Kareem Abdul-Jabbar at L.A. Lakers	5/8/77
	Julius Erving vs. Philadelphia	6/5/77
	Norm Nixon at L.A. Lakers	5/3/83
	Karl Malone at Utah	5/6/88

TRAIL BLAZERS CAREER PLAYOFF LEADERS



Half	Shaquille O'Neal at L.A. Lakers	4/25/97
14	Michael Jordan at Chicago	6/3/92

Field Goals Attempted

Game		
35	James Harden vs. Houston (OT)	4/25/14
31	Russell Westbrook vs. Oklahoma City	4/23/19

Half		
21	Michael Jordan at Chicago	6/3/92

Three-Point Field Goals Made

Game		
9	Stephen Curry vs. Golden State	5/14/19

Half		
7	Draymond Green vs. Golden State	5/7/16

Three-Point Field Goals Attempted

Game		
16	Stephen Curry vs. Golden State (OT)	5/20/19
	Stephen Curry vs. Golden State (OT)	5/9/16
	Stephen Curry vs. Golden State	5/18/19

Half		
9	Michael Jordan at Chicago	6/3/92
	Klay Thompson vs. Golden State (OT)	5/9/16

Free Throws Made

Game		
20	Karl Malone vs. Utah	5/9/91

Free Throws Attempted

Game		
27	Shaquille O'Neal at L.A. Lakers	5/20/00

Half		
27	Shaquille O'Neal at L.A. Lakers	5/20/00

Quarter		
25	Shaquille O'Neal at L.A. Lakers	5/20/00

Free Throw Percentage

Game		
1.000	Kevin Johnson (16/16) vs. Phoenix	5/7/92
	James Harden (12/12) vs. Houston	5/2/14
	Manu Ginobili (10/10) vs. San Antonio	5/10/14

Rebounds

Offensive		
13	Tyson Chandler at Dallas	4/25/11

Defensive		
17	Karl Malone at Utah	5/11/91

Game		
23	Marvin Webster at Seattle	4/23/78

Half		
15	Marvin Webster at Seattle	4/23/78

Assists

Game		
23	Magic Johnson vs. L.A. Lakers	5/3/85
	John Stockton at Utah	4/25/96

Half

15	Magic Johnson vs. L.A. Lakers	5/3/85
----	-------------------------------	--------

Steals

Game		
7	Bobby Jones vs. Denver	4/24/77
	Magic Johnson at L.A. Lakers	4/24/83
	T.R. Dunn at Denver	4/20/86

Half		
5	Bobby Jones vs. Denver	4/24/77
	Magic Johnson at L.A. Lakers	4/24/83
	Magic Johnson at L.A. Lakers	4/30/89

Turnovers

Game		
9	Michael Cooper vs. L.A. Lakers	5/5/85

Half		
7	Michael Cooper vs. L.A. Lakers	5/5/85
	Steve Nash vs. Phoenix	4/29/10

Blocked Shots

Game		
8	Kareem Abdul-Jabbar vs. L.A. Lakers	5/10/77
	Kareem Abdul-Jabbar vs. L.A. Lakers	5/1/83
	Hakeem Olajuwon at Houston	4/28/87
	David Robinson at San Antonio	5/10/90

Half		
7	Hakeem Olajuwon at Houston	4/28/87

OPPONENT TEAM PLAYOFF HIGHS

Points

Game		
151	at Phoenix (2OT)	5/11/92
147	Denver (2OT)	6/1/21
139	at L.A. Lakers	5/7/85

Half		
80	L.A. Lakers	8/24/20

1st Quarter		
45	Golden State	4/24/17

2nd Quarter		
41	at Houston	4/30/87
	at San Antonio	5/8/14

3rd Quarter		
42	at New Orleans	4/21/18

4th Quarter		
45	Utah	5/9/91

OT Period		
21	Golden State	5/9/16

TRAIL BLAZERS CAREER PLAYOFF LEADERS



Field Goals Made

Game		
54	Denver (4OT) at Dallas (2OT)	5/3/19 4/18/85
53	Houston	4/24/87
Half		
32	at L.A. Lakers	4/27/85

Field Goals Attempted

Game		
119	Denver (4OT)	5/3/19
115	Phoenix	5/11/92
Half		
55	at Denver	5/1/19

Field Goal Percentage

Game		
.610	at Phoenix (50 of 82)	4/25/90

Three-Point Field Goals Made

Game		
20	Denver Denver	6/1/21 5/27/21
Half		
12	Denver Golden State	5/27/21 4/24/17

Three-Point Field Goals Attempted

Game		
44	at Denver Denver	6/1/21 5/29/21
Half		
25	at Oklahoma City	4/21/19

Free Throws Made

Game		
48	Dallas at Utah	4/25/85 5/24/92
Half		
35	Utah	5/9/91

Free Throws Attempted

Game		
55	Dallas at Utah	4/25/85 5/24/92
Half		
38	Utah	5/9/91

Free Throw Percentage (min. 15 FT made)

Game		
1.000	San Antonio (25 of 25)	5/10/14

Rebounds

Offensive		
30	at Seattle	4/23/78
Defensive		
52	Denver (4OT)	5/7/19

46	at Philadelphia	5/26/77
Game		
71	at Seattle	4/23/78
Half		
38	at Seattle	4/23/78

Assists

Game		
38	at Phoenix at Chicago	5/25/90 3/6/92
Half		
25	at L.A. Lakers	5/27/85

Personal Fouls

Game		
38	at Phoenix (2OT) San Antonio	5/11/92 5/1/93
Half		
22	at Philadelphia	6/3/77

Steals

Game		
16	at Philadelphia	5/22/77
Half		
10	at Philadelphia	5/22/77

Blocked Shots

Game		
14	at L.A. Lakers	4/24/98
Half		
8	at L.A. Lakers	4/24/98

Turnovers

Game		
36	Chicago	4/17/77
Half		
19	Chicago Chicago	4/12/77 4/17/77

Disqualifications

Game		
4	San Antonio (2OT) at Phoenix (2OT)	5/15/90 5/11/92
2	Phoenix at Denver Detroit Phoenix Denver	5/20/84 5/20/86 6/12/90 5/5/92 5/9/19

Highest Scores

151	at Phoenix (2OT) (151-153)	5/11/92
147	at Denver (2OT) (147-140)	6/1/21
139	Dallas (OT) (139-131) at L.A. Lakers (139-120)	4/18/85 5/7/85
137	Denver (4OT) (137-140)	5/3/19
135	L.A. Lakers (135-115)	8/24/20

TRAIL BLAZERS CAREER PLAYOFF LEADERS



134	at L.A. Lakers (134-118)	4/30/85
133	at Denver (133-126)	4/18/86
132	San Antonio (OT) (132-138)	5/15/90
	Golden State (OT) (132-125)	5/9/16
131	at New Orleans (131-123)	4/21/18
	at L.A. Lakers (131-122)	8/29/20

OPPONENT TEAM PLAYOFF LOWS

Points

Game		
75	Utah	5/23/99
	Utah	5/7/00
Half		
27	Dallas	4/27/03
1st Quarter		
11	at Utah	5/20/99
	Utah	5/23/99
2nd Quarter		
12	at Denver	5/1/19
	Houston	4/26/87
3rd Quarter		
8	at L.A. Lakers	5/22/00
4th Quarter		
13	Minnesota	4/23/00
	at Minnesota	5/2/00
	at Utah	5/14/00
OT Period		
6	Seattle	4/4/80
	San Antonio	5/15/90

Field Goals Made

Game		
26	Utah	5/27/99

Field Goals Attempted

Game		
62	at L.A. Lakers	4/27/97

Field Goal Percentage

Game		
.340	at Denver (2OT)	6/1/21

Free Throws Made

Game		
4	Denver	5/22/21

Free Throws Attempted

Game		
8	Denver	5/22/21

Free Throw Percentage

Game		
.429	San Antonio (6 of 14)	5/8/14

Rebounds

Offensive

3	Houston	4/28/09
---	---------	---------

Defensive

15	Dallas	5/2/03
----	--------	--------

Total

24	L.A. Lakers	4/23/92
----	-------------	---------

Assists

Game

12	at Seattle	4/23/78
	Houston	4/21/09

Personal Fouls

Game

13	at Houston	4/30/09
----	------------	---------

Steals

Game

1	at Seattle	4/26/78
	at Phoenix	5/27/90
	Houston	4/21/09
	at Phoenix	4/18/10
	Denver	5/12/19

Blocked Shots

Game

0	at Philadelphia	5/22/77
	at Dallas	4/23/03
	San Antonio	5/10/14

Turnovers

Game

5	at Memphis	4/22/15
	Denver	5/12/19

Lowest Scores

75	Utah (75-81)	5/23/99
	Utah (75-94)	5/7/00
76	at L.A. Lakers (76-102)	5/3/92
77	at Minnesota (77-85)	5/2/00
	at L.A. Lakers (77-106)	5/22/00
	Houston (77-88)	4/28/09
79	L.A. Lakers (79-101)	4/25/92
	Utah (79-81)	5/16/00
	Dallas (79-98)	4/27/03
80	Utah (80-92)	5/27/99
	at San Antonio (80-76)	5/29/99

OPPONENT TOP PLAYOFF PERFORMANCES

Points

47	Charles Barkley vs. Phoenix	5/2/95
	Anthony Davis at New Orleans	4/21/18
46	Michael Jordan vs. Chicago	6/12/92
	Hakeem Olajuwon at Houston	5/1/94
	Shaquille O'Neal at L.A. Lakers	4/25/97
	Dirk Nowitzki at Dallas	4/19/03

TRAIL BLAZERS CAREER PLAYOFF LEADERS



43	Anthony Davis at L.A. Lakers	8/29/20
42	Rolando Blackman at Dallas (2OT)	4/18/85
	Jason Richardson vs. Phoenix	4/22/10
41	Rolando Blackman at Dallas (OT)	4/20/85
	Jrue Holiday at New Orleans	4/21/18
	Shaquille O'Neal at L.A. Lakers	5/20/00
40	David Thompson vs. Denver	4/24/77
	Kareem Abdul-Jabbar at L.A. Lakers	5/8/77
	Julius Erving vs. Philadelphia	6/5/77
	Calvin Natt at Denver	4/18/86
	Karl Malone vs. Utah	5/9/91
	Dirk Nowitzki vs. Dallas	4/25/03
	Stephen Curry vs. Golden State (OT)	5/9/16

Rebounds

23	Marvin Webster at Seattle	4/24/78
21	Karl Malone at Utah	5/11/91
	Shaquille O'Neal at L.A. Lakers	5/30/00
20	Kareem Abdul-Jabbar vs. L.A. Lakers	5/10/77
	Shaquille O'Neal vs. L.A. Lakers	4/22/01
	Tyson Chandler at Dallas	4/25/11
	DeAndre Jordan vs. L.A. Clippers	4/29/16
19	Sam Perkins at Dallas (OT)	4/20/85
	Karl Malone at Utah	5/28/92
	Nikola Jokic vs. Denver (4OT)	5/3/19
18	Dan Issel at Denver (OT)	5/1/77
	Danny Vranes vs. Seattle	4/22/83
	DeAndre Jordan at L.A. Clippers	4/20/16
	Nikola Jokic at Denver	5/7/19

Assists

23	Magic Johnson vs. L.A. Lakers	5/3/85
	John Stockton at Utah	4/25/96
21	Magic Johnson vs. L.A. Lakers	5/18/91
19	Magic Johnson at L.A. Lakers	5/7/85
	Magic Johnson at L.A. Lakers	5/24/91
18	Magic Johnson at L.A. Lakers	4/24/83
	Magic Johnson at L.A. Lakers	4/30/85
17	Rod Strickland at San Antonio	5/19/90
	Kevin Johnson at Phoenix	5/27/90
	Rajon Rondo vs. New Orleans	4/14/18
16	John Stockton at Utah	5/4/88
	Magic Johnson at L.A. Lakers	4/27/89
	John Stockton vs. Utah	5/7/91
	Kevin Johnson at Phoenix	5/9/92
	Steve Nash at Phoenix	4/20/10
	Rajon Rondo at New Orleans	4/21/18
	LeBron James at L.A. Lakers	8/18/20

Field Goals Made

19	Rolando Blackman at Dallas (2OT)	4/18/85
17	Kareem Abdul-Jabbar at L.A. Lakers	5/8/77
	Julius Erving vs. Philadelphia	6/5/77
	Norm Nixon at L.A. Lakers	5/3/83
	Karl Malone at Utah	5/6/88
	Shaquille O'Neal at L.A. Lakers	4/25/97

Field Goals Attempted

35	James Harden vs. Houston (OT)	4/25/14
33	Rolando Blackman at Dallas (2OT)	4/18/85

32	Michael Jordan at Chicago (OT)	6/5/92
	Stephen Curry vs. Golden State (OT)	5/9/16
	Jamal Murray vs. Denver (4OT)	5/3/19
31	Russell Westbrook vs. Oklahoma City	4/23/19

Free Throws Made

20	Karl Malone vs. Utah	5/9/91
17	Karl Malone at Utah	5/4/88
16	Magic Johnson at L.A. Lakers	5/7/85
	John Stockton vs. Utah	4/30/88
	Michael Jordan vs. Chicago	6/12/92
15	Anthony Davis at New Orleans	4/21/18
	Magic Johnson vs. L.A. Lakers	5/5/85
	Dirk Nowitzki at Dallas	4/19/11

Free Throws Attempted

27	Shaquille O'Neal at L.A. Lakers	5/20/00
22	Karl Malone at Utah	5/4/88
	Karl Malone vs. Utah	5/9/91
19	John Stockton vs. Utah	4/30/88
	Michael Jordan vs. Chicago	6/12/92
18	Shaquille O'Neal at L.A. Lakers	4/25/97
	DeAndre Jordan at L.A. Clippers	4/17/16
17	Magic Johnson at L.A. Lakers	5/7/85
	Dirk Nowitzki at Dallas	4/19/11
	Dwight Howard at Houston (OT)	4/20/14
	Dwight Howard vs. Houston (OT)	4/27/14
	Anthony Davis at New Orleans	4/21/18
	Paul George at Oklahoma City	4/19/19
	Anthony Davis at L.A. Lakers	8/18/20
	LeBron James vs. L.A. Lakers	8/22/20

Steals

7	Bobby Jones vs. Denver	4/24/77
---	------------------------	---------

TRAIL BLAZERS CAREER PLAYOFF LEADERS



	Magic Johnson at L.A. Lakers	4/24/83
	T.R. Dunn at Denver	4/20/86
6	David Thompson at Denver (OT)	5/1/77
	Steve Mix at Philadelphia	5/22/77
	Dennis Johnson at Seattle	4/6/80
	Kyle Macy vs. Phoenix	4/26/84
	Kareem Abdul-Jabbar vs. L.A. Lakers	5/5/85
	Karl Malone vs. Utah	5/1/96

Blocked Shots

8	Kareem Abdul-Jabbar vs. L.A. Lakers	5/10/77
	Kareem Abdul-Jabbar vs. L.A. Lakers	5/1/83
	Hakeem Olajuwon at Houston	4/28/87

	David Robinson at San Antonio	5/10/90
7	David Robinson at San Antonio (OT)	5/7/93
	David Robinson vs. San Antonio	6/4/99
6	Kareem Abdul-Jabbar at L.A. Lakers	4/24/83
	Mark Eaton vs. Utah	4/30/88
	David Robinson at San Antonio	5/17/90
	Benoit Benjamin at Seattle	5/2/91
	Hakeem Olajuwon at Houston	4/29/94
	Hakeem Olajuwon at Houston	5/1/94
	Eddie Jones at L.A. Lakers	5/24/98
	Draymond Green vs. Golden State	4/22/17

TRAIL BLAZERS PLAYOFF HISTORY

Trail Blazers Playoff Win-Loss Records

ALL PLAYOFF GAMES	Home			Road			Total			
	Series	W	L	Pct.	W	L	Pct.	W	L	Pct.
First Round	37	44	31	.587	17	61	.218	61	92	.398
Conference Semifinals	12	27	6	.818	7	27	.206	34	33	.507
Conference Finals	7	11	7	.611	6	13	.316	17	20	.459
NBA Finals	3	4	5	.444	3	5	.375	7	10	.412
Totals	55	86	49	.637	33	106	.237	119	155	.434

OVERTIME GAMES

	Home			Road			Total		
	W	L	Pct.	W	L	Pct.	W	L	Pct.
First Round	3	2	.600	3	4	.429	6	6	.500
Conference Semifinals	3	2	.600	1	1	.500	4	3	.571
Conference Finals	1	1	.500	0	0	.000	1	1	.500
NBA Finals	0	0	.000	2	0	1.000	2	0	1.000
Totals	7	5	.583	6	5	.545	13	10	.565

NBA Playoff Appearances, 1971 Through 2021

L.A. Lakers	41
San Antonio	39
Boston	39
Portland	37
Houston	33
Atlanta	33
Chicago	33
Oklahoma City/Seattle	32
Milwaukee	32
Philadelphia	31
Utah	31
Phoenix	30
New York	28
Denver	28
Detroit	27
Indiana	27
Washington	24
Dallas	24
Brooklyn	23
Miami	23
Cleveland	22

Golden State	20
Sacramento	16
L.A. Clippers	16
Orlando	16
Toronto	13
Memphis	11
Charlotte	10
Minnesota	10
New Orleans	8

NBA Playoff Records, 1971 Through 2021

	W	L	Pct.
L.A. Lakers	326	209	.609
Golden State	151	101	.599
Miami	149	118	.558
Chicago	185	151	.551
Boston	277	225	.552
San Antonio	222	181	.551
Cleveland	125	104	.546
Detroit	157	132	.543
Philadelphia	162	153	.515
Phoenix	151	151	.500
Oklahoma City*	164	167	.495
Milwaukee	144	147	.495
Houston*	156	160	.494
New York	134	140	.489
Indiana	115	126	.477
Toronto	57	66	.463
Dallas	105	122	.463
Utah*	135	157	.462
L.A. Clippers*	63	79	.444
Orlando	59	74	.444
Portland	119	155	.434
Washington	91	122	.427
Sacramento*	46	62	.426
Brooklyn*	70	97	.419
Memphis*	35	52	.402
New Orleans	22	33	.400
Atlanta	98	150	.399
Denver	82	128	.395

TRAIL BLAZERS CAREER PLAYOFF LEADERS



Charlotte	23	40	.365
Minnesota	20	38	.344

*Includes previous cities Ranked by percentage

Trail Blazers Playoff Records vs. Opponents

	Series	W	L	Pct.
L.A. Lakers	12	17	36	.321
Phoenix	7	16	15	.516
Utah	6	19	12	.613
Oklahoma City/Seattle	5	12	9	.571
Dallas	4	11	9	.550
Denver	4	11	12	.478
Houston	4	8	12	.400
San Antonio	4	6	14	.300
Golden State	3	1	12	.077
Chicago	2	4	5	.444
Minnesota	1	3	1	.750
L.A. Clippers	1	4	2	.667
Philadelphia	1	4	2	.667
Kansas City	1	1	2	.333
Detroit	1	1	4	.200
Memphis	1	1	4	.200
New Orleans	1	0	4	.000

TRAIL BLAZERS INDIVIDUAL PLAYOFF HIGHS

Points

Game		
55	Damian Lillard vs. Denver	6/1/21
Half		
34	Damian Lillard vs. Oklahoma City	4/23/19
OT Period		
13	Clyde Drexler at L.A. Lakers	4/29/92

Field Goals Made

Game		
18	LaMarcus Aldridge at Houston	4/23/14
Half		
12	Damian Lillard vs. Oklahoma City	4/23/19

Field Goals Attempted

Game		
39	CJ McCollum vs. Denver (4OT)	5/3/19
34	LaMarcus Aldridge at Memphis	4/19/15
Half		
18	Damian Lillard vs. Denver	5/27/21
	LaMarcus Aldridge at Memphis	4/19/15
	Billy Ray Bates vs. Kansas City	4/5/81

Three-Point Field Goals Made

Game		
12	Damian Lillard vs. Denver	6/1/21
Half		
8	Damian Lillard vs. Denver	5/24/21
6	CJ McCollum at Memphis	4/29/15

Quarter

6	Damian Lillard vs. Denver	5/24/21
4	Terry Porter at Houston	4/29/94
	Rudy Fernandez vs. Phoenix	4/22/10
	Wesley Matthews vs. Dallas	4/21/11
	CJ McCollum at Memphis	4/29/15
	Damian Lillard at Golden State	5/3/16

Three-Point Field Goals Attempted

Game		
18	Damian Lillard vs. Oklahoma City	4/23/19
	Damian Lillard vs. Golden State	5/9/16
Half		
11	Damian Lillard vs. Denver	5/24/21
	Damian Lillard vs. Denver	5/27/21
9	Damian Lillard vs. L.A. Lakers	8/22/20
	Damian Lillard vs. Oklahoma City	4/23/19
	Damian Lillard at Memphis	4/29/15
	Damian Lillard vs. Golden State	5/9/16

Free Throws Made

Game		
16	Arvydas Sabonis at Utah	4/25/96
Half		
13	Terry Porter vs. Dallas	4/26/90

Free Throws Attempted

Game		
20	Arvydas Sabonis at Utah	4/25/96
Half		
14	Calvin Natt vs. Seattle	4/22/83
	Terry Porter vs. Dallas	4/26/90

Free Throw Percentage

Game		
1.000	Terry Porter (15/15) at Detroit (OT)	6/7/90
	Isaiah Rider (14/14) vs. Utah	5/27/99
	Brandon Roy (13/13) at Houston	4/26/09

Offensive Rebounds

Game		
10	Tom Owens at Seattle	4/6/80

Defensive Rebounds

Game		
20	Bill Walton at Philadelphia	6/3/77
	Bill Walton vs. Philadelphia	6/5/77

Total Rebounds

Game		
24	Bill Walton at Philadelphia	6/3/77
Half		
13	Bill Walton at Philadelphia	6/3/77

Assists

Game		
15	Rod Strickland vs. Houston	5/3/94
	Darnell Valentine at L.A. Lakers	4/26/83
	Terry Porter vs. Houston	4/26/87
	Clyde Drexler vs. Utah	5/9/91

TRAIL BLAZERS CAREER PLAYOFF LEADERS



Half

9	Darnell Valentine at L.A. Lakers	4/26/83
	Clyde Drexler at Dallas	4/20/85
	Clyde Drexler vs. Utah	5/9/91
	Terry Porter at L.A. Lakers	5/26/91

Steals

Game		
8	Lionel Hollins at L.A. Lakers	5/8/77
Half		
6	Lionel Hollins at L.A. Lakers	5/8/77
	Clyde Drexler vs. Phoenix	5/23/90

Turnovers

Game		
8	at L.A. Lakers	4/24/83
	Clyde Drexler at Denver	4/20/86
	Clyde Drexler at San Antonio	5/10/90
	Kevin Duckworth vs. L.A. Lakers	5/18/91
	Damian Lillard at New Orleans	4/19/18
Half		
6	Kevin Duckworth at Utah	5/4/88

Blocked Shots

Game		
8	Bill Walton vs. Philadelphia	6/5/77
Half		
5	Joel Przybilla at Houston	4/30/09

TRAIL BLAZERS TEAM PLAYOFF HIGHS

Points

Game		
153	at Phoenix (2OT)	5/11/92
130	Philadelphia	5/31/77
Half		
75	L.A. Lakers	4/23/92
1st Quarter		
42	at Phoenix	5/11/92
2nd Quarter		
41	Golden State (OT)	5/9/16
3rd Quarter		
43	Oklahoma City	4/19/19
4th Quarter		
42	Philadelphia	5/29/77
	at L.A. Lakers	5/3/83
OT Period		
	Utah	5/26/92

Field Goals Made

Game		
57	at Dallas (2OT)	4/18/85
54	Phoenix	5/11/92
Half		
31	Philadelphia	5/31/77

Field Goals Attempted

Game

124	Denver (4OT)	5/3/19
106	Golden State	5/9/16
	Utah	4/30/88
Half		
57	Philadelphia	5/29/77

Field Goal Percentage

Game		
.598	at Denver (49 of 82)	4/22/77
	Dallas (49 of 82)	5/2/03

Three-Point Field Goals Made

Game		
21	at Denver	6/1/21
Half		
12	Denver	5/24/21

Three-Point Field Goals Attempted

Game		
48	at Denver (2OT)	6/1/21
45	Denver	5/27/21
Half		
28	Denver	5/27/21

Free Throws Made

Game		
43	San Antonio	5/8/90
Half		
27	San Antonio	5/8/90

Free Throws Attempted

Game		
53	at Phoenix (2OT)	5/11/92
51	San Antonio	5/8/90
Half		
33	San Antonio	5/8/90
	Phoenix	5/5/92

Free Throw Percentage

Game		
1.000	at Chicago (21 of 21)	6/14/92
	at Houston (17 of 17)	4/26/09
	at San Antonio (10 of 10)	5/8/14

Rebounds

Offensive		
26	L.A. Lakers	5/28/91
Defensive		
48	at Philadelphia	6/3/77
Game		
62	Denver (4OT)	5/3/19
	at Dallas (OT)	4/20/85

TRAIL BLAZERS CAREER PLAYOFF LEADERS



59 at Philadelphia 6/3/77

Half
37 L.A. Lakers 5/21/91

Assists
Game
37 Philadelphia 5/31/77
Half
23 L.A. Lakers 5/23/92
Utah 5/16/92

Personal Fouls
Game
40 Philadelphia 5/31/77
Half
23 Utah 5/9/91
L.A. Lakers 5/20/00

Steals
Game
17 L.A. Lakers 5/5/85
Half
11 Chicago 4/12/77
L.A. Lakers 5/10/77
Houston 4/26/87

Blocked Shots
Game
14 at Houston 4/30/14
Half
9 at Chicago 4/15/77

Turnovers
Game
34 at Philadelphia 5/22/77
Half
19 at Philadelphia 5/22/77

Disqualifications
Game
3 Chicago 5/17/77
at Philadelphia 5/22/77
L.A. Lakers 4/29/92
Phoenix 5/2/95

Margin of Victory
32 Philadelphia (130-98) 5/31/77
29 at L.A. Lakers (106-77) 5/22/00
26 at L.A. Lakers (102-76) 5/2/92
25 Utah (113-88) 5/16/92
24 Seattle (113-89) 4/30/78
22 Philadelphia (129-107) 5/29/77
L.A. Lakers (101-79) 4/25/92
Dallas (125-103) 5/2/03

Highest Scores
153 at Phoenix (2OT) (153-151) 5/11/92
140 at Denver (2OT) (140-147) 6/1/21
Denver (4OT) (140-137) 5/3/19
138 San Antonio (2OT) (138-132) 5/15/90
131 Dallas (OT) (131-139) 4/18/85
130 Philadelphia (130-98) 5/31/77

TRAIL BLAZERS TEAM PLAYOFF LOWS

Points
Game
63 San Antonio 6/4/99
Half
24 at Utah 5/5/96
1st Quarter
11 Utah 4/29/96
Dallas 4/23/11
2nd Quarter
12 at Utah 5/5/96
San Antonio 6/4/99
3rd Quarter
8 San Antonio 6/4/99
4th Quarter
5 at Utah 5/18/99
OT Period
4 at Denver 5/1/77

Field Goals Made
Game
19 San Antonio 6/4/99

Field Goals Attempted
Game
64 Utah 5/23/99
Utah 5/9/00

Field Goal Percentage
Game
.247 San Antonio (19 of 77) 6/4/99

Free Throws Made
Game
5 Kansas City 4/5/81

Free Throws Attempted

TRAIL BLAZERS CAREER PLAYOFF LEADERS



Game		
8	Kansas City	4/5/81

Free Throw Percentage

Game		
.500	at Phoenix (13 of 26)	5/25/90

Rebounds

Offensive		
5	Chicago	4/12/77
	at L.A. Lakers	5/26/00
	Memphis	4/25/15
	at Memphis	4/29/15
	at L.A. Lakers	8/18/20

Defensive		
15	Houston	4/18/09

Total		
27	Chicago	4/17/77

Assists

Game		
9	at San Antonio	5/6/14

Personal Fouls

Game		
12	Houston	4/28/09

Steals

Game		
1	at Memphis	4/29/15

Blocked Shots

Game		
0	Phoenix	4/26/84
	Dallas	4/25/85
	at L.A. Lakers	5/24/91
	Phoenix	5/2/95
	Dallas	4/25/03
	San Antonio	5/10/14
	Memphis	4/27/15

Turnovers

Game		
6	at Denver	5/22/21
	at Denver	5/29/21
	Houston	5/3/94
	at Minnesota	4/30/00
	Houston	4/21/09
	at New Orleans	4/21/18

Margin of Loss

38	at Utah (64-102)	5/5/96
34	at Phoenix (89-123)	5/25/90
33	at Chicago (89-122)	6/3/92
29	at Phoenix (90-119)	4/20/10
	at Golden State (81-110)	4/19/17
27	at Phoenix (102-129)	4/28/95
	Houston (81-108)	4/18/09
26	Denver (98-124)	5/7/19

Lowest Scores

63	San Antonio (63-85)	6/4/99
64	at Utah (64-102)	5/5/96
71	at Utah (71-88)	5/25/99
76	at San Antonio (76-80)	5/29/99
	at Houston (76-92)	4/30/09
77	at L.A. Lakers (77-95)	4/25/97
80	San Antonio (80-94)	6/6/99
81	Utah (81-75)	5/23/99
	Utah (81-79)	5/16/00
	Houston (81-108)	4/18/09
	at Dallas (81-89)	4/16/11
	at L.A. Clippers (81-102)	4/20/16
	at Golden State (81-110)	4/19/17

TRAIL BLAZERS TOP POSTSEASONS

Points

1. Damian Lillard	34.3	2021 (6 games)
2. Billy Ray Bates	28.3	1981 (3 games)
3. Kiki Vandeweghe	28.0	1986 (4 games)
4. Damian Lillard	27.8	2017 (4 games)
5. Clyde Drexler	27.7	1989 (3 games)
6. Damian Lillard	26.9	2019 (16 games)
7. Brandon Roy	26.7	2009 (6 games)
8. Damian Lillard	26.5	2016 (11 games)
9. Clyde Drexler	26.3	1992 (21 games)
10. LaMarcus Aldridge	26.2	2014 (11 games)

Rebounds

1. Kermit Washington	17.3	1981 (3 games)
2. Bill Walton	15.2	1977 (19 games)
3. Kenny Carr	13.3	1986 (4 games)
4. Maurice Lucas	12.5	1978 (6 games)
5. Rasheed Wallace	12.3	2002 (3 games)
6. Mason Plumlee	11.8	2016 (11 games)
7. LaMarcus Aldridge	11.2	2015 (5 games)
8. Kevin Duckworth	11.0	1988 (4 games)
9. Brian Grant	10.8	1998 (4 games)
10. Maurice Lucas	10.7	1979 (3 games)

Assists

1. Rod Strickland	12.3	1995 (3 games)
2. Damian Lillard	10.2	2021 (6 games)
3. Terry Porter	10.0	1987 (4 games)
4. Rod Strickland	9.8	1994 (4 games)
5. Damon Stoudamire	9.5	1998 (4 games)
6. Rod Strickland	9.3	1993 (4 games)
7. Clyde Drexler	9.2	1985 (9 games)
8. Darnell Valentine	8.7	1983 (7 games)
9. Darnell Valentine	8.4	1984 (5 games)
Rod Strickland	8.4	1996 (5 games)
11. Kelvin Ransey	8.3	1981 (3 games)
Clyde Drexler	8.3	1989 (3 games)
Terry Porter	8.3	1989 (3 games)

Steals

1. Larry Steele	3.33	1979 (3 games)
-----------------	------	----------------

TRAIL BLAZERS CAREER PLAYOFF LEADERS



Jerome Kersey	3.33	1989 (3 games)
3. Clyde Drexler	3.00	1988 (4 games)
4. Kermit Washington	2.67	1981 (3 games)
Scottie Pippen	2.67	2001 (3 games)
6. Clyde Drexler	2.56	1985 (9 games)
7. Clyde Drexler	2.52	1990 (21 games)
8. Terry Porter	2.50	1987 (4 games)
Terry Porter	2.50	1988 (4 games)
10. Lionel Hollins	2.47	1977 (19 games)

9. Walt Williams	.533 (8-15)	1998 (4 games)
10. Rod Strickland	.533 (8-15)	1996 (5 games)
CJ McCollum	.500 (11-22)	2017 (4 games)

Blocks

1. Bill Walton	3.37	1977 (19 games)
2. Ron Brewer	3.00	1979 (3 games)
Mychal Thompson	3.00	1981 (3 games)
4. LaMarcus Aldridge	2.40	2015 (5 games)
5. Sam Bowie	2.33	1985 (9 games)
Sam Bowie	2.33	1989 (3 games)
Arvydas Sabonis	2.33	2001 (3 games)
8. Hassan Whiteside	2.00	2020 (5 games)
Joel Przybilla	2.00	2009 (6 games)
Caldwell Jones	2.00	1988 (4 games)

Field Goal Percentage (min. 10 FG made)

1. Jim Brewer	1.000 (10-10)	1980 (3 games)
2. Buck Williams	.679 (19-28)	1994 (4 games)
3. Arvydas Sabonis	.667 (24-36)	2003 (6 games)
Meyers Leonard	.667 (14-21)	2015 (5 games)
5. Mychal Thompson	.608 (31-51)	1981 (3 games)
6. Audie Norris	.594 (19-32)	1985 (8 games)
7. Bob Gross	.591 (110-186)	1977 (19 games)
Dave Twardzik	.591 (55-93)	1977 (14 games)
9. Rasheed Wallace	.589 (33-56)	1997 (4 games)
10. Jim Paxson	.586 (68-116)	1983 (7 games)

Free Throw Percentage (min. 10 FT made)

1. Kiki Vandeweghe	1.000 (32-32)	1986 (4 games)
2. Dave Twardzik	1.000 (14-14)	1978 (6 games)
3. Damon Stoudamire	1.000 (13-13)	1998 (4 games)
4. Damon Stoudamire	1.000 (13-13)	2001 (3 games)
5. Damian Lillard	.970 (32-33)	2020 (4 games)
6. Damian Lillard	.960 (24-25)	2017 (4 games)
7. Damon Stoudamire	.952 (20-21)	2003 (7 games)
8. Kenny Anderson	.950 (19-20)	1997 (4 games)
9. Kiki Vandeweghe	.939 (31-33)	1985 (9 games)
10. Steve Smith	.938 (15-16)	2001 (3 games)
11. CJ McCollum	.938 (15-16)	2017 (4 games)

Three-Point Percentage (min. 5 3-Pt made)

1. Meyers Leonard	.769 (10-13)	2015 (5 games)
2. Rasheed Wallace	.615 (8-13)	2000 (16 games)
3. Dontonio Wingfield	.615 (8-13)	1996 (5 games)
4. Harvey Grant	.556 (5-9)	1995 (3 games)
Arvydas Sabonis	.556 (5-9)	1996 (5 games)
6. Steve Smith	.547 (29-53)	2000 (16 games)
7. Scottie Pippen	.545 (6-11)	2002 (3 games)
Will Barton	.545 (6-11)	2014 (7 games)

TRAIL BLAZERS TOP PLAYOFF SERIES AVERAGES

Points

1. Damian Lillard	34.3	2021 (vs. DEN)
2. Damian Lillard	33.0	2019 (vs. OKC)
3. Damian Lillard	31.8	2016 (vs. GSW)
4. Clyde Drexler	31.4	1992 (vs. Pho.)
5. LaMarcus Aldridge	29.8	2014 (vs. Hou.)
6. Billy Ray Bates	28.3	1981 (vs. KC)
7. Kiki Vandeweghe	28.0	1986 (vs. Den.)
8. Damian Lillard	27.8	2017 (vs. GSW)
9. Clyde Drexler	27.7	1989 (vs. LAL)
10. Brandon Roy	26.7	2009 (vs. Hou.)

Rebounds

1. Bill Walton	19.0	1977 (vs. Phi.)
2. Kermit Washington	17.3	1981 (vs. KC)
3. Bill Walton	14.8	1977 (vs. LAL)
4. Kenny Carr	13.3	1986 (vs. Den.)
5. Mason Plumlee	13.2	2016 (vs. LAC)
6. Bill Walton	13.0	1977 (vs. Den.)
Buck Williams	13.0	1990 (vs. Dal.)
8. Maurice Lucas	12.5	1978 (vs. Sea.)
9. Bill Walton	12.3	1977 (vs. Chi.)
Buck Williams	12.3	1992 (vs. LAL)
Rasheed Wallace	12.3	2002 (vs. LAL)

Assists

1. Rod Strickland	12.3	1995 (vs. Pho.)
2. Darnell Valentine	11.0	1983 (vs. LAL)
3. Damian Lillard	10.2	2021 (vs. Den.)
4. Terry Porter	10.0	1987 (vs. Hou.)
5. Rod Strickland	9.8	1994 (vs. Hou.)
6. Clyde Drexler	9.6	1991 (vs. Utah)
7. Damon Stoudamire	9.5	1998 (vs. LAL)
8. Clyde Drexler	9.3	1985 (vs. Dal.)
Rod Strickland	9.3	1993 (vs. SA)
10. Clyde Drexler	9.2	1985 (vs. LAL)

Steals

1. Clyde Drexler	4.33	1990 (vs. Dal.)
2. Lionel Hollins	4.25	1977 (vs. LAL)
3. Larry Steele	3.33	1979 (vs. Pho.)
Jerome Kersey	3.33	1989 (vs. LAL)
5. Jerome Kersey	3.20	1992 (vs. Pho.)
6. Johnny Davis	3.00	1977 (vs. LAL)
Lionel Hollins	3.00	1977 (vs. Chi.)
Clyde Drexler	3.00	1985 (vs. LAL)
Clyde Drexler	3.00	1988 (vs. Utah)

TRAIL BLAZERS CAREER PLAYOFF LEADERS



Bonzi Wells 3.00 2003 (vs. Dal.)

Will Barton .600 (6-10) 2014 (vs. SA)
 9. Harvey Grant .556 (5-9) 1995 (vs. Pho.)
 Arvydas Sabonis .556 (5-9) 1996 (vs. Utah)
 10. Al-Farouq Aminu .552 (16-29) 2016 (vs. GS)

Blocks

1. Bill Walton 4.33 1977 (vs. Chi.)
 2. Maurice Lucas 3.67 1977 (vs. Chi.)
 Bill Walton 3.67 1977 (vs. Phi.)
 4. Bill Walton 3.33 1977 (vs. Den.)
 5. Ron Brewer 3.00 1979 (vs. Pho.)
 Mychal Thompson 3.00 1981 (vs. KC)
 Sam Bowie 3.00 1985 (vs. Dal.)
 8. Arvydas Sabonis 2.67 1999 (vs. Pho.)
 LaMarcus Aldridge 2.67 2014 (vs. Hou.)
 Robin Lopez 2.67 2014 (vs. Hou.)

Field Goal Percentage (min. 10 FG made)

1. Jim Brewer 1.000 (10-10) 1980 (vs. Sea.)
 2. Dave Twardzik .731 (19-26) 1977 (vs. Chi.)
 3. Brian Grant .719 (23-32) 1999 (vs. Pho.)
 4. Clifford Robinson .688 (22-32) 1991 (vs. Sea.)
 5. Buck Williams .679 (19-28) 1994 (vs. Hou.)
 6. Bob Gross .667 (46-69) 1977 (vs. Phi.)
 Arvydas Sabonis .667 (24-36) 2003 (vs. Dal.)
 Meyers Leonard .667 (14-21) 2015 (vs. Mem.)
 9. Buck Williams .656 (21-32) 1992 (vs. LAL)
 10. Bob Gross .647 (22-34) 1977 (vs. Chi.)

Free Throw Percentage

1. Kiki Vandeweghe 1.000 (32-32) 1986 (vs. Den.)
 Dave Twardzik 1.000 (14-14) 1978 (vs. Sea.)
 Darnell Valentine 1.000 (14-14) 1985 (vs. Dal.)
 Kiki Vandeweghe 1.000 (14-14) 1985 (vs. Dal.)
 Damon Stoudamire 1.000 (13-13) 1998 (vs. LAL)
 Damon Stoudamire 1.000 (13-13) 2001 (vs. LAL)
 Steve Smith 1.000 (11-11) 2000 (vs. Min.)
 Arvydas Sabonis 1.000 (10-10) 1999 (vs. Pho.)
 Detlef Schrempf 1.000 (10-10) 2000 (vs. Min.)
 10. Damian Lillard .970 (32-33) 2020 (vs. LAL)

Three-Point Percentage (min. 5 3-Pt made)

1. Meyers Leonard .769 (10-13) 2015 (vs. Mem.)
 2. Terry Porter .643 (9-14) 1992 (vs. LAL)
 3. Rasheed Wallace .636 (7-11) 2000 (vs. LAL)
 4. Anfernee Simons .611 (11-18) 2021 (vs. Den.)
 5. Danny Ainge .600 (6-10) 1992 (vs. LAL)
 Dontonio Wingfield .600 (6-10) 1996 (vs. Utah)
 Steve Smith .600 (15-25) 2000 (vs. LAL)

TRAIL BLAZERS TOP PLAYOFF PERFORMANCES

Points

55 Damian Lillard at Denver (2OT) 6/1/21
 50 Damian Lillard vs. Oklahoma City 4/23/19
 46 LaMarcus Aldridge at Houston (OT) 4/20/14
 45 Bonzi Wells at Dallas 4/23/03
 43 LaMarcus Aldridge at Houston 4/23/14
 42 Damian Lillard at Denver 5/24/21
 Clyde Drexler at L.A. Lakers 4/29/92
 Brandon Roy vs. Houston 4/21/09
 41 Terry Porter at Utah 5/19/92
 CJ McCollum at Golden State 4/16/17
 CJ McCollum vs. Denver (4OT) 5/3/19
 40 Mychal Thompson at Kansas City 4/3/81
 Damian Lillard vs. Golden State 5/7/16
 39 Clyde Drexler vs. Seattle 4/26/91
 Damian Lillard at Denver 4/29/19

Rebounds

24 Bill Walton at Philadelphia 6/3/77
 23 Bill Walton vs. Philadelphia 6/5/77
 21 Mason Plumlee vs. L.A. Clippers 4/23/16
 20 Bill Walton at Philadelphia 5/22/77
 Sam Bowie at Dallas (2OT) 4/20/85
 18 Bill Walton vs. Philadelphia 5/29/77
 Kermit Washington at Kansas City (OT) 4/3/81
 Kenny Carr vs. Denver 4/24/86
 Marcus Camby at Dallas 4/16/11
 LaMarcus Aldridge at Houston (OT) 4/20/14
 Enes Kanter vs. Oklahoma City 4/14/19

Assists

15 Darnell Valentine at L.A. Lakers 4/26/83
 Terry Porter vs. Houston 4/26/87
 Clyde Drexler vs. Utah 5/9/91
 Rod Strickland vs. Houston 5/3/94
 14 Darnell Valentine vs. L.A. Lakers (OT) 4/29/83
 Clyde Drexler vs. L.A. Lakers 5/3/85
 Terry Porter at Phoenix 5/11/92
 Damon Stoudamire vs. L.A. Lakers 4/26/98
 13 Damian Lillard vs. Denver 6/3/21
 Damian Lillard vs. Denver 5/27/21
 Darnell Valentine at Phoenix 4/24/84
 Darnell Valentine at Dallas (2OT) 4/18/85
 Clyde Drexler vs. Phoenix 5/7/92
 Rod Strickland at Phoenix 4/28/95
 Damon Stoudamire vs. Phoenix 5/10/99

TRAIL BLAZERS CAREER PLAYOFF LEADERS



Field Goals Made

18	LaMarcus Aldridge at Houston	4/23/14
17	Damian Lillard at Denver	6/1/21
	LaMarcus Aldridge at Houston (OT)	4/20/14
	Damian Lillard at Houston (OT)	4/23/19
	CJ McCollum at Denver	5/12/19
16	CJ McCollum vs. Denver (4OT)	5/3/19
	Bonzi Wells at Dallas	4/23/03
	CJ McCollum at Golden State	4/16/17
	Billy Ray Bates vs. Kansas City	4/4/81
15	Damian Lillard vs. Denver	5/27/21
	Lionel Hollins at Seattle	4/26/78
	Mychal Thompson at Kansas City (OT)	4/3/81
	Clyde Drexler at Phoenix	5/9/92
	Brandon Roy vs. Houston	4/21/09
	CJ McCollum at New Orleans	4/21/18

Field Goals Attempted

39	CJ McCollum vs. Denver (4OT)	5/3/19
34	LaMarcus Aldridge at Memphis	4/19/15
33	Damian Lillard vs. Oklahoma City	4/23/19
31	Damian Lillard vs. Denver	5/27/21
	LaMarcus Aldridge at Houston (OT)	4/20/14
30	Clyde Drexler at Phoenix	5/9/92
	Damian Lillard vs. Golden State (OT)	5/9/16
29	CJ McCollum at Denver	5/12/19
28	Lionel Hollins at Seattle	4/26/78
	Billy Ray Bates vs. Kansas City	4/5/81
	LaMarcus Aldridge at Houston	4/23/14
	CJ McCollum at Golden State	4/16/17

Free Throws Made

16	Arvydas Sabonis at Utah	4/25/96
15	Darnell Valentine at Phoenix	4/22/84
	Terry Porter vs. Dallas	4/26/90
	Terry Porter at Detroit (OT)	6/7/90
14	Terry Porter vs. San Antonio (OT)	5/19/90
	Isaiah Rider vs. Utah	5/27/99
13	Terry Porter vs. Utah	5/19/92
	Brandon Roy at Houston	4/26/09
	Damian Lillard vs. L.A. Lakers	8/22/20
	Damian Lillard vs. Golden State (OT)	5/9/16

Free Throws Attempted

20	Arvydas Sabonis at Utah	4/25/96
17	Calvin Natt vs. Seattle	4/22/83
16	Darnell Valentine at Phoenix	4/22/84
	Steve Johnson at Houston	4/28/87
	Terry Porter vs. Dallas	4/26/90
	Terry Porter vs. San Antonio (OT)	5/19/90
	Damian Lillard vs. Golden State (OT)	5/9/16

Steals

8	Lionel Hollins at L.A. Lakers	5/8/77
6	Clyde Drexler vs. L.A. Lakers	5/6/85
	Clyde Drexler vs. Utah	4/30/88
	Jerome Kersey vs. San Antonio (OT)	5/19/90
	Clyde Drexler vs. Phoenix	5/23/90
	Scottie Pippen at L.A. Lakers	5/30/00

Blocked Shots

8	Bill Walton vs. Philadelphia	6/5/77
6	Bill Walton at Chicago	4/15/77
	Clifford Robinson vs. San Antonio	5/1/93
5	Hassan Whiteside at L.A. Lakers	8/18/20
	Zach Collins vs. Denver	5/9/19
	Maurice Lucas at Chicago	4/15/77
	Bill Walton vs. Denver	4/26/77
	Bill Walton vs. Denver	5/2/77
	Ron Brewer at Phoenix	4/15/79
	Mychal Thompson at Kansas City (OT)	4/3/81
	Sam Bowie at Dallas (2OT)	4/18/85
	Sam Bowie at Dallas (OT)	4/20/85
	Clifford Robinson vs. San Antonio	5/12/90
	LaMarcus Aldridge at Houston	4/24/09
	Joel Przybilla at Houston	4/30/09

L KNOW THE STORY OF HOW RIP
CITY CAME TO BE.

S A HISTORY OF WHICH WE ARE
VERY PROUD.

IS RIP CITY AT THIS MOMENT
IN TIME?

BEGIN WHAT FEELS LIKE A NEW
CHAPTER?

NG, HARD JOURNEY TO WEARING
UNIFORM IS ALWAYS GOING TO
BE A STORY WORTH HEARING.

RE ARE SO MANY MORE STORIES
ALL AROUND US.

EVERY BLAZERS T-SHIRT, HAT,
PER STICKER YOU SEE IN THIS
TOWN

AND THERE ARE A LOT OF THEM

G SOME MOMENT, TRADITION,
FEELING BROUGHT THAT PERSON
INTO THE RIP CITY FOLD

AND MORE THAN THAT

S SOMETHING THAT KEEPS THEM
HERE

SURELY THAT IS NOT THE ONLY
STORY THEY HAVE TO TELL

ARE THE STORIES BEHIND THE
E THAT MAKE UP THE RIP CITY
FAMILY TODAY?

WE WO ~~ULDN'T ASK~~ ASK.

THE

Opponents





ATLANTA HAWKS



Principal Owner & Chair of the Board of Directors/NBA Governor Tony Ressler
 Chief Executive Officer Steve Koonin
 President of Basketball Operations Travis Schlenk
 General Manager Landry Fields
 Vice President, Salary Cap Administration Michelle Leftwich
 Vice President, Basketball Strategy and Analytics Dwight Lutz
 Vice President, Team Operations Dan Martinez
 Vice President, Player Personnel Derek Pierce
 Head Coach Nate McMillan
 Assistant Coaches Joe Prunty, Michael Longabardi, Jamelle McMillan, Matt Hill, Nick Van Exel
 Coaching Assistant Dipesh Mistry
 Head Video Coordinator Tim Dather
 Director of Athletic Performance and Sports Medicine Marty Lauzon
 Head Athletic Trainer Scottie Parker
 Head Strength & Conditioning Coach Michael Irr
 Team Colors Torch Red, Infinity Black, Legacy Yellow, Granite Gray
 Home Court State Farm Arena – 16,951 (1999)
 TV Bob Rathbun, Dominique Wilkins, Lauren Jbara (Bally Sports Southeast)
 Radio Steve Holman, Mike Conti (92.9 The Game)

ATLANTA PR STAFF

Executive Vice President and Chief Communications Officer
 Garin Narain (garin.narain@hawks.com)

Vice President, Basketball Communications
 Jon Steinberg (jon.steinberg@hawks.com)

Manager, Basketball Communications
 Billy Hartman (billy.hartman@hawks.com)

2021-22 SEASON SERIES RESULTS

1/3/22 vs. Portland Portland, 136-131
 3/14/22 @ Atlanta Atlanta, 122-113

2021-22 REGULAR SEASON VS. HAWKS

DATE	SITE	TIME/RESULT
1/3/22	Portland	W, 136-131
3/14/22	Atlanta	L, 113-122

2020-21 REGULAR SEASON VS. HAWKS

DATE	SITE	RESULT
1/16/21	Portland	W, 112-106
5/3/21	Atlanta	L, 114-123

SERIES HISTORY VS. HAWKS

	ALL-TIME	STREAKS	LAST WIN	LAST LOSS
Overall	60-60	Lost 1	1/3/22	3/14/22
Home	39-21	Won 5	1/3/22	2/13/17
Road	21-39	Lost 3	3/29/19	3/14/22

2021-22 PORTLAND STATISTICS VS. ATLANTA

PLAYER	GP-GS	MIN	FG-ATT	FG%	3FG-ATT	3FG%	FT-FTA	FT%	OFF	DEF	TOT/AVG	AST	PF-D	STL	TO	BLK	PTS	AVG
A. Simons	1-1	38.5	13-21	.619	9-16	.563	8-8	1.000	0	3	3/3.0	7	3-6	0	2	0	43	43.0
J. Hart	1-1	38.2	11-21	.524	4-7	.571	5-7	.714	1	6	7/7.0	4	1-4	0	1	0	31	31.0
T. Watford	2-1	49.3	11-22	.500	2-4	.500	3-3	1.000	4	6	10/5.0	3	4-3	0	1	5	27	13.5
N. Powell	1-1	36.0	9-13	.692	2-5	.400	6-7	.857	1	5	6/6.0	4	2-6	4	2	0	26	26.0
N. Little	1-1	35.8	8-14	.571	4-5	.800	2-3	.667	4	5	9/9.0	2	1-3	1	1	0	22	22.0
J. Nurkic	1-1	26.3	8-18	.444	0-2	.000	5-7	.714	5	7	12/12.0	5	4-4	1	2	0	21	21.0
B. Williams	1-1	35.8	8-17	.471	2-6	.333	2-5	.400	0	3	3/3.0	6	3-3	1	5	1	20	20.0
D. Eubanks	1-1	29.5	7-10	.700	0-1	.000	2-2	1.000	3	7	10/10.0	2	1-1	1	3	1	16	16.0
B. McLemore	1-0	21.5	4-9	.444	2-7	.286	0-0	.000	0	0	0/0.0	1	1-0	0	1	0	10	10.0
E. Hughes	1-0	13.0	3-4	.750	2-3	.667	0-0	.000	0	1	1/1.0	0	3-1	0	0	0	8	8.0
C. Elleby	1-1	29.3	1-2	.500	0-1	.000	4-4	1.000	3	10	13/13.0	5	4-2	0	3	0	6	6.0
K. Johnson	1-0	22.8	3-8	.375	0-1	.000	0-1	.000	0	5	5/5.0	1	2-1	0	1	1	6	6.0
R. Covington	1-0	24.0	1-3	.333	0-2	.000	2-2	1.000	0	4	4/4.0	1	2-1	4	0	0	4	4.0
D. Smith Jr.	1-0	12.2	1-4	.250	1-2	.500	0-0	.000	1	0	1/1.0	3	0-0	0	1	1	3	3.0
G. Brown III	1-0	12.9	1-1	1.000	0-0	.000	0-0	.000	0	3	3/3.0	2	2-0	0	2	2	2	2.0
K. Dunn	1-0	19.6	1-6	.167	0-1	.000	0-0	.000	0	5	5/5.0	3	6-1	2	4	0	2	2.0
L. Nance Jr.	1-1	35.3	1-4	.250	0-2	.000	0-0	.000	1	4	5/5.0	5	5-3	0	0	1	2	2.0
TEAM	18-10	480.0	91-177	.514	28-65	.431	39-49	.796	23	74	97/48.5	54	44-39	14	29	12	249	124.5

2021-22 ATLANTA STATISTICS VS. PORTLAND

PLAYER	GP-GS	MIN	FG-ATT	FG%	3FG-ATT	3FG%	FT-FTA	FT%	OFF	DEF	TOT/AVG	AST	PF-D	STL	TO	BLK	PTS	AVG
T. Young	2-2	76.1	32-57	.561	12-26	.462	26-26	1.000	3	7	10/5.0	26	2-16	1	7	0	102	51.0
K. Huerter	2-2	72.4	14-31	.452	4-17	.235	0-0	.000	1	5	6/3.0	4	7-1	0	2	1	32	16.0
C. Capela	2-2	59.6	14-22	.636	0-0	.000	2-5	.400	8	19	27/13.5	1	8-7	1	0	2	30	15.0
D. Hunter	1-1	33.6	6-17	.353	3-9	.333	5-6	.833	1	2	3/3.0	0	0-6	2	0	2	20	20.0
O. Okongwu	2-0	36.2	6-8	.750	0-0	.000	8-9	.889	5	4	9/4.5	0	7-6	2	0	1	20	10.0
T. Luwawu-Cabarrot	2-1	26.4	5-9	.556	3-7	.429	0-0	.000	0	3	3/1.5	2	6-1	1	2	0	13	6.5
D. Wright	2-1	62.6	2-8	.250	2-7	.286	6-6	1.000	2	7	9/4.5	7	0-3	5	0	1	12	6.0
B. Bogdanovic	1-0	23.6	2-13	.154	1-8	.125	4-4	1.000	2	1	3/3.0	6	1-2	2	0	0	9	9.0
D. Gallinari	1-0	34.7	3-14	.214	1-7	.143	0-0	.000	2	9	11/11.0	4	3-2	0	2	0	7	7.0
S. Mays	1-1	21.8	2-6	.333	0-3	.000	0-0	.000	0	2	2/2.0	2	2-0	2	1	0	4	4.0
L. Williams	2-0	26.5	2-9	.222	0-4	.000	0-0	.000	0	2	2/1.0	6	3-0	3	2	0	4	2.0
K. Knox II	1-0	6.5	0-3	.000	0-1	.000	0-0	.000	2	1	3/3.0	1	0-0	0	0	0	0	0.0
TEAM	19-10	480.0	88-197	.447	28-89	.292	51-56	.911	26	62	88/44.0	59	39-44	19	16	7	253	126.5

2022-23 VS TRAIL BLAZERS

 Jan. 30 at Portland
 Mar. 3 at Atlanta

2021-22 SEASON

 43-39 (.524)
 in Southeast

PLAYOFFS

Lost to Miami, 4-1

SERIES RESULTS SINCE 1996-97

DATE	SITE	W/L	SCORE	DATE	SITE	W/L	SCORE	DATE	SITE	W/L	SCORE	DATE	SITE	W/L	SCORE
11/4/96	POR	L	76-94	1/22/03	ATL	W	112-110**	1/21/08	ATL	W	111-109*	11/12/12	POR	L	87-95
3/25/97	ATL	L	89-96	2/25/03	POR	W	89-86	1/27/08	POR	W	94-93	3/22/13	ATL	W	104-93
12/15/97	POR	L	90-99	11/8/03	POR	W	90-83	2/20/09	POR	W	108-98	3/5/14	POR	W	102-78
1/24/98	ATL	W	92-77	1/29/04	ATL	W	93-85	3/15/09	ATL	L	80-98	3/27/14	ATL	W	100-85
11/13/99	POR	W	131-95	12/17/04	ATL	W	100-84	11/3/09	POR	L	91-97	1/3/15	POR	L	107-115
2/4/00	ATL	W	97-90	2/25/05	POR	W	102-101	11/16/09	ATL	L	95-99*	1/30/15	ATL	L	99-105
11/7/00	POR	W	97-88	11/5/05	POR	W	94-93	2/27/11	POR	L	83-90	12/21/15	ATL	L	97-106
11/14/00	ATL	L	97-99	11/27/05	ATL	W	77-75	3/12/11	ATL	L	82-91	1/20/16	POR	L	98-104
1/8/02	ATL	L	92-101	12/3/06	POR	L	96-107	1/18/12	ATL	L	89-92	2/13/17	POR	L	104-109*
2/21/02	POR	W	94-79	3/23/07	ATL	W	102-100*	2/18/12	POR	W	97-77	3/18/17	ATL	W	113-97
												3/14/22	ATL	L	113-122

* overtime



BOSTON CELTICS



Managing Partner, Governor & Chief Executive Officer Wyc Grousbeck
 President Rich Gotham
 President of Basketball Operations Brad Stevens
 Interim Head Coach Joe Mazzulla
 Assistant Coaches Damon Stoudamire, Tony Dobbins, Aaron Miles, Ben Sullivan
 Director of Performance Art Horne
 Address 226 Causeway Street Fourth Floor Boston, MA 02114
 Phone 617-854-8000
 Television NBC Sports Boston. Broadcasters: Mike Gorman, Brian Scalabrine, Abby Chin
 Radio 98.5 The Sports Hub Broadcasters: Sean Grande, Cedric Maxwell
 Arena TD Garden (19,156)
 Colors Green, Gold, Black, Brown, Beige and White

BOSTON PR STAFF

Sr. Vice President of Communications
 Christian Megliola (cmegliola@celtics.com)

Vice President of Media Services/Alumni Relations
 Jeff Twiss (jtwiss@celtics.com)

Sr. Director of Public Relations
 Heather Walker (hwalker@celtics.com)

Director of Communications
 Brian Olive (bolive@celtics.com)

2021-22 SEASON SERIES RESULTS

Dec.4 vs. Portland
 Jan.21 @ Boston
 Boston, 145-117
 Portland, 109-105

2021-22 REGULAR SEASON VS. CELTICS

DATE	SITE	TIME/RESULT
Dec.4	Portland	L, 117-145
Jan.21	Boston	W, 109-105

2020-21 REGULAR SEASON VS. CELTICS

DATE	SITE	RESULT
Apr.13	Portland	L, 115-116
May.2	Boston	W, 129-119

SERIES HISTORY VS. CELTICS

	ALL-TIME	STREAKS	LAST WIN	LAST LOSS
Overall	49-71	Won 1	Jan.21	Dec.4
Home	27-33	Lost 3	Nov.11	Dec.4
Road	22-38	Won 2	Jan.21	Aug.2

2021-22 PORTLAND STATISTICS VS. BOSTON

PLAYER	GP-GS	MIN	FG-ATT	FG%	3FG-ATT	3FG%	FT-FTA	FT%	OFF	DEF	TOT/AVG	AST	PF-D	STL	TO	BLK	PTS	AVG
C. McCollum	2-2	71.1	15-40	.375	8-19	.421	10-14	.714	1	5	6/3.0	10	8-7	1	4	2	48	24.0
J. Nurkic	2-2	57.6	15-25	.600	1-2	.500	16-20	.800	8	14	22/11.0	7	6-20	2	6	2	47	23.5
D. Smith Jr.	2-1	46.4	8-17	.471	1-3	.333	6-8	.750	0	4	4/2.0	8	7-4	5	1	0	23	11.5
A. Simons	1-1	38.4	8-17	.471	4-8	.500	1-2	.500	0	2	2/2.0	4	0-2	2	0	0	21	21.0
B. McLemore	2-0	42.9	6-13	.462	5-11	.455	0-0	.000	1	4	5/2.5	1	3-0	0	3	0	17	8.5
R. Covington	2-2	61.1	5-14	.357	2-8	.250	2-4	.500	0	6	6/3.0	0	6-2	0	2	1	14	7.0
T. Watford	2-0	16.0	3-4	.750	0-0	.000	4-4	1.000	2	0	2/1.0	2	1-3	0	1	0	10	5.0
C. Zeller	1-0	16.3	4-8	.500	0-0	.000	2-2	1.000	3	6	9/9.0	1	0-1	0	1	0	10	10.0
C. Elleby	2-0	21.3	4-6	.667	0-2	.000	1-2	.500	0	3	3/1.5	0	2-1	1	1	0	9	4.5
L. Nance Jr.	1-0	25.9	4-5	.800	1-2	.500	0-0	.000	1	4	5/5.0	1	2-2	2	0	0	9	9.0
N. Powell	1-1	27.9	2-8	.250	0-2	.000	4-6	.667	0	0	0/0.0	4	3-3	0	1	0	8	8.0
N. Little	1-1	33.1	3-7	.429	1-4	.250	0-0	.000	0	8	8/8.0	2	2-0	0	1	0	7	7.0
K. Blevins	1-0	5.9	1-1	1.000	1-1	1.000	0-0	.000	0	0	0/0.0	1	0-0	0	1	0	3	3.0
G. Brown III	1-0	5.9	0-0	.000	0-0	.000	0-0	.000	0	0	0/0.0	0	1-0	0	0	0	0	0.0
T. Snell	1-0	10.3	0-0	.000	0-0	.000	0-0	.000	0	2	2/2.0	1	1-0	0	0	1	0	0.0
TEAM	22-10	480.0	78-165	.473	24-62	.387	46-62	.742	16	58	74/37.0	42	42-45	13	22	6	226	113.0

2021-22 BOSTON STATISTICS VS. PORTLAND

PLAYER	GP-GS	MIN	FG-ATT	FG%	3FG-ATT	3FG%	FT-FTA	FT%	OFF	DEF	TOT/AVG	AST	PF-D	STL	TO	BLK	PTS	AVG
J. Tatum	2-2	71.6	17-36	.472	4-12	.333	20-24	.833	1	19	20/10.0	11	5-15	0	6	0	58	29.0
D. Schroder	2-2	53.6	14-25	.560	6-12	.500	6-6	1.000	0	6	6/3.0	12	2-5	5	1	0	40	20.0
P. Pritchard	2-0	30.2	8-15	.533	7-13	.538	2-2	1.000	0	3	3/1.5	3	1-2	2	0	0	25	12.5
G. Williams	2-1	65.9	8-16	.500	4-9	.444	3-3	1.000	2	10	12/6.0	4	5-4	1	2	2	23	11.5
J. Brown	1-1	35.0	7-20	.350	2-7	.286	6-6	1.000	0	5	5/5.0	5	2-5	0	1	0	22	22.0
M. Smart	1-1	23.3	6-10	.600	1-3	.333	4-4	1.000	0	2	2/2.0	4	3-3	0	4	0	17	17.0
R. Langford	1-0	23.1	5-7	.714	2-4	.500	0-0	.000	0	2	2/2.0	0	1-0	0	1	2	12	12.0
A. Nesmith	1-0	22.0	3-6	.500	3-4	.750	2-2	1.000	0	3	3/3.0	3	4-1	1	0	0	11	11.0
J. Richardson	2-0	29.0	4-11	.364	2-6	.333	0-0	.000	0	0	0/0.0	3	1-1	0	0	0	10	5.0
R. Williams	2-2	54.2	4-6	.667	0-0	.000	2-3	.667	8	5	13/6.5	3	10-2	2	3	5	10	5.0
E. Freedom	2-0	24.7	4-7	.571	0-0	.000	1-2	.500	5	9	14/7.0	0	5-2	1	1	2	9	4.5
A. Horford	1-1	26.8	3-6	.500	0-3	.000	0-0	.000	0	4	4/4.0	3	4-2	0	0	3	6	6.0
B. Fernando	1-0	4.8	2-3	.667	0-0	.000	0-0	.000	1	0	1/1.0	0	1-0	0	1	0	4	4.0
J. Hernangomez	1-0	12.5	1-1	1.000	1-1	1.000	0-0	.000	3	0	3/3.0	0	1-0	0	2	0	3	3.0
J. Parker	1-0	3.3	0-0	.000	0-0	.000	0-0	.000	0	0	0/0.0	0	0-0	0	0	0	0	0.0
TEAM	22-10	480.0	86-169	.509	32-74	.432	46-52	.885	20	68	88/44.0	51	45-42	12	22	14	250	125.0

2022-23 VS TRAIL BLAZERS

2021-22 SEASON

PLAYOFFS

Mar. 8 at Boston
Mar. 17 at Portland

51-31 (.622)
in Atlantic

Defeated Brooklyn, 4-0
Defeated Milwaukee, 4-3
Defeated Miami, 4-3
Lost to Golden State, 4-2

SERIES RESULTS SINCE 1996-97

DATE	SITE	W/L	SCORE	DATE	SITE	W/L	SCORE	DATE	SITE	W/L	SCORE	DATE	SITE	W/L	SCORE	DATE	SITE	W/L	SCORE
1/31/97	BOS	L	105-111	3/18/02	BOS	W	100-91	1/1/07	POR	L	81-89	11/30/12	BOS	L	78-96	2/4/18	BOS	L	96-97
2/16/97	POR	W	118-106	1/3/03	BOS	W	108-103	1/16/08	BOS	L	90-100	2/24/13	POR	W	92-86	3/23/18	POR	L	100-105
2/22/98	POR	W	121-96	2/13/03	POR	L	92-100	2/24/08	POR	L	102-112	11/15/13	BOS	W	109-96	11/11/18	POR	W	100-94
3/1/98	BOS	L	101-102	2/21/04	POR	W	105-84	12/5/08	BOS	L	78-93	1/11/14	POR	W	112-104	2/27/19	BOS	W	97-92
2/19/99	POR	W	106-86	3/31/04	BOS	W	105-98	12/30/08	POR	W	91-86	11/23/14	BOS	W	94-88	2/25/20	POR	L	106-118
2/6/00	BOS	W	100-94	11/10/04	BOS	L	88-90	1/22/10	BOS	L	95-98*	1/22/15	POR	L	89-90	8/2/20	BOS	L	124-128
2/21/00	POR	W	105-92	12/9/04	POR	W	89-87	2/19/10	POR	L	76-96	3/2/16	BOS	L	93-116	4/13/21	POR	L	115-116
1/8/01	BOS	W	98-90	2/10/06	BOS	L	83-115	12/1/10	BOS	L	95-99	3/31/16	POR	W	116-109	5/2/21	BOS	W	129-119
2/17/01	POR	L	81-85	2/24/06	POR	L	96-102	1/27/11	POR	L	78-88	1/21/17	BOS	W	127-123*	12/4/21	POR	L	117-145
2/15/02	POR	L	104-107	11/17/06	BOS	L	90-118	3/9/12	BOS	L	86-104	2/9/17	POR	L	111-120	1/21/22	BOS	W	109-105

* overtime

BROOKLYN NETS



Governor Joe Tsai
 Alternate Governor Oliver Weisberg
 Alternate Governor & Chief Executive Officer Sam Zussman
 Alternate Governor & General Manager Sean Marks
 Assistant General Manager Jeff Peterson, Andy Birdsong
 Head Coach Steve Nash
 Assistant Coach .. Jacque Vaughn, Igor Kokoškov, Brian Keefe, Adam Caporn, Ryan Forehan-Kelly, Tiago Splitter, Trevor Hendry, Royal Ivey
 Director of Sports Medicine Les Gelis
 Director of Sport Science Dan Meehan
 Head Athletic Trainer/Physical Therapist Jonathan Filipe
 Director of Performance Rehabilitation Stefania Rizzo
 Head Strength and Conditioning Coach Daniel Jones
 Physical Performance Coach Chris Miller
 TV YES Network. Broadcasters: Ian Eagle, Ryan Ruocco, Sarah Kustok, Richard Jefferson, Meghan Triplett
 Radio WFAN (660 AM/101.9 FM). Broadcasters: Chris Carrino, Tim Capstraw
 Address HSS Training Center (168 39th St., 8th Floor) Brooklyn, NY 11232
 Arena Barclays Center (17,732)

BROOKLYN PR STAFF

Senior Director, Public Relations
 Aaron Harris (aharris@brooklynets.com)

Associate Director, Public Relations
 Eli Pearlstein (epearlstein@brooklynets.com)

Manager, Public Relations
 Megan Walsh (mwash@brooklynets.com)

Coordinator, Public Relations
 Daniel Loftus (dloftus@brooklynets.com)

2021-22 SEASON SERIES RESULTS

Jan.10 vs. Portland Portland, 114-108
 Mar.18 @ Brooklyn Brooklyn, 128-123

2021-22 REGULAR SEASON VS. NETS

DATE	SITE	TIME/RESULT
Jan.10	Portland	W, 114-108
Mar.18	Brooklyn	L, 123-128

2020-21 REGULAR SEASON VS. NETS

DATE	SITE	RESULT
Mar.23	Portland	L, 112-116
Apr.30	Brooklyn	W, 128-109

SERIES HISTORY VS. NETS

	ALL-TIME	STREAKS	LAST WIN	LAST LOSS
Overall	67-27	Lost 1	Jan.10	Mar.18
Home	38-9	Won 1	Jan.10	Mar.23
Road	29-18	Lost 1	Apr.30	Mar.18

2021-22 PORTLAND STATISTICS VS. BROOKLYN

PLAYER	GP-GS	MIN	FG-ATT	FG%	3FG-ATT	3FG%	FT-FTA	FT%	OFF	DEF	TOT/AVG	AST	PF-D	STL	TO	BLK	PTS	AVG
B. McLemore	2-1	55.6	11-24	.458	10-20	.500	5-6	.833	0	8	8/4.0	2	4-4	2	2	2	37	18.5
J. Hart	1-1	39.8	9-18	.500	3-8	.375	4-5	.800	1	4	5/5.0	7	4-3	1	2	0	25	25.0
B. Williams	1-1	37.3	10-19	.526	3-7	.429	1-3	.333	3	3	6/6.0	5	2-3	3	2	1	24	24.0
A. Simons	1-1	38.5	10-24	.417	2-11	.182	1-2	.500	0	6	6/6.0	11	2-2	0	3	0	23	23.0
R. Covington	1-1	34.5	6-9	.667	5-7	.714	4-4	1.000	0	4	4/4.0	1	5-3	3	1	3	21	21.0
C. Elleby	2-0	42.7	8-17	.471	2-6	.333	1-3	.333	5	5	10/5.0	4	6-3	2	5	1	19	9.5
D. Eubanks	1-1	26.7	8-10	.800	0-0	.000	2-2	1.000	3	3	6/6.0	3	2-2	0	0	0	18	18.0
J. Winslow	1-1	28.3	7-15	.467	1-3	.333	0-5	.000	3	2	5/5.0	5	2-5	3	2	1	15	15.0
J. Nurkic	1-1	32.9	4-13	.308	0-2	.000	6-8	.750	2	6	8/8.0	3	3-10	1	2	0	14	14.0
N. Little	1-1	38.5	3-9	.333	2-6	.333	5-6	.833	1	4	5/5.0	2	1-3	1	0	3	13	13.0
T. Wofford	2-1	45.5	5-11	.455	0-2	.000	2-4	.500	5	4	9/4.5	1	5-3	1	5	2	12	6.0
K. Dunn	1-0	25.7	2-4	.500	0-1	.000	2-2	1.000	1	3	4/4.0	4	5-2	4	1	0	6	6.0
D. Smith Jr.	1-0	13.1	3-6	.500	0-0	.000	0-0	.000	1	0	1/1.0	3	0-0	1	1	0	6	6.0
C. Zeller	1-0	14.6	2-3	.667	0-0	.000	0-0	.000	3	4	7/7.0	1	1-1	0	0	0	4	4.0
T. Snell	1-0	6.4	0-0	.000	0-0	.000	0-0	.000	0	0	0/0.0	0	1-0	0	0	0	0	0.0
TEAM	18-10	479.9	88-182	.484	28-73	.384	33-50	.660	28	56	84/42.0	52	43-44	22	26	13	237	118.5

2021-22 BROOKLYN STATISTICS VS. PORTLAND

PLAYER	GP-GS	MIN	FG-ATT	FG%	3FG-ATT	3FG%	FT-FTA	FT%	OFF	DEF	TOT/AVG	AST	PF-D	STL	TO	BLK	PTS	AVG
K. Durant	2-2	79.1	20-34	.588	4-10	.400	22-23	.957	1	15	16/8.0	11	6-18	2	9	2	66	33.0
C. Thomas	2-0	40.0	13-20	.650	4-8	.500	2-3	.667	1	7	8/4.0	2	2-2	4	4	0	32	16.0
S. Curry	1-1	37.8	9-14	.643	7-11	.636	2-2	1.000	0	3	3/3.0	2	4-2	2	2	0	27	27.0
K. Irving	1-1	39.7	9-21	.429	3-8	.375	1-1	1.000	1	7	8/8.0	4	2-2	1	4	1	22	22.0
B. Brown	1-1	33.5	7-12	.583	0-2	.000	3-5	.600	0	7	7/7.0	3	4-4	1	1	1	17	17.0
A. Drummond	1-1	23.5	6-10	.600	0-0	.000	5-6	.833	6	3	9/9.0	1	1-6	0	2	0	17	17.0
D. Sharpe	1-0	24.0	6-6	1.000	0-0	.000	2-3	.667	4	3	7/7.0	2	4-2	0	3	3	14	14.0
N. Claxton	2-1	37.2	4-8	.500	0-0	.000	1-2	.500	5	5	10/5.0	1	7-2	0	3	2	9	4.5
G. Dragic	1-1	36.5	3-7	.429	1-3	.333	2-2	1.000	1	1	2/2.0	10	4-2	3	5	0	9	9.0
J. Johnson	2-0	17.7	3-5	.600	0-1	.000	0-1	.000	2	2	4/2.0	0	1-1	0	0	0	6	3.0
D. Duke Jr.	1-1	13.4	2-5	.400	1-2	.500	0-0	.000	2	0	2/2.0	2	3-0	0	0	0	5	5.0
K. Edwards	2-0	20.0	2-8	.250	1-4	.250	0-0	.000	1	4	5/2.5	0	2-0	1	1	0	5	2.5
D. Bemby	1-1	17.6	2-5	.400	0-0	.000	0-0	.000	1	1	2/2.0	1	1-0	2	1	0	4	4.0
P. Mills	2-0	48.9	1-9	.111	1-7	.143	0-0	.000	0	2	2/1.0	5	2-1	0	0	1	3	1.5
B. Griffin	1-0	11.3	0-4	.000	0-1	.000	0-0	.000	0	2	2/2.0	3	1-1	0	1	0	0	0.0
TEAM	21-10	480.0	87-168	.518	22-57	.386	40-48	.833	25	62	87/43.5	47	44-43	16	36	10	236	118.0

Nov. 17 at Portland
Nov. 27 at Brooklyn

44-38 (.537)
in Atlantic

Defeated Cleveland, 1-0
Lost to Boston, 4-0

SERIES RESULTS SINCE 1996-97

DATE	SITE	W/L	SCORE	DATE	SITE	W/L	SCORE	DATE	SITE	W/L	SCORE	DATE	SITE	W/L	SCORE	DATE	SITE	W/L	SCORE
11/15/96	NJN	W	93-85	3/20/02	NJN	L	82-97	11/22/06	POR	W	100-97	11/25/12	BKN	L	85-98	11/10/17	POR	L	97-101
3/4/97	POR	W	123-118	11/30/02	POR	L	86-93	11/21/07	POR	L	101-106	3/27/13	POR	L	93-111	11/24/17	BKN	W	127-125
11/22/97	NJN	L	87-93	12/11/02	NJN	L	104-105	1/14/08	NJN	W	99-73	11/18/13	BKN	W	108-98	2/21/19	BKN	W	113-99
2/3/98	POR	W	98-97	11/28/03	POR	W	97-93	1/15/09	NJN	W	105-99	2/26/14	POR	W	124-80	3/25/19	POR	W	148-144**
2/24/99	NJN	W	94-85	12/29/03	NJN	W	91-87	3/13/09	POR	W	109-100	11/15/14	POR	W	97-87	11/8/19	POR	L	115-119
1/24/00	POR	W	101-87	11/9/04	NJN	L	60-64	11/25/09	POR	W	93-83	4/6/15	BKN	L	96-106	8/13/20	BKN	W	134-133
3/8/00	NJN	L	103-115	11/28/04	POR	W	83-71	2/23/10	NJN	W	102-93	1/15/16	BKN	W	116-104	3/23/21	POR	L	112-116
11/13/00	NJN	W	94-82	1/27/06	POR	W	88-83	11/28/10	NJN	L	96-98	2/23/16	POR	W	112-104	4/30/21	BKN	W	128-109
11/25/00	POR	W	86-84	3/15/06	NJN	L	65-78	1/15/11	POR	W	96-89	11/20/16	BKN	W	129-109	1/10/22	POR	W	114-108
3/8/02	POR	W	82-73	11/18/06	NJN	W	86-68	4/4/12	POR	W	101-88	3/4/17	POR	W	130-116	3/18/22	BKN	L	123-128

* overtime



CHARLOTTE HORNETS



Chairman Michael Jordan
 Managing Partner Curtis Polk
 President, Vice Chairman & Alternate Governor Fred Whitfield
 President of Basketball Operations & GM Mitch Kupchak
 Assistant General Manager/Greensboro Swarm President of Basketball Operations Buzz Peterson
 Head Coach James Borrego
 Assistant Coach .. Jay Triano, Chad Iske, Marlon Garnett, Jay Hernandez, Dutch Gaitley, Nick Friedman, Norman Richards
 Senior Director of Basketball Operations Kathryn Karakus
 Director of Analytics & Strategy George Rodman
 Director of Basketball Strategy/Team Counsel David Duquette
 Director of Player Personnel Larry Jordan
 Director of Player Programs/Player Development Assistant Matt Carroll
 Director of Health Care & Sports Performance Joe Sharpe
 Associate Head Athletic Trainer Quinton Sawyer
 Strength & Conditioning Coach Adam Linens
 Assistant Strength & Conditioning Coach Jason Meiring
 Equipment Manager Jason Rivera
 Head Video Coordinator Jackson Simmons

CHARLOTTE PR STAFF

Chief Communications Officer
 Mike Cristaldi

Director of Basketball Communications
 Brian Travis

Manager of Basketball Communications
 Maggie Yang

Coordinator of Basketball Communications
 Michael Martinez

Senior Director of Corporate Communications
 Josh Rosen

2021-22 SEASON SERIES RESULTS

Oct.31 @ Charlotte
 Dec.17 vs. Portland

Charlotte, 125-113
 Portland, 125-116

2021-22 REGULAR SEASON VS. HORNETS

DATE	SITE	TIME/RESULT
Oct.31	Charlotte	L, 113-125
Dec.17	Portland	W, 125-116

2020-21 REGULAR SEASON VS. HORNETS

DATE	SITE	RESULT
Mar.1	Portland	W, 123-111
Apr.18	Charlotte	L, 101-109

SERIES HISTORY VS. HORNETS

	ALL-TIME	STREAKS	LAST WIN	LAST LOSS
Overall	45-18	Won 1	Dec.17	Oct.31
Home	26-6	Won 14	Dec.17	Mar.29
Road	19-12	Lost 2	Mar.3	Oct.31

2021-22 PORTLAND STATISTICS VS. CHARLOTTE

PLAYER	GP-GS	MIN	FG-ATT	FG%	3FG-ATT	3FG%	FT-FTA	FT%	OFF	DEF	TOT/AVG	AST	PF-D	STL	TO	BLK	PTS	AVG
D. Lillard	2-2	75.0	17-39	.436	8-25	.320	15-16	.938	1	7	8/4.0	20	4-16	1	5	0	57	28.5
B. McLemore	1-0	26.8	10-16	.625	8-13	.615	0-0	.000	0	2	2/2.0	0	0-1	2	2	0	28	28.0
N. Powell	2-2	73.5	11-30	.367	6-19	.316	0-0	.000	1	5	6/3.0	10	5-3	3	1	0	28	14.0
A. Simons	2-0	36.9	9-15	.600	7-12	.583	2-2	1.000	0	1	1/0.5	3	2-1	0	4	0	27	13.5
C. McCollum	1-1	37.7	10-24	.417	4-11	.364	1-2	.500	1	1	2/2.0	8	3-4	0	2	0	25	25.0
J. Nurkic	2-2	40.4	10-17	.588	0-3	.000	3-3	1.000	6	12	18/9.0	3	8-4	2	4	1	23	11.5
L. Nance Jr.	2-1	53.8	8-11	.727	0-0	.000	2-2	1.000	3	11	14/7.0	2	7-1	1	2	2	18	9.0
R. Covington	2-1	61.1	5-16	.313	3-12	.250	0-0	.000	3	11	14/7.0	3	4-3	1	1	4	13	6.5
N. Little	2-1	48.4	3-7	.429	2-5	.400	3-4	.750	4	10	14/7.0	6	3-3	1	4	3	11	5.5
C. Zeller	1-0	18.3	3-5	.600	0-1	.000	0-0	.000	2	4	6/6.0	2	2-1	0	1	0	6	6.0
T. Wafford	1-0	5.3	1-1	1.000	0-0	.000	0-0	.000	1	2	3/3.0	0	0-0	0	1	1	2	2.0
G. Brown III	1-0	0.9	0-1	.000	0-0	.000	0-0	.000	0	0	0/0.0	0	0-0	0	0	0	0	0.0
C. Elleby	1-0	0.9	0-0	.000	0-0	.000	0-0	.000	0	0	0/0.0	0	0-0	0	0	0	0	0.0
D. Smith Jr.	1-0	0.9	0-0	.000	0-0	.000	0-0	.000	0	0	0/0.0	0	0-0	0	0	0	0	0.0
TEAM	21-10	479.9	87-182	.478	38-101	.376	26-29	.897	22	66	88/44.0	57	38-37	11	27	11	238	119.0

2021-22 CHARLOTTE STATISTICS VS. PORTLAND

PLAYER	GP-GS	MIN	FG-ATT	FG%	3FG-ATT	3FG%	FT-FTA	FT%	OFF	DEF	TOT/AVG	AST	PF-D	STL	TO	BLK	PTS	AVG
L. Ball	2-2	61.8	21-37	.568	7-14	.500	5-6	.833	2	11	13/6.5	12	6-5	2	3	0	54	27.0
K. Oubre Jr.	2-0	62.9	14-28	.500	9-20	.450	7-12	.583	3	8	11/5.5	6	7-8	2	3	0	44	22.0
M. Bridges	2-2	72.5	12-24	.500	3-9	.333	6-7	.857	1	11	12/6.0	20	4-7	1	2	3	33	16.5
P. Washington	2-0	45.5	12-16	.750	5-9	.556	4-4	1.000	1	6	7/3.5	4	5-2	1	3	3	33	16.5
G. Hayward	2-2	52.0	7-16	.438	4-8	.500	0-0	.000	1	7	8/4.0	1	1-1	0	5	0	18	9.0
C. Martin	2-0	41.9	7-11	.636	1-2	.500	3-4	.750	4	5	9/4.5	6	1-6	2	0	2	18	9.0
T. Rozier	2-2	55.8	5-20	.250	4-11	.364	2-2	1.000	1	5	6/3.0	6	3-3	3	3	0	16	8.0
M. Plumlee	2-2	43.3	6-14	.429	0-0	.000	1-4	.250	5	4	9/4.5	2	5-5	0	2	2	13	6.5
I. Smith	2-0	28.0	4-10	.400	0-3	.000	0-0	.000	0	2	2/1.0	7	4-1	1	0	0	8	4.0
J. McDaniels	1-0	16.4	2-5	.400	0-3	.000	0-0	.000	2	3	5/5.0	1	1-0	0	0	0	4	4.0
TEAM	19-10	480.0	90-181	.497	33-79	.418	28-39	.718	20	62	82/41.0	65	37-38	12	21	10	241	120.5


2022-23 VS TRAIL BLAZERS

 Nov. 9 at Charlotte
 Dec. 26 at Portland

2021-22 SEASON

 43-39 (.524)
 in Southeast

PLAYOFFS

Did not qualify

SERIES RESULTS SINCE 1996-97

DATE	SITE	W/L	SCORE	DATE	SITE	W/L	SCORE	DATE	SITE	W/L	SCORE	DATE	SITE	W/L	SCORE	DATE	SITE	W/L	SCORE
12/6/96	POR	W	97-93	11/17/01	CHH	W	97-87	3/29/08	POR	L	85-93	3/4/13	POR	W	122-105	12/16/17	CHA	W	93-91
3/26/97	CHH	W	88-87	12/6/01	POR	L	89-95	1/17/09	CHA	L	97-102*	1/2/14	POR	W	134-104	2/8/18	POR	W	109-103*
11/19/97	CHH	L	92-106	2/4/05	POR	W	101-89	1/28/09	POR	W	88-74	3/22/14	CHA	L	94-124	1/11/19	POR	W	127-96
1/7/98	POR	L	89-91	2/14/05	CHA	W	80-77	11/14/09	CHA	W	80-74	11/11/14	POR	W	102-100	3/3/19	CHA	W	118-108
2/26/99	CHH	L	95-97	2/13/06	CHA	W	91-83	2/1/10	POR	W	98-79	11/26/14	CHA	W	105-97	1/13/20	POR	W	115-112
11/20/99	CHH	W	100-96*	2/22/06	POR	L	106-110	3/5/11	POR	W	93-69	11/15/15	CHA	L	94-106	3/1/21	POR	W	123-111
12/1/99	POR	W	94-90	2/9/07	CHA	W	108-100*	3/11/11	CHA	L	92-97	1/29/16	POR	W	109-91	4/18/21	CHA	L	101-109
1/1/01	POR	W	89-67	3/1/07	POR	W	127-90	2/1/12	POR	W	112-68	1/18/17	CHA	L	85-107	10/31/21	CHA	L	113-125
1/11/01	CHH	W	83-70	11/19/07	CHA	L	92-101	12/3/12	CHA	W	118-112*	1/31/17	POR	W	115-98	12/17/21	POR	W	125-116

* overtime



CHICAGO BULLS



Chairman/Alternate NBA Governor Jerry Reinsdorf
 President & Chief Operating Officer/NBA Governor Michael Reinsdorf
 Executive Vice President - Basketball Operations Arturas Karnisovas
 General Manager Marc Eversley
 Head Coach Billy Donovan
 Assistant Coaches Maurice Cheeks, Chris Fleming, Josh Longstaff, John Bryant, Damian Cotter, Billy Schmidt
 Head Athletic Trainer Todd Campbell
 Head Strength and Conditioning Coach Geoffrey Puls
 Address 1901 W. Madison Street, Chicago, IL 60612
 Home Court United Center (20,917) - 1994
 Team Colors Red, black and white
 Television NBC Sports Chicago: Adam Amin, Stacey King
 Radio WSCR (670 AM): Chuck Swirsky, Bill Wennington
 Spanish Radio TUDN, Univision Sports Chicago (1200 AM): Omar Ramos, Elio Benitez

CHICAGO PR STAFF

Sr. Director of Public and Media Relations
 Tim Hallam (thallam@bulls.com)

Director of Public and Media Relations
 Matt Yob (myob@bulls.com)

Sr. Manager of Public and Media Relations
 Beth Esler (bgrady@bulls.com)

Manager of Public and Media Relations
 Kristen Deahl (kdeahl@bulls.com)

2021-22 SEASON SERIES RESULTS

Nov.17 vs. Portland
 Jan.30 @ Chicago
 Portland, 112-107
 Chicago, 130-116

2021-22 REGULAR SEASON VS. BULLS

DATE	SITE	TIME/RESULT
Nov.17	Portland	W, 112-107
Jan.30	Chicago	L, 116-130

2020-21 REGULAR SEASON VS. BULLS

DATE	SITE	RESULT
Jan.5	Portland	L, 108-111
Jan.30	Chicago	W, 123-122

SERIES HISTORY VS. BULLS

	ALL-TIME	STREAKS	LAST WIN	LAST LOSS
Overall	67-63	Lost 1	Nov.17	Jan.30
Home	39-26	Won 1	Nov.17	Jan.5
Road	27-38	Lost 1	Jan.30	Jan.30

2021-22 PORTLAND STATISTICS VS. CHICAGO

PLAYER	GP-GS	MIN	FG-ATT	FG%	3FG-ATT	3FG%	FT-FTA	FT%	OFF	DEF	TOT/AVG	AST	PF-D	STL	TO	BLK	PTS	AVG
N. Powell	2-2	69.2	13-21	.619	7-8	.875	7-8	.875	2	4	6/3.0	3	3-7	1	4	0	40	20.0
C. McCollum	2-2	73.4	17-37	.459	3-12	.250	1-1	1.000	2	6	8/4.0	9	2-2	0	1	0	38	19.0
J. Nurkic	2-2	48.7	11-18	.611	1-1	1.000	6-8	.750	7	9	16/8.0	2	6-7	1	6	1	29	14.5
A. Simons	2-1	50.4	8-21	.381	5-11	.455	6-8	.750	0	4	4/2.0	8	2-4	2	3	0	27	13.5
D. Lillard	1-1	40.3	6-18	.333	3-9	.333	7-7	1.000	0	4	4/4.0	10	1-8	1	4	1	22	22.0
R. Covington	2-2	56.1	7-11	.636	5-9	.556	2-2	1.000	1	9	10/5.0	5	5-3	5	3	2	21	10.5
L. Nance Jr.	1-0	24.7	6-9	.667	2-3	.667	2-2	1.000	3	6	9/9.0	3	3-2	3	2	1	16	16.0
T. Watford	1-0	21.9	5-6	.833	0-1	.000	0-0	.000	0	2	2/2.0	2	3-0	0	0	3	10	10.0
B. McLemore	1-0	19.0	3-11	.273	2-9	.222	0-0	.000	1	2	3/3.0	1	2-1	1	0	0	8	8.0
N. Little	1-0	24.0	1-7	.143	0-4	.000	4-4	1.000	0	7	7/7.0	0	3-2	0	2	0	6	6.0
G. Brown III	1-0	4.0	2-2	1.000	0-0	.000	0-0	.000	0	0	0/0.0	0	0-0	0	0	0	4	4.0
C. Zeller	1-0	4.0	0-0	.000	0-0	.000	4-4	1.000	0	1	1/1.0	0	0-2	0	0	0	4	4.0
T. Snell	2-0	25.0	1-4	.250	1-3	.333	0-0	.000	0	5	5/2.5	0	1-1	0	1	0	3	1.5
K. Blevins	1-0	4.0	0-0	.000	0-0	.000	0-0	.000	0	0	0/0.0	1	0-0	0	2	0	0	0.0
D. Smith Jr.	1-0	15.4	0-2	.000	0-0	.000	0-0	.000	1	4	5/5.0	5	0-0	0	0	0	0	0.0
TEAM	21-10	480.0	80-167	.479	29-70	.414	39-44	.886	17	63	80/40.0	49	31-39	14	28	8	228	114.0

2021-22 CHICAGO STATISTICS VS. PORTLAND

PLAYER	GP-GS	MIN	FG-ATT	FG%	3FG-ATT	3FG%	FT-FTA	FT%	OFF	DEF	TOT/AVG	AST	PF-D	STL	TO	BLK	PTS	AVG
Z. LaVine	2-2	70.1	18-38	.474	10-21	.476	4-6	.667	0	8	8/4.0	6	2-4	1	4	2	50	25.0
D. DeRozan	2-2	70.8	16-32	.500	2-6	.333	11-12	.917	1	7	8/4.0	15	3-9	3	6	2	45	22.5
N. Vucevic	1-1	32.0	11-15	.733	1-2	.500	1-1	1.000	1	13	14/14.0	3	2-1	1	1	1	24	24.0
J. Green	2-1	43.8	8-12	.667	2-5	.400	4-4	1.000	2	2	4/2.0	2	4-2	1	0	1	22	11.0
C. White	2-0	41.3	5-14	.357	3-9	.333	5-5	1.000	1	3	4/2.0	7	2-2	0	1	0	18	9.0
L. Ball	1-1	37.4	7-13	.538	3-5	.600	0-0	.000	1	3	4/4.0	4	5-3	2	1	2	17	17.0
T. Bradley	2-1	37.3	8-13	.615	0-0	.000	0-0	.000	3	7	10/5.0	0	3-2	2	1	1	16	8.0
A. Dosunmu	2-1	50.7	5-6	.833	2-2	1.000	3-4	.750	0	8	8/4.0	11	2-2	3	3	0	15	7.5
A. Caruso	1-1	37.6	3-9	.333	1-4	.250	5-6	.833	4	6	10/10.0	9	4-5	2	1	2	12	12.0
M. Thomas	1-0	16.9	4-8	.500	1-4	.250	0-0	.000	1	1	2/2.0	0	2-1	0	0	0	9	9.0
D. Jones Jr.	1-0	20.3	3-7	.429	0-0	.000	0-0	.000	2	1	3/3.0	1	5-0	1	2	1	6	6.0
T. Brown Jr.	1-0	17.7	1-3	.333	1-2	.500	0-0	.000	1	2	3/3.0	1	4-0	1	1	0	3	3.0
M. Hill	1-0	1.2	0-1	.000	0-1	.000	0-0	.000	0	0	0/0.0	0	0-0	0	0	0	0	0.0
A. Johnson	1-0	1.9	0-1	.000	0-0	.000	0-0	.000	1	0	1/1.0	0	1-0	0	1	0	0	0.0
A. McKinnie	1-0	1.2	0-1	.000	0-0	.000	0-0	.000	0	1	1/1.0	0	0-0	0	0	0	0	0.0
TEAM	21-10	480.0	89-173	.514	26-61	.426	33-38	.868	18	62	80/40.0	59	39-31	17	22	12	237	118.5

Feb. 4 at Chicago
Mar. 24 at Portland

46-36 (.561)
in Central

Lost to Milwaukee, 4-1

SERIES RESULTS SINCE 1996-97

DATE	SITE	W/L	SCORE	DATE	SITE	W/L	SCORE	DATE	SITE	W/L	SCORE	DATE	SITE	W/L	SCORE	DATE	SITE	W/L	SCORE
2/4/97	POR	L	84-88	12/31/02	CHI	L	87-102	1/3/08	CHI	W	115-109**	3/21/13	CHI	W	99-89	1/31/18	POR	W	124-108
2/24/97	CHI	L	89-116	1/31/03	POR	W	107-94	2/6/08	POR	W	100-97	11/22/13	POR	W	98-95	1/9/19	POR	W	124-112
1/29/98	POR	L	87-100	1/9/04	CHI	W	87-78	11/19/08	POR	W	116-74	3/28/14	CHI	W	91-74	3/27/19	CHI	W	118-98
2/25/98	CHI	W	106-101	1/31/04	POR	W	102-95*	1/12/09	CHI	W	109-95	11/21/14	POR	W	105-87	11/25/19	CHI	W	117-94
1/3/00	CHI	W	88-63	12/20/04	CHI	L	87-92	11/23/09	POR	W	122-98	12/12/14	CHI	L	106-115	11/29/19	POR	W	107-103
2/1/00	POR	W	92-81	3/9/05	POR	L	84-97	2/26/10	CHI	L	111-115*	11/24/15	POR	L	88-93	1/5/21	POR	L	108-111
1/23/01	CHI	W	104-100	11/16/05	POR	W	96-93	11/1/10	CHI	L	98-110	2/27/16	CHI	W	103-95	1/30/21	CHI	W	123-122
1/30/01	POR	W	92-81	3/14/06	CHI	L	66-95	2/7/11	POR	W	109-103	11/15/16	POR	L	88-113	11/17/21	POR	W	112-107
2/3/02	POR	W	101-96	2/3/07	POR	L	86-88	3/16/12	CHI	W	100-89	12/5/16	CHI	W	112-110	1/30/22	CHI	L	116-130
3/22/02	CHI	W	109-93	3/26/07	CHI	L	89-100	11/18/12	POR	W	102-94	1/1/18	CHI	W	124-120*	--	--	--	--

* overtime



CLEVELAND CAVALIERS



Chairman Dan Gilbert
 General Manager Koby Altman
 Assistant General Manager Mike Gansey
 Senior Basketball Advisor Bernie Bickerstaff
 Basketball Chief of Staff/Team Counsel Jason Hillman
 Senior Director, Basketball Operations Andrae Patterson
 Senior Director, Strategy and Research Jon Nichols
 Senior Director, Player Personnel Brandon Weems
 Head Coach J.B. Bickerstaff
 Assistant Coaches Antonio Lang, Greg Buckner, Sidney Lowe, JJ Outlaw, Mike Gerrity
 Head Athletic Trainer Steve Spiro
 Head Strength and Conditioning Coach Derek Millender
 Director, Team Operations Mark Cashman
 Senior Director, Basketball Administration Lauren Marvinney
 Chief Executive Officer Len Komoroski
 President, Business Operations Nic Barlage
 Radio .. WTAM 1100 AM. Broadcasters: Tim Alcorn, Jim Chones, Mike Snyder, Power 89.1 WNZN FM. Broadcaster: Rafael Hernández Brito
 TV Bally Sports Ohio. Broadcasters: John Michael, Austin Carr, Angel Gray
 Arena Rocket Mortgage FieldHouse (19,432)
 Team Address One Center Court, Cleveland, OH 44115-4001
 Team Colors Wine and Gold

CLEVELAND PR STAFF

Director of Basketball Communications
 B.J. Evans (bevans@cavs.com)

Basketball Communications Senior Manager
 Jeff Schaefer (jschaefer@cavs.com)

Basketball Communications Manager
 Cherome Owens (cowens@cavs.com)

Basketball Communications Coordinator
 Sam Coombs (scoombs@cavs.com)

2021-22 SEASON SERIES RESULTS

Nov.3 @ Cleveland
 Jan.7 vs. Portland

Cleveland, 107-104
 Cleveland, 114-101

2021-22 REGULAR SEASON VS. CAVALIERS

DATE	SITE	TIME/RESULT
Nov.3	Cleveland	L, 104-107
Jan.7	Portland	L, 101-114

2020-21 REGULAR SEASON VS. CAVALIERS

DATE	SITE	RESULT
Feb.12	Portland	W, 129-110
May.5	Cleveland	W, 141-105

SERIES HISTORY VS. CAVALIERS

	ALL-TIME	STREAKS	LAST WIN	LAST LOSS
Overall	72-56	Lost 2	May.5	Jan.7
Home	45-19	Lost 1	Feb.12	Jan.7
Road	27-37	Lost 1	May.5	Nov.3

2021-22 PORTLAND STATISTICS VS. CLEVELAND

PLAYER	GP-GS	MIN	FG-ATT	FG%	3FG-ATT	3FG%	FT-FTA	FT%	OFF	DEF	TOT/AVG	AST	PF-D	STL	TO	BLK	PTS	AVG
N. Powell	2-2	69.0	14-30	.467	7-14	.500	7-11	.636	3	5	8/4.0	5	3-8	4	1	2	42	21.0
A. Simons	2-1	58.3	12-26	.462	3-12	.250	2-2	1.000	0	3	3/1.5	8	6-3	2	5	1	29	14.5
D. Lillard	1-1	39.8	10-27	.370	3-12	.250	3-5	.600	0	3	3/3.0	8	2-3	2	1	0	26	26.0
R. Covington	2-2	64.6	8-12	.667	7-11	.636	0-0	.000	3	12	15/7.5	3	9-0	4	3	3	23	11.5
C. McCollum	1-1	35.3	7-19	.368	4-9	.444	3-4	.750	2	5	7/7.0	6	2-3	1	1	1	21	21.0
J. Nurkic	2-2	58.9	8-24	.333	2-2	1.000	2-5	.400	9	12	21/10.5	6	4-6	3	4	1	20	10.0
C. Zeller	2-0	25.4	6-9	.667	0-0	.000	1-2	.500	5	4	9/4.5	1	5-2	1	2	0	13	6.5
D. Smith Jr.	1-0	17.3	4-8	.500	0-0	.000	2-2	1.000	0	3	3/3.0	4	0-1	1	0	1	10	10.0
N. Little	2-1	42.0	3-10	.300	2-5	.400	0-2	.000	2	6	8/4.0	0	3-1	0	2	2	8	4.0
B. McLemore	1-0	18.5	2-8	.250	1-5	.200	0-0	.000	0	0	0/0.0	1	1-0	0	0	0	5	5.0
C. Elleby	1-0	11.1	2-3	.667	0-0	.000	0-1	.000	1	1	2/2.0	0	0-1	1	0	0	4	4.0
T. Watford	1-0	13.9	1-4	.250	0-0	.000	2-2	1.000	1	5	6/6.0	2	1-1	0	0	0	4	4.0
L. Nance Jr.	1-0	21.2	0-1	.000	0-1	.000	0-0	.000	0	5	5/5.0	2	2-0	1	1	0	0	0.0
T. Snell	1-0	5.0	0-1	.000	0-1	.000	0-0	.000	0	0	0/0.0	0	0-0	0	0	0	0	0.0
TEAM	20-10	480.0	77-182	.423	29-72	.403	22-36	.611	26	64	90/45.0	46	38-29	20	20	11	205	102.5

2021-22 CLEVELAND STATISTICS VS. PORTLAND

PLAYER	GP-GS	MIN	FG-ATT	FG%	3FG-ATT	3FG%	FT-FTA	FT%	OFF	DEF	TOT/AVG	AST	PF-D	STL	TO	BLK	PTS	AVG
D. Garland	2-2	75.2	16-26	.615	10-14	.714	3-3	1.000	0	3	3/1.5	16	3-2	2	6	0	45	22.5
J. Allen	2-2	73.0	14-21	.667	0-1	.000	9-13	.692	7	23	30/15.0	5	6-9	3	4	1	37	18.5
E. Mobley	2-2	73.6	12-25	.480	0-1	.000	5-10	.500	5	14	19/9.5	3	2-7	1	5	3	29	14.5
C. Osman	2-0	47.5	9-16	.563	8-14	.571	0-0	.000	0	6	6/3.0	1	2-2	1	1	0	26	13.0
C. Sexton	1-1	32.6	8-13	.615	2-4	.500	3-3	1.000	0	3	3/3.0	2	1-4	0	5	0	21	21.0
D. Windler	2-0	30.5	6-7	.857	5-5	1.000	2-2	1.000	0	3	3/1.5	4	2-2	1	1	0	19	9.5
L. Markkanen	1-1	33.4	4-9	.444	2-6	.333	5-6	.833	0	1	1/1.0	5	2-3	1	0	1	15	15.0
R. Rondo	1-0	16.8	2-9	.222	2-8	.250	5-6	.833	0	5	5/5.0	3	3-4	1	1	0	11	11.0
K. Love	1-0	26.5	3-9	.333	2-6	.333	0-2	.000	1	6	7/7.0	2	1-1	0	1	0	8	8.0
D. Wade	1-1	22.8	3-7	.429	1-4	.250	0-0	.000	0	3	3/3.0	2	5-0	0	0	0	7	7.0
L. Stevens	1-1	17.0	1-5	.200	0-2	.000	1-2	.500	0	3	3/3.0	1	1-1	0	0	0	3	3.0
R. Rubio	1-0	31.1	0-7	.000	0-4	.000	0-0	.000	0	3	3/3.0	7	1-3	1	1	0	0	0.0
TEAM	17-10	480.0	78-154	.506	32-69	.464	33-47	.702	13	73	86/43.0	51	29-38	11	25	5	221	110.5

2022-23 VS TRAIL BLAZERS

 Nov. 23 at Cleveland
 Jan. 12 at Portland

2021-22 SEASON

 44-38 (.537)
 in Central

PLAYOFFS

Lost to Brooklyn, 1-0

SERIES RESULTS SINCE 1996-97

DATE	SITE	W/L	SCORE	DATE	SITE	W/L	SCORE	DATE	SITE	W/L	SCORE	DATE	SITE	W/L	SCORE	DATE	SITE	W/L	SCORE
11/13/96	CLE	L	70-81	1/13/03	POR	W	118-94	1/30/08	POR	L	83-84	1/16/13	POR	L	88-93	3/15/18	POR	W	113-105
3/14/97	POR	W	96-73	2/2/03	CLE	W	114-95	3/10/08	CLE	L	80-88	12/17/13	CLE	W	119-116	1/16/19	POR	W	129-112
1/20/98	CLE	W	86-84	11/1/03	POR	W	104-85	1/21/09	POR	L	98-104	1/15/14	POR	W	108-96	2/25/19	CLE	W	123-110
3/17/98	POR	L	82-96	12/28/03	CLE	L	74-86	3/19/09	CLE	L	92-97*	11/4/14	POR	W	101-82	11/23/19	CLE	L	104-110
11/23/99	CLE	L	100-103	12/15/04	CLE	L	88-112	12/11/09	CLE	L	99-104	1/28/15	CLE	L	94-99	2/12/21	POR	W	129-110
1/12/00	POR	W	95-75	1/19/05	POR	L	101-107	1/10/10	POR	L	94-106	12/8/15	CLE	L	100-105	5/5/21	CLE	W	141-105
1/16/01	POR	W	103-83	1/15/06	POR	W	89-87	2/5/11	CLE	W	111-105	12/26/15	POR	W	105-76	11/3/21	CLE	L	104-107
1/22/01	CLE	L	58-84	3/17/06	CLE	L	84-99	3/17/11	POR	W	111-70	11/23/16	CLE	L	125-137	1/7/22	POR	L	101-114
1/7/02	CLE	W	98-72	11/15/06	CLE	L	87-100	1/8/12	POR	W	98-78	1/11/17	POR	W	102-86	--	--	--	--
1/13/02	POR	W	96-64	1/17/07	POR	W	94-76	12/1/12	CLE	W	118-117**	1/2/18	CLE	L	110-127	--	--	--	--

* overtime



DALLAS MAVERICKS



Governor Mark Cuban
 CEO Cynt Marshall
 President of Basketball Operations/General Manager Nico Harrison
 Head Coach Jason Kidd
 Assistant Coaches .. Sean Sweeney, Jared Dudley, Greg St. Jean, Kristi Toliver, Darrell Armstrong, Quinton Crawford , Marko Milić, Peter Patton, God Shammgod
 Assistant General Manager/Vice President of Basketball Operations Michael Finley
 Director of Player Health and Performance Casey Smith
 Director of Athletic Performance Jeremy Holsopple
 Head Athletic Trainer Dionne Calhoun
 Assistant Athletic Trainer Heather Mau
 Head Equipment Manager Kory Johnson
 Senior Vice President of Corporate Communications and Events Erin Finegold White
 Corporate Communications Manager Collin Kim
 Corporate Communications and Events Manager Araceli Colmenero
 Home Court American Airlines Center (19,200) - 2001
 Team Colors Royal Blue, Navy, Silver and Black
 TV Bally Sports Southwest: Mark Followill, Derek Harper, Jeff "Skin" Wade
 Radio 97.1 FM the Eagle (KEGL): Chuck Cooperstein, Brad Davis
 Spanish Radio Zona MX 99.1 FM (KFZO): Victor Villalba

DALLAS PR STAFF

Vice President, Basketball Communications
 Scott Tomlin (scott.tomlin@dallasmavs.com)

Director, Basketball Communications
 Alan Rakowski (alan.rakowski@dallasmavs.com)

Manager, Basketball Communications
 Kristen Deahl (kristin.deahl@dallasmavs.com)

Coordinator, Basketball Communications
 Dave Mauer (dave.mauer@dallasmavs.com)

2021-22 SEASON SERIES RESULTS

Dec.27 vs. Portland Dallas, 132-117
 Jan.26 vs. Portland Dallas, 132-112
 Apr.8 @ Dallas Dallas, 128-78

2021-22 REGULAR SEASON VS. MAVERICKS

DATE	SITE	TIME/RESULT
Dec.27	Portland	L, 117-132
Jan.26	Portland	L, 112-132
Apr.8	Dallas	L, 78-128

2020-21 REGULAR SEASON VS. MAVERICKS

DATE	SITE	RESULT
Feb.14	Dallas	W, 121-118
Mar.19	Portland	W, 125-119
Mar.21	Portland	L, 92-132

SERIES HISTORY VS. MAVERICKS

	ALL-TIME	STREAKS	LAST WIN	LAST LOSS
Overall	88-79	Lost 4	Mar.19	Apr.8
Home	54-28	Lost 3	Mar.19	Jan.26
Road	34-51	Lost 1	Feb.14	Apr.8

2021-22 PORTLAND STATISTICS VS. DALLAS

PLAYER	GP-GS	MIN	FG-ATT	FG%	3FG-ATT	3FG%	FT-FTA	FT%	OFF	DEF	TOT/AVG	AST	PF-D	STL	TO	BLK	PTS	AVG
N. Powell	2-2	66.3	8-29	.276	3-16	.188	15-21	.714	0	11	11/5.5	3	6-13	1	2	1	34	17.0
A. Simons	2-1	62.8	13-22	.591	5-11	.455	3-3	1.000	0	3	3/1.5	9	5-2	0	5	0	34	17.0
D. Lillard	1-1	36.3	5-15	.333	3-8	.375	13-14	.929	0	2	2/2.0	5	1-9	0	5	1	26	26.0
B. McLemore	2-0	53.0	8-13	.615	6-11	.545	1-3	.333	0	1	1/0.5	5	3-8	3	1	0	23	11.5
N. Little	1-1	33.9	7-14	.500	2-7	.286	4-7	.571	3	7	10/10.0	2	4-5	2	0	3	20	20.0
C. McCollum	1-1	35.9	8-16	.500	4-10	.400	0-1	.000	0	4	4/4.0	6	5-2	1	2	0	20	20.0
C. Elleby	3-1	82.4	6-23	.261	2-13	.154	4-4	1.000	3	13	16/5.3	12	7-4	5	4	2	18	6.0
D. Eubanks	1-1	31.9	8-14	.571	0-1	.000	2-2	1.000	1	6	7/7.0	0	3-2	1	2	0	18	18.0
J. Nurkic	1-1	30.6	7-11	.636	0-1	.000	4-7	.571	2	6	8/8.0	3	1-7	1	2	0	18	18.0
B. Williams	2-1	30.0	6-12	.500	0-2	.000	4-7	.571	1	1	2/1.0	5	3-5	0	2	0	16	8.0
G. Brown III	3-1	31.6	6-9	.667	1-3	.333	2-2	1.000	1	7	8/2.7	0	6-4	0	4	0	15	5.0
L. Nance Jr.	1-1	32.4	5-11	.455	1-3	.333	1-1	1.000	0	5	5/5.0	3	2-2	0	1	0	12	12.0
K. Johnson	1-1	30.2	3-13	.231	0-4	.000	4-4	1.000	0	0	0/0.0	6	5-5	1	3	0	10	10.0
R. Perry	1-0	16.1	4-7	.571	0-1	.000	1-1	1.000	2	0	2/2.0	0	4-1	1	1	0	9	9.0
E. Hughes	1-0	29.8	3-11	.273	2-7	.286	0-0	.000	0	4	4/4.0	1	2-2	1	2	0	8	8.0
T. Snell	2-2	45.2	3-6	.500	2-5	.400	0-0	.000	1	3	4/2.0	2	5-0	0	0	0	8	4.0
T. Watford	1-0	19.5	4-6	.667	0-0	.000	0-0	.000	0	5	5/5.0	2	3-0	0	0	0	8	8.0
D. Louzada	1-0	26.5	1-5	.200	1-4	.250	0-0	.000	0	3	3/3.0	0	3-0	0	0	1	3	3.0
C. McGriff	1-0	12.6	1-5	.200	1-2	.500	0-0	.000	1	1	2/2.0	1	1-0	0	0	0	3	3.0
K. Blevins	2-0	6.5	1-4	.250	0-1	.000	0-0	.000	0	0	0/0.0	0	1-0	0	0	0	2	1.0
J. Cumberland	1-0	6.5	1-1	1.000	0-0	.000	0-0	.000	1	2	3/3.0	1	2-0	0	0	0	2	2.0
TEAM	31-15	720.0	108-247	.437	33-110	.300	58-77	.753	16	84	100/33.3	66	72-71	17	36	8	307	102.3

2021-22 DALLAS STATISTICS VS. PORTLAND



PLAYER	GP-GS	MIN	FG-ATT	FG%	3FG-ATT	3FG%	FT-FTA	FT%	OFF	DEF	TOT/AVG	AST	PF-D	STL	TO	BLK	PTS	AVG
K. Porzingis	2-2	59.6	20-39	.513	4-10	.400	12-15	.800	2	12	14/7.0	6	7-13	3	3	2	56	28.0
D. Powell	3-2	69.9	21-23	.913	1-1	1.000	12-19	.632	6	5	11/3.7	2	11-15	2	4	2	55	18.3
L. Dončić	2-2	66.9	16-32	.500	9-20	.450	13-19	.684	0	21	21/10.5	22	1-14	1	8	1	54	27.0
J. Brunson	3-3	85.8	17-33	.515	3-10	.300	6-6	1.000	2	11	13/4.3	22	3-7	1	1	0	43	14.3
D. Finney-Smith	3-3	85.8	14-22	.636	10-18	.556	2-3	.667	5	15	20/6.7	8	5-3	3	2	2	40	13.3
R. Bullock	2-1	51.6	7-15	.467	5-13	.385	1-1	1.000	1	5	6/3.0	0	5-0	1	2	1	20	10.0
J. Green	3-0	57.5	6-12	.500	0-3	.000	7-9	.778	2	8	10/3.3	14	6-7	3	2	1	19	6.3
B. Knight	1-0	24.4	6-12	.500	2-7	.286	4-4	1.000	0	3	3/3.0	5	2-3	1	2	0	18	18.0
F. Ntilikina	3-1	43.3	6-12	.500	4-8	.500	0-0	.000	0	1	1/0.3	3	7-1	0	0	0	16	5.3
S. Dinwiddie	1-0	16.0	4-5	.800	3-4	.750	3-4	.750	0	1	1/1.0	2	0-2	1	1	1	14	14.0
M. Kleber	1-1	26.7	5-9	.556	2-5	.400	0-0	.000	0	5	5/5.0	1	2-0	1	0	3	12	12.0
S. Brown	2-0	20.0	4-7	.571	2-4	.500	0-0	.000	0	4	4/2.0	1	3-0	1	1	0	10	5.0
B. Marjanović	2-0	14.7	3-5	.600	0-0	.000	2-2	1.000	0	7	7/3.5	0	4-3	0	3	0	8	4.0
M. Chriss	2-0	16.4	3-3	1.000	1-1	1.000	0-0	.000	1	3	4/2.0	2	2-0	0	1	0	7	3.5
D. Bertāns	1-0	21.4	2-5	.400	2-4	.500	0-0	.000	2	6	8/8.0	6	1-0	1	0	1	6	6.0
M. Brown	1-0	9.9	2-4	.500	0-0	.000	2-4	.500	3	2	5/5.0	0	3-2	0	3	1	6	6.0
T. Burke	2-0	14.5	2-8	.250	0-2	.000	0-0	.000	0	1	1/0.5	1	2-0	1	0	0	4	2.0
C. Jones	1-0	4.6	0-1	.000	0-1	.000	2-2	1.000	0	0	0/0.0	1	0-1	0	1	0	2	2.0
T. Pinson	3-0	21.5	0-3	.000	0-2	.000	2-2	1.000	1	1	2/0.7	2	4-1	1	1	0	2	0.7
C. Brown Jr.	1-0	5.9	0-0	.000	0-0	.000	0-0	.000	0	0	0/0.0	0	1-0	0	0	0	0	0.0
G. King	1-0	3.7	0-1	.000	0-1	.000	0-0	.000	0	1	1/1.0	0	2-0	0	0	0	0	0.0
TEAM	40-15	720.0	138-251	.550	48-114	.421	68-90	.756	25	112	137/45.7	98	71-72	21	35	15	392	130.7

2022-23 VS TRAIL BLAZERS

Nov. 12 at Dallas
 Dec. 16 at Dallas
 Jan. 14 at Portland
 Jan. 15 at Portland

2021-22 SEASON

52-30 (.634)
 in Southwest

PLAYOFFS

Defeated Utah, 4-2
 Defeated Phoenix, 4-3
 Lost to Golden State, 4-1

SERIES RESULTS SINCE 1996-97

DATE	SITE	W/L	SCORE	DATE	SITE	W/L	SCORE	DATE	SITE	W/L	SCORE	DATE	SITE	W/L	SCORE	DATE	SITE	W/L	SCORE
10/24/80	POR	W	120-105	12/10/87	DAL	L	115-135	1/27/96	DAL	W	112-103	2/28/04	DAL	L	91-111	12/7/13	POR	L	106-108
11/14/80	DAL	L	106-113	11/14/87	DAL	L	116-127	3/17/96	POR	W	112-86	11/26/04	DAL	L	83-92	1/18/14	DAL	W	127-111
11/23/80	POR	W	116-96	1/19/88	POR	L	116-120	3/31/96	DAL	W	115-100	1/26/05	POR	L	88-95	3/7/14	DAL	L	98-103
3/15/81	POR	W	135-110	3/8/88	DAL	W	112-110	4/11/96	POR	W	114-99	3/17/05	DAL	L	94-98	11/6/14	POR	W	108-87
3/27/81	DAL	W	123-109	3/20/88	POR	W	105-99	12/20/96	POR	W	107-77	4/14/05	POR	L	90-102	2/7/15	DAL	L	101-111*
11/10/81	POR	W	117-95	3/25/88	DAL	L	101-106	1/4/97	DAL	W	110-104	1/3/06	DAL	L	81-95	3/5/15	POR	W	94-75
12/19/81	DAL	L	95-102	1/15/89	DAL	L	108-111	3/7/97	POR	W	80-69	1/22/06	POR	L	89-95*	4/15/15	DAL	L	98-114
1/16/82	DAL	W	110-103	2/7/89	POR	W	134-125	4/8/97	DAL	L	82-87	3/7/06	DAL	L	87-93	12/1/15	POR	L	112-115*
3/10/82	DAL	L	102-104	3/8/89	DAL	L	92-99	11/8/97	DAL	W	101-94	3/9/06	POR	L	92-109	3/20/16	DAL	L	120-132*
3/21/82	POR	W	109-101	3/20/89	POR	W	112-91	11/17/97	POR	W	120-75	11/12/06	POR	L	96-103	3/23/16	POR	W	109-103
12/18/82	POR	W	108-105	11/10/89	DAL	W	99-91	4/3/98	POR	W	109-102	1/10/07	DAL	L	74-99	11/4/16	DAL	W	105-95
1/20/83	DAL	L	112-121	12/29/89	POR	W	144-140***	4/7/98	DAL	W	99-91	4/7/07	POR	L	74-86	12/21/16	POR	L	95-96
2/6/83	DAL	L	105-112	2/3/90	POR	W	131-110	2/15/99	POR	W	99-84	11/30/07	POR	W	99-84	2/9/17	POR	L	104-108
2/25/83	DAL	L	117-133	4/13/90	POR	W	124-92	3/15/99	DAL	W	106-91	11/30/07	DAL	L	80-91	2/7/17	DAL	W	114-113
4/2/83	POR	W	110-98	12/14/90	POR	W	106-104	4/17/99	DAL	W	102-94	2/13/08	DAL	L	76-96	1/20/18	POR	W	117-108
11/2/83	DAL	L	117-123	1/9/91	DAL	L	99-109	1/10/00	POR	W	107-94	4/12/08	POR	W	108-105	1/26/18	DAL	W	107-93
1/13/84	DAL	L	110-113	2/19/91	POR	W	107-100	1/15/00	DAL	L	105-113	12/25/08	POR	L	94-102	4/3/18	DAL	L	109-115
1/17/84	POR	W	121-114	4/7/91	DAL	W	110-92	3/30/00	POR	W	96-85	2/4/09	DAL	L	99-104	12/4/18	DAL	L	102-111
2/7/84	POR	W	101-85	12/26/91	POR	W	113-88	4/11/00	DAL	L	81-92	3/11/09	POR	L	89-93	12/23/18	POR	W	121-118*
4/3/84	DAL	W	91-88	2/6/92	DAL	W	103-98	11/30/00	POR	W	95-84	12/22/09	DAL	W	85-81	2/10/19	DAL	L	101-102
11/13/84	POR	L	94-101	3/24/92	POR	W	109-83	12/20/00	DAL	L	101-106	1/30/10	DAL	W	114-112*	3/20/19	POR	W	126-118
1/8/85	POR	L	102-108	4/15/92	DAL	W	100-94	3/20/01	DAL	W	96-88	3/25/10	POR	W	101-89	10/27/19	DAL	W	112-119
1/13/85	DAL	L	101-124	12/30/92	POR	W	111-92	3/28/01	POR	L	84-94	4/9/10	POR	L	77-83	1/17/20	DAL	L	112-120
2/20/85	DAL	L	98-104	1/5/93	DAL	W	109-95	12/11/01	DAL	L	103-105	12/15/10	DAL	L	98-103	1/23/20	POR	L	125-133
4/12/85	POR	W	131-111	3/10/93	DAL	W	124-96	2/13/02	POR	W	114-103	1/4/11	DAL	L	81-84	8/11/20	DAL	W	134-131
11/6/85	DAL	W	111-109	4/8/93	POR	W	126-107	3/14/02	POR	W	132-106	3/15/11	POR	W	104-101	2/14/21	DAL	W	121-118
12/27/85	DAL	W	142-133*	11/21/93	POR	W	103-90	4/9/02	DAL	L	96-108	4/3/11	POR	W	104-96	3/19/21	POR	W	125-119
2/6/86	POR	L	111-115	12/14/93	DAL	W	100-93*	11/11/02	DAL	L	73-82	2/11/12	DAL	L	94-97*	3/21/21	POR	L	92-132
3/7/86	POR	W	125-114	2/15/94	DAL	W	106-103	12/4/02	POR	L	88-103	4/6/12	DAL	W	99-97*	12/27/21	POR	L	117-132
3/14/86	DAL	L	118-129	4/12/94	POR	L	107-108	1/26/03	DAL	W	100-93	4/13/12	POR	L	94-97	1/26/22	POR	L	112-132
11/7/86	POR	W	120-113*	11/25/94	DAL	L	91-101	3/28/03	POR	W	112-95	11/5/12	DAL	L	91-114	4/8/22	DAL	L	78-128
12/10/86	DAL	L	129-130	12/23/94	POR	W	118-92	11/17/03	DAL	L	98-105	1/29/13	POR	W	106-104	--	--	--	--
12/14/86	POR	W	134-100	2/14/95	DAL	L	90-95	12/23/03	POR	W	97-88	2/6/13	DAL	L	99-105	--	--	--	--
2/1/87	POR	W	133-117	4/15/95	POR	L	90-102	1/17/04	POR	L	104-108	4/7/13	POR	L	91-96	--	--	--	--

* overtime



DENVER NUGGETS



Owner E. Stanley Kroenke
 President and Governor Josh Kroenke
 President of Basketball Operations Tim Connelly
 General Manager Calvin Booth
 Assistant General Manager Tommy Balcetis
 Vice President of Basketball Administration Lisa Johnson
 Director of Player Engagement Wayne Watts
 Head Coach Michael Malone
 Assistant Coaches David Adelman, Jordi Fernandez, Popeye Jones, Ryan Bowen, Charles Klask, John Beckett
 Advance Scout/Assistant Coach Elvis Valcarcel
 Director Player Development Ognjen Stojakovic
 Head Athletic Trainer Dan Shimensky
 Dir. of Perf./Head Strength and Conditioning Coach Felipe Eichenberger
 Director of Sports Science/Physical Therapist Matt Tuttle
 Equipment Manager Sparky Gonzales
 Address 1000 Chopper Circle Denver, CO 80204
 Arena (capacity) Ball Arena (19,520)
 Television .. Altitude Sports & Entertainment, Chris Marlowe, Scott Hastings, Chris Dempsey, Vic Lombardi, Katy Winge
 Radio Altitude Radio Network – 92.5 FM, Jason Kosmicki

DENVER PR STAFF

Director, Media Relations
 Nick O'Hayre (nick.ohayre@nuggets.com)

Manager, Media Relations
 Cody Wise (cody.wise@nuggets.com)

Coordinator, Media Relations
 Steven Blevins (steven.blevins@nuggets.com)

2021-22 SEASON SERIES RESULTS

Nov.14 @ Denver
 Nov.23 vs. Portland
 Jan.13 @ Denver
 Feb.27 vs. Portland

Denver, 124-95
 Portland, 119-100
 Denver, 140-108
 Denver, 124-92

2021-22 REGULAR SEASON VS. NUGGETS

DATE	SITE	TIME/RESULT
Nov.14	Denver	L, 95-124
Nov.23	Portland	W, 119-100
Jan.13	Denver	L, 108-140
Feb.27	Portland	L, 92-124

2020-21 REGULAR SEASON VS. NUGGETS

DATE	SITE	RESULT
Feb.23	Denver	L, 106-111
Apr.21	Portland	L, 105-106
May.16	Portland	W, 132-116

SERIES HISTORY VS. NUGGETS

	ALL-TIME	STREAKS	LAST WIN	LAST LOSS
Overall	101-90	Lost 2	Nov.23	Feb.27
Home	71-25	Lost 1	Nov.23	Feb.27
Road	29-65	Lost 3	Aug.6	Jan.13

2021-22 PORTLAND STATISTICS VS. DENVER

PLAYER	GP-GS	MIN	FG-ATT	FG%	3FG-ATT	3FG%	FT-FTA	FT%	OFF	DEF	TOT/AVG	AST	PF-D	STL	TO	BLK	PTS	AVG
C. McCallum	2-2	64.9	20-36	.556	10-19	.526	3-5	.600	2	3	5/2.5	5	1-4	4	2	0	53	26.5
A. Simons	3-2	79.6	17-41	.415	4-19	.211	8-10	.800	3	9	12/4.0	10	8-6	0	6	1	46	15.3
N. Little	3-1	80.0	13-33	.394	7-21	.333	7-9	.778	4	12	16/5.3	5	3-8	3	1	2	40	13.3
B. McLemore	4-1	59.0	10-25	.400	8-19	.421	2-3	.667	1	2	3/0.8	6	7-3	2	4	2	30	7.5
N. Powell	2-2	54.9	10-20	.500	2-8	.250	6-8	.750	0	4	4/2.0	4	5-6	3	3	1	28	14.0
D. Lillard	1-1	31.3	9-13	.692	5-8	.625	2-2	1.000	0	3	3/3.0	5	1-3	1	1	0	25	25.0
R. Covington	3-3	76.0	8-21	.381	4-13	.308	2-4	.500	4	14	18/6.0	3	5-3	6	4	3	22	7.3
D. Smith Jr.	3-1	63.3	8-16	.500	0-2	.000	5-7	.714	0	3	3/1.0	14	5-9	4	5	0	21	7.0
J. Nurkic	3-3	70.5	8-20	.400	0-5	.000	4-5	.800	4	17	21/7.0	10	7-3	2	7	2	20	6.7
G. Brown III	3-0	34.7	7-11	.636	0-3	.000	5-6	.833	2	4	6/2.0	1	3-6	4	1	1	19	6.3
T. Watford	3-0	49.8	7-14	.500	0-1	.000	5-7	.714	4	3	7/2.3	2	6-7	2	4	2	19	6.3
C. Elleby	4-1	63.5	7-22	.318	2-9	.222	2-2	1.000	4	9	13/3.3	9	8-3	6	2	2	18	4.5
D. Eubanks	1-1	28.6	6-9	.667	0-0	.000	1-2	.500	3	7	10/10.0	2	4-2	0	1	0	13	13.0
B. Williams	1-0	24.2	2-7	.286	2-5	.400	6-9	.667	0	0	0/0.0	7	2-5	0	3	0	12	12.0
J. Hart	1-1	31.2	5-12	.417	0-5	.000	1-2	.500	1	5	6/6.0	4	2-2	2	3	0	11	11.0
K. Blevins	2-0	20.6	3-6	.500	2-4	.500	0-2	.000	1	2	3/1.5	1	1-1	0	1	0	8	4.0
L. Nance Jr.	2-0	35.6	3-8	.375	0-2	.000	1-2	.500	5	4	9/4.5	4	2-2	2	0	1	7	3.5
C. Zeller	2-0	17.9	3-6	.500	0-0	.000	1-2	.500	2	1	3/1.5	3	3-1	0	0	1	7	3.5
T. Snell	3-0	39.6	3-10	.300	0-6	.000	0-0	.000	1	5	6/2.0	0	1-0	0	1	1	6	2.0
E. Hughes	1-0	9.1	2-5	.400	1-3	.333	0-0	.000	0	3	3/3.0	1	2-0	0	1	0	5	5.0
K. Johnson	1-1	25.8	2-10	.200	0-2	.000	0-0	.000	1	3	4/4.0	1	0-0	2	1	0	4	4.0
TEAM	48-20	960.0	153-345	.443	47-154	.305	61-87	.701	42	113	155/38.8	97	76-74	43	51	19	414	103.5

2021-22 DENVER STATISTICS VS. PORTLAND

PLAYER	GP-GS	MIN	FG-ATT	FG%	3FG-ATT	3FG%	FT-FTA	FT%	OFF	DEF	TOT/AVG	AST	PF-D	STL	TO	BLK	PTS	AVG
J. Green	4-4	109.7	24-37	.649	3-7	.429	11-12	.917	5	12	17/4.3	8	7-8	2	6	5	62	15.5
N. Jokic	3-3	82.5	22-32	.688	4-6	.667	8-8	1.000	3	32	35/11.7	27	6-11	1	8	2	56	18.7
M. Morris	4-4	98.8	19-36	.528	6-17	.353	5-5	1.000	0	10	10/2.5	8	5-4	3	5	0	49	12.3
F. Campozso	4-0	103.1	15-29	.517	8-20	.400	5-7	.714	1	10	11/2.8	24	11-7	9	9	2	43	10.8
A. Gordon	4-4	111.4	18-38	.474	1-7	.143	4-6	.667	4	12	16/4.0	9	3-12	0	5	1	41	10.3
J. Green	3-1	71.1	15-23	.652	4-8	.500	7-8	.875	2	14	16/5.3	3	8-7	4	2	1	41	13.7
W. Barton	3-3	82.4	12-30	.400	7-17	.412	4-8	.500	3	13	16/5.3	11	5-8	1	6	0	35	11.7
N. Hyland	3-0	45.9	11-22	.500	9-16	.563	4-4	1.000	1	6	7/2.3	6	9-4	2	3	0	35	11.7
Z. Nnaji	3-0	55.0	11-21	.524	5-9	.556	4-7	.714	9	17	26/8.7	0	3-4	1	4	2	32	10.7
A. Rivers	4-1	90.3	10-25	.400	7-21	.333	0-0	.000	0	4	4/1.0	5	8-1	4	2	0	27	6.8
D. Cousins	1-0	17.6	7-10	.700	2-3	.667	3-6	.500	2	6	8/8.0	6	4-6	1	3	1	19	19.0
B. Forbes	1-0	24.9	6-10	.600	5-6	.833	0-0	.000	0	1	1/1.0	1	2-0	1	1	0	17	17.0
P. Dozier	2-0	25.6	5-9	.556	4-7	.571	0-0	.000	2	4	6/3.0	5	2-1	1	0	0	14	7.0
D. Reed	2-0	10.3	3-4	.750	1-1	1.000	2-2	1.000	1	1	2/1.0	2	1-1	1	0	0	9	4.5
M. Howard	4-0	15.4	3-10	.300	1-7	.143	0-1	.000	0	1	1/0.3	2	0-1	1	0	0	7	1.8
V. Canchar	1-0	3.4	0-0	.000	0-0	.000	1-2	.500	0	0	0/0.0	0	0-1	0	0	0	1	1.0
B. Bol	2-0	9.2	0-0	.000	0-0	.000	0-0	.000	1	2	3/1.5	1	0-1	0	0	0	0	1.0
P. Cornelie	1-0	3.4	0-1	.000	0-0	.000	0-0	.000	1	2	2/2.0	0	0-0	0	1	0	0	0.0
TEAM	49-20	959.9	181-337	.537	67-152	.441	59-76	.776	35	146	181/45.3	118	74-76	31	55	14	488	122.0

2022-23 VS TRAIL BLAZERS

Oct. 24 at Portland
 Dec. 8 at Portland
 Dec. 23 at Denver
 Jan. 17 at Denver

2021-22 SEASON

48-34 (.585)
 in Northwest

PLAYOFFS

Lost to Golden State, 4-1

SERIES RESULTS SINCE 1996-97

DATE	SITE	W/L	SCORE	DATE	SITE	W/L	SCORE	DATE	SITE	W/L	SCORE	DATE	SITE	W/L	SCORE	DATE	SITE	W/L	SCORE
11/23/96	POR	W	105-65	2/23/02	POR	W	101-90	3/13/07	DEN	L	99-107	1/15/13	DEN	L	111-115*	1/22/18	DEN	L	101-104
12/5/96	DEN	W	115-104	3/9/02	DEN	L	106-109*	11/14/07	DEN	L	93-110	2/27/13	POR	L	109-111	4/9/18	DEN	L	82-88
4/7/97	DEN	W	110-104	11/2/02	POR	L	79-96	12/16/07	DEN	W	116-105	4/14/13	DEN	L	109-118	11/30/18	POR	L	112-113
4/16/97	POR	W	107-63	1/10/03	DEN	L	81-82	12/21/07	POR	W	99-96	11/1/13	DEN	W	113-98	1/13/19	DEN	L	113-116
1/18/98	POR	W	94-82	1/28/03	POR	W	98-92	2/4/08	POR	L	103-105*	1/23/14	POR	W	110-105	4/5/19	DEN	L	110-119
2/15/98	POR	W	117-82	2/26/03	DEN	W	94-84	12/22/08	DEN	L	89-97	2/25/14	DEN	W	100-95	4/7/19	POR	W	115-108
3/14/98	DEN	L	82-92	1/2/04	POR	L	96-106	12/23/08	POR	W	101-92	3/1/14	POR	W	102-96	10/23/19	POR	L	100-108
4/17/98	DEN	L	101-109	2/2/04	DEN	L	97-116	3/5/09	DEN	L	90-106	11/9/14	POR	W	116-100	12/12/19	DEN	L	99-114
2/17/99	POR	W	100-85	2/12/04	POR	L	98-107	4/15/09	POR	W	104-76	11/12/14	DEN	W	130-113	2/4/20	DEN	L	99-127
4/26/99	POR	W	93-77	4/10/04	DEN	L	100-110*	10/29/09	POR	L	94-97	12/2/14	DEN	W	105-103	8/6/20	DEN	W	125-115
5/2/99	DEN	W	110-102	2/2/05	POR	W	97-94	12/25/09	POR	W	107-96	3/28/15	POR	W	120-114	2/23/21	DEN	L	106-111
11/5/99	POR	W	95-83	3/7/05	DEN	L	98-111	3/7/10	DEN	L	106-118	11/9/15	DEN	L	104-108	4/21/21	POR	L	105-106
11/12/99	DEN	W	93-78	4/2/05	POR	L	97-103	4/1/10	DEN	L	92-109	12/30/15	POR	W	110-103	5/16/21	POR	W	132-116
12/20/99	DEN	L	88-97	4/19/05	DEN	L	115-119	11/18/10	POR	W	86-83	1/3/16	DEN	W	112-106	11/14/21	DEN	L	95-124
4/19/00	POR	L	95-96	11/4/05	DEN	L	68-107	12/28/10	DEN	L	77-95	4/13/16	POR	W	107-99	11/23/21	POR	W	119-100
11/9/00	POR	W	107-91	1/25/06	POR	L	94-97	2/2/11	DEN	L	90-109	10/29/16	DEN	W	115-113*	1/13/22	DEN	L	108-140
12/22/00	DEN	L	96-116	2/4/06	DEN	L	104-105	2/25/11	POR	W	107-106*	11/13/16	POR	W	112-105	2/27/22	POR	L	92-124
2/20/01	POR	W	104-94	4/10/06	POR	L	98-110	12/29/11	POR	W	111-102	12/15/16	DEN	L	120-132	--	--	--	--
4/3/01	DEN	L	92-94	1/14/07	POR	L	93-109	2/4/12	POR	W	117-97	3/28/17	POR	W	122-113	--	--	--	--
11/23/01	POR	W	97-90	1/31/07	POR	W	100-91	2/29/12	DEN	L	95-104	11/13/17	POR	W	99-82	--	--	--	--
2/5/02	DEN	L	96-97	2/2/07	DEN	L	107-114*	12/20/12	POR	W	101-93	12/22/17	POR	L	85-102	--	--	--	--

* overtime



DETROIT PISTONS



Owner Tom Gores
 Vice Chairman Arn Tellem
 General Manager Troy Weaver
 Associate General Manager George David
 Assistant General Manager Josh Bartelstein
 Assistant General Manager/President - Motor City Cruise Rob Murphy
 Assistant General Manager Tony Leotti
 Head Coach Dwane Casey
 Assistant Coaches Rex Kalamian, Jerome Allen, Jim Moran, Bill Bayno
 Sr. Advisor/Player Development John Beilein
 Assistant/Player Development Coach & Head Coach of Motor City Cruise D.J. Bakker
 Player Development Coaches .. Drew Jones, Jordan Brink, Austin Dufault, Brandon Bailey, Keith Bogans, Rashard Lewis
 Sr. Director, Medical Sebastien Poirier
 Head Athletic Trainer Rachel Cutts
 Sr. Director, Performance Trent Salo
 Head Strength & Conditioning Coach Jordan Sabourin
 Home Court Little Caesars Arena (20, 332)
 Team Colors Red, White, Blue
 Cable Television Bally Sports Detroit - Broadcasters: George Blaha, Greg Kelser
 Radio 97.1 The Ticket - Broadcasters: Mark Champion, Rick Mahorn, George Blaha

DETROIT PR STAFF

Sr. Vice President, Public Relations
 Kevin Grigg

Vice President, Public Relations
 Cletus Lewis

Manager, Public Relations
 Josh Schur

Director, Communications
 Clark Williams

2021-22 SEASON SERIES RESULTS

Nov.30 vs. Portland Portland, 110-92
 Mar.21 @ Detroit Portland, 119-115

2021-22 REGULAR SEASON VS. PISTONS

DATE	SITE	TIME/RESULT
Nov.30	Portland	W, 110-92
Mar.21	Detroit	W, 119-115

2020-21 REGULAR SEASON VS. PISTONS

DATE	SITE	RESULT
Mar.31	Detroit	W, 124-101
Apr.10	Portland	W, 118-103

SERIES HISTORY VS. PISTONS

	ALL-TIME	STREAKS	LAST WIN	LAST LOSS
Overall	68-55	Won 5	Mar.21	Mar.30
Home	42-19	Won 5	Nov.30	Jan.8
Road	26-36	Won 2	Mar.21	Mar.30

2021-22 PORTLAND STATISTICS VS. DETROIT

PLAYER	GP-GS	MIN	FG-ATT	FG%	3FG-ATT	3FG%	FT-FTA	FT%	OFF	DEF	TOT/AVG	AST	PF-D	STL	TO	BLK	PTS	AVG
B. McLemore	2-0	48.8	12-26	.462	9-21	.429	5-7	.714	1	6	7/3.5	3	5-5	3	3	1	38	19.0
C. McCollum	1-1	36.2	11-26	.423	4-11	.364	2-2	1.000	1	3	4/4.0	6	0-2	2	1	0	28	28.0
B. Williams	1-1	33.4	6-17	.353	0-3	.000	11-11	1.000	2	4	6/6.0	3	2-7	3	2	0	23	23.0
D. Eubanks	1-1	31.3	5-8	.625	0-1	.000	7-8	.875	5	3	8/8.0	2	3-5	0	0	1	17	17.0
C. Elleby	2-1	28.4	5-8	.625	2-4	.500	4-7	.571	3	6	9/4.5	2	2-6	3	2	1	16	8.0
T. Watford	2-1	33.1	6-11	.545	0-0	.000	3-6	.500	1	3	4/2.0	4	5-5	4	2	3	15	7.5
J. Nurkic	1-1	27.0	5-8	.625	0-0	.000	3-5	.600	4	4	8/8.0	5	4-8	1	2	1	13	13.0
A. Simons	1-1	35.6	5-14	.357	2-6	.333	0-0	.000	0	6	6/6.0	5	4-0	0	2	1	12	12.0
D. Smith Jr.	1-0	16.9	4-11	.364	0-3	.000	3-3	1.000	2	2	4/4.0	3	0-2	1	0	1	11	11.0
J. Winslow	1-1	30.4	3-12	.250	0-2	.000	4-4	1.000	4	5	9/9.0	3	1-4	1	2	1	10	10.0
T. Snell	1-1	26.6	3-7	.429	2-5	.400	1-1	1.000	0	4	4/4.0	0	1-1	1	0	0	9	9.0
G. Brown III	2-0	15.2	2-3	.667	0-0	.000	4-8	.500	2	1	3/1.5	0	6-4	1	0	0	8	4.0
R. Covington	1-1	24.1	3-10	.300	2-6	.333	0-0	.000	0	3	3/3.0	1	3-0	1	0	1	8	8.0
E. Hughes	1-0	6.2	3-5	.600	1-3	.333	0-0	.000	0	2	2/2.0	0	1-0	0	0	0	7	7.0
L. Nance Jr.	1-0	25.3	3-5	.600	0-1	.000	0-0	.000	1	2	3/3.0	2	2-1	0	0	0	6	6.0
C. Zeller	1-0	17.4	1-1	1.000	0-0	.000	2-2	1.000	1	5	6/6.0	1	5-2	0	2	0	4	4.0
K. Dunn	1-0	27.0	1-8	.125	0-1	.000	1-1	1.000	0	2	2/2.0	5	2-1	0	0	1	3	3.0
K. Johnson	1-0	14.0	0-4	.000	0-3	.000	1-2	.500	0	2	2/2.0	1	2-1	2	0	0	1	1.0
K. Blevins	1-0	3.2	0-0	.000	0-0	.000	0-0	.000	0	0	0/0.0	0	0-0	0	1	0	0	0.0
TEAM	23-10	480.0	78-184	.424	22-70	.314	51-67	.761	27	63	90/45.0	46	48-54	23	19	12	229	114.5

2021-22 DETROIT STATISTICS VS. PORTLAND

PLAYER	GP-GS	MIN	FG-ATT	FG%	3FG-ATT	3FG%	FT-FTA	FT%	OFF	DEF	TOT/AVG	AST	PF-D	STL	TO	BLK	PTS	AVG
C. Cunningham	2-2	68.6	20-30	.667	6-10	.600	5-7	.714	0	10	10/5.0	8	9-4	5	15	4	51	25.5
S. Bey	2-2	59.6	7-26	.269	5-17	.294	8-8	1.000	1	6	7/3.5	6	4-4	1	1	0	27	13.5
K. Hayes	2-2	66.8	7-19	.368	1-7	.143	8-9	.889	2	9	11/5.5	8	9-6	1	5	1	23	11.5
I. Stewart	2-2	64.3	6-12	.500	0-2	.000	11-12	.917	10	17	27/13.5	2	8-10	0	3	3	23	11.5
M. Bagley III	1-1	28.8	6-9	.667	0-1	.000	3-3	1.000	3	6	9/9.0	2	2-3	0	0	0	15	15.0
J. Grant	1-1	35.2	4-14	.286	0-4	.000	6-7	.857	0	3	3/3.0	3	2-3	0	5	1	14	14.0
L. Garza	2-0	19.9	2-4	.500	0-1	.000	9-13	.692	1	1	2/1.0	0	4-9	2	1	1	13	6.5
F. Jackson	1-0	24.0	3-10	.300	2-7	.286	2-2	1.000	0	2	2/2.0	0	2-1	0	1	0	10	10.0
S. Lee	1-0	19.5	3-7	.429	1-2	.500	2-2	1.000	1	2	3/3.0	2	3-1	1	0	0	9	9.0
C. Joseph	1-0	20.7	2-5	.400	1-2	.500	1-2	.500	0	4	4/4.0	4	1-3	1	1	1	6	6.0
I. Livers	1-0	24.9	1-7	.143	1-7	.143	2-3	.667	0	5	5/5.0	2	4-1	0	2	0	5	5.0
T. Lyles	1-0	11.8	2-8	.250	0-3	.000	1-1	1.000	0	2	2/2.0	1	1-2	0	0	0	5	5.0
J. Pickett	1-0	14.1	2-7	.286	1-5	.200	0-0	.000	1	2	3/3.0	1	4-0	0	0	0	5	5.0
H. Diallo	1-0	9.6	0-0	.000	0-0	.000	1-2	.500	0	3	3/3.0	0	1-1	0	1	0	1	1.0
J. Jackson	1-0	7.5	0-2	.000	0-1	.000	0-0	.000	0	2	2/2.0	0	0-0	1	0	1	0	0.0
R. McGruder	1-0	4.7	0-1	.000	0-1	.000	0-0	.000	0	0	0/0.0	0	0-0	0	1	0	0	0.0
TEAM	21-10	480.0	65-161	.404	18-70	.257	59-71	.831	19	74	93/46.5	39	54-48	12	36	12	207	103.5

2022-23 VS TRAIL BLAZERS

Jan. 2 at Portland
Mar. 7 at Detroit

2021-22 SEASON

23-59 (.280)
in Central

PLAYOFFS

Did not qualify

SERIES RESULTS SINCE 1996-97

DATE	SITE	W/L	SCORE	DATE	SITE	W/L	SCORE	DATE	SITE	W/L	SCORE	DATE	SITE	W/L	SCORE
1/14/97	POR	W	95-86	12/30/02	DET	W	85-74	11/13/07	POR	W	102-94	3/16/13	POR	W	112-101
1/29/97	DET	L	89-98	3/2/03	POR	W	103-86	2/8/08	DET	L	82-91	11/11/13	POR	W	109-103
11/10/97	POR	W	86-82	12/31/03	DET	L	71-78	11/30/08	DET	W	96-85	12/15/13	DET	W	111-109*
11/20/97	DET	W	93-87	3/4/04	POR	L	68-83	1/7/09	POR	W	84-83	12/9/14	DET	W	98-86
3/11/00	DET	W	99-94	12/18/04	DET	W	75-74	11/18/09	POR	W	87-81	3/13/15	POR	W	118-99
3/22/00	POR	L	95-104	3/1/05	POR	L	93-103	1/23/10	DET	W	97-93	11/8/15	POR	L	103-120
12/9/00	POR	W	114-83	11/11/05	POR	L	81-84	11/9/10	POR	W	100-78	3/6/16	DET	L	103-123
1/14/01	DET	W	103-96	12/20/05	DET	L	89-93	2/13/11	DET	W	105-100	1/8/17	POR	L	124-125**
11/11/01	DET	W	100-98	12/5/06	DET	W	88-85	1/21/12	DET	L	91-94	2/28/17	DET	L	113-120*
12/21/01	POR	W	83-81	3/14/07	POR	L	75-87	11/26/12	DET	L	101-108	2/5/18	DET	L	91-111

* overtime



GOLDEN STATE WARRIORS



Co-Executive Chairman & CEO Joe Lacob
 Co-Executive Chairman Peter Guber
 President & Chief Operating Officer Brandon Schneider
 President of Basketball Operations/General Manager Bob Myers
 Executive Vice President, Basketball Operations Kirk Lacob
 Director of Player Personnel/Assistant GM Larry Harris
 Vice President, Basketball Operations Mike Dunleavy Jr.
 Head Coach Steve Kerr
 Assistant Coaches Ron Adams, Kenny Atkinson, Mike Brown, Chris DeMarco, Bruce Fraser, DeJan Mилоjević
 Assistant Coach/Director of Player Development Jama Mahlalela
 Player Development Coaches Leandro Barbosa, Jacob Rubin, Kris Weems
 Vice President, Player Health and Performance Dr. Rick Celebrini
 Director, Medical Services Drew Yoder
 Address 1 Warriors Way, San Francisco, CA 94158
 Phone 415-388-0100
 Arena (capacity) Chase Center (18,064)
 Radio KGMZ-FM (95.7 The Game): Tim Roye, Jim Barnett, Tom Tolbert
 TV NBC Sports Bay Area: Bob Fitzgerald, Kelenna Azubuike

GOLDEN STATE PR STAFF

Sr. Vice President, Communications
 Raymond Ridder (rridder@warriors.com)

Sr. Director, Public Relations
 Brett Winkler (bwinkler@warriors.com)

Director, Basketball Communications
 Michael Ravina (mravina@warriors.com)

Director, Publications & Statistical Information
 Darryl Arata (darata@warriors.com)

Manager, Public Relations
 Cole Lawrence (clawrence@warriors.com)

2021-22 SEASON SERIES RESULTS

Nov.26 @ Golden State Golden State, 118-103
 Dec.8 @ Golden State Golden State, 104-94
 Feb.24 vs. Portland Golden State, 132-95

2021-22 REGULAR SEASON VS. WARRIORS

DATE	SITE	TIME/RESULT
Nov.26	Golden State	L, 103-118
Dec.8	Golden State	L, 94-104
Feb.24	Portland	L, 95-132

2020-21 REGULAR SEASON VS. WARRIORS

DATE	SITE	RESULT
Jan.1	Golden State	W, 123-98
Jan.3	Golden State	L, 122-137
Mar.3	Portland	W, 108-106

SERIES HISTORY VS. WARRIORS

	ALL-TIME	STREAKS	LAST WIN	LAST LOSS
Overall	129-109	Lost 3	Mar.3	Feb.24
Home	86-32	Lost 1	Mar.3	Feb.24
Road	43-77	Lost 3	Jan.1	Dec.8

2021-22 PORTLAND STATISTICS VS. GOLDEN STATE

PLAYER	GP-GS	MIN	FG-ATT	FG%	3FG-ATT	3FG%	FT-FTA	FT%	OFF	DEF	TOT/AVG	AST	PF-D	STL	TO	BLK	PTS	AVG
A. Simons	2-1	57.4	14-27	.519	9-17	.529	6-6	1.000	1	8	9/4.5	5	5-9	3	6	0	43	21.5
N. Powell	2-2	68.3	14-32	.438	2-8	.250	11-13	.846	0	1	1/0.5	7	3-10	1	5	0	41	20.5
J. Nurkic	2-2	51.7	11-23	.478	0-3	.000	7-11	.636	3	14	17/8.5	9	10-7	1	6	0	29	14.5
N. Little	2-1	45.5	5-12	.417	2-6	.333	9-13	.692	1	10	11/5.5	1	2-6	0	1	1	21	10.5
R. Covington	2-2	65.6	7-18	.389	2-10	.200	0-0	.000	2	10	12/6.0	3	6-0	3	0	0	16	8.0
D. Lillard	1-1	38.0	5-15	.333	2-7	.286	4-4	1.000	0	0	0/0.0	6	1-5	1	4	0	16	16.0
C. McCollum	1-1	39.2	6-17	.353	3-6	.500	1-2	.500	3	4	7/7.0	4	2-1	0	1	1	16	16.0
J. Winslow	1-1	21.9	5-11	.455	2-3	.667	2-4	.500	1	1	2/2.0	2	4-2	0	0	0	14	14.0
J. Hart	1-1	26.9	5-11	.455	0-5	.000	2-2	1.000	0	6	6/6.0	4	4-1	1	3	0	12	12.0
B. McLemore	2-0	42.0	4-14	.286	3-13	.231	1-2	.500	0	5	5/2.5	3	5-3	1	3	0	12	6.0
L. Nance Jr.	2-0	47.0	4-13	.308	1-5	.200	3-4	.750	3	10	13/6.5	8	3-3	1	2	1	12	6.0
D. Smith Jr.	1-1	41.9	5-9	.556	0-2	.000	2-2	1.000	1	5	6/6.0	5	4-2	1	4	2	12	12.0
B. Williams	1-0	19.5	4-9	.444	1-3	.333	3-3	1.000	1	1	2/2.0	0	2-3	0	2	0	12	12.0
T. Watford	1-0	22.9	2-5	.400	0-0	.000	5-6	.833	0	1	1/1.0	2	4-3	1	1	0	9	9.0
G. Brown III	1-0	25.5	3-6	.500	1-3	.333	1-2	.500	0	1	1/1.0	1	2-1	1	2	2	8	8.0
C. Elleby	2-1	28.5	2-6	.333	1-4	.250	3-4	.750	2	4	6/3.0	2	3-2	1	0	0	8	4.0
E. Hughes	1-0	10.6	2-4	.500	1-3	.333	0-0	.000	0	1	1/1.0	0	1-1	1	0	0	5	5.0
K. Johnson	1-0	17.5	1-5	.200	0-1	.000	2-2	1.000	0	4	4/4.0	0	2-1	0	2	1	4	4.0
D. Eubanks	1-1	21.0	1-2	.500	0-0	.000	0-0	.000	2	3	5/5.0	0	2-1	0	1	0	2	2.0
K. Blevins	1-0	6.7	0-1	.000	0-1	.000	0-0	.000	0	0	0/0.0	0	0-0	0	1	1	0	0.0
T. Snell	2-0	22.8	0-5	.000	0-3	.000	0-0	.000	0	1	1/0.5	1	1-0	0	0	0	0	0.0
TEAM	30-15	720.0	100-245	.408	30-103	.291	62-80	.775	20	90	110/36.7	63	66-61	17	44	9	292	97.3

2021-22 GOLDEN STATE STATISTICS VS. PORTLAND

PLAYER	GP-GS	MIN	FG-ATT	FG%	3FG-ATT	3FG%	FT-FTA	FT%	OFF	DEF	TOT/AVG	AST	PF-D	STL	TO	BLK	PTS	AVG
S. Curry	3-3	98.9	25-55	.455	14-39	.359	8-9	.889	2	12	14/4.7	24	8-6	3	10	1	72	24.0
J. Poole	3-2	94.1	15-36	.417	6-22	.273	13-14	.929	2	5	7/2.3	13	8-14	4	4	1	49	16.3
A. Wiggins	3-3	92.5	18-38	.474	7-18	.389	6-8	.750	4	8	12/4.0	5	8-6	4	1	1	49	16.3
K. Looney	3-3	52.9	16-21	.762	0-0	.000	1-2	.500	6	13	19/6.3	3	7-3	1	0	1	33	11.0
O. Porter Jr.	3-0	63.5	9-18	.500	4-10	.400	5-5	1.000	3	16	19/6.3	3	1-5	2	4	2	27	9.0
G. Payton II	3-1	43.7	8-13	.615	2-3	.667	1-2	.500	0	2	2/0.7	1	7-2	4	0	0	19	6.3
K. Thompson	1-1	24.9	6-11	.545	4-7	.571	2-2	1.000	1	4	5/5.0	2	0-1	0	0	0	18	18.0
N. Bjelica	3-0	38.9	7-15	.467	0-6	.000	3-5	.600	4	6	10/3.3	6	4-3	1	4	3	17	5.7
D. Green	2-2	66.8	6-13	.462	0-2	.000	5-9	.556	3	15	18/9.0	20	5-8	3	9	4	17	8.5
J. Kuminga	1-0	27.4	3-7	.429	1-2	.500	10-12	.833	1	7	8/8.0	1	3-8	1	3	2	17	17.0
J. Toscano-Anderson	3-0	56.5	6-13	.462	1-6	.167	3-4	.750	4	15	19/6.3	6	5-5	2	5	0	16	5.3
D. Lee	2-0	35.5	4-10	.400	0-2	.000	3-3	1.000	0	6	6/3.0	3	3-3	1	1	0	11	5.5
M. Moody	1-0	12.0	1-4	.250	1-4	.250	3-4	.750	1	1	2/2.0	0	0-2	0	0	0	6	6.0
C. Chiozza	1-0	12.5	1-4	.250	1-3	.333	0-0	.000	0	0	0/0.0	2	2-0	1	1	0	3	3.0
TEAM	32-15	720.0	125-258	.484	41-124	.331	63-79	.797	31	110	141/47.0	89	61-66	27	42	15	354	118.0



2022-23 VS TRAIL BLAZERS

Dec. 30 at San Francisco
 Feb. 8 at Portland
 Feb. 28 at San Francisco
 Apr. 9 at Portland

2021-22 SEASON

53-29 (.646)
 in Pacific

PLAYOFFS

Defeated Denver, 4-1
 Defeated Memphis, 4-2
 Defeated Dallas, 4-1
 Defeated Boston, 4-2

SERIES RESULTS SINCE 1996-97

DATE	SITE	W/L	SCORE	DATE	SITE	W/L	SCORE	DATE	SITE	W/L	SCORE	DATE	SITE	W/L	SCORE	DATE	SITE	W/L	SCORE
11/5/96	GSW	W	111-93	10/31/01	POR	W	92-87	11/3/06	GSW	L	89-102	3/25/12	POR	W	90-87	12/11/17	GSW	L	104-111
11/29/96	POR	W	119-93	11/4/01	GSW	L	86-96	3/11/07	POR	W	106-87	4/11/12	POR	W	118-110	2/14/18	POR	W	123-117
12/1/96	GSW	L	70-98	4/2/02	GSW	L	91-107	4/18/07	POR	L	98-120	1/11/13	GSW	L	97-103	3/9/18	POR	W	125-108
4/1/97	POR	L	82-91	4/6/02	POR	W	113-86	12/12/07	POR	W	105-95	3/30/13	GSW	L	98-125	11/23/18	GSW	L	97-125
11/15/97	GSW	W	99-87	12/20/02	GSW	W	113-111	1/9/08	POR	W	109-91	4/17/13	POR	L	88-99	12/27/18	GSW	W	110-109*
1/27/98	POR	L	78-82	2/19/03	POR	W	125-98	3/2/08	GSW	L	104-110	11/23/13	GSW	W	113-101	12/29/18	POR	L	105-115
2/17/98	POR	W	101-83	4/1/03	POR	W	100-86	3/27/08	GSW	L	95-111	1/26/14	GSW	L	88-103	2/13/19	POR	W	129-107
3/23/98	GSW	W	99-83	4/4/03	GSW	W	122-100	11/18/08	GSW	L	106-111	3/16/14	POR	L	112-113	11/4/19	GSW	L	118-127
2/14/99	GSW	L	100-105**	11/23/03	GSW	L	72-78	1/10/09	POR	W	119-100	4/13/14	POR	W	119-117*	12/18/19	POR	W	122-112
2/20/99	POR	W	90-84	1/24/04	POR	L	87-105	2/12/09	GSW	L	98-105	11/2/14	POR	L	90-95	1/20/20	POR	W	129-124*
3/23/99	POR	W	79-72	2/20/04	GSW	W	94-93	11/20/09	GSW	L	94-108	3/24/15	POR	L	108-122	1/1/21	GSW	W	123-98
3/30/99	GSW	L	90-93	4/7/04	POR	W	87-81	1/2/10	POR	W	105-89	4/9/15	GSW	L	105-116	1/3/21	GSW	L	122-137
12/23/99	POR	W	111-91	11/3/04	GSW	W	78-75	3/11/10	GSW	W	110-105	1/8/16	POR	L	108-128	3/3/21	POR	W	108-106
2/15/00	GSW	W	92-83	1/1/05	POR	W	97-88	4/14/10	POR	L	116-122	2/19/16	POR	W	137-105	11/26/21	GSW	L	103-118
2/16/00	POR	W	99-95	4/6/05	POR	L	102-104	12/18/10	POR	W	96-95	3/11/16	GSW	L	112-128	12/8/21	GSW	L	94-104
3/24/00	GSW	W	96-83	4/15/05	GSW	L	88-108	12/25/10	GSW	L	102-109	4/3/16	GSW	L	111-136	2/24/22	POR	L	95-132
12/12/00	GSW	W	101-93	11/18/05	POR	L	80-91	4/5/11	POR	L	87-108	11/1/16	POR	L	104-127	--	--	--	--
3/3/01	POR	W	122-91	1/28/06	GSW	L	83-98	4/13/11	GSW	L	86-110	12/17/16	GSW	L	90-135	--	--	--	--
4/6/01	GSW	W	122-91	4/15/06	POR	L	81-86	1/25/12	GSW	L	93-101	1/4/17	GSW	L	117-125	--	--	--	--
4/10/01	POR	W	116-88	4/17/06	GSW	L	79-93	2/15/12	GSW	W	93-91	1/29/17	POR	L	111-113	--	--	--	--

* overtime



HOUSTON ROCKETS



Owner Tilman J. Fertitta
 General Manager Rafael Stone
 Head Coach Stephen Silas
 Assistant Coaches John Lucas, Jeff Hornacek, Will Weaver, Rick Higgins, DeSagana Diop
 Medical Director Dr. David Crumie
 Head Athletic Trainer/Director of Athlete Care & Science Jason Biles
 Address Toyota Center, 1510 Polk Street, Houston, TX 77002
 Home Court Toyota Center (18,055) - 2003
 Team Colors Red, black, silver and white
 Television AT&T SportsNet: Craig Ackerman, Ryan Hollins, Cayleigh Griffin
 Radio KBME (790 AM): Matt Thomas
 Spanish Radio TUDN (1010 AM): Adrian Chavarria
 Phone 713-758-7200
 Twitter @HoustonRockets (@RocketsPR)

HOUSTON PR STAFF

VP, Media and Player Relations
 Tracey Hughes (traceyh@rocketball.com)

Senior Manager, Media Relations
 Sean McCloskey (seanm@rocketball.com)

Media Relations Coordinator
 Tomorrow Huff (tomorrowh@rocketball.com)

2021-22 SEASON SERIES RESULTS

Nov.12 @ Houston Portland, 104-92
 Jan.28 @ Houston Portland, 125-110
 Mar.25 vs. Portland Houston, 125-106
 Mar.26 vs. Portland Houston, 115-98

2021-22 REGULAR SEASON VS. ROCKETS

DATE	SITE	TIME/RESULT
Nov.12	Houston	W, 104-92
Jan.28	Houston	W, 125-110
Mar.25	Portland	L, 106-125
Mar.26	Portland	L, 98-115

2020-21 REGULAR SEASON VS. ROCKETS

DATE	SITE	RESULT
Dec.26	Portland	W, 128-126 (OT)
Jan.28	Houston	L, 101-104
May.10	Portland	W, 140-129

SERIES HISTORY VS. ROCKETS

	ALL-TIME	STREAKS	LAST WIN	LAST LOSS
Overall	93-114	Lost 2	Jan.28	Mar.26
Home	56-48	Lost 2	May.10	Mar.26
Road	37-66	Won 2	Jan.28	Jan.28

2021-22 PORTLAND STATISTICS VS. HOUSTON

PLAYER	GP-GS	MIN	FG-ATT	FG%	3FG-ATT	3FG%	FT-FTA	FT%	OFF	DEF	TOT/AVG	AST	PF-D	STL	TO	BLK	PTS	AVG
C. McCollum	2-2	75.8	17-41	.415	5-13	.385	4-5	.800	1	10	11/5.5	10	6-5	2	1	0	43	21.5
T. Watford	3-2	75.5	18-27	.667	0-2	.000	4-7	.571	7	10	17/5.7	14	8-5	5	8	0	40	13.3
B. McLemore	3-0	68.8	12-26	.462	8-20	.400	6-7	.857	0	5	5/1.7	1	6-4	2	3	1	38	12.7
J. Nurkic	2-2	61.7	9-14	.643	0-0	.000	19-21	.905	4	18	22/11.0	2	7-15	4	9	2	37	18.5
A. Simons	2-1	54.2	14-26	.538	7-15	.467	0-0	.000	2	3	5/2.5	7	6-0	1	7	0	35	17.5
D. Eubanks	2-2	59.7	14-22	.636	0-1	.000	4-8	.500	11	10	21/10.5	3	4-10	2	4	0	32	16.0
K. Johnson	2-2	54.1	9-22	.409	4-10	.400	2-2	1.000	3	2	5/2.5	1	6-3	2	8	2	24	12.0
N. Powell	2-2	64.3	9-19	.474	1-5	.200	4-6	.667	1	7	8/4.0	3	6-5	4	2	0	23	11.5
C. Elleby	2-2	60.1	9-20	.450	3-8	.375	1-3	.333	3	9	12/6.0	5	5-3	2	3	1	22	11.0
K. Dunn	2-0	40.0	6-11	.545	0-1	.000	8-8	1.000	1	5	6/3.0	10	5-5	3	8	0	20	10.0
D. Lillard	1-1	38.2	6-16	.375	4-9	.444	4-5	.800	0	6	6/6.0	7	1-4	0	2	1	20	20.0
R. Covington	2-2	60.6	6-17	.353	5-14	.357	2-2	1.000	2	7	9/4.5	1	6-7	3	1	4	19	9.5
B. Williams	2-2	57.2	7-25	.280	1-11	.091	2-2	1.000	2	4	6/3.0	10	4-1	1	3	2	17	8.5
N. Little	1-0	27.8	6-10	.600	1-4	.250	0-1	.000	1	13	14/14.0	2	3-2	2	1	1	13	13.0
G. Brown III	2-0	26.6	6-11	.545	0-3	.000	0-0	.000	4	2	6/3.0	3	3-2	2	2	0	12	6.0
E. Hughes	2-0	44.0	4-12	.333	1-6	.167	1-1	1.000	0	7	7/3.5	2	1-3	1	0	1	10	5.0
L. Nance Jr.	1-0	20.1	3-7	.429	0-2	.000	3-5	.600	2	2	4/4.0	2	2-3	1	1	0	9	9.0
C. Zeller	1-0	8.5	2-2	1.000	0-0	.000	5-6	.833	0	0	0/0.0	0	2-3	0	1	0	9	9.0
K. Blevins	2-0	30.1	2-14	.143	2-7	.286	1-2	.500	4	3	7/3.5	4	3-1	2	0	0	7	3.5
T. Snell	2-0	21.1	1-4	.250	1-4	.250	0-0	.000	1	2	3/1.5	1	7-0	0	0	0	3	1.5
D. Smith Jr.	1-0	11.9	0-0	.000	0-0	.000	0-0	.000	0	1	1/1.0	2	0-0	1	0	0	0	0.0
TEAM	39-20	960.0	160-346	.462	43-135	.319	70-91	.769	49	126	175/43.8	90	91-81	40	64	15	433	108.3

2021-22 HOUSTON STATISTICS VS. PORTLAND

PLAYER	GP-GS	MIN	FG-ATT	FG%	3FG-ATT	3FG%	FT-FTA	FT%	OFF	DEF	TOT/AVG	AST	PF-D	STL	TO	BLK	PTS	AVG
J. Green	4-4	123.7	25-53	.472	14-31	.452	10-13	.769	1	19	20/5.0	9	5-11	2	11	1	74	18.5
C. Wood	4-4	124.3	21-47	.447	3-19	.158	7-10	.700	3	44	47/11.8	9	7-16	3	7	5	52	13.0
J. Tate	4-4	94.4	19-37	.514	6-16	.375	7-9	.778	4	14	18/4.5	8	17-10	4	7	1	51	12.8
K. Martin Jr.	4-0	84.2	21-30	.700	2-5	.400	5-8	.625	4	6	10/2.5	5	6-5	3	4	3	49	12.3
A. Sengun	4-0	77.2	16-27	.593	3-5	.600	12-17	.706	6	14	20/5.0	8	10-17	3	9	2	47	11.8
K. Porter Jr.	3-3	85.5	15-34	.441	6-17	.353	5-9	.556	3	6	9/3.0	23	7-7	1	6	1	41	13.7
G. Mathews	3-2	74.0	8-19	.421	7-18	.389	9-10	.900	1	2	3/1.0	5	7-9	5	1	0	32	10.7
J. Christopher	4-0	61.7	13-22	.591	3-8	.375	2-4	.500	3	7	10/2.5	8	3-4	2	4	1	31	7.8
D. Schroder	2-0	52.0	8-16	.500	4-8	.500	4-4	1.000	0	4	4/2.0	11	4-3	7	6	2	24	12.0
E. Gordon	3-2	87.7	8-22	.364	2-13	.154	5-7	.714	2	6	8/2.7	5	6-5	3	4	3	23	7.7
D. Theis	1-1	28.9	4-9	.444	1-5	.200	0-0	.000	2	3	5/5.0	1	5-0	1	1	1	9	9.0
D. House Jr.	1-0	15.6	1-5	.200	0-1	.000	3-4	.750	0	3	3/3.0	1	1-2	1	1	0	5	5.0
D. Nix	2-0	21.1	0-4	.000	0-2	.000	4-4	1.000	1	2	3/1.5	5	2-2	1	0	0	4	2.0
D. Augustin	2-0	19.8	0-4	.000	0-3	.000	0-0	.000	1	0	1/0.5	1	0-0	0	2	0	0	0.0
A. Brooks	1-0	7.0	0-2	.000	0-2	.000	0-0	.000	0	1	1/1.0	0	0-0	0	1	0	0	0.0
B. Fernando	1-0	2.9	0-0	.000	0-0	.000	0-0	.000	0	0	0/0.0	0	1-0	0	0	0	0	0.0
TEAM	43-20	959.9	159-331	.480	51-153	.333	73-99	.737	31	131	162/40.5	99	81-91	36	64	20	442	110.5

2022-23 VS TRAIL BLAZERS

Oct. 28 at Portland
 Dec. 17 at Houston
 Feb. 26 at Portland

2021-22 SEASON

20-62 (.244)
 in Southwest

PLAYOFFS

Did not qualify

SERIES RESULTS SINCE 1996-97

DATE	SITE	W/L	SCORE	DATE	SITE	W/L	SCORE	DATE	SITE	W/L	SCORE	DATE	SITE	W/L	SCORE	DATE	SITE	W/L	SCORE
11/26/96	HOU	L	101-102*	11/20/01	POR	L	87-94	12/20/06	POR	W	89-87	2/8/12	POR	L	96-103	3/30/17	POR	W	117-107
12/15/96	POR	L	89-99	12/18/01	HOU	W	101-92	1/26/07	HOU	L	69-99	4/9/12	POR	L	89-94	12/9/17	POR	L	117-124
1/2/97	HOU	W	112-96	4/12/02	HOU	W	80-79	4/6/07	HOU	W	85-78	11/3/12	HOU	W	95-85*	1/10/18	HOU	L	112-121
2/15/97	POR	W	109-105	4/17/02	POR	W	92-79	4/11/07	POR	L	95-99	11/16/12	POR	W	119-117*	3/20/18	POR	L	111-115
11/7/97	HOU	W	86-85	11/12/02	HOU	L	83-86	11/3/07	HOU	L	80-89	2/8/13	HOU	L	103-118	4/5/18	HOU	L	94-96
11/28/97	POR	L	89-98	11/26/02	POR	W	77-71	1/25/08	POR	L	79-89	4/5/13	POR	L	98-116	10/30/18	HOU	W	104-85
1/3/98	HOU	W	97-95	3/19/03	POR	W	94-83	2/11/08	HOU	L	83-95	11/5/13	POR	L	101-116	12/11/18	HOU	L	104-111
2/13/98	POR	W	105-81	4/8/03	HOU	W	81-66	4/3/08	POR	L	86-95	12/12/13	POR	W	111-104	1/5/19	POR	W	110-101
3/7/99	POR	W	111-71	11/21/03	POR	W	85-78	11/6/08	POR	W	101-99*	1/20/14	HOU	L	113-126	11/18/19	HOU	L	108-132
3/16/99	HOU	L	93-101	12/9/03	HOU	L	91-93	2/24/09	HOU	L	94-98	3/9/14	HOU	L	113-118*	1/15/20	HOU	W	117-107
4/15/99	HOU	L	76-86	2/27/04	HOU	L	85-89	4/5/09	HOU	L	88-102	12/22/14	HOU	L	95-110	1/29/20	POR	W	125-112
11/26/99	POR	W	91-88*	3/22/04	POR	L	85-93*	10/27/09	POR	W	96-87	2/8/15	HOU	W	109-98	8/4/20	POR	W	110-102
12/21/99	HOU	W	89-79	11/21/04	POR	L	93-97	10/31/09	HOU	L	107-111	3/11/15	POR	W	105-100	12/26/20	POR	W	128-126*
1/18/00	HOU	L	89-90	2/13/05	HOU	L	80-81	12/5/09	POR	W	90-89	11/18/15	HOU	L	103-108*	1/28/21	HOU	L	101-104
4/5/00	POR	L	105-118	3/16/05	HOU	L	77-108	1/29/10	HOU	L	100-104	2/6/16	HOU	W	96-79	5/10/21	POR	W	140-129
11/11/00	POR	W	111-88	3/30/05	POR	L	84-100	1/2/11	POR	W	100-85	2/10/16	POR	W	116-103	11/12/21	HOU	W	104-92
12/2/00	HOU	W	96-85	12/11/05	POR	L	86-100	1/5/11	HOU	W	103-100	2/25/16	POR	L	105-119	1/28/22	HOU	W	125-110
2/26/01	HOU	W	95-89	3/5/06	HOU	L	84-102	3/1/11	POR	L	87-103	11/17/16	HOU	L	109-126	3/25/22	POR	L	106-125
4/13/01	POR	L	103-109	4/5/06	POR	W	76-75	1/14/12	HOU	L	105-107*	11/27/16	POR	L	114-130	3/26/22	POR	L	98-115

* overtime



INDIANA PACERS



Chairman, CEO and NBA Governor Herbert Simon
 Vice Chairman and NBA Alternate Governor Steve Simon
 Vice Chairman Jim Morris
 President of Basketball Operations Kevin Pritchard
 President/Chief Operating Officer Rick Fuson
 Executive Vice President/Chief Financial Officer Kevin Bower
 General Manager Chad Buchanan
 Assistant General Manager Kelly Krauskopf
 Vice President of Basketball Operations Ted Wu
 Head Coach Rick Carlisle
 Assistant Coaches Lloyd Pierce, Ronald Nored, Mike Weinar, Jenny Boucek
 Assistant Coaches, Player Development Calbert Cheaney, Tyler Marsh
 Video Coordinator Dylan DeBusk
 Manager of Game Strategy and Analytics Zach Chu
 Video/Player Development Assistant Jannero Pargo
 Vice President of Basketball Administration Sonya Clutinger
 Vice President of Player Relations Karen Atkeson
 Vice President of Player Personnel Ryan Carr
 Director of Pro Scouting Vance Catlin
 Senior Director of Medical Operations/Head Athletic Trainer Josh Corbeil
 Equipment Manager Josh Conder
 Radio 1070 The Fan/93.5 FM Broadcasters: Mark Boyle
 TV Bally Sports Indiana Broadcasters: Quinn Buckner, Chris Denari, Jeremiah Johnson, Eddie Gill
 Arena (Capacity) Gainbridge Fieldhouse 17,923

INDIANA PR STAFF

Vice President of Basketball Communications & Media Relations
 Michael Preston (mpreston@pacers.com)

Associate Director of Media Relations
 Krissy Myers (kmyers@pacers.com)

Public Relations Manager
 Wes Kaminski (wkaminski@pacers.com)

Senior Media Advisor
 David Benner

2021-22 SEASON SERIES RESULTS

Nov.5 vs. Portland
 Mar.20 @ Indiana
 Portland, 110-106
 Indiana, 129-98

2021-22 REGULAR SEASON VS. PACERS

DATE	SITE	TIME/RESULT
Nov.5	Portland	W, 110-106
Mar.20	Indiana	L, 98-129

2020-21 REGULAR SEASON VS. PACERS

DATE	SITE	RESULT
Jan.14	Portland	L, 87-111
Apr.27	Indiana	W, 133-112

SERIES HISTORY VS. PACERS

	ALL-TIME	STREAKS	LAST WIN	LAST LOSS
Overall	59-37	Lost 1	Nov.5	Mar.20
Home	37-11	Won 1	Nov.5	Jan.14
Road	22-26	Lost 1	Apr.27	Mar.20

2021-22 PORTLAND STATISTICS VS. INDIANA

PLAYER	GP-GS	MIN	FG-ATT	F6%	3FG-ATT	3FG%	FT-FTA	FT%	OFF	DEF	TOT/AVG	AST	PF-D	STL	TO	BLK	PTS	AVG
C. McColllum	1-1	40.9	11-19	.579	5-9	.556	0-0	.000	0	5	5/5.0	6	1-3	0	4	0	27	27.0
J. Hart	1-1	30.1	11-13	.846	3-5	.600	1-1	1.000	0	3	3/3.0	4	2-2	2	2	0	26	26.0
N. Powell	1-1	32.3	8-14	.571	3-4	.750	6-6	1.000	0	2	2/2.0	2	0-5	2	1	1	25	25.0
R. Covington	1-1	33.6	7-12	.583	5-10	.500	0-0	.000	0	5	5/5.0	0	2-0	1	2	0	19	19.0
T. Watford	1-1	32.0	7-13	.538	2-3	.667	1-2	.500	2	6	8/8.0	3	3-4	2	1	1	17	17.0
A. Simons	1-0	21.3	6-10	.600	4-6	.667	0-0	.000	0	1	1/1.0	1	1-0	0	1	1	16	16.0
D. Eubanks	1-1	29.7	5-9	.556	0-1	.000	2-2	1.000	3	5	8/8.0	0	2-4	1	2	0	12	12.0
K. Dunn	1-0	23.6	5-7	.714	0-0	.000	1-1	1.000	0	1	1/1.0	9	2-2	3	1	0	11	11.0
B. McLemore	1-0	21.8	4-14	.286	1-9	.111	2-3	.667	0	1	1/1.0	0	1-2	1	0	1	11	11.0
J. Nurkic	1-1	23.1	4-8	.500	0-1	.000	2-2	1.000	2	7	9/9.0	3	4-2	2	1	0	10	10.0
B. Williams	1-1	25.3	2-10	.200	2-9	.222	4-7	.571	0	0	0/0.0	2	3-4	0	2	0	10	10.0
N. Little	1-0	15.7	2-3	.667	0-1	.000	3-3	1.000	1	3	4/4.0	0	3-2	0	1	0	7	7.0
K. Johnson	1-0	19.1	1-4	.250	1-3	.333	2-2	1.000	2	1	3/3.0	2	0-1	0	3	0	5	5.0
G. Brown III	1-0	26.9	2-6	.333	0-1	.000	0-0	.000	2	0	2/2.0	2	4-0	1	2	1	4	4.0
D. Lillard	1-1	37.9	2-13	.154	0-6	.000	0-0	.000	0	4	4/4.0	11	1-3	1	2	1	4	4.0
C. Elieby	1-1	21.6	1-3	.333	0-1	.000	0-0	.000	1	4	5/5.0	0	1-0	0	3	0	2	2.0
L. Nance Jr.	1-0	17.7	0-1	.000	0-0	.000	2-4	.500	1	4	5/5.0	3	1-3	1	0	1	2	2.0
K. Blevins	1-0	5.0	0-0	.000	0-0	.000	0-0	.000	0	1	1/1.0	0	1-0	0	1	0	0	0.0
E. Hughes	1-0	5.0	0-2	.000	0-1	.000	0-0	.000	0	0	0/0.0	1	0-0	0	0	0	0	0.0
T. Snell	1-0	6.6	0-2	.000	0-2	.000	0-0	.000	0	1	1/1.0	0	1-0	0	0	0	0	0.0
C. Zeller	1-0	10.9	0-0	.000	0-0	.000	0-0	.000	2	4	6/6.0	1	1-0	0	1	0	0	0.0
TEAM	21-10	480.0	78-163	.479	26-72	.361	26-33	.788	16	58	74/37.0	50	34-37	17	30	7	208	104.0

2021-22 INDIANA STATISTICS VS. PORTLAND



PLAYER	GP-GS	MIN	FG-ATT	FG%	3FG-ATT	3FG%	FT-FTA	FT%	OFF	DEF	TOT/AVG	AST	PF-D	STL	TO	BLK	PTS	AVG
O. Brissett	1-1	25.4	8-10	.800	2-3	.667	6-6	1.000	4	5	9/9.0	1	2-4	1	1	0	24	24.0
T. McConnell	1-1	33.0	8-13	.615	3-4	.750	0-0	.000	1	6	7/7.0	2	2-2	2	2	1	19	19.0
J. Anderson	1-1	36.3	6-10	.600	3-6	.500	3-3	1.000	1	5	6/6.0	4	2-2	1	1	0	18	18.0
J. Smith	1-0	18.0	7-10	.700	2-3	.667	1-2	.500	2	3	5/5.0	0	1-2	0	1	1	17	17.0
T. Taylor	1-0	20.9	7-7	1.000	1-1	1.000	2-3	.667	2	0	2/2.0	2	1-2	2	1	1	17	17.0
G. Bitadze	2-1	27.5	7-12	.583	0-2	.000	2-2	1.000	1	2	3/1.5	3	2-2	0	0	0	16	8.0
M. Turner	1-1	30.7	5-10	.500	3-7	.429	3-4	.750	0	6	6/6.0	2	2-4	0	1	1	16	16.0
D. Sabonis	1-1	35.6	7-12	.583	0-4	.000	1-4	.250	1	11	12/12.0	4	4-3	0	6	0	15	15.0
D. Washington Jr.	1-0	20.5	4-9	.444	2-5	.400	3-4	.750	0	2	2/2.0	6	3-2	1	3	0	13	13.0
J. Holiday	1-0	30.2	4-9	.444	4-7	.571	0-0	.000	2	2	4/4.0	3	2-1	1	0	0	12	12.0
C. LeVert	1-1	33.9	6-21	.286	0-8	.000	0-0	.000	1	3	4/4.0	6	3-2	1	0	0	12	12.0
T. Haliburton	1-1	23.9	4-8	.500	2-4	.500	0-0	.000	0	4	4/4.0	7	2-2	0	4	0	10	10.0
C. Duarte	1-1	26.2	4-7	.571	1-3	.333	0-0	.000	1	2	3/3.0	4	1-0	1	1	0	9	9.0
B. Hield	1-1	19.9	2-9	.222	2-9	.222	3-3	1.000	0	3	3/3.0	2	3-1	2	0	0	9	9.0
K. Martin	1-0	12.8	3-5	.600	2-4	.500	0-0	.000	0	0	0/0.0	1	0-1	1	0	0	8	8.0
K. Sykes	1-0	24.1	3-10	.300	1-3	.333	0-0	.000	1	1	2/2.0	2	0-0	0	1	0	7	7.0
T. Craig	1-0	17.0	3-4	.750	0-1	.000	0-0	.000	1	1	2/2.0	0	1-1	2	0	0	6	6.0
B. Wanamaker	1-0	17.1	2-5	.400	1-3	.333	0-0	.000	0	1	1/1.0	6	2-0	0	1	0	5	5.0
L. Stephenson	1-0	27.2	1-1	1.000	0-0	.000	0-0	.000	0	6	6/6.0	11	4-3	3	2	0	2	2.0
TEAM	20-10	480.0	91-172	.529	29-77	.377	24-31	.774	18	63	81/40.5	66	37-34	18	25	4	235	117.5

2022-23 VS TRAIL BLAZERS	2021-22 SEASON	PLAYOFFS
Dec. 4 at Portland Jan. 6 at Indiana	25-57 (.305) in Central	Did not qualify

SERIES RESULTS SINCE 1996-97																			
DATE	SITE	W/L	SCORE	DATE	SITE	W/L	SCORE	DATE	SITE	W/L	SCORE	DATE	SITE	W/L	SCORE	DATE	SITE	W/L	SCORE
11/17/96	IND	W	88-83	11/27/01	POR	W	96-90	12/8/06	IND	L	95-108	12/5/12	IND	L	92-99	10/20/17	IND	W	114-96
12/3/96	POR	L	93-98*	3/8/03	POR	W	94-80	11/28/07	POR	L	89-95	1/23/13	POR	W	100-80	1/18/18	POR	W	100-86
12/10/97	POR	W	93-85	3/17/03	IND	W	95-88	2/9/08	IND	L	93-101	12/2/13	POR	W	106-102	10/29/18	IND	W	103-93
2/27/98	IND	L	59-124	12/3/03	POR	W	97-95*	3/4/09	POR	W	107-105	2/7/14	IND	L	113-118*	3/18/19	POR	W	106-98
2/10/99	POR	W	100-92	3/17/04	IND	L	71-80	3/18/09	IND	W	95-85	12/4/14	POR	W	88-82	1/26/20	POR	W	139-129
11/29/99	POR	L	91-93	2/16/05	IND	L	87-95	12/9/09	IND	W	102-91	12/13/14	IND	W	95-85	2/27/20	IND	L	100-106
3/9/00	IND	L	119-127*	3/4/05	POR	L	97-106	3/3/10	POR	W	102-79	12/3/15	POR	W	123-111	1/14/21	POR	L	87-111
1/3/01	POR	W	102-86	12/2/05	POR	L	78-98	1/22/11	POR	W	97-92	2/28/16	IND	W	111-102	4/27/21	IND	W	133-112
1/25/01	IND	W	92-82	2/8/06	IND	L	69-101	2/4/11	IND	L	87-100	11/30/16	POR	W	131-109	11/5/21	POR	W	110-106
11/10/01	IND	L	96-105	11/28/06	POR	L	97-105	3/13/12	IND	L	75-92	12/10/16	IND	L	111-118	3/20/22	IND	L	98-129

* overtime



LA CLIPPERS



Owner Steve Ballmer
 President, Basketball Operations Lawrence Frank
 Head Coach Tyrone Lue
 General Manager Michael Winger
 Assistant General Managers Trent Redden, Mark Hughes
 Associate Head Coach Daniel Craig
 Assistant Coaches Jeremy Castleberry, Larry Drew, Shaun Fein, Dahntay Jones, Jay Larranaga, Brendan O'Connor, Brian Shaw
 Player Development Coach Cookie Belcher, Wesley Johnson
 Player Development/Video Coach Dahntay Jones, Beau Levesque
 Executive Director, Performance, Health & Wellness Dr. John Meyer
 Assistant Coach/Vice President of Player Performance Todd Wright
 Director of Medical Services/Head Athletic Trainer Jasen Powell
 Director of Rehabilitation Maggie Bryant
 Television SoCal, Brian Sieman
 Radio (English) AM 570 (LA Sports), Noah Eagle
 Radio (Spanish) ESPN Deportes (1330 AM), Armando Garcia
 Team Colors Red, Blue, Silver, Black
 Address 6951 S. Centinela Ave. Playa Vista, CA 90094
 Arena STAPLES Center – 19,060 (1999)

LA CLIPPERS PR STAFF

Chief Communications Officer
 Chris Wallace (cwallace@clippers.com)

Director of Communications
 Dennis Rogers (drogers@clippers.com)

Basketball Communications Manager
 Curtis Jackson (cjackson@clippers.com)

Basketball Communications Assistant
 Cooper Dzierzanowski (cdzierzanowski@clippers.com)

2021-22 SEASON SERIES RESULTS

Oct.25 @ LA Clippers LA Clippers, 116-86
 Oct.29 vs. Portland Portland, 111-92
 Nov.9 @ LA Clippers LA Clippers, 117-109
 Dec.6 vs. Portland LA Clippers, 102-90

2021-22 REGULAR SEASON VS. CLIPPERS

DATE	SITE	TIME/RESULT
Oct.25	LA Clippers	L, 86-116
Oct.29	Portland	W, 111-92
Nov.9	LA Clippers	L, 109-117
Dec.6	Portland	L, 90-102

2020-21 REGULAR SEASON VS. CLIPPERS

DATE	SITE	RESULT
Dec.30	LA Clippers	L, 105-128
Apr.6	LA Clippers	L, 116-133
Apr.20	Portland	L, 112-113

SERIES HISTORY VS. CLIPPERS

	ALL-TIME	STREAKS	LAST WIN	LAST LOSS
Overall	148-87	Lost 2	Oct.29	Dec.6
Home	89-27	Lost 1	Oct.29	Dec.6
Road	59-60	Lost 6	Mar.12	Nov.9

2021-22 PORTLAND STATISTICS VS. LA CLIPPERS

PLAYER	GP-GS	MIN	FG-ATT	FG%	3FG-ATT	3FG%	FT-FTA	FT%	OFF	DEF	TOT/AVG	AST	PF-D	STL	TO	BLK	PTS	AVG
D. Lillard	3-3	100.9	24-55	.436	9-28	.321	7-7	1.000	3	9	12/4.0	15	5-10	1	12	0	64	21.3
J. Nurkic	4-4	103.1	26-48	.542	2-4	.500	10-16	.625	9	36	45/11.3	11	15-10	3	14	2	64	16.0
N. Powell	3-3	99.9	22-47	.468	11-20	.550	9-12	.750	1	10	11/3.7	5	5-13	1	3	1	64	21.3
C. McCollum	3-3	98.5	19-49	.388	6-20	.300	3-4	.750	1	7	8/2.7	8	7-6	4	8	4	47	15.7
C. Zeller	4-0	63.0	10-24	.417	0-3	.000	9-13	.692	11	16	27/6.8	4	9-7	2	4	3	29	7.3
D. Smith Jr.	3-1	62.1	11-21	.524	2-2	1.000	1-3	.333	3	5	8/2.7	10	1-6	4	9	2	25	8.3
N. Little	3-1	71.9	8-17	.471	4-8	.500	2-2	1.000	2	12	14/4.7	3	6-7	5	1	4	22	7.3
A. Simons	3-0	67.7	9-31	.290	3-16	.188	1-1	1.000	1	6	7/2.3	7	3-1	0	1	0	22	7.3
R. Covington	4-4	125.8	6-25	.240	4-19	.211	1-1	1.000	2	27	29/7.3	8	8-4	9	7	3	17	4.3
L. Nance Jr.	4-0	75.6	6-17	.353	2-8	.250	3-4	.750	4	19	23/5.8	3	3-7	1	3	1	17	4.3
C. Elleby	3-0	21.3	3-3	1.000	2-2	1.000	0-0	.000	0	4	4/1.3	1	4-1	0	5	0	8	2.7
T. Snell	2-1	39.8	3-5	.600	1-3	.333	0-0	.000	0	4	4/2.0	3	2-0	1	1	0	7	3.5
G. Brown III	2-0	11.9	3-5	.600	0-0	.000	0-1	.000	2	4	6/3.0	2	2-1	0	2	1	6	3.0
B. McLemore	2-0	18.6	1-6	.167	0-4	.000	2-2	1.000	0	0	0/0.0	1	1-2	0	1	0	4	2.0
TEAM	43-20	960.0	151-353	.428	46-137	.336	48-66	.727	39	159	198/49.5	81	71-75	31	71	21	396	99.0

2021-22 LA CLIPPERS STATISTICS VS. PORTLAND

PLAYER	GP-GS	MIN	FG-ATT	FG%	3FG-ATT	3FG%	FT-FTA	FT%	OFF	DEF	TOT/AVG	AST	PF-D	STL	TO	BLK	PTS	AVG
P. George	4-4	131.6	40-82	.488	11-27	.407	10-16	.625	2	23	25/6.3	18	12-21	14	14	2	101	25.3
R. Jackson	4-4	127.9	26-71	.366	10-38	.263	3-4	.750	2	15	17/4.3	20	5-6	2	5	0	65	16.3
L. Kennard	4-1	119.5	20-40	.500	14-26	.538	3-3	1.000	2	12	14/3.5	5	5-4	2	2	1	57	14.3
T. Mann	4-0	104.8	13-27	.481	3-9	.333	6-7	.857	4	17	21/5.3	11	4-8	5	2	1	35	8.8
I. Hartenstein	4-0	67.5	14-17	.824	0-0	.000	4-9	.444	3	7	10/2.5	7	21-8	1	4	6	32	8.0
I. Zubac	4-4	99.0	11-18	.611	0-0	.000	7-12	.583	6	20	26/6.5	5	7-10	3	3	5	29	7.3
N. Batum	3-3	77.3	9-17	.529	6-13	.462	2-3	.667	1	20	21/7.0	5	5-1	3	2	1	26	8.7
E. Bledsoe	4-3	91.0	8-25	.320	3-13	.231	6-8	.750	1	10	11/2.8	15	5-9	6	9	0	25	6.3
M. Morris Sr.	1-1	31.2	7-15	.467	3-8	.375	0-0	.000	0	2	2/2.0	4	1-1	2	2	0	17	17.0
B. Boston Jr.	3-0	28.9	6-14	.429	3-6	.500	1-2	.500	0	2	2/0.7	1	1-1	0	3	0	16	5.3
A. Coffey	3-0	26.8	3-9	.333	2-7	.286	2-2	1.000	1	4	5/1.7	1	2-1	0	0	0	10	3.3
J. Winslow	3-0	29.7	4-13	.308	0-1	.000	0-0	.000	0	7	7/2.3	4	2-0	3	4	2	8	2.7
J. Scrubb	2-0	12.2	2-6	.333	1-2	.500	1-2	.500	0	1	1/0.5	0	3-1	0	0	0	6	3.0
S. Ibaka	2-0	12.7	0-3	.000	0-1	.000	0-0	.000	1	3	4/2.0	1	2-0	0	0	0	0	0.0
TEAM	45-20	959.9	163-357	.457	56-151	.371	45-68	.662	23	143	166/41.5	97	75-71	41	50	18	427	106.8



2022-23 VS TRAIL BLAZERS

Nov. 29 at Portland
Mar. 19 at Portland
Apr. 8 at Los Angeles

2021-22 SEASON

42-40 (.512)
in Pacific

PLAYOFFS

Did not qualify

SERIES RESULTS SINCE 1996-97

DATE	SITE	W/L	SCORE	DATE	SITE	W/L	SCORE	DATE	SITE	W/L	SCORE	DATE	SITE	W/L	SCORE	DATE	SITE	W/L	SCORE
12/27/96	LAC	W	102-98	1/1/02	LAC	L	97-112	3/31/07	POR	L	86-99	11/8/12	POR	L	90-103	3/18/18	LAC	W	122-109
1/21/97	POR	W	100-82	1/19/02	POR	W	113-93	4/13/07	LAC	L	89-107	1/26/13	POR	W	101-100	3/30/18	POR	W	105-96
3/11/97	POR	W	109-105	2/18/02	LAC	W	80-79	2/27/08	LAC	W	82-80	1/27/13	LAC	L	83-96	11/8/18	POR	W	116-105
3/16/97	LAC	W	106-94	11/15/02	POR	W	112-88	3/21/08	POR	W	107-102	4/16/13	LAC	L	77-93	11/25/18	POR	L	100-104
11/1/97	LAC	W	82-74	12/18/02	LAC	W	97-93	3/22/08	LAC	W	83-72	12/26/13	POR	W	116-112*	12/17/18	LAC	W	131-127
3/15/98	POR	W	103-92	2/28/03	POR	W	109-103	12/12/08	POR	L	112-120**	2/12/14	LAC	L	117-122	3/12/19	LAC	W	125-104
4/9/98	LAC	W	99-95	4/16/03	LAC	L	93-107	1/26/09	LAC	W	113-88	4/16/14	POR	W	110-104	11/7/19	LAC	L	101-107
4/16/98	POR	W	99-90	1/13/04	LAC	L	96-103*	2/22/09	POR	W	116-87	11/8/14	LAC	L	102-106	12/3/19	LAC	L	97-117
3/13/99	LAC	W	106-96*	2/18/04	POR	W	101-86	4/11/09	LAC	W	87-72	1/14/15	POR	L	94-100	8/8/20	POR	L	117-122
4/10/99	LAC	W	97-70	3/7/04	LAC	L	71-91	12/30/09	POR	W	103-99	3/4/15	LAC	W	98-93*	12/30/20	LAC	L	105-128
4/11/99	POR	L	83-89	3/24/04	POR	W	91-85	1/4/10	LAC	L	95-105	4/1/15	POR	L	122-126	4/6/21	LAC	L	116-133
11/3/99	POR	W	121-98	11/5/04	POR	W	94-81	2/16/10	POR	W	109-87	11/20/15	POR	W	102-91	4/20/21	POR	L	112-113
11/27/99	LAC	W	88-71	1/5/05	LAC	L	98-102	4/7/10	LAC	W	93-85	11/30/15	LAC	L	87-102	10/25/21	LAC	L	86-116
2/9/00	POR	W	107-100	1/28/05	POR	W	90-86	10/27/10	LAC	W	98-88	1/6/16	POR	L	98-109	10/29/21	POR	W	111-92
4/18/00	LAC	W	116-100	3/21/05	LAC	L	89-96	12/5/10	POR	W	100-91	3/24/16	LAC	L	94-96	11/9/21	LAC	L	109-117
2/3/01	LAC	L	89-90	1/1/06	POR	L	94-100	1/20/11	POR	W	108-93	10/27/16	POR	L	106-114	12/6/21	POR	L	90-102
2/24/01	LAC	L	120-123**	3/26/06	POR	L	83-97	1/1/12	LAC	L	88-93	11/9/16	LAC	L	80-111	--	--	--	--
3/1/01	POR	W	94-81	4/12/06	LAC	L	93-97	1/10/12	POR	W	105-97	12/12/16	LAC	L	120-121	--	--	--	--
3/26/01	POR	W	104-96	11/6/06	LAC	L	89-102	2/16/12	POR	L	71-74	10/26/17	POR	L	103-104	--	--	--	--
11/8/01	POR	W	119-101	12/15/06	POR	W	109-99	3/30/12	LAC	L	97-98	1/30/18	LAC	W	104-96	--	--	--	--

* overtime



LOS ANGELES LAKERS



Governor Jeanie Buss
 President, Business Operations Tim Harris
 VP, Basketball Operations & General Manager Rob Pelinka
 Head Coach Darvin Ham
 Assistant Coaches Christopher Jent, Phil Handy, Jordan Ott, JD DuBois, Schuyler Rimmer, Zach Peterson
 Head Athletic Trainer Roger Sancho
 Head Strength & Conditioning Coach Ed Streit
 Radio .. ESPNLA Radio (710 AM) – John Ireland (Play-by-Play), Mychal Thompson (Analyst) 1330 KWKW (1330 AM) – Fernando Gonzalez (Play-by-Play), Jose “Pepe” Mantilla (Analyst)
 Television Spectrum SportsNet – Bill Macdonald (Play-by-Play), Stu Lantz (Analyst), Mike Trudell (Sideline)
 Address 2275 E. Mariposa Ave., El Segundo, CA 90245
 Main Phone (310) 426-6000
 MR Fax (310) 426-6105
 MR Twitter @Lakers_MR
 Website www.lakers.com
 Team Colors Purple and Gold

LA LAKERS PR STAFF

Director, Media Relations
 Mitch Heckart (mheckart@la-lakers.com)

Associate Director, Media Relations
 Ta’Nisha Cooper (tcooper@la-lakers.com)

Coordinator, Media Relations
 Noah Camarena (ncamarena@la-lakers.com)

Coordinator, Media Relations
 Chris McGean (cmcgean@la-lakers.com)

Assistant, Media Relations
 Matt Fleer (mfleer@la-lakers.com)

2021-22 SEASON SERIES RESULTS

Nov.6 vs. Portland
 Dec.31 @ LA Lakers
 Feb.2 @ LA Lakers
 Feb.9 vs. Portland
 Portland, 105-90
 LA Lakers, 139-106
 LA Lakers, 99-94
 Portland, 107-105

2021-22 REGULAR SEASON VS. LAKERS

DATE	SITE	TIME/RESULT
Nov.6	Portland	W, 105-90
Dec.31	LA Lakers	L, 106-139
Feb.2	LA Lakers	L, 94-99
Feb.9	Portland	W, 107-105

2020-21 REGULAR SEASON VS. LAKERS

DATE	SITE	RESULT
Dec.28	LA Lakers	W, 115-107
Feb.26	LA Lakers	L, 93-102
May.7	Portland	W, 106-101

SERIES HISTORY VS. LAKERS

	ALL-TIME	STREAKS	LAST WIN	LAST LOSS
Overall	112-125	Won 1	Feb.9	Feb.2
Home	73-44	Won 3	Feb.9	Dec.28
Road	39-81	Lost 3	Dec.28	Feb.2

2021-22 PORTLAND STATISTICS VS. LA LAKERS

PLAYER	GP-GS	MIN	FG-ATT	FG%	3FG-ATT	3FG%	FT-FTA	FT%	OFF	DEF	TOT/AVG	AST	PF-D	STL	TO	BLK	PTS	AVG
A. Simons	3-2	97.1	22-55	.400	8-27	.296	6-7	.857	4	3	7/2.3	12	5-4	1	5	0	58	19.3
N. Powell	3-3	99.5	18-46	.391	6-20	.300	13-18	.722	2	8	10/3.3	6	11-17	4	5	4	55	18.3
J. Nurkic	3-3	90.8	21-32	.656	2-3	.667	6-13	.462	9	33	42/14.0	8	8-13	4	7	2	50	16.7
D. Lillard	2-2	62.9	14-34	.412	7-22	.318	8-11	.727	0	7	7/3.5	13	5-6	2	6	0	43	21.5
B. McLemore	4-1	80.2	14-47	.298	9-33	.273	4-4	1.000	3	5	8/2.0	0	7-5	3	2	1	41	10.3
C. McCollum	2-2	58.4	8-32	.250	5-17	.294	1-2	.500	3	10	13/6.5	8	5-3	3	2	0	22	11.0
C. Elleby	4-1	75.5	7-21	.333	0-4	.000	5-5	1.000	9	8	17/4.3	5	5-4	1	1	1	19	4.8
L. Nance Jr.	2-1	42.7	7-13	.538	1-2	.500	2-3	.667	6	7	13/6.5	1	1-4	0	0	1	17	8.5
D. Smith Jr.	4-0	75.0	6-20	.300	0-3	.000	3-7	.429	5	10	15/3.8	19	6-4	11	7	1	15	3.8
G. Brown III	3-0	28.0	3-11	.273	1-2	.500	6-6	1.000	1	5	6/2.0	0	2-4	0	2	1	13	4.3
R. Covington	2-2	68.2	4-16	.250	4-13	.308	0-0	.000	3	14	17/8.5	11	7-1	6	3	2	12	6.0
T. Watford	2-0	30.8	5-7	.714	0-0	.000	2-2	1.000	3	7	10/5.0	1	6-1	2	1	0	12	6.0
J. Winslow	1-1	33.5	5-11	.455	0-4	.000	1-2	.500	3	5	8/8.0	3	2-1	4	0	0	11	11.0
N. Little	2-1	29.0	4-14	.286	2-9	.222	0-0	.000	2	9	11/5.5	0	4-1	1	0	2	10	5.0
K. Blevins	1-0	10.5	3-7	.429	2-4	.500	0-0	.000	2	1	3/3.0	0	2-0	0	0	0	8	8.0
C. McGriff	1-0	13.6	3-6	.500	1-3	.333	0-0	.000	2	3	5/5.0	1	3-0	0	0	0	7	7.0
R. Perry	1-0	26.4	2-6	.333	1-1	1.000	2-2	1.000	2	2	4/4.0	1	2-1	1	1	0	7	7.0
T. Snell	2-1	22.4	2-4	.500	2-3	.667	0-0	.000	2	1	3/1.5	1	2-0	0	0	0	6	3.0
C. Zeller	1-0	11.5	1-1	1.000	0-0	.000	4-4	1.000	1	2	3/3.0	0	3-2	1	1	0	6	6.0
J. Cumberland	1-0	4.1	0-1	.000	0-1	.000	0-0	.000	0	0	0/0.0	0	0-0	0	0	0	0	0.0
TEAM	44-20	960.0	149-384	.388	51-171	.298	63-86	.733	62	140	202/50.5	90	86-71	44	43	15	412	103.0

2021-22 LA LAKERS STATISTICS VS. PORTLAND

PLAYER	GP-GS	MIN	FG-ATT	FG%	3FG-ATT	3FG%	FT-FTA	FT%	OFF	DEF	TOT/AVG	AST	PF-D	STL	TO	BLK	PTS	AVG
L. James	2-2	66.0	29-48	.604	8-17	.471	7-10	.700	2	19	21/10.5	11	2-10	5	6	2	73	36.5
C. Anthony	3-0	79.8	18-37	.486	9-17	.529	7-8	.875	1	11	12/4.0	3	7-6	0	1	7	52	17.3
A. Davis	3-3	84.5	19-34	.559	0-1	.000	11-18	.611	6	19	25/8.3	8	8-17	1	5	8	49	16.3
M. Monk	4-3	111.4	16-40	.400	7-22	.318	6-8	.750	1	15	16/4.0	7	4-9	1	11	3	45	11.3
R. Westbrook	3-3	93.8	9-35	.257	2-10	.200	12-17	.706	4	28	32/10.7	31	10-10	5	14	0	32	10.7
T. Horton-Tucker	3-0	64.3	8-15	.533	5-8	.625	8-8	1.000	1	6	7/2.3	15	6-4	2	9	1	29	9.7
A. Bradley	4-4	114.2	10-25	.400	6-15	.400	0-0	.000	3	9	12/3.0	7	4-2	5	4	2	26	6.5
A. Reaves	4-0	86.7	8-22	.364	4-13	.308	5-7	.714	3	8	11/2.8	6	3-8	2	2	0	25	6.3
S. Johnson	3-2	66.0	7-13	.538	3-6	.500	7-10	.700	0	10	10/3.3	3	11-6	2	2	1	24	8.0
W. Ellington	3-0	45.5	8-16	.500	7-15	.467	0-0	.000	1	5	6/2.0	2	2-2	1	1	0	23	7.7
D. Howard	2-0	25.9	7-12	.583	0-0	.000	7-10	.700	5	9	14/7.0	0	4-8	1	4	1	21	10.5
S. Doumbouya	1-0	8.1	4-4	1.000	1-1	1.000	1-2	.500	1	3	4/4.0	0	1-2	2	1	1	10	10.0
T. Ariza	2-1	41.8	3-7	.429	3-7	.429	0-0	.000	0	9	9/4.5	3	3-0	0	0	0	9	4.5
K. Bazemore	3-1	31.3	2-7	.286	1-5	.200	2-2	1.000	1	3	4/1.3	2	4-2	0	1	1	7	2.3
D. Jordan	1-1	20.1	3-5	.600	0-0	.000	0-0	.000	1	8	9/9.0	0	1-0	1	1	1	6	6.0
R. Rondo	1-0	12.6	1-6	.167	0-2	.000	0-0	.000	0	3	3/3.0	2	1-0	1	1	0	2	2.0
J. Huff	1-0	8.1	0-1	.000	0-1	.000	0-0	.000	1	1	2/2.0	1	0-0	0	0	0	0	0.0
TEAM	43-20	960.0	152-327	.465	56-140	.400	73-100	.730	31	166	197/49.3	101	71-86	29	63	28	433	108.3

2022-23 VS TRAIL BLAZERS

Oct. 23 at Los Angeles
 Nov. 30 at Los Angeles
 Jan. 22 at Portland
 Feb. 13 at Portland

2021-22 SEASON

33-49 (.402)
 in Pacific

PLAYOFFS

Did not qualify

SERIES RESULTS SINCE 1996-97

DATE	SITE	W/L	SCORE	DATE	SITE	W/L	SCORE	DATE	SITE	W/L	SCORE	DATE	SITE	W/L	SCORE
12/13/96	LAL	L	119-120*	4/15/01	LAL	L	100-105	4/14/06	LAL	L	99-110	1/5/12	POR	W	107-96
1/6/97	POR	W	88-84	10/30/01	LAL	L	87-98	11/8/06	POR	W	101-90	2/20/12	LAL	L	92-103
1/16/97	LAL	W	102-98	2/17/02	POR	W	111-105	2/21/07	LAL	W	112-108	3/23/12	LAL	L	96-103
4/20/97	POR	W	100-96	3/29/02	LAL	L	79-91	3/16/07	LAL	L	111-116*	10/31/12	POR	W	116-106
12/8/97	POR	W	105-99	4/14/02	POR	W	128-120**	2/26/08	LAL	L	83-96	12/28/12	LAL	L	87-104
2/4/98	LAL	L	115-122	10/30/02	POR	W	102-90	2/29/08	POR	W	119-111	2/22/13	LAL	L	107-111
2/10/98	POR	W	117-105	11/3/02	LAL	L	95-98*	4/2/08	LAL	L	91-104	4/10/13	POR	L	106-113
3/11/98	LAL	L	107-121	2/21/03	LAL	L	84-92	4/8/08	POR	W	112-103	12/1/13	LAL	W	114-108
4/13/99	POR	W	113-86	4/13/03	POR	W	101-99	10/28/08	LAL	L	76-96	3/3/14	POR	L	106-107
4/21/99	POR	W	88-82	12/13/03	POR	W	112-108	1/4/09	LAL	L	86-100	4/1/14	LAL	W	124-112
4/29/99	LAL	L	89-108	2/17/04	LAL	L	86-89	3/9/09	POR	W	111-94	1/5/15	POR	W	98-94
5/5/99	LAL	L	91-119	4/6/04	LAL	W	91-80	4/10/09	POR	W	106-98	1/11/15	LAL	W	106-94
11/6/99	POR	W	97-82	4/14/04	POR	L	104-105**	1/8/10	POR	W	107-98	2/11/15	POR	W	102-86
12/3/99	LAL	L	80-93	2/1/05	LAL	L	79-92	2/6/10	POR	L	82-99	4/3/15	LAL	W	107-77
1/22/00	LAL	W	95-91	2/23/05	POR	L	83-86	4/11/10	LAL	W	91-88	11/22/15	LAL	W	107-93
2/29/00	POR	L	87-90	4/20/05	POR	W	106-103	11/7/10	LAL	L	96-121	11/28/15	POR	W	108-96
10/31/00	POR	L	86-96	1/11/06	POR	W	113-103	2/23/11	POR	L	101-106*	1/23/16	POR	W	121-103
12/13/00	POR	W	96-86	2/21/06	LAL	L	82-99	3/20/11	LAL	L	80-84	1/5/17	POR	W	118-109
12/25/00	LAL	W	109-104	3/1/06	POR	W	99-93	4/8/11	POR	W	93-86	1/10/17	LAL	W	108-87
												2/9/22	POR	W	107-105

* overtime



MEMPHIS GRIZZLIES



Chairman and Controlling Owner Robert Pera
 President Jason Wexler
 EVP of Basketball Operations & General Manager Zachary Z. Kleiman
 Vice President of Basketball Affairs Tayshaun Prince
 Vice President of Basketball Strategy Rich Cho
 Vice President of Team Operations & Player Programs Chantal Hassard
 Director of Player Personnel Chris Makris
 Senior Advisor Glen Grunwald
 Head Coach Taylor Jenkins
 Assistant Coaches Blake Ahearn, Brad Jones, Darko Rajaković, David McClure, James "Scoonie" Penn, Sonia Raman, Vitaly Potapenko
 Head of Sports Medicine Eric Oetter
 Director of Mental Performance and Wellness Dr. Chelsi Day
 Director of Performance Christopher Chase
 Director of Rehabilitation Michael Roncarati
 Head Athletic Trainer Pete Elliott
 Radio (ESPN 92.9 FM/680AM) .. Eric Hasseltine (play-by-play), Elliot Perry (analyst), Michael Wallace (analyst), Jessica Benson (pre/postgame/halftime)
 Television (Bally Sports Southeast) .. Pete Pranic (play-by-play), Brevin Knight (analyst), Rob Fischer (sideline reporter), Chris Vernon (pre/postgame analyst)
 Home Court FedExForum (17,794 – opened September 6, 2004)
 Team Colors Beale Street Blue, Midnight Navy, Grizzlies Gold, Steel Gray

MEMPHIS PR STAFF

Vice President of Communications & Basketball Information Strategy
 Laura Ehret (lehret@grizzlies.com)

Director of Communications
 Bryan Looor-Almonte (bloor-almonte@grizzlies.com)

Senior Manager of Communications & Publications
 Ross Wooden (rwooden@grizzlies.com)

Senior Coordinator of Communications & Publications
 Avery Franklin (afranklin@grizzlies.com)

Coordinator of Communications & Publications
 Corey Moore (cmoore@grizzlies.com)

2021-22 SEASON SERIES RESULTS

Oct.27 vs. Portland
 Dec.15 vs. Portland
 Dec.19 @ Memphis
 Feb.16 @ Memphis

Portland, 116-96
 Memphis, 113-103
 Portland, 105-100
 Portland, 123-119

2021-22 REGULAR SEASON VS. GRIZZLIES			2020-21 REGULAR SEASON VS. GRIZZLIES			SERIES HISTORY VS. GRIZZLIES				
DATE	SITE	TIME/RESULT	DATE	SITE	RESULT	Overall	ALL-TIME	STREAKS	LAST WIN	LAST LOSS
Oct.27	Portland	W, 116-96	Apr.23	Portland	L, 128-130	Overall	55-43	Won 2	Feb.16	Dec.15
Dec.15	Portland	L, 103-113	Apr.25	Portland	L, 113-120	Home	29-20	Lost 1	Oct.27	Dec.15
Dec.19	Memphis	W, 105-100	Apr.28	Memphis	W, 130-109	Road	26-23	Won 3	Feb.16	Feb.12
Feb.16	Memphis	W, 123-119								

2021-22 PORTLAND STATISTICS VS. MEMPHIS

PLAYER	GP-GS	MIN	FG-ATT	FG%	3FG-ATT	3FG%	FT-FTA	FT%	OFF	DEF	TOT/AVG	AST	PF-D	STL	TO	BLK	PTS	AVG
A. Simons	4-1	112.5	26-53	.491	14-27	.519	13-13	1.000	2	9	11/2.8	10	8-6	3	7	0	79	19.8
J. Nurkic	4-4	123.0	27-46	.587	1-5	.200	19-28	.679	10	29	39/9.8	7	14-21	6	11	2	74	18.5
D. Lillard	3-3	108.2	21-62	.339	12-31	.387	19-20	.950	1	12	13/4.3	19	5-14	2	10	1	73	24.3
N. Powell	2-2	75.4	17-34	.500	9-18	.500	10-11	.909	0	9	9/4.5	9	6-10	2	6	3	53	26.5
N. Little	3-3	97.3	9-17	.529	1-5	.200	11-12	.917	7	12	19/6.3	6	8-10	2	4	4	30	10.0
C. McCollum	1-1	32.4	8-21	.381	4-9	.444	5-6	.833	1	5	6/6.0	2	3-3	2	2	1	25	25.0
J. Hart	1-1	37.0	7-12	.583	3-6	.500	5-7	.714	2	5	7/7.0	6	3-6	1	4	0	22	22.0
R. Covington	3-1	83.9	8-17	.471	4-13	.308	0-0	.000	2	13	15/5.0	1	9-1	4	3	7	20	6.7
L. Nance Jr.	3-2	74.7	7-13	.538	1-5	.200	1-1	1.000	4	17	21/7.0	6	3-7	4	2	2	16	5.3
J. Winslow	1-1	32.8	5-13	.385	2-3	.667	4-5	.800	1	6	7/7.0	3	3-3	1	1	0	16	16.0
B. McLemore	3-0	48.0	6-13	.462	2-8	.250	0-0	.000	0	4	4/1.3	1	3-3	0	2	0	14	4.7
C. Zeller	1-0	24.5	3-4	.750	0-0	.000	4-6	.667	5	2	7/7.0	1	5-5	0	2	0	10	10.0
G. Brown III	2-0	21.4	2-6	.333	0-0	.000	2-2	1.000	1	4	5/2.5	1	6-1	3	1	2	6	3.0
D. Smith Jr.	1-0	19.0	1-2	.500	1-1	1.000	2-4	.500	0	3	3/3.0	5	2-2	0	2	1	5	5.0
T. Watford	2-0	17.3	1-1	1.000	0-0	.000	1-2	.500	0	4	4/2.0	0	3-1	0	0	1	3	1.5
C. Elleby	2-1	36.5	0-7	.000	0-4	.000	1-2	.500	3	3	6/3.0	0	3-1	0	1	1	1	0.5
E. Hughes	1-0	16.1	0-4	.000	0-3	.000	0-0	.000	1	3	4/4.0	3	2-0	0	0	1	0	0.0
TEAM	37-20	960.0	148-325	.455	54-138	.391	97-119	.815	40	140	180/45.0	80	86-94	30	58	26	447	111.8

2021-22 MEMPHIS STATISTICS VS. PORTLAND

PLAYER	GP-GS	MIN	FG-ATT	FG%	3FG-ATT	3FG%	FT-FTA	FT%	OFF	DEF	TOT/AVG	AST	PF-D	STL	TO	BLK	PTS	AVG
D. Bane	4-4	123.0	28-56	.500	17-35	.486	8-8	1.000	2	14	16/4.0	8	13-5	3	5	2	81	20.3
J. Morant	2-2	69.4	16-32	.500	4-12	.333	25-30	.833	2	12	14/7.0	21	5-18	1	11	1	61	30.5
D. Brooks	2-2	71.8	18-41	.439	6-17	.353	17-19	.895	2	8	10/5.0	9	6-10	1	3	0	59	29.5
J. Jackson Jr.	4-4	88.5	12-42	.286	1-17	.059	9-11	.818	3	6	9/2.3	5	20-10	0	6	6	34	8.5
K. Anderson	4-0	85.1	11-31	.355	1-5	.200	9-17	.529	2	20	22/5.5	8	4-9	10	6	3	32	8.0
S. Adams	4-4	119.4	12-26	.462	0-0	.000	5-5	1.000	19	17	36/9.0	11	11-10	6	6	1	29	7.3
T. Jones	4-2	95.6	11-28	.393	5-14	.357	2-2	1.000	0	2	2/0.5	11	2-1	3	3	0	29	7.3
J. Konchar	4-0	62.7	8-13	.615	5-8	.625	1-4	.250	7	10	17/4.3	5	8-4	2	3	0	22	5.5
D. Melton	4-1	86.0	7-28	.250	4-14	.286	3-7	.429	3	18	21/5.3	9	6-7	7	6	3	21	5.3
B. Clarke	2-0	41.4	9-18	.500	0-1	.000	0-2	.000	7	7	14/7.0	1	5-3	2	0	2	18	9.0
X. Tillman	3-0	33.6	4-8	.500	1-2	.500	6-6	1.000	1	4	5/1.7	1	5-3	4	3	2	15	5.0
Z. Williams	2-1	37.9	4-9	.444	1-6	.167	2-2	1.000	1	2	3/1.5	0	5-3	1	0	0	11	5.5
S. Aldama	1-0	5.6	3-6	.500	1-2	.500	0-1	.000	2	0	2/2.0	0	1-1	0	0	0	7	7.0
S. Merrill	1-0	12.0	2-6	.333	2-6	.333	0-0	.000	0	0	0/0.0	2	1-1	0	0	0	6	6.0
K. Tillie	3-0	22.6	1-8	.125	0-5	.000	0-0	.000	1	2	3/1.0	0	2-0	2	1	0	2	0.7
J. Culver	1-0	5.6	0-2	.000	0-2	.000	1-2	.500	0	1	1/1.0	0	0-1	0	0	0	1	1.0
TEAM	45-20	959.9	146-354	.412	48-146	.329	88-116	.759	52	123	175/43.8	91	94-86	42	53	20	428	107.0



2022-23 VS TRAIL BLAZERS

Nov. 2 at Portland
Feb. 1 at Memphis
Apr. 4 at Memphis

2021-22 SEASON

56-26 (.683)
in Southwest

PLAYOFFS

Defeated Minnesota, 4-2
Lost to Golden State, 4-2

SERIES RESULTS SINCE 1996-97

DATE	SITE	W/L	SCORE	DATE	SITE	W/L	SCORE	DATE	SITE	W/L	SCORE	DATE	SITE	W/L	SCORE
11/1/96	VAN	W	114-85	11/15/01	MEM	W	101-85	12/13/06	MEM	W	85-79	3/22/12	POR	W	97-93
12/12/96	POR	W	99-78	1/24/02	POR	W	120-82	1/27/07	MEM	W	135-132**	4/21/12	MEM	L	89-93
3/28/97	POR	W	115-81	3/25/02	POR	L	100-103	2/23/07	POR	L	102-103	1/4/13	MEM	W	86-84
4/17/97	VAN	W	105-73	4/11/02	MEM	L	99-102	3/29/07	POR	L	92-96	3/6/13	MEM	L	85-91
12/19/97	POR	W	96-91	11/6/02	POR	W	94-88	11/9/07	POR	W	110-98	3/12/13	POR	L	97-102
12/21/97	VAN	L	86-88	1/15/03	POR	W	100-92	12/3/07	MEM	W	106-105	4/3/13	POR	L	76-94
3/26/98	POR	W	108-102	1/20/03	MEM	W	99-87	4/15/08	POR	W	113-91	1/28/14	POR	L	81-98
4/11/98	VAN	L	96-105*	4/11/03	MEM	L	93-96	2/18/09	POR	W	94-90	3/11/14	MEM	L	99-109
2/8/99	VAN	W	95-76	11/5/03	POR	W	93-87	3/16/09	MEM	W	103-92	3/30/14	POR	W	105-98
3/8/99	VAN	W	92-73	12/7/03	MEM	L	79-93	3/28/09	POR	W	86-66	11/28/14	POR	L	99-112
4/6/99	POR	W	98-89	1/28/04	MEM	W	88-76	4/7/09	MEM	W	96-93	1/17/15	MEM	L	98-102
11/2/99	VAN	W	106-86	3/3/04	POR	L	88-97	11/10/09	MEM	W	93-79	2/22/15	POR	L	92-98
3/3/00	POR	W	101-91	11/17/04	POR	L	82-101	11/27/09	POR	L	96-106	3/21/15	MEM	L	86-97
4/6/00	VAN	L	87-89	2/11/05	MEM	L	82-88	1/5/10	POR	L	105-109	11/5/15	POR	W	115-96
4/8/00	POR	W	98-85	3/12/05	POR	W	80-66	3/1/10	MEM	W	103-93	11/13/15	MEM	L	100-101
12/29/00	POR	W	104-81	3/14/05	MEM	L	83-104	11/16/10	MEM	W	100-99	1/4/16	POR	L	78-91
3/6/01	POR	L	97-105	11/22/05	MEM	W	95-87	12/13/10	MEM	L	73-86	2/8/16	MEM	W	112-106*
3/9/01	VAN	L	85-95	12/21/05	MEM	L	79-89	4/12/11	POR	W	102-89	11/6/16	MEM	W	100-94
4/12/01	VAN	W	100-87	12/30/05	POR	L	90-93	1/24/12	POR	W	97-84	12/8/16	MEM	L	86-88

* overtime



MIAMI HEAT



Managing General Partner Micky Arison
 Chief Executive Officer Nick Arison
 President Pat Riley
 Senior Vice President, Basketball Operations/General Manager Andy Elisburg
 Vice President, Player Programs Alonzo Mourning
 Vice President, Basketball Operations/Assistant General Manager Adam Simon
 Head Coach Erik Spoelstra
 Assistant Coaches Chris Quinn, Malik Allen, Caron Butler, Octavio de la Grana, Anthony Carter, Eric Glass
 Video Coordinator Dan Bisaccio
 Head Athletic Trainer/VP, Sport Performance Jay Sabol
 Assistant Athletic Trainer/Director of Rehabilitation Brandon Gilliam
 Assistant Athletic Trainers Wes Brown, Armando Rivas, Jeff Bangs
 Neuromuscular Therapist Vinny Aquilino
 Head Strength & Conditioning Coach Eric Foran
 Director of Sports Nutrition Betsy Berthin
 Home Court (Capacity) FTX Arena (19,600)
 Team Colors Red, Yellow, Black, White
 Cable Television Bally Sports Sun. Broadcasters: Eric Reid, John Crotty, Jason Jackson, Will Manso, Kristen Hewitt
 Radio 790 The Ticket (AM 790/FM 104.3 HD-2). Broadcasters: Jason Jackson, Ruth Riley Hunter, Ron Rothstein
 Spanish Radio WAQI (710 AM). Broadcasters: José Pañeda, Joe Pujala

MIAMI PR STAFF

Vice President, Sports Media Relations
 Tim Donovan (tim@heat.com)

Senior Director of Sports Media Relations
 Rob Wilson (rwilson@heat.com)

Director of Sports Media Relations
 Michael Lissack (mlissack@heat.com)

Sports Media Relations Senior Manager
 Nick Maiorana (nmaiorana@heat.com)

Sports Media Relations/Basketball Operations Assistant
 Maddox Burnett (mburnett@heat.com)

2021-22 SEASON SERIES RESULTS

Jan.5 vs. Portland
 Jan.19 @ Miami
 Miami, 115-109
 Miami, 104-92

2021-22 REGULAR SEASON VS. HEAT

DATE	SITE	TIME/RESULT
Jan.5	Portland	L, 109-115
Jan.19	Miami	L, 92-104

2020-21 REGULAR SEASON VS. HEAT

DATE	SITE	RESULT
Mar.25	Miami	W, 125-122
Apr.11	Portland	L, 98-107

SERIES HISTORY VS. HEAT

	ALL-TIME	STREAKS	LAST WIN	LAST LOSS
Overall	41-26	Lost 3	Mar.25	Jan.19
Home	20-14	Lost 2	Feb.9	Jan.5
Road	21-12	Lost 1	Mar.25	Jan.19

2021-22 PORTLAND STATISTICS VS. MIAMI

PLAYER	GP-GS	MIN	FG-ATT	FG%	3FG-ATT	3FG%	FT-FTA	FT%	OFF	DEF	TOT/AVG	AST	PF-D	STL	TO	BLK	PTS	AVG
A. Simons	2-2	77.5	18-36	.500	11-24	.458	8-9	.889	0	4	4/2.0	14	6-3	3	4	1	55	27.5
J. Nurkic	2-2	61.0	11-17	.647	0-2	.000	10-14	.714	9	18	27/13.5	3	9-10	3	3	2	32	16.0
N. Powell	1-1	40.2	7-18	.389	3-7	.429	9-10	.900	1	2	3/3.0	1	1-5	0	1	1	26	26.0
C. McCollum	1-1	32.6	10-20	.500	4-9	.444	0-0	.000	0	3	3/3.0	4	1-2	2	4	0	24	24.0
R. Covington	2-1	66.1	6-19	.316	5-12	.417	4-4	1.000	3	18	21/10.5	0	6-2	0	4	1	21	10.5
N. Little	2-2	46.0	4-16	.250	2-11	.182	0-1	.000	2	3	5/2.5	3	4-2	0	2	2	10	5.0
L. Nance Jr.	1-1	26.8	1-4	.250	1-2	.500	6-6	1.000	1	1	2/2.0	2	1-4	2	0	0	9	9.0
D. Smith Jr.	2-0	25.9	3-7	.429	0-1	.000	2-4	.500	0	2	2/1.0	4	4-3	2	2	1	8	4.0
C. Elleby	2-0	21.0	3-6	.500	1-3	.333	0-0	.000	1	3	4/2.0	1	3-1	1	0	0	7	3.5
B. McLemore	2-0	35.6	1-9	.111	1-9	.111	0-0	.000	0	2	2/1.0	3	6-2	1	1	0	3	1.5
T. Snell	1-0	18.8	1-3	.333	1-3	.333	0-0	.000	1	3	4/4.0	0	1-0	0	0	0	3	3.0
T. Watford	2-0	28.0	1-4	.250	0-1	.000	1-4	.250	0	2	2/1.0	2	3-2	1	0	2	3	1.5
G. Brown III	1-0	0.5	0-0	.000	0-0	.000	0-0	.000	0	0	0/0.0	0	0-0	0	0	0	0	0.0
TEAM	21-10	479.9	66-159	.415	29-84	.345	40-52	.769	18	61	79/39.5	37	45-36	15	21	10	201	100.5

2021-22 MIAMI STATISTICS VS. PORTLAND

PLAYER	GP-GS	MIN	FG-ATT	FG%	3FG-ATT	3FG%	FT-FTA	FT%	OFF	DEF	TOT/AVG	AST	PF-D	STL	TO	BLK	PTS	AVG
M. Strus	2-1	63.4	14-28	.500	11-21	.524	1-2	.500	1	10	11/5.5	7	1-4	0	1	1	40	20.0
C. Martin	2-1	68.9	12-18	.667	4-8	.500	9-9	1.000	2	9	11/5.5	3	3-5	0	2	0	37	18.5
D. Robinson	2-1	40.2	7-15	.467	7-14	.500	0-0	.000	0	5	5/2.5	1	3-1	1	1	1	21	10.5
B. Adebayo	1-1	32.4	8-12	.667	0-0	.000	4-7	.571	2	9	11/11.0	4	2-4	5	3	3	20	20.0
T. Herro	1-0	36.0	5-23	.217	2-9	.222	4-4	1.000	2	3	5/5.0	3	2-5	1	2	0	16	16.0
P. Tucker	2-2	70.0	4-14	.286	1-5	.200	7-12	.583	6	7	13/6.5	9	5-8	3	5	1	16	8.0
K. Guy	2-0	34.0	5-12	.417	2-7	.286	2-2	1.000	0	2	2/1.0	2	4-2	0	3	0	14	7.0
O. Yurtseven	2-1	31.8	5-9	.556	1-1	1.000	3-5	.600	5	11	16/8.0	4	4-3	0	1	1	14	7.0
D. Dedmon	1-0	15.4	5-6	.833	0-0	.000	2-3	.667	2	6	8/8.0	1	3-5	1	2	0	12	12.0
G. Vincent	1-1	36.9	4-13	.308	1-6	.167	2-3	.667	0	2	2/2.0	7	2-3	3	2	1	11	11.0
K. Lowry	1-1	16.1	1-4	.250	1-3	.333	4-4	1.000	0	2	2/2.0	9	1-2	1	1	0	7	7.0
J. Butler	1-1	15.2	1-4	.250	0-0	.000	2-2	1.000	1	2	3/3.0	3	0-2	0	2	0	4	4.0
C. Silva	2-0	10.5	2-2	1.000	0-0	.000	0-1	.000	2	1	3/1.5	0	5-1	0	0	0	4	2.0
H. Highsmith	1-0	9.3	1-2	.500	1-2	.500	0-0	.000	0	1	1/1.0	0	1-0	0	0	1	3	3.0
TEAM	21-10	479.9	74-162	.457	31-76	.408	40-54	.741	23	70	93/46.5	53	36-45	15	25	9	219	109.5

2022-23 VS TRAIL BLAZERS

Oct. 26 at Portland
Nov. 7 at Miami

2021-22 SEASON

53-29 (.646)
in Southeast

PLAYOFFS

Defeated Atlanta, 4-1
Defeated Philadelphia, 4-2
Lost to Boston, 4-3

SERIES RESULTS SINCE 1996-97

DATE	SITE	W/L	SCORE	DATE	SITE	W/L	SCORE	DATE	SITE	W/L	SCORE	DATE	SITE	W/L	SCORE
1/8/97	POR	L	81-85	12/6/02	POR	W	88-69	12/6/07	POR	W	112-106	2/12/13	MIA	L	104-117
2/21/97	MIA	W	114-110	2/5/03	MIA	W	101-87	1/18/08	MIA	W	98-91	12/28/13	POR	L	107-108
1/13/98	POR	L	68-76	11/19/03	POR	W	94-93	11/12/08	MIA	W	104-96	3/24/14	MIA	L	91-93
3/22/98	MIA	L	80-112	2/23/04	MIA	W	89-81	11/26/08	POR	W	106-68	1/8/15	POR	W	99-83
11/16/99	MIA	W	101-96	11/23/04	MIA	W	99-87	12/1/09	POR	L	100-107	3/18/15	MIA	L	104-108
12/7/99	POR	L	76-86	1/7/05	POR	L	92-103	12/20/09	MIA	W	102-95	12/20/15	MIA	L	109-116
11/18/00	MIA	L	80-86	11/23/05	MIA	L	79-100	1/9/11	POR	L	100-107*	4/2/16	POR	W	110-93
1/18/01	POR	W	85-74	1/8/06	POR	L	89-118	3/8/11	MIA	W	105-96	12/3/16	POR	W	99-92
1/10/02	MIA	W	92-85	1/7/07	POR	L	90-93	3/1/12	POR	L	93-107	3/19/17	MIA	W	115-104
1/17/02	POR	L	90-92*	2/13/07	MIA	L	85-104	1/10/13	POR	W	92-90	12/13/17	MIA	W	102-95

* overtime



MILWAUKEE BUCKS



Owners Marc Lasry, Wes Edens, Jamie Dinan
 General Manager Jon Horst
 Assistant General Manager Milt Newton
 Head Coach Mike Budenholzer
 Assistant Coaches Darwin Ham, Charles Lee, Patrick St. Andrews, Chad Forcier, Vin Baker, Josh Oppenheimer, Mike Dunlap
 Head Video Coordinator Blaine Mueller
 Player Development Assistant Schuyler Rimmer
 Assistant Video Coordinator Jordan Sears
 Vice President of Performance Dr. Troy Flanagan
 Head Athletic Trainer Scott Faust
 Assistant Athletic Trainer Michelle Ruan
 Head of Strength and Conditioning Suki Hobson
 Senior Strength Coach Michael Davie
 Senior Physical Therapist Andrew Small
 Lead Physical Therapist Luke O' Brien
 Physical Therapist Brett Bousquet
 Head of Sports Nutrition and Recovery Science Susie Parker-Simmons
 Equipment Manager Trevor Poulson
 Address 1111 N. Vel R. Phillips Ave. Milwaukee, WI 53203
 Phone (414) 227-0500
 Arena Fiserv Forum (17,385)
 Radio 620 AM/103.3 FM WTMJ- Dave Koehn
 TV Bally Sports Wisconsin Broadcasters: Lisa Byington, Marques Johnson, Steve Novak, Zora Stephenson
 Team colors Good Land Green, Cream City Cream, Great Lakes Blue, Bucks Black

MILWAUKEE PR STAFF

Chief Communications Officer
 Barry Baum (bbaum@bucks.com)

Vice President of Communications
 Dan Smyczek (dsmyczek@bucks.com)

Communications Manager
 Eric Kohlbeck (ekohlbeck@bucks.com)

2021-22 SEASON SERIES RESULTS

Feb.5 vs. Portland
 Feb.14 @ Milwaukee

Milwaukee, 137-108
 Portland, 122-107

2021-22 REGULAR SEASON VS. BUCKS

DATE	SITE	TIME/RESULT
Feb.5	Portland	L, 108-137
Feb.14	Milwaukee	W, 122-107

2020-21 REGULAR SEASON VS. BUCKS

DATE	SITE	RESULT
Feb.1	Milwaukee	L, 106-134
Apr.2	Portland	L, 109-127

SERIES HISTORY VS. BUCKS

	ALL-TIME	STREAKS	LAST WIN	LAST LOSS
Overall	53-78	Won 1	Feb.14	Feb.5
Home	35-30	Lost 3	Nov.6	Feb.5
Road	18-48	Won 1	Feb.14	Feb.1

2021-22 PORTLAND STATISTICS VS. MILWAUKEE

PLAYER	GP-GS	MIN	FG-ATT	FG%	3FG-ATT	3FG%	FT-FTA	FT%	OFF	DEF	TOT/AVG	AST	PF-D	STL	TO	BLK	PTS	AVG
A. Simons	2-2	62.8	19-41	.463	12-29	.414	0-0	.000	1	2	3/1.5	9	2-3	2	7	0	50	25.0
J. Nurkic	2-2	54.9	12-22	.545	2-2	1.000	8-11	.727	7	19	26/13.0	7	4-10	1	6	2	34	17.0
J. Hart	1-1	35.9	10-16	.625	5-9	.556	2-2	1.000	1	6	7/7.0	5	2-2	1	3	2	27	27.0
B. McLemore	2-0	47.6	6-20	.300	5-17	.294	7-9	.778	0	5	5/2.5	4	3-3	2	1	0	24	12.0
J. Winslow	2-1	52.1	9-17	.529	1-5	.200	0-2	.000	4	13	17/8.5	5	4-2	2	2	2	19	9.5
C. McCollum	1-1	26.6	7-18	.389	1-8	.125	2-2	1.000	1	1	2/2.0	6	0-1	1	0	0	17	17.0
T. Watford	2-0	47.0	7-10	.700	1-1	1.000	1-3	.333	3	11	14/7.0	7	8-6	1	4	1	16	8.0
G. Brown III	2-0	31.1	5-10	.500	1-2	.500	1-3	.333	3	6	9/4.5	0	4-2	1	1	3	12	6.0
C. Elleby	2-2	58.7	4-12	.333	1-6	.167	3-4	.750	1	6	7/3.5	5	6-4	0	2	0	12	6.0
T. Snell	1-1	22.1	3-6	.500	3-6	.500	0-0	.000	0	1	1/1.0	0	2-0	1	1	1	9	9.0
D. Smith Jr.	1-0	20.2	2-3	.667	0-0	.000	2-4	.500	1	1	2/2.0	6	0-2	2	1	0	6	6.0
K. Blevins	1-0	5.6	1-2	.500	0-0	.000	0-0	.000	0	0	0/0.0	1	1-0	0	0	0	2	2.0
E. Hughes	1-0	15.5	1-7	.143	0-3	.000	0-0	.000	1	2	3/3.0	0	1-1	0	1	1	2	2.0
TEAM	20-10	480.0	86-184	.467	32-88	.364	26-40	.650	23	73	96/48.0	55	37-36	14	29	12	230	115.0

2021-22 MILWAUKEE STATISTICS VS. PORTLAND

PLAYER	GP-GS	MIN	FG-ATT	FG%	3FG-ATT	3FG%	FT-FTA	FT%	OFF	DEF	TOT/AVG	AST	PF-D	STL	TO	BLK	PTS	AVG
B. Portis	2-2	55.3	19-28	.679	7-12	.583	2-5	.400	2	11	13/6.5	5	4-3	1	1	3	47	23.5
J. Holiday	2-2	62.5	12-20	.600	4-7	.571	4-4	1.000	2	2	4/2.0	13	5-5	3	9	0	32	16.0
K. Middleton	2-2	60.1	9-28	.321	3-15	.200	9-10	.900	1	13	14/7.0	16	5-7	6	5	1	30	15.0
G. Antetokounmpo	1-1	24.6	7-12	.583	4-7	.571	11-15	.733	1	8	9/9.0	6	1-8	0	1	1	29	29.0
J. Nwora	2-0	35.6	10-22	.455	4-10	.400	0-0	.000	3	3	6/3.0	3	2-0	1	0	0	24	12.0
G. Allen	2-2	56.9	8-18	.444	6-14	.429	0-0	.000	0	7	7/3.5	2	1-1	2	0	0	22	11.0
L. Wigginton	2-0	29.7	4-8	.500	2-4	.500	6-8	.750	0	4	4/2.0	4	3-5	1	0	1	16	8.0
D. DiVincenzo	1-0	19.6	4-10	.400	2-7	.286	0-0	.000	0	2	2/2.0	1	1-0	0	1	0	10	10.0
G. Monroe	2-0	26.4	4-9	.444	0-0	.000	1-2	.500	5	4	9/4.5	1	5-3	1	2	1	9	4.5
S. Ojeleye	1-0	8.3	2-2	1.000	2-2	1.000	1-2	.500	0	0	0/0.0	0	0-2	0	0	0	7	7.0
S. Ibaka	1-1	31.1	3-6	.500	0-1	.000	0-0	.000	0	7	7/7.0	0	4-0	1	0	1	6	6.0
S. Mamukelashvili	2-0	9.2	2-3	.667	1-1	1.000	0-0	.000	0	3	3/1.5	2	0-0	0	1	0	5	2.5
R. Hood	1-0	8.3	2-4	.500	0-2	.000	0-0	.000	1	1	2/2.0	0	0-1	0	0	0	4	4.0
P. Connaughton	1-0	17.4	1-5	.200	1-4	.250	0-0	.000	1	5	6/6.0	0	3-1	0	0	1	3	3.0
T. Antetokounmpo	2-0	7.6	0-1	.000	0-0	.000	0-0	.000	0	0	0/0.0	0	1-1	0	1	0	0	0.0
W. Matthews	2-0	27.5	0-5	.000	0-5	.000	0-0	.000	0	1	1/0.5	1	1-0	1	2	0	0	0.0
TEAM	26-10	479.9	87-181	.481	36-91	.396	34-46	.739	16	71	87/43.5	54	36-37	17	23	9	244	122.0

2022-23 VS TRAIL BLAZERS

Nov. 21 at Milwaukee
 Feb. 6 at Portland

2021-22 SEASON

51-31 (.622)
 in Central

PLAYOFFS

Defeated Chicago, 4-1
 Lost to Boston, 4-3

SERIES RESULTS SINCE 1996-97

DATE	SITE	W/L	SCORE	DATE	SITE	W/L	SCORE	DATE	SITE	W/L	SCORE	DATE	SITE	W/L	SCORE	DATE	SITE	W/L	SCORE
3/20/97	MIL	W	97-78	12/13/02	MIL	L	79-101	12/9/07	POR	W	117-113*	1/19/13	POR	L	104-110	10/21/17	MIL	L	110-113
4/4/97	POR	W	108-93	2/22/03	POR	L	90-93	3/7/08	MIL	W	103-101	3/19/13	MIL	L	95-102	11/30/17	POR	L	91-103
1/5/98	POR	L	92-98	12/16/03	POR	L	99-106	1/19/09	POR	W	102-85	11/20/13	MIL	W	91-82	11/6/18	POR	W	118-103
1/10/98	MIL	L	90-95*	3/16/04	MIL	W	100-99	3/21/09	MIL	W	96-84	3/18/14	POR	W	120-115*	11/21/18	MIL	L	100-143
2/7/00	MIL	W	115-111	11/19/04	POR	W	110-98	12/12/09	MIL	L	101-108**	12/17/14	POR	W	104-97	11/21/19	MIL	L	129-137
4/1/00	POR	W	113-79	12/22/04	MIL	W	104-95	1/13/10	POR	W	120-108	1/31/15	MIL	L	88-95	1/11/20	POR	L	101-122
11/22/00	MIL	W	93-84	3/18/06	MIL	L	93-97	11/2/10	MIL	W	90-76	12/7/15	MIL	L	88-90	2/1/21	MIL	L	106-134
1/5/01	POR	W	119-115	3/20/06	POR	L	93-100	12/20/10	POR	W	106-80	2/2/16	POR	W	107-95	4/2/21	POR	L	109-127
11/30/01	POR	W	101-95	12/6/06	MIL	L	94-102*	3/20/12	POR	L	87-116	12/7/16	MIL	L	107-115	2/5/22	POR	L	108-137
3/2/02	MIL	W	104-103*	1/21/07	POR	W	99-95	4/7/12	MIL	L	94-116	3/21/17	POR	L	90-93	2/14/22	MIL	W	122-107

* overtime



MINNESOTA TIMBERWOLVES



Owner Glen Taylor
 Chief Executive Officer Ethan Casson
 President of Basketball Operations Tim Connelly
 Executive Vice President of Basketball Operations Sachin Gupta
 Senior Vice President of Basketball Operations Matt Lloyd
 Vice President of Basketball Operations Dell Demps
 Assistant General Managers Steve Senior, Emmanuel Rohan
 Head Coach Chris Finch
 Assistant Coaches Micah Nori, Pablo Prigioni, Elston Turner, Kevin Hanson
 Assistant Coach/Director of Player Development Joe Boylan
 Quality Control Coach Nathan Bubes
 Basketball Operations Assistant Andrew Novak
 Player Development Coaches Chris Hines, Max LeFevre
 Analytics Director Aaron Blackshear
 Head Equipment Manager/Travel Coordinator Peter Warden
 Vice President, Team Medical Services Dr. Sheldon Burns, M.D.
 Vice President, Sports Science and Performance Javair Gillett
 Vice President, Player Health/Head Athletic Trainer Gregg Farnam
 Strength and Conditioning Coach Bill Burgos
 Arena Target Center (19,356)
 Address 600 N 1st Ave, Minneapolis, MN 55403
 Television Bally Sports North (Cable), Dave Benz, Jim Petersen, Katie Storm
 Radio WCCO-AM 830, Alan Horton

MINNESOTA PR STAFF

Sr. Communications and Broadcast Manager
 Aaron Freeman (Aaron.Freeman@timberwolves.com)

Communications Director
 Sara Perez (Sara.Perez@timberwolves.com)

2021-22 SEASON SERIES RESULTS

Dec.12 vs. Portland Minnesota, 116-111
 Jan.25 vs. Portland Minnesota, 109-107
 Mar.5 @ Minnesota Minnesota, 135-121
 Mar.7 @ Minnesota Minnesota, 124-81

2021-22 REGULAR SEASON VS. TIMBERWOLVES

DATE	SITE	TIME/RESULT
Dec.12	Portland	L, 111-116
Jan.25	Portland	L, 107-109
Mar.5	Minnesota	L, 121-135
Mar.7	Minnesota	L, 81-124

2020-21 REGULAR SEASON VS. TIMBERWOLVES

DATE	SITE	RESULT
Jan.7	Portland	W, 135-117
Mar.13	Minnesota	W, 125-121
Mar.14	Minnesota	L, 112-114

SERIES HISTORY VS. TIMBERWOLVES

	ALL-TIME	STREAKS	LAST WIN	LAST LOSS
Overall	87-40	Lost 5	Mar.13	Mar.7
Home	50-14	Lost 2	Jan.7	Jan.25
Road	37-26	Lost 3	Mar.13	Mar.7

2021-22 PORTLAND STATISTICS VS. MINNESOTA

PLAYER	GP-GS	MIN	FG-ATT	FG%	3FG-ATT	3FG%	FT-FTA	FT%	OFF	DEF	TOT/AVG	AST	PF-D	STL	TO	BLK	PTS	AVG
A. Simons	3-2	107.0	25-63	.397	19-42	.452	12-13	.923	0	8	8/2.7	13	9-9	0	10	0	81	27.0
B. Williams	2-1	60.6	16-32	.500	4-12	.333	12-17	.706	2	8	10/5.0	3	8-11	5	7	1	48	24.0
B. McLemore	4-0	72.0	10-24	.417	10-18	.556	10-10	1.000	1	4	5/1.3	3	5-8	2	6	0	40	10.0
N. Little	2-2	49.2	11-18	.611	5-10	.500	3-5	.600	3	7	10/5.0	2	4-3	0	1	1	30	15.0
K. Johnson	2-1	55.8	8-23	.348	4-9	.444	9-10	.900	3	6	9/4.5	6	5-5	2	3	0	29	14.5
J. Nurkic	2-2	52.8	11-24	.458	0-0	.000	6-8	.750	10	11	21/10.5	5	10-8	2	5	1	28	14.0
T. Wofford	4-1	83.5	9-19	.474	1-4	.250	8-10	.800	7	22	29/7.3	8	15-6	1	4	3	27	6.8
D. Lillard	1-1	37.0	5-17	.294	3-14	.214	11-15	.733	3	8	11/11.0	6	0-10	0	5	0	24	24.0
N. Powell	2-1	64.3	8-17	.471	4-8	.500	3-4	.750	1	6	7/3.5	6	3-2	2	6	0	23	11.5
D. Eubanks	2-2	57.0	7-13	.538	0-0	.000	1-1	1.000	5	10	15/7.5	2	9-4	1	4	0	15	7.5
C. McCollum	1-1	38.3	5-15	.333	3-9	.333	2-2	1.000	1	3	4/4.0	4	3-2	0	0	1	15	15.0
C. Elleby	2-2	58.2	6-17	.353	0-1	.000	2-5	.400	1	11	12/6.0	3	6-3	1	4	1	14	7.0
K. Blevins	2-1	38.7	4-9	.444	2-7	.286	1-2	.500	2	1	3/1.5	5	3-1	1	1	0	11	5.5
R. Covington	2-1	70.2	4-17	.235	1-8	.125	2-2	1.000	2	9	11/5.5	4	6-2	6	2	5	11	5.5
L. Nance Jr.	1-1	25.6	3-6	.500	0-2	.000	2-4	.500	4	8	12/12.0	3	4-3	0	1	1	8	8.0
D. Smith Jr.	2-0	16.1	3-5	.600	0-0	.000	2-2	1.000	1	1	2/1.0	6	2-3	1	3	0	8	4.0
J. Hart	1-1	28.2	2-12	.167	1-6	.167	1-2	.500	0	5	5/5.0	4	1-2	1	2	0	6	6.0
G. Brown III	1-0	22.1	0-7	.000	0-2	.000	1-2	.500	0	2	2/2.0	1	5-2	1	0	1	1	1.0
E. Hughes	1-0	19.1	0-4	.000	0-2	.000	1-2	.500	0	2	2/2.0	0	3-3	2	1	1	1	1.0
T. Snell	1-0	4.6	0-1	.000	0-1	.000	0-0	.000	0	0	0/0.0	2	1-0	0	0	0	0	0.0
TEAM	38-20	960.0	137-343	.399	57-155	.368	89-116	.767	46	132	178/44.5	86	102-87	28	65	16	420	105.0

2021-22 MINNESOTA STATISTICS VS. PORTLAND

PLAYER	GP-GS	MIN	FG-ATT	FG%	3FG-ATT	3FG%	FT-FTA	FT%	OFF	DEF	TOT/AVG	AST	PF-D	STL	TO	BLK	PTS	AVG
K. Towns	4-4	130.7	32-55	.582	4-12	.333	35-42	.833	16	39	55/13.8	12	10-29	1	10	9	103	25.8
A. Edwards	2-2	67.9	21-40	.525	7-20	.350	15-20	.750	1	12	13/6.5	3	8-14	4	3	3	64	32.0
D. Russell	3-3	105.4	17-40	.425	9-23	.391	11-14	.786	2	8	10/3.3	24	8-10	3	8	0	54	18.0
J. Vanderbilt	4-4	122.6	17-26	.654	1-1	1.000	10-15	.667	13	22	35/8.8	9	5-12	7	4	2	45	11.3
M. Beasley	4-2	92.2	14-36	.389	12-31	.387	4-5	.800	0	4	4/1.0	5	2-2	3	0	2	44	11.0
J. Nowell	4-0	68.2	15-27	.556	6-14	.429	5-6	.833	0	6	6/1.5	10	3-5	0	4	1	41	10.3
J. McDaniels	4-3	106.6	13-39	.333	7-23	.304	4-5	.800	4	19	23/5.8	2	11-4	2	5	4	37	9.3
N. Reid	4-0	53.6	10-18	.556	2-5	.400	11-13	.846	5	11	16/4.0	3	13-12	2	10	1	33	8.3
P. Beverley	2-2	56.2	5-17	.294	3-9	.333	3-4	.750	1	13	14/7.0	11	7-4	3	4	1	16	8.0
T. Prince	3-0	57.0	5-18	.278	3-11	.273	1-1	1.000	1	5	6/2.0	5	6-2	1	8	3	14	4.7
J. McLaughlin	2-0	40.7	5-11	.455	1-4	.250	2-3	.667	2	3	5/2.5	13	5-3	8	3	1	13	6.5
J. Okogie	2-0	23.7	4-7	.571	1-3	.333	0-0	.000	1	1	2/1.0	0	3-0	2	1	0	9	4.5
J. Layman	1-0	12.0	1-6	.167	0-2	.000	3-4	.750	2	5	7/7.0	0	1-2	0	1	1	5	5.0
N. Knight	1-0	10.4	0-0	.000	0-0	.000	4-4	1.000	1	2	3/3.0	1	1-3	1	1	0	4	4.0
L. Bolmaro	2-0	12.8	1-4	.250	0-1	.000	0-0	.000	0	1	1/0.5	2	4-0	0	1	0	2	1.0
TEAM	42-20	960.0	160-344	.465	56-159	.352	108-136	.794	49	151	200/50.0	101	87-102	37	63	28	484	121.0



2022-23 VS TRAIL BLAZERS

Dec. 10 at Portland
 Dec. 12 at Portland
 Jan. 4 at Minnesota
 Apr. 2 at Minnesota

2021-22 SEASON

46-36 (.561)
 in Northwest

PLAYOFFS

Lost to Memphis, 4-2

SERIES RESULTS SINCE 1996-97

DATE	SITE	W/L	SCORE	DATE	SITE	W/L	SCORE	DATE	SITE	W/L	SCORE	DATE	SITE	W/L	SCORE	DATE	SITE	W/L	SCORE
11/7/96	POR	W	95-94*	2/6/02	MIN	L	103-113	11/14/06	MIN	L	89-101	3/7/12	MIN	L	94-106	4/3/17	MIN	L	109-110
11/12/96	MIN	L	97-100	3/6/02	POR	W	85-78	1/24/07	POR	W	101-98*	4/1/12	POR	W	119-106	4/6/17	POR	W	105-98
1/25/97	POR	W	101-94	3/23/02	MIN	W	108-99	3/25/07	MIN	L	93-94	11/23/12	POR	W	103-95	12/18/17	MIN	L	107-108
2/2/97	MIN	L	102-103	12/14/02	MIN	W	98-92*	12/28/07	POR	W	109-98	1/5/13	MIN	W	102-97	1/14/18	MIN	L	103-120
11/4/97	POR	W	122-105	1/18/03	POR	L	98-104	1/2/08	MIN	W	90-79	2/4/13	MIN	W	100-98	1/24/18	POR	W	123-114
11/26/97	MIN	W	96-90	3/16/03	MIN	L	95-111	3/11/08	MIN	W	103-96	3/2/13	POR	W	109-94	3/1/18	POR	W	108-99
1/9/98	MIN	L	91-96	4/6/03	POR	L	78-97	3/15/08	POR	W	107-96	12/18/13	MIN	L	109-120	11/4/18	POR	W	111-81
3/12/98	POR	W	95-92	12/26/03	POR	W	101-92	11/8/08	POR	W	97-93	1/25/14	POR	W	115-104	11/16/18	MIN	L	96-112
2/28/99	MIN	W	100-93	1/8/04	MIN	L	75-96	11/15/08	MIN	W	88-83	2/8/14	MIN	W	117-110	12/8/18	POR	W	113-105
3/5/99	POR	W	97-85	3/10/04	POR	W	92-79	2/27/09	MIN	W	102-82	2/23/14	POR	W	108-97	4/1/19	MIN	W	132-122
4/25/99	POR	W	100-84	3/14/04	MIN	W	92-83	3/7/09	POR	W	95-93	11/30/14	POR	W	107-93	12/21/19	POR	W	113-106
11/24/99	MIN	W	88-81	12/14/04	MIN	L	89-100	11/8/09	POR	W	116-93	12/10/14	MIN	L	82-90	1/9/20	MIN	L	102-116
12/9/99	POR	W	90-86	1/15/05	MIN	L	84-92	11/11/09	MIN	W	107-84	3/7/15	MIN	L	113-121	1/7/21	POR	W	135-117
1/6/00	MIN	L	96-98	1/22/05	POR	L	83-92	11/21/09	POR	W	106-78	4/8/15	POR	W	116-91	3/13/21	MIN	W	125-121
3/16/00	POR	L	92-96	2/27/05	POR	L	83-91	2/27/10	MIN	W	110-91	11/2/15	MIN	W	106-101	3/14/21	MIN	L	112-114
1/27/01	MIN	L	80-93	11/2/05	MIN	L	86-90	12/17/10	POR	W	107-102	12/5/15	MIN	W	109-103	12/12/21	POR	L	111-116
2/13/01	POR	W	109-88	12/7/05	POR	L	74-84	1/7/11	MIN	W	108-98	1/31/16	POR	W	96-93	1/25/22	POR	L	107-109
4/1/01	POR	L	95-99	12/23/05	MIN	W	91-83	1/17/11	POR	W	113-102	4/9/16	POR	L	105-106	3/5/22	MIN	L	121-135
4/4/01	MIN	L	79-83	2/3/06	POR	W	89-85	2/14/11	MIN	W	95-81	1/1/17	MIN	W	95-89	3/7/22	MIN	L	81-124
12/30/01	POR	L	93-95	11/4/06	POR	W	88-86	3/3/12	POR	L	110-122	3/25/17	POR	W	112-100	--	--	--	--

* overtime



NEW ORLEANS PELICANS



Governor Gayle Benson
 President Dennis Lauscha
 Executive Vice President of Basketball Operations David Griffin
 General Manager Trajan Langdon
 Vice President of Basketball Operations/Team Development Swin Cash
 Head Coach Willie Green
 Assistant Coaches Jarron Collins, Casey Hill, Fred Vinson, Teresa Weatherspoon, Ryan Frazier, Ryan Pannone
 Coaching Advisor Mike D'Antoni
 Player Development Coaches Corey Brewer, Darnell Lazare
 Vice President of Player Care & Performance Aaron Nelson
 Head Athletic Trainer Tom Maystadt
 Sr. VP of Communications & Broadcasting Greg Bensel
 Home Court Smoothie King Center (16,867, 2002)
 Team Colors Blue, Gold, Red
 Radio WRNO (99.5 FM) - Todd Graffagnini, John DeShazier, Joe Cardoso, Erin Summers
 Television Bally Sports New Orleans - Joel Meyers, Antonio Daniels, Jen Hale
 Address 5800 Airline Drive New Orleans, LA 70003

NEW ORLEANS PR STAFF

Dir. of Basketball Communications
 Matt Ryan (matt.ryan@pelicans.com)

 Basketball Communications & Broadcast Manager
 Chris Trahant (chris.trahant@pelicans.com)

 Basketball Communications Coordinator
 Henry Valier (henry.valier@pelicans.com)

 Corporate Communications Manager
 Sam Shannon (sam.shannon@pelicans.com)

2021-22 SEASON SERIES RESULTS

Dec.21 @ New Orleans New Orleans, 111-97
 Mar.30 vs. Portland New Orleans, 117-107
 Apr.7 @ New Orleans New Orleans, 127-94

2021-22 REGULAR SEASON VS. PELICANS

DATE	SITE	TIME/RESULT
Dec.21	New Orleans	L, 97-111
Mar.30	Portland	L, 107-117
Apr.7	New Orleans	L, 94-127

2020-21 REGULAR SEASON VS. PELICANS

DATE	SITE	RESULT
Feb.17	New Orleans	W, 126-124
Mar.16	Portland	W, 125-124
Mar.18	Portland	W, 101-93

SERIES HISTORY VS. PELICANS

	ALL-TIME	STREAKS	LAST WIN	LAST LOSS
Overall	36-32	Lost 3	Mar.18	Apr.7
Home	22-11	Lost 1	Mar.18	Mar.30
Road	12-23	Lost 2	Feb.17	Apr.7

2021-22 PORTLAND STATISTICS VS. NEW ORLEANS

PLAYER	GP-GS	MIN	FG-ATT	FG%	3FG-ATT	3FG%	FT-FTA	FT%	OFF	DEF	TOT/AVG	AST	PF-D	STL	TO	BLK	PTS	AVG
D. Eubanks	2-2	57.7	19-23	.826	1-3	.333	2-2	1.000	3	11	14/7.0	2	8-5	2	2	2	41	20.5
D. Lillard	1-1	39.9	13-24	.542	6-11	.545	7-8	.875	0	2	2/2.0	7	0-9	1	1	0	39	39.0
B. McLemore	3-0	62.6	10-26	.385	8-24	.333	3-3	1.000	1	4	5/1.7	2	4-3	2	4	0	31	10.3
R. Perry	2-0	38.3	13-21	.619	0-3	.000	4-5	.800	6	3	9/4.5	1	10-4	4	3	2	30	15.0
C. Elleby	2-2	61.4	8-20	.400	3-11	.273	7-9	.778	2	7	9/4.5	3	5-7	0	2	0	26	13.0
J. Nurkic	1-1	32.6	6-10	.600	0-0	.000	5-8	.625	0	5	5/5.0	4	5-5	2	3	1	17	17.0
D. Louzada	2-0	30.3	5-10	.500	4-9	.444	2-2	1.000	2	1	3/1.5	1	2-2	1	3	1	16	8.0
N. Powell	1-1	41.9	6-14	.429	2-5	.400	2-3	.667	0	4	4/4.0	2	1-3	1	2	1	16	16.0
B. Williams	2-1	44.1	5-14	.357	2-7	.286	3-4	.750	1	2	3/1.5	14	3-3	1	10	0	15	7.5
G. Brown III	2-2	57.7	5-10	.500	3-8	.375	0-0	.000	0	10	10/5.0	8	5-0	1	5	2	13	6.5
K. Johnson	2-2	53.3	4-14	.286	3-7	.429	2-3	.667	0	3	3/1.5	12	8-3	1	4	1	13	6.5
K. Dunn	2-1	44.7	4-11	.364	0-0	.000	3-3	1.000	1	6	7/3.5	14	4-3	4	7	0	11	5.5
L. Nance Jr.	1-1	28.3	4-5	.800	2-3	.667	0-0	.000	2	4	6/6.0	2	4-0	4	1	0	10	10.0
K. Blevins	2-0	37.3	3-10	.300	3-7	.429	0-0	.000	1	4	5/2.5	0	4-0	1	2	0	9	4.5
R. Covington	1-0	31.0	3-7	.429	1-5	.200	0-0	.000	3	2	5/5.0	2	3-1	2	1	1	7	7.0
E. Hughes	1-0	6.7	1-2	.500	0-1	.000	0-0	.000	0	1	1/1.0	1	1-0	0	0	0	2	2.0
A. Simons	1-0	30.7	1-9	.111	0-3	.000	0-0	.000	0	2	2/2.0	1	2-1	1	1	0	2	2.0
T. Snell	1-1	17.5	0-1	.000	0-0	.000	0-0	.000	0	3	3/3.0	0	1-0	1	1	1	0	0.0
T. Watford	1-0	4.2	0-1	.000	0-0	.000	0-0	.000	1	2	3/3.0	0	1-0	0	0	0	0	0.0
TEAM	30-15	720.0	110-232	.474	38-107	.355	40-50	.800	23	76	99/33.0	76	71-49	29	52	12	298	99.3

2021-22 NEW ORLEANS STATISTICS VS. PORTLAND

PLAYER	GP-GS	MIN	FG-ATT	FG%	3FG-ATT	3FG%	FT-FTA	FT%	OFF	DEF	TOT/AVG	AST	PF-D	STL	TO	BLK	PTS	AVG
C. McCollum	2-2	65.9	18-35	.514	8-16	.500	4-10	.400	0	7	7/3.5	11	2-7	3	7	0	48	24.0
B. Ingram	2-2	65.1	16-34	.471	2-9	.222	13-18	.722	2	12	14/7.0	14	3-13	1	4	0	47	23.5
J. Valanciunas	3-3	87.9	17-32	.531	0-4	.000	9-10	.900	12	23	35/11.7	7	12-15	4	8	1	43	14.3
W. Hernangomez	2-0	42.8	10-14	.714	0-1	.000	10-10	1.000	5	15	20/10.0	3	4-7	1	1	0	30	15.0
J. Hayes	2-2	46.0	11-16	.688	1-3	.333	6-7	.857	4	2	6/3.0	0	2-6	2	0	2	29	14.5
N. Alexander-Walker	1-0	25.7	10-16	.625	6-9	.667	1-1	1.000	1	2	3/3.0	4	1-1	0	4	0	27	27.0
T. Murphy III	3-0	53.7	7-19	.368	5-12	.417	3-3	1.000	4	5	9/3.0	0	3-4	2	2	0	22	7.3
J. Hart	1-1	40.8	7-10	.700	1-4	.250	5-5	1.000	1	4	5/5.0	5	4-3	3	3	1	20	20.0
L. Nance Jr.	2-0	39.0	9-13	.692	0-1	.000	2-2	1.000	5	4	9/4.5	1	3-1	0	0	1	20	10.0
D. Graham	3-2	63.4	5-16	.313	3-14	.214	5-5	1.000	1	3	4/1.3	11	1-3	3	2	1	18	6.0
H. Jones	3-3	81.7	5-14	.357	2-6	.333	2-2	1.000	5	5	10/3.3	8	10-2	4	1	3	14	4.7
J. Alvarado	2-0	37.3	5-9	.556	1-4	.250	2-4	.500	1	3	4/2.0	12	1-4	8	4	0	13	6.5
N. Marshall	2-0	23.6	2-6	.333	0-2	.000	7-8	.875	0	2	2/1.0	5	1-4	2	3	1	11	5.5
J. Harper	1-0	5.0	2-4	.500	1-3	.333	3-3	1.000	0	0	0/0.0	0	0-1	0	0	0	8	8.0
T. Snell	1-0	7.1	2-3	.667	1-1	1.000	0-0	.000	1	1	2/2.0	0	1-0	0	0	0	5	5.0
G. Clark	1-0	7.1	0-2	.000	0-1	.000	0-0	.000	1	0	1/1.0	1	0-0	1	0	0	0	0.0
T. Satoransky	1-0	11.0	0-3	.000	0-0	.000	0-0	.000	0	0	0/0.0	1	0-0	1	1	0	0	0.0
G. Temple	2-0	17.1	0-5	.000	0-4	.000	0-0	.000	0	2	2/1.0	1	1-0	1	0	0	0	0.0
TEAM	34-15	720.0	126-251	.502	31-94	.330	72-88	.818	43	90	133/44.3	84	49-71	36	40	10	355	118.3



2022-23 VS TRAIL BLAZERS

Nov. 10 at New Orleans
 Mar. 1 at Portland
 Mar. 12 at New Orleans
 Mar. 27 at Portland

2021-22 SEASON

36-46 (.439)
 in Southwest

PLAYOFFS

Lost to Phoenix, 4-2

SERIES RESULTS SINCE 1996-97

DATE	SITE	W/L	SCORE	DATE	SITE	W/L	SCORE	DATE	SITE	W/L	SCORE	DATE	SITE	W/L	SCORE	DATE	SITE	W/L	SCORE
12/17/02	POR	W	102-93	11/2/07	NOH	L	93-113	3/30/11	NOH	L	91-95	4/4/15	POR	W	99-90	1/18/19	POR	W	128-112
1/24/03	NOH	W	97-96*	11/7/07	POR	W	93-90	1/16/12	NOH	W	84-77	10/28/15	POR	W	112-94	3/15/19	NOP	W	122-110
11/15/03	NOH	L	79-101	12/17/07	POR	W	88-76	2/10/12	NOH	W	94-86	12/14/15	POR	W	105-101	11/19/19	NOP	L	104-115
4/3/04	POR	L	81-94	1/23/08	NOH	L	81-96	3/5/12	POR	W	86-74	12/23/15	NOP	L	89-115	12/23/19	POR	L	94-102
1/14/05	NOH	L	106-112	11/14/08	NOH	L	82-87	3/29/12	POR	W	99-93	3/18/16	NOP	W	117-112	2/11/20	NOP	L	117-138
2/9/05	POR	L	80-91	11/28/08	POR	W	101-86	12/16/12	POR	W	95-94	11/18/16	NOP	L	101-113	2/21/20	POR	L	115-128
4/10/05	NOH	W	90-81	1/2/09	POR	L	77-92	2/13/13	NOH	L	63-99	11/25/16	POR	W	119-104	2/17/21	NOP	W	126-124
12/9/05	POR	W	98-95*	2/2/09	NOH	W	97-89	3/10/13	NOH	L	96-98	3/14/17	NOP	L	77-100	3/16/21	POR	W	125-124
1/6/06	NOK	L	80-90	11/13/09	NOH	W	86-78	12/21/13	POR	W	110-107	4/12/17	POR	L	100-103	3/18/21	POR	W	101-93
2/15/06	NOK	L	86-102	1/25/10	POR	L	97-98	12/30/13	NOP	L	108-110	10/24/17	POR	W	103-93	12/21/21	NOP	L	97-111
2/26/06	POR	L	75-88	3/27/10	NOH	W	112-101	3/14/14	NOP	W	111-103	12/2/17	POR	L	116-123	3/30/22	POR	L	107-117
11/10/06	POR	W	92-91	11/13/10	NOH	L	87-107	4/6/14	POR	W	100-94	1/12/18	NOP	L	113-119	4/7/22	NOP	L	94-127
12/27/06	POR	W	100-85	11/26/10	POR	L	78-97	11/17/14	POR	W	102-93	3/27/18	NOP	W	107-103	--	--	--	--
1/29/07	NOK	L	91-103	2/16/11	POR	W	103-96	12/20/14	NOP	W	114-88	11/1/18	POR	W	132-119	--	--	--	--

* overtime



NEW YORK KNICKS



Executive Chairman, The Madison Square Garden Company James L. Dolan
 President Leon Rose
 General Manager Scott Perry
 Head Coach Tom Thibodeau
 Associate Head Coach Johnnie Bryant
 Assistant Coaches Andy Greer, Larry Greer, Kenny Payne, Darren Erman
 Head Athletic Trainer Roger Hinds
 Address Two Pennsylvania Plaza, New York, NY 10121
 Home Court Madison Square Garden (19,812) - 1968
 Team Colors Orange, white and blue
 Television MSG Network: Mike Breen, Walt Frazier, Rebecca Haarlow
 Radio ESPN Radio (98.7 FM): Ed Cohen, Brendan Brown

NEW YORK PR STAFF

Gregg Schwartz
 Vice President, Communications (gregg.schwartz@msg.com)

Mallory Kwitter
 Director of Public Relations (Mallory.kwitter@msgsports.com)

Derek Lapinski
 Senior Manager, Communications (derek.lapinski@msg.com)

Brittany Stamoulis
 Coordinator, Communications (brittany.stamoulis@msg.com)

2021-22 SEASON SERIES RESULTS

Feb.12 vs. Portland Portland, 112-103
 Mar.16 @ New York New York, 128-98

2021-22 REGULAR SEASON VS. KNICKS

DATE	SITE	TIME/RESULT
Feb.12	Portland	W, 112-103
Mar.16	New York	L, 98-128

2020-21 REGULAR SEASON VS. KNICKS

DATE	SITE	RESULT
Jan.24	Portland	W, 116-113
Feb.6	New York	L, 99-110

SERIES HISTORY VS. KNICKS

	ALL-TIME	STREAKS	LAST WIN	LAST LOSS
Overall	69-50	Lost 1	Feb.12	Mar.16
Home	45-14	Won 6	Feb.12	Dec.12
Road	24-36	Lost 3	Nov.20	Mar.16

2021-22 PORTLAND STATISTICS VS. NEW YORK

PLAYER	GP-GS	MIN	FG-ATT	FG%	3FG-ATT	3FG%	FT-FTA	FT%	OFF	DEF	TOT/AVG	AST	PF-D	STL	TO	BLK	PTS	AVG
J. Hart	2-2	64.5	13-27	.481	5-12	.417	9-12	.750	0	6	6/3.0	5	6-12	0	6	0	40	20.0
A. Simons	1-1	37.1	11-23	.478	6-12	.500	2-3	.667	2	3	5/5.0	8	1-2	0	2	0	30	30.0
B. McLemore	2-0	44.8	8-17	.471	5-12	.417	2-2	1.000	0	6	6/3.0	2	7-5	1	1	0	23	11.5
J. Winslow	2-2	56.0	8-20	.400	2-8	.250	3-3	1.000	4	8	12/6.0	8	5-4	1	1	1	21	10.5
T. Watford	2-1	46.6	5-12	.417	0-3	.000	5-6	.833	2	11	13/6.5	8	7-3	0	3	0	15	7.5
B. Williams	1-1	29.0	6-15	.400	2-6	.333	0-2	.000	1	1	2/2.0	2	2-2	0	2	2	14	14.0
K. Dunn	1-0	27.6	6-9	.667	1-1	1.000	0-0	.000	0	1	1/1.0	7	3-0	1	2	0	13	13.0
C. Elleby	2-1	45.3	5-11	.455	2-6	.333	1-2	.500	2	7	9/4.5	1	7-1	0	2	1	13	6.5
J. Nurkic	1-1	33.3	5-10	.500	0-0	.000	2-2	1.000	4	16	20/20.0	6	5-7	0	5	0	12	12.0
D. Eubanks	1-1	29.6	5-8	.625	0-0	.000	0-0	.000	1	8	9/9.0	5	3-1	0	1	0	10	10.0
E. Hughes	2-0	15.8	3-9	.333	2-8	.250	0-0	.000	0	1	1/0.5	0	3-0	0	0	0	8	4.0
K. Johnson	1-0	17.7	3-5	.600	1-2	.500	0-0	.000	1	0	1/1.0	2	4-0	0	1	1	7	7.0
G. Brown III	2-0	28.0	2-7	.286	0-3	.000	0-2	.000	2	4	6/3.0	1	4-1	1	0	0	4	2.0
K. Blevins	1-0	4.8	0-2	.000	0-1	.000	0-0	.000	0	1	1/1.0	0	0-0	0	0	0	0	0.0
TEAM	21-10	480.0	80-175	.457	26-74	.351	24-34	.706	19	73	92/46.0	55	57-38	4	26	5	210	105.0

2021-22 NEW YORK STATISTICS VS. PORTLAND

PLAYER	GP-GS	MIN	FG-ATT	FG%	3FG-ATT	3FG%	FT-FTA	FT%	OFF	DEF	TOT/AVG	AST	PF-D	STL	TO	BLK	PTS	AVG
J. Randle	2-2	74.3	13-38	.342	0-9	.000	22-25	.880	4	21	25/12.5	13	5-17	1	7	1	48	24.0
R. Barrett	1-1	40.3	10-20	.500	5-11	.455	6-7	.857	2	2	4/4.0	5	1-5	2	1	1	31	31.0
K. Walker	1-1	25.9	7-12	.583	4-8	.500	5-5	1.000	0	1	1/1.0	2	0-3	0	0	0	23	23.0
I. Quickley	2-0	36.3	5-11	.455	3-6	.500	9-10	.900	0	7	7/3.5	6	4-6	1	2	0	22	11.0
Q. Grimes	1-1	36.8	6-10	.600	5-8	.625	3-6	.500	3	1	4/4.0	3	5-4	2	1	0	20	20.0
A. Burks	2-1	47.8	5-17	.294	3-7	.429	5-5	1.000	1	11	12/6.0	6	5-5	2	0	0	18	9.0
E. Fournier	2-2	63.9	6-23	.261	5-19	.263	1-3	.333	1	4	5/2.5	9	3-3	4	4	1	18	9.0
O. Toppin	2-0	22.2	6-12	.500	1-5	.200	0-0	.000	0	4	4/2.0	2	0-0	0	1	0	13	6.5
M. Robinson	2-2	38.5	4-4	1.000	0-0	.000	1-2	.500	2	4	6/3.0	0	4-4	0	2	8	9	4.5
T. Gibson	1-0	26.8	4-6	.667	0-1	.000	0-0	.000	2	5	7/7.0	1	6-2	0	1	1	8	8.0
M. McBride	1-0	19.6	1-1	1.000	1-1	1.000	4-4	1.000	0	4	4/4.0	3	1-3	2	0	0	7	7.0
C. Reddish	1-0	14.4	1-3	.333	0-1	.000	4-4	1.000	0	1	1/1.0	0	0-2	1	1	1	6	6.0
J. Sims	2-0	29.5	2-3	.667	0-0	.000	1-2	.500	3	4	7/3.5	0	4-3	0	2	1	5	2.5
R. Arcidiacono	1-0	3.6	1-1	1.000	1-1	1.000	0-0	.000	0	1	1/1.0	0	0-0	0	0	0	3	3.0
TEAM	21-10	480.0	71-161	.441	28-77	.364	61-73	.836	18	70	88/44.0	50	38-57	15	22	14	231	115.5

2022-23 VS TRAIL BLAZERS

 Nov. 25 at New York
 Mar. 14 at Portland

2021-22 SEASON

 37-45 (.451)
 in Atlantic

PLAYOFFS

Did not qualify

SERIES RESULTS SINCE 1996-97

DATE	SITE	W/L	SCORE	DATE	SITE	W/L	SCORE	DATE	SITE	W/L	SCORE	DATE	SITE	W/L	SCORE	DATE	SITE	W/L	SCORE
2/26/97	POR	L	95-96*	1/5/03	NYK	W	92-89	2/1/08	POR	W	94-88*	3/14/13	POR	W	105-90	3/6/18	POR	W	111-87
3/23/97	NYK	W	94-88	2/17/03	POR	W	99-91	3/8/08	NYK	W	120-114*	11/25/13	POR	W	102-91	11/20/18	NYK	W	118-114
2/20/98	POR	L	89-98	12/5/03	POR	W	88-81	12/2/08	NYK	W	104-97	2/5/14	NYK	W	94-90	1/7/19	POR	W	111-101
3/19/98	NYK	W	82-77	3/29/04	NYK	L	91-92	2/8/09	POR	W	109-108	12/7/14	NYK	W	103-99	12/10/19	POR	W	115-87
2/3/00	NYK	L	88-98	1/9/05	NYK	L	105-113	12/7/09	NYK	L	84-93	12/28/14	POR	W	101-79	1/1/20	NYK	L	93-117
3/26/00	POR	L	89-93	3/26/05	POR	W	103-96	3/31/10	POR	W	118-90	12/12/15	POR	L	110-112	1/24/21	POR	W	116-113
1/13/01	NYK	L	78-91	11/9/05	POR	W	95-83	10/30/10	NYK	W	100-95	3/1/16	NYK	W	104-85	2/6/21	NYK	L	99-110
3/30/01	POR	W	96-79	11/20/05	NYK	L	92-103	1/11/11	POR	L	86-100	11/22/16	NYK	L	103-107	2/12/22	POR	W	112-103
11/13/01	NYK	L	82-89	1/3/07	POR	L	81-99	3/14/12	NYK	L	79-121	3/23/17	POR	W	110-95	3/16/22	NYK	L	98-128
4/4/02	POR	W	88-80	3/22/07	NYK	W	92-86	1/1/13	NYK	W	105-100	11/27/17	NYK	W	103-91	--	--	--	--

* overtime



OKLAHOMA CITY THUNDER



Chairman Clay Bennett
 Executive Vice President/General Manager Sam Presti
 Vice Presidents of Basketball Operations Will Dawkins, Rob Hennigan
 EVP/Chief Administrative Officer Danny Barth
 Head Coach Mark Daigneault
 Assistant Coaches Dave Bliss, Mike Wilks, David Akinyooye, Kameron Woods
 Assistant Coach for Player Development Eric Maynor
 Assistant Coach for Player Development Zach Peterson
 Assistant Coach for Program Development Connor Johnson
 Vice President of Human & Player Performance Donnie Strack, DPT, ATC
 Senior Athletic Performance Coach Andrew Paul
 Vice President of Logistics & Engagement Marc St. Yves
 Team Colors Thunder blue, Thunder navy, Thunder sunset, Thunder yellow
 Home Court Paycom Center (18,203)
 Television ... Bally Sports Oklahoma (Cable), Michael Cage (analyst), Chris Fisher (play-by-play), Nick "Sparky" Gallo (sideline reporter) and Paris Lawson (sideline reporter)
 Radio WWLS 98.1 FM/640 AM, Matt Pinto
 Spanish Radio WKY 930 AM, Eleno Ornelas

OKLAHOMA CITY PR STAFF

Vice President of Basketball Communications & Engagement
 Matt Tumbleson (mtumbleson@okcthunder.com)

Senior Basketball Communications Lead
 John Read (jread@okcthunder.com)

Basketball Communications Coordinator
 Laila Wani (lwani@okcthunder.com)

Basketball Communications Coordinator
 Heather Ward (hward@okcthunder.com)

2021-22 SEASON SERIES RESULTS

Jan.31 @ Oklahoma City
 Feb.4 vs. Portland
 Mar.28 vs. Portland
 Apr.5 @ Oklahoma City

Oklahoma City, 98-81
 Oklahoma City, 96-93
 Oklahoma City, 134-131
 Oklahoma City, 98-94

2021-22 REGULAR SEASON VS. THUNDER

DATE	SITE	TIME/RESULT
Jan.31	Oklahoma City	L, 81-98
Feb.4	Portland	L, 93-96
Mar.28	Portland	L, 131-134 (OT)
Apr.5	Oklahoma City	L, 94-98

2020-21 REGULAR SEASON VS. THUNDER

DATE	SITE	RESULT
Jan.25	Portland	L, 122-125
Feb.16	Oklahoma City	W, 115-104
Apr.3	Portland	W, 133-85

SERIES HISTORY VS. THUNDER

	ALL-TIME	STREAKS	LAST WIN	LAST LOSS
Overall	120-127	Lost 4	Apr.3	Apr.5
Home	78-46	Lost 2	Apr.3	Mar.28
Road	42-81	Lost 2	Feb.16	Apr.5

2021-22 PORTLAND STATISTICS VS. OKLAHOMA CITY

PLAYER	GP-GS	MIN	FG-ATT	FG%	3FG-ATT	3FG%	FT-FTA	FT%	OFF	DEF	TOT/AVG	AST	PF-D	STL	TO	BLK	PTS	AVG
B. McLemore	4-0	89.8	17-49	.347	12-38	.316	3-4	.750	0	6	6/1.5	2	6-3	3	3	1	49	12.3
D. Eubanks	2-2	75.5	18-22	.818	0-0	.000	5-6	.833	7	11	18/9.0	3	7-5	5	3	4	41	20.5
C. McCollum	2-2	77.0	19-41	.463	2-15	.133	0-0	.000	1	8	9/4.5	12	3-5	0	3	0	40	20.0
K. Johnson	2-2	77.8	14-33	.424	6-16	.375	1-2	.500	3	8	11/5.5	9	6-2	5	7	2	35	17.5
J. Nurkic	2-2	63.5	13-31	.419	0-0	.000	2-3	.667	11	14	25/12.5	3	8-7	3	5	1	28	14.0
A. Simons	2-2	71.2	10-31	.323	3-18	.167	4-5	.800	1	9	10/5.0	6	3-8	2	5	0	27	13.5
G. Brown III	3-1	49.3	10-18	.556	1-4	.250	5-6	.833	5	5	10/3.3	1	6-5	3	1	2	26	8.7
B. Williams	1-1	41.0	8-20	.400	5-8	.625	4-6	.667	1	3	4/4.0	12	4-5	4	3	0	25	25.0
C. Elleby	3-3	91.8	7-20	.350	3-6	.500	5-6	.833	10	14	24/8.0	9	4-4	0	1	3	22	7.3
K. Dunn	2-1	53.1	8-22	.364	0-2	.000	1-2	.500	3	8	11/5.5	10	4-3	3	4	1	17	8.5
N. Powell	1-1	37.3	6-15	.400	3-8	.375	2-3	.667	0	5	5/5.0	2	2-3	0	1	1	17	17.0
T. Snell	2-1	49.2	6-11	.545	3-8	.375	0-0	.000	1	8	9/4.5	2	2-0	2	0	2	15	7.5
K. Blevins	3-0	42.0	5-15	.333	3-10	.300	0-0	.000	4	6	10/3.3	1	4-0	3	5	0	13	4.3
T. Watford	2-0	28.1	6-8	.750	0-2	.000	1-1	1.000	2	5	7/3.5	2	5-1	2	2	0	13	6.5
D. Smith Jr.	2-0	34.8	6-11	.545	0-0	.000	0-0	.000	2	6	8/4.0	4	4-2	0	5	1	12	6.0
E. Hughes	2-1	38.5	4-14	.286	2-9	.222	0-1	.000	1	1	2/1.0	4	5-2	2	0	0	10	5.0
D. Louzada	1-0	17.4	2-5	.400	1-2	.500	0-0	.000	0	4	4/4.0	0	1-0	0	0	0	5	5.0
R. Covington	1-1	34.4	0-5	.000	0-5	.000	2-2	1.000	0	4	4/4.0	3	5-1	3	4	3	2	2.0
R. Perry	1-0	13.3	1-6	.167	0-2	.000	0-0	.000	0	4	4/4.0	3	1-0	1	2	0	2	2.0
TEAM	38-20	985.0	160-377	.424	44-153	.288	35-47	.745	52	129	181/45.3	88	80-56	41	54	21	399	99.8

2021-22 OKLAHOMA CITY STATISTICS VS. PORTLAND

PLAYER	GP-GS	MIN	FG-ATT	FG%	3FG-ATT	3FG%	FT-FTA	FT%	OFF	DEF	TOT/AVG	AST	PF-D	STL	TO	BLK	PTS	AVG
I. Roby	2-2	81.2	18-31	.581	7-13	.538	5-10	.500	3	11	14/7.0	7	6-6	3	5	8	48	24.0
L. Dort	2-2	67.5	13-31	.419	6-16	.375	9-12	.750	4	9	13/6.5	5	4-9	3	6	1	41	20.5
A. Wiggins	2-2	67.7	14-27	.519	3-10	.300	4-5	.800	7	6	13/6.5	8	1-4	0	4	0	35	17.5
J. Giddey	2-2	68.3	12-27	.444	2-8	.250	4-4	1.000	3	16	19/9.5	7	4-6	1	8	1	30	15.0
J. Hoard	1-1	45.6	11-17	.647	1-3	.333	1-6	.167	7	14	21/21.0	3	2-3	3	2	0	24	24.0
V. Krejci	2-2	53.7	9-16	.563	5-11	.455	0-0	.000	0	6	6/3.0	3	2-3	5	2	1	23	11.5
T. Maledon	3-1	59.9	7-21	.333	4-11	.364	5-6	.833	0	12	12/4.0	7	3-8	0	4	0	23	7.7
T. Mann	2-2	56.4	8-27	.296	3-15	.200	3-3	1.000	1	4	5/2.5	1	0-4	3	2	0	22	11.0
O. Sarr	2-0	73.7	8-15	.533	0-3	.000	6-7	.857	6	11	17/8.5	1	4-9	2	3	2	22	11.0
T. Jerome	2-0	43.3	6-18	.333	6-15	.400	2-2	1.000	0	3	3/1.5	14	6-6	0	2	0	20	10.0
L. Waters III	2-0	28.8	6-15	.400	6-13	.462	2-2	1.000	1	2	3/1.5	3	2-2	1	3	0	20	10.0
D. Bazley	2-1	62.2	6-13	.462	4-6	.667	3-4	.750	4	13	17/8.5	6	0-2	1	2	1	19	9.5
K. Williams	2-0	47.6	8-17	.471	2-8	.250	0-1	.000	6	4	10/5.0	6	3-2	2	2	0	18	9.0
G. Kalaitzakis	1-1	42.9	6-13	.462	2-7	.286	3-8	.375	0	1	1/1.0	2	1-5	3	7	1	17	17.0
M. Muscala	2-0	25.8	5-13	.385	3-6	.500	3-4	.750	2	6	8/4.0	1	2-3	1	0	2	16	8.0
M. Diakite	2-1	39.3	5-9	.556	0-2	.000	5-6	.833	1	9	10/5.0	2	7-3	0	2	3	15	7.5
A. Pokusevski	1-1	41.2	4-11	.364	2-6	.333	1-1	1.000	1	7	8/8.0	11	3-1	0	6	1	11	11.0
Z. Simpson	1-1	43.6	5-12	.417	0-1	.000	0-0	.000	0	3	3/3.0	5	3-1	1	2	2	10	10.0
D. Favors	1-1	21.4	2-6	.333	0-1	.000	2-2	1.000	0	7	7/7.0	0	3-1	0	0	1	6	6.0
J. Robinson-Earl	1-0	15.2	2-5	.400	0-2	.000	2-2	1.000	2	6	8/8.0	1	0-2	1	0	0	6	6.0
TEAM	35-20	984.9	155-344	.451	56-157	.357	60-85	.706	48	150	198/49.5	93	56-80	30	62	24	426	106.5



2022-23 VS TRAIL BLAZERS

Dec. 19 at Oklahoma City
 Dec. 21 at Oklahoma City
 Feb. 10 at Portland
 Mar. 26 at Portland

2021-22 SEASON

24-58 (.293)
 in Northwest

PLAYOFFS

Did not qualify

SERIES RESULTS SINCE 1996-97

DATE	SITE	W/L	SCORE	DATE	SITE	W/L	SCORE	DATE	SITE	W/L	SCORE	DATE	SITE	W/L	SCORE	DATE	SITE	W/L	SCORE
11/2/96	SEA	L	93-104	1/29/02	SEA	W	92-86	3/18/07	POR	L	77-95	3/27/12	POR	L	95-109	11/5/17	POR	W	103-99
12/18/96	POR	L	102-106	2/20/02	SEA	W	90-84	4/14/07	POR	W	108-102	11/2/12	OKC	L	92-106	1/9/18	OKC	W	117-106
1/22/97	SEA	L	97-98	3/30/02	POR	L	87-92	12/25/07	POR	W	89-79	1/13/13	POR	L	83-87	3/3/18	POR	W	108-100
3/9/97	POR	W	103-93	11/21/02	SEA	W	89-85	2/21/08	POR	W	92-88	3/24/13	OKC	L	83-103	3/25/18	OKC	W	108-105
10/31/97	POR	L	83-91	12/21/02	POR	W	81-80	2/22/08	SEA	L	87-99	4/12/13	POR	L	90-106	1/4/19	POR	L	109-111
12/12/97	SEA	L	98-111	2/15/03	POR	W	101-96	3/24/08	SEA	L	84-97	12/4/13	POR	W	111-104	1/22/19	OKC	L	114-123
2/18/98	SEA	L	95-101	3/11/03	SEA	W	92-77	2/6/09	OKC	L	93-102	12/31/13	OKC	W	98-94	2/1/19	OKC	L	111-120
4/19/98	POR	L	82-90	11/7/03	SEA	L	82-100	2/11/09	POR	W	106-92	1/21/14	OKC	L	97-105	3/7/19	POR	L	121-129*
2/7/99	SEA	L	88-91	1/5/04	SEA	L	108-119*	4/3/09	OKC	W	107-72	2/11/14	POR	L	95-98	10/30/19	OKC	W	102-99
4/2/99	POR	W	107-95	2/8/04	POR	W	95-85	4/13/09	POR	W	113-83	10/29/14	POR	W	106-89	11/27/19	POR	W	136-119
4/8/99	SEA	L	86-87	3/27/04	POR	W	115-108*	11/1/09	OKC	W	83-74	12/23/14	OKC	W	115-111*	12/8/19	POR	L	96-108
4/28/99	POR	W	119-84	11/30/04	POR	W	100-94	2/9/10	POR	L	77-89	2/27/15	POR	W	115-112	1/18/20	OKC	L	106-119
12/16/99	SEA	W	107-81	12/4/04	SEA	L	89-99	3/28/10	OKC	W	92-87	4/13/15	OKC	L	90-101	1/25/21	POR	L	122-125
12/28/99	POR	W	94-89	3/24/05	POR	L	91-96	4/12/10	POR	W	103-95	12/16/15	OKC	L	90-106	2/16/21	OKC	W	115-104
3/18/00	SEA	W	97-96	4/1/05	SEA	L	87-89	11/4/10	POR	L	106-107*	1/10/16	POR	W	115-110	4/3/21	POR	W	133-85
4/2/00	POR	W	95-82	12/16/05	POR	L	99-111	11/12/10	OKC	L	108-110	3/14/16	OKC	L	94-128	1/31/22	OKC	L	81-98
11/4/00	SEA	W	97-90	1/30/06	SEA	W	116-111	3/27/11	OKC	L	90-99	4/6/16	POR	W	120-115	2/4/22	POR	L	93-96
11/28/00	POR	L	93-105	4/2/06	SEA	L	83-122	4/1/11	POR	W	98-91	12/13/16	POR	W	114-95	3/28/22	POR	L	131-134*
2/7/01	POR	W	97-80	4/7/06	POR	L	108-121	1/3/12	OKC	W	103-93	2/5/17	OKC	L	99-105	4/5/22	OKC	L	94-98
3/13/01	SEA	L	90-99	11/1/06	SEA	W	110-106	2/6/12	POR	L	107-111*	3/2/17	POR	W	114-109	--	--	--	--
12/8/01	POR	W	113-92	2/26/07	SEA	L	73-97	3/18/12	OKC	L	95-111	3/7/17	OKC	W	126-121	--	--	--	--

* overtime



ORLANDO MAGIC



Chairman/Governor Dan DeVos
 Chief Executive Officer/Alternate Governor Alex Martins
 President of Basketball Operations Jeff Weltman
 General Manager John Hammond
 Associate General Manager Pete D'Alessandro
 Assistant General Manager David Benca, Anthony Parker
 Director of Player Development & Basketball Operations Becky Bonner
 Head Coach Jamahl Mosley
 Assistant Coaches Nate Tibbetts, Jesse Mermuys, Dale Osbourne, Bret Brielmaier, Lionel Chalmers, Dylan Murphy
 High Performance Director Lindsay Winninger
 Head Athletic Trainer Ernest Eugene
 Head Strength and Conditioning Coach Todor Pandov
 Arena (capacity) Amway Center (18,846)
 Colors Blue, Silver and Black
 Television Bally Sports Florida, David Steele, Jeff Turner, Dante Marchitelli
 Radio FM 96.9 The Game (*simulcast with Bally Sports Florida), David Steele, Jeff Turner, Dante Marchitelli
 Founded 1989-90

ORLANDO PR STAFF

Chief Communications Officer
 Joel Glass (jglass@orlandomagic.com)

Senior Director of Communications
 George Galante (ggalante@orlandomagic.com)

Director of Public Relations
 Trish Wingerson (twingerson@orlandomagic.com)

Communications Specialist
 Louis Axen (laxen@orlandomagic.com)

2021-22 SEASON SERIES RESULTS

Jan.17 @ Orlando
 Feb.8 vs. Portland
 Portland, 98-88
 Orlando, 113-95

2021-22 REGULAR SEASON VS. MAGIC

DATE	SITE	TIME/RESULT
Jan.17	Orlando	W, 98-88
Feb.8	Portland	L, 95-113

2020-21 REGULAR SEASON VS. MAGIC

DATE	SITE	RESULT
Feb.9	Portland	W, 106-97
Mar.26	Orlando	W, 112-105

SERIES HISTORY VS. MAGIC

	ALL-TIME	STREAKS	LAST WIN	LAST LOSS
Overall	39-26	Lost 1	Jan.17	Feb.8
Home	21-12	Lost 1	Feb.9	Feb.8
Road	18-14	Won 6	Jan.17	Dec.18

2021-22 PORTLAND STATISTICS VS. ORLANDO

PLAYER	GP-GS	MIN	FG-ATT	FG%	3FG-ATT	3FG%	FT-FTA	FT%	OFF	DEF	TOT/AVG	AST	PF-D	STL	TO	BLK	PTS	AVG
J. Nurkic	2-2	69.8	14-37	.378	0-6	.000	7-10	.700	9	24	33/16.5	6	5-7	5	8	4	35	17.5
A. Simons	2-2	73.4	11-28	.393	3-14	.214	7-8	.875	1	6	7/3.5	12	2-6	1	4	0	32	16.0
B. McLemore	2-1	52.8	9-22	.409	7-18	.389	2-2	1.000	2	1	3/1.5	3	2-2	1	2	1	27	13.5
C. McCollum	1-1	28.2	7-13	.538	2-4	.500	0-0	.000	0	1	1/1.0	2	2-0	1	4	1	16	16.0
T. Watford	2-0	32.4	6-13	.462	0-3	.000	4-4	1.000	3	3	6/3.0	0	2-3	0	1	0	16	8.0
G. Brown III	2-0	21.1	4-13	.308	2-7	.286	5-6	.833	3	6	9/4.5	1	1-4	1	0	0	15	7.5
N. Little	1-1	35.3	4-9	.444	0-2	.000	5-5	1.000	5	5	10/10.0	4	1-5	1	1	1	13	13.0
J. Winslow	1-1	32.8	5-12	.417	2-7	.286	0-0	.000	0	7	7/7.0	3	0-0	2	4	2	12	12.0
C. Elleby	1-1	34.2	4-10	.400	1-2	.500	2-2	1.000	4	5	9/9.0	4	3-3	2	2	0	11	11.0
D. Smith Jr.	2-0	33.8	2-9	.222	0-0	.000	5-7	.714	0	5	5/2.5	4	6-3	2	1	1	9	4.5
R. Covington	1-1	34.2	3-10	.300	1-5	.200	0-0	.000	1	10	11/11.0	2	3-0	2	2	3	7	7.0
K. Blevins	2-0	13.4	0-3	.000	0-2	.000	0-0	.000	0	2	2/1.0	0	0-0	0	1	0	0	0.0
T. Snell	1-0	18.6	0-2	.000	0-2	.000	0-0	.000	0	2	2/2.0	0	2-0	0	0	0	0	0.0
TEAM	20-10	480.0	69-181	.381	18-72	.250	37-44	.841	28	77	105/52.5	41	29-33	18	30	13	193	96.5

2021-22 ORLANDO STATISTICS VS. PORTLAND

PLAYER	GP-GS	MIN	FG-ATT	FG%	3FG-ATT	3FG%	FT-FTA	FT%	OFF	DEF	TOT/AVG	AST	PF-D	STL	TO	BLK	PTS	AVG
C. Anthony	2-2	62.9	12-31	.387	4-12	.333	4-5	.800	2	14	16/8.0	15	7-3	3	7	1	32	16.0
F. Wagner	2-2	61.8	12-32	.375	3-9	.333	0-0	.000	3	11	14/7.0	9	2-2	1	5	0	27	13.5
G. Harris	2-1	61.6	9-20	.450	6-14	.429	1-2	.500	2	3	5/2.5	4	3-3	1	3	0	25	12.5
C. Okeke	2-1	57.9	9-19	.474	5-10	.500	0-1	.000	1	8	9/4.5	3	2-2	2	0	1	23	11.5
M. Bamba	2-1	39.5	8-13	.615	2-5	.400	0-0	.000	2	16	18/9.0	3	4-0	2	2	4	18	9.0
W. Carter Jr.	1-1	29.8	7-10	.700	2-3	.667	2-2	1.000	1	7	8/8.0	5	2-2	0	1	3	18	18.0
R. Lopez	2-1	40.7	6-12	.500	1-1	1.000	3-6	.500	5	5	10/5.0	2	6-6	0	5	2	16	8.0
M. Wagner	1-0	14.8	5-9	.556	2-4	.500	2-2	1.000	0	4	4/4.0	2	1-2	0	0	2	14	14.0
J. Suggs	2-1	28.6	5-12	.417	0-4	.000	1-2	.500	1	5	6/3.0	4	4-3	1	5	0	11	5.5
R. Hampton	1-0	18.2	2-6	.333	1-1	1.000	4-6	.667	0	1	1/1.0	0	0-4	3	0	0	9	9.0
T. Ross	2-0	49.4	2-9	.222	1-5	.200	1-2	.500	1	5	6/3.0	5	0-2	3	1	1	6	3.0
I. Brazdeikis	2-0	12.7	1-6	.167	0-1	.000	0-0	.000	1	1	2/1.0	3	2-0	1	1	0	2	1.0
A. Schofield	1-0	2.2	0-1	.000	0-1	.000	0-0	.000	1	0	1/1.0	0	0-0	0	0	0	0	0.0
TEAM	22-10	480.0	78-180	.433	27-70	.386	18-28	.643	20	80	100/50.0	55	33-29	17	30	14	201	100.5

2022-23 VS TRAIL BLAZERS

Jan. 10 at Portland
 Mar. 5 at Orlando

2021-22 SEASON

22-60 (.268)
 in Southeast

PLAYOFFS

Did not qualify



SERIES RESULTS SINCE 1996-97

DATE	SITE	W/L	SCORE	DATE	SITE	W/L	SCORE	DATE	SITE	W/L	SCORE	DATE	SITE	W/L	SCORE
12/10/96	POR	L	93-99	11/20/02	POR	W	98-84	11/26/07	POR	L	74-85	2/10/13	ORL	L	104-110
2/19/97	ORL	L	84-95	2/4/03	ORL	W	96-89	1/19/08	ORL	L	94-101	1/8/14	POR	W	110-94
12/2/97	POR	L	88-89	2/24/04	ORL	W	94-91*	11/10/08	ORL	W	106-99	3/25/14	ORL	L	85-95
3/20/98	ORL	L	87-102	3/20/04	POR	W	92-73	12/9/08	POR	L	108-109	1/10/15	POR	W	103-92
11/17/99	ORL	W	81-79	11/24/04	ORL	W	89-83	12/19/09	ORL	L	83-92	3/20/15	ORL	L	104-111
2/24/00	POR	W	111-92	3/19/05	POR	L	92-97	1/15/10	POR	W	102-87	12/18/15	ORL	L	94-102
11/19/00	ORL	W	110-102*	11/25/05	ORL	L	89-104	12/9/10	POR	W	97-83	3/12/16	POR	W	121-84
12/15/00	POR	W	106-96	1/13/06	POR	W	113-108	3/7/11	ORL	W	89-85	1/13/17	POR	L	109-115
12/15/01	POR	W	117-106	12/1/06	POR	L	89-91	1/11/12	POR	L	104-107	2/23/17	ORL	W	112-103
1/11/02	ORL	W	92-84	2/14/07	ORL	L	91-103	1/7/13	POR	W	125-119*	11/15/17	POR	W	99-94
															-- -- -- --

* overtime



PHILADELPHIA 76ERS



Managing Partner Josh Harris
 Co-Managing Partner David Blitzer
 Chief Executive Officer Tad Brown
 President, Basketball Operations Daryl Morey
 General Manager Elton Brand
 Head Coach Doc Rivers
 Assistant Coaches Dave Joerger, Sam Cassell, Dan Burke, Brian Adams, Eric Hughes, Jamie Young
 Coaching Associate/Skill Development Associates Dwayne Jones, Tyler Lashbrook, Jason Love, Spencer Rivers, TJ DiLeo, Reggie Redding
 Vice President, Athlete Care Simon Rice
 Head Athletic Trainer Kevin Johnson
 Team Address 3 Banner Way Camden, NJ 08103
 Business Phone 215-339-7600
 Ticket Information 215-339-7676
 Website sixers.com
 Twitter @Sixers
 PR Twitter @SixersStats
 Arena (capacity) Wells Fargo Center (20,007)
 Radio The Fanatic (97.5 FM): Tom McGinnis
 Television NBC Sports Philadelphia, NBC Sports Philadelphia+: Alaa Abdelnaby

PHILADELPHIA PR STAFF

Chief Communications Officer
 Dave Sholler (davesholler@76ers.com)

Senior Director, 76ers Corporate Communications
 Molly McEndy (mollymita@76ers.com)

Senior Director, Basketball Communications
 Rob King (robertking@76ers.com)

Director, Basketball Communications
 Brandon Chinn (brandonchinn@76ers.com)

Communications Coordinator
 Erik Chambliss (erikchambliss@76ers.com)

2021-22 SEASON SERIES RESULTS

Nov.1 @ Philadelphia
 Nov.20 vs. Portland
 Philadelphia, 113-103
 Portland, 118-111

2021-22 REGULAR SEASON VS. 76ERS

DATE	SITE	TIME/RESULT
Nov.1	Philadelphia	L, 103-113
Nov.20	Portland	W, 118-111

2020-21 REGULAR SEASON VS. 76ERS

DATE	SITE	RESULT
Feb.4	Philadelphia	W, 121-105
Feb.11	Portland	W, 118-114

SERIES HISTORY VS. 76ERS

	ALL-TIME	STREAKS	LAST WIN	LAST LOSS
Overall	59-60	Won 1	Nov.20	Nov.1
Home	40-22	Won 3	Nov.20	Nov.2
Road	19-38	Lost 1	Feb.4	Nov.1

2021-22 PORTLAND STATISTICS VS. PHILADELPHIA

PLAYER	GP-GS	MIN	FG-ATT	FG%	3FG-ATT	3FG%	FT-FTA	FT%	OFF	DEF	TOT/AVG	AST	PF-D	STL	TO	BLK	PTS	AVG
D. Lillard	2-2	72.9	17-41	.415	7-22	.318	18-19	.947	1	6	7/3.5	17	3-14	0	7	3	59	29.5
N. Powell	2-2	58.8	14-23	.609	2-4	.500	9-9	1.000	0	2	2/1.0	2	5-8	0	3	0	39	19.5
C. McCollum	2-2	76.4	15-37	.405	7-17	.412	1-4	.250	2	8	10/5.0	8	2-6	2	5	0	38	19.0
A. Simons	2-0	51.6	9-19	.474	4-11	.364	4-4	1.000	0	5	5/2.5	6	3-5	2	3	0	26	13.0
J. Nurkic	2-2	51.1	8-11	.727	1-1	1.000	1-4	.250	4	16	20/10.0	6	4-4	3	1	3	18	9.0
N. Little	2-0	42.0	7-12	.583	1-4	.250	0-0	.000	6	6	12/6.0	1	6-0	0	4	0	15	7.5
L. Nance Jr.	2-0	40.0	6-12	.500	1-3	.333	1-1	1.000	4	7	11/5.5	0	4-2	3	2	0	14	7.0
R. Covington	2-2	48.0	2-4	.500	2-3	.667	0-0	.000	0	9	9/4.5	4	4-0	0	1	3	6	3.0
T. Snell	2-0	20.1	2-3	.667	2-3	.667	0-0	.000	0	2	2/1.0	0	3-1	0	0	0	6	3.0
C. Zeller	2-0	19.1	0-2	.000	0-0	.000	0-0	.000	1	4	5/2.5	0	2-2	1	0	0	0	0.0
TEAM	20-10	480.0	80-164	.488	27-68	.397	34-41	.829	18	65	83/41.5	44	36-42	11	26	9	221	110.5

2021-22 PHILADELPHIA STATISTICS VS. PORTLAND

PLAYER	GP-GS	MIN	FG-ATT	FG%	3FG-ATT	3FG%	FT-FTA	FT%	OFF	DEF	TOT/AVG	AST	PF-D	STL	TO	BLK	PTS	AVG
T. Maxey	2-2	65.5	13-25	.520	1-4	.250	11-12	.917	0	4	4/2.0	16	4-11	3	3	0	38	19.0
G. Niang	2-1	66.0	13-27	.481	6-15	.400	4-5	.800	1	8	9/4.5	7	7-6	0	1	2	36	18.0
S. Curry	2-2	66.9	13-27	.481	5-16	.313	2-3	.667	1	7	8/4.0	8	6-4	1	4	0	33	16.5
T. Harris	1-1	36.2	11-21	.524	2-4	.500	4-5	.800	0	8	8/8.0	3	1-4	0	5	0	28	28.0
A. Drummond	2-2	56.4	8-14	.571	0-0	.000	4-4	1.000	4	15	19/9.5	10	8-2	6	0	2	20	10.0
S. Milton	2-0	35.8	7-15	.467	0-3	.000	2-2	1.000	2	2	4/2.0	5	1-2	0	3	0	16	8.0
F. Korkmaz	2-1	46.1	5-14	.357	3-12	.250	2-2	1.000	1	2	3/1.5	6	1-2	3	2	0	15	7.5
D. Green	1-1	19.0	4-5	.800	3-4	.750	0-0	.000	0	3	3/3.0	1	2-0	1	0	1	11	11.0
M. Thybulle	2-0	47.9	4-9	.444	1-4	.250	2-2	1.000	1	0	1/0.5	1	6-3	4	3	2	11	5.5
C. Basse	1-0	14.4	2-2	1.000	0-0	.000	2-2	1.000	0	6	6/6.0	0	2-2	0	0	1	6	6.0
I. Joe	2-0	16.3	2-2	1.000	2-2	1.000	0-0	.000	0	1	1/0.5	1	1-0	0	0	0	6	3.0
P. Reed	1-0	9.4	2-3	.667	0-0	.000	0-0	.000	0	0	0/0.0	0	3-0	0	0	2	4	4.0
TEAM	20-10	479.9	84-164	.512	23-64	.359	33-37	.892	10	56	66/33.0	58	42-36	18	21	10	224	112.0

2022-23 VS TRAIL BLAZERS

Jan. 19 at Portland
 Mar. 10 at Philadelphia

2021-22 SEASON

51-31 (.622)
 in Atlantic

PLAYOFFS

Defeated Toronto, 4-2
 Lost to Miami, 4-2



DATE	SITE	W/L	SCORE	DATE	SITE	W/L	SCORE	DATE	SITE	W/L	SCORE	DATE	SITE	W/L	SCORE	DATE	SITE	W/L	SCORE
2/22/97	PHI	L	80-97	2/25/02	PHI	W	88-83	12/29/06	POR	L	95-98	12/29/12	POR	W	89-85	11/22/17	PHI	L	81-101
3/2/97	POR	W	112-95	3/6/03	POR	L	60-88	11/16/07	PHI	L	88-92	3/18/13	PHI	L	100-101	12/28/17	POR	W	114-110
12/30/97	POR	W	96-86	3/14/03	PHI	L	79-90	12/30/07	POR	W	97-72	12/14/13	PHI	W	139-105	12/30/18	POR	W	129-95
1/23/98	PHI	L	87-98	11/3/03	POR	L	83-94	1/14/09	PHI	L	79-100	1/4/14	POR	L	99-101	2/23/19	PHI	W	130-115
3/21/99	POR	W	91-75	4/1/04	PHI	W	88-82	3/23/09	PHI	L	108-114*	11/24/14	PHI	W	114-104	11/2/19	POR	L	128-129
11/19/99	PHI	W	97-91	12/27/04	POR	L	104-111	12/28/09	POR	L	93-104	12/25/14	POR	W	114-93	8/9/20	POR	W	124-121
12/30/99	POR	W	108-90	1/10/05	PHI	W	109-100	1/20/10	PHI	W	98-90	1/16/16	PHI	L	89-114	2/4/21	PHI	W	121-105
12/8/00	POR	L	94-107	11/29/05	PHI	L	83-107	11/30/10	PHI	L	79-88	3/26/16	POR	W	108-105	2/11/21	POR	W	118-114
1/10/01	PHI	W	93-75	12/28/05	POR	W	95-91	3/19/11	POR	W	110-101	1/20/17	PHI	L	92-93	11/1/21	PHI	L	103-113
1/5/02	POR	W	96-88	12/11/06	PHI	W	81-79	12/26/11	POR	W	107-103	3/9/17	POR	W	114-108*	11/20/21	POR	W	118-111

* overtime



PHOENIX SUNS



Interim Governor Sam Garvin
 President & CEO Jason Rowley
 General Manager James Jones
 Head Coach Monty Williams
 Associate Head Coach Kevin Young
 Assistant Coaches Kevin Young, Mark Bryant, Bryan Gates, Patrick Mutombo, Brian Randle, Michael Ruffin, Steve Scalzi, Jarrett Jack
 Vice President, Health & Performance Brady Howe
 Head Athletic Trainer David Crewe
 Address 201 E. Jefferson Street, Phoenix, AZ 85004
 Home Court Orange and Purple
 Television Bally Sports Arizona: Kevin Ray, Eddie Johnson, Ann Meyers Drysdale
 Radio Arizona Sports (98.7 FM): Al McCoy, Jon Bloom, Tim Kempton
 Spanish Radio KSUN La Mejor Radio (1400 AM, 106.5 FM): Arturo Ochoa, Juan Urresti

PHOENIX PR STAFF

Director, Basketball Communications
 Cole Mickelson (cmickelson@suns.com)

Manager, Basketball Communications
 Bryce Marsee (bmarsee@suns.com)

Sr. Coordinator, Basketball Communications
 Palmer Black (pblack@suns.com)

2021-22 SEASON SERIES RESULTS

Oct.23 vs. Portland
 Nov.10 @ Phoenix
 Dec.14 vs. Portland
 Mar.2 @ Phoenix

Portland, 134-105
 Phoenix, 119-109
 Phoenix, 111-107
 Phoenix, 120-90

2021-22 REGULAR SEASON VS. SUNS

DATE	SITE	TIME/RESULT
Oct.23	Portland	W, 134-105
Nov.10	Phoenix	L, 109-119
Dec.14	Portland	L, 107-111 (OT)
Mar.2	Phoenix	L, 90-120

2020-21 REGULAR SEASON VS. SUNS

DATE	SITE	RESULT
Feb.22	Phoenix	L, 100-132
Mar.11	Portland	L, 121-127
May.13	Phoenix	L, 117-118

SERIES HISTORY VS. SUNS

	ALL-TIME	STREAKS	LAST WIN	LAST LOSS
Overall	110-127	Lost 3	Oct.23	Mar.2
Home	74-45	Lost 1	Oct.23	Dec.14
Road	36-82	Lost 5	Dec.16	Mar.2

2021-22 PORTLAND STATISTICS VS. PHOENIX

PLAYER	GP-GS	MIN	FG-ATT	FG%	3FG-ATT	3FG%	FT-FTA	FT%	OFF	DEF	TOT/AVG	AST	PF-D	STL	TO	BLK	PTS	AVG
D. Lillard	3-3	109.6	29-65	.446	8-27	.296	12-14	.857	0	10	10/3.3	25	1-12	0	8	1	78	26.0
N. Powell	3-3	80.0	23-42	.548	8-19	.421	8-10	.800	2	9	11/3.7	1	8-11	3	3	0	62	20.7
C. McCollum	2-2	70.0	17-35	.486	7-18	.389	5-5	1.000	2	5	7/3.5	8	4-6	1	3	4	46	23.0
A. Simons	4-1	105.7	15-46	.326	8-22	.364	1-1	1.000	4	7	11/2.8	10	6-4	2	5	0	39	9.8
J. Nurkic	3-3	83.6	15-25	.600	0-3	.000	4-7	.571	6	25	31/10.3	11	8-10	3	6	0	34	11.3
L. Nance Jr.	3-1	76.0	13-18	.722	3-4	.750	1-4	.250	6	9	15/5.0	7	2-5	5	5	1	30	10.0
N. Little	3-1	73.4	9-19	.474	1-9	.111	3-6	.500	5	14	19/6.3	4	6-4	3	4	2	22	7.3
R. Covington	3-2	85.2	8-15	.533	5-11	.455	0-0	.000	2	14	16/5.3	0	9-3	2	1	2	21	7.0
B. McLemore	3-0	27.6	5-14	.357	4-11	.364	0-0	.000	0	2	2/0.7	2	2-1	2	0	0	14	4.7
B. Williams	1-0	14.9	5-8	.625	1-1	1.000	3-3	1.000	1	2	3/3.0	1	1-2	0	1	0	14	14.0
D. Eubanks	1-1	17.9	5-6	.833	0-0	.000	3-4	.750	2	6	8/8.0	0	1-3	1	2	0	13	13.0
T. Watford	1-0	30.1	5-12	.417	2-2	1.000	1-2	.500	0	7	7/7.0	6	5-3	0	0	1	13	13.0
C. Elleby	2-1	42.9	3-11	.273	0-4	.000	6-8	.750	1	6	7/3.5	2	6-6	1	6	1	12	6.0
J. Hart	1-1	23.3	2-9	.222	1-5	.200	5-7	.714	0	4	4/4.0	4	2-3	2	3	0	10	10.0
T. Snell	2-0	24.0	2-3	.667	2-3	.667	2-2	1.000	1	3	4/2.0	1	4-2	0	1	0	8	4.0
G. Brown III	2-0	25.7	3-9	.333	0-3	.000	1-3	.333	2	7	9/4.5	2	5-3	2	1	0	7	3.5
C. Zeller	2-0	25.6	2-4	.500	0-0	.000	3-4	.750	4	6	10/5.0	2	6-4	1	2	0	7	3.5
K. Blevins	1-0	12.0	2-3	.667	1-2	.500	0-0	.000	1	0	1/1.0	0	0-0	1	0	0	5	5.0
E. Hughes	1-1	22.5	1-8	.125	1-6	.167	0-0	.000	0	0	0/0.0	0	1-1	0	1	0	3	3.0
D. Smith Jr.	1-0	15.3	1-1	1.000	0-0	.000	0-0	.000	0	2	2/2.0	5	0-0	1	2	0	2	2.0
K. Johnson	1-0	19.8	0-6	.000	0-2	.000	0-0	.000	0	0	0/0.0	2	0-1	0	0	0	0	0.0
TEAM	43-20	985.0	165-359	.460	52-152	.342	58-80	.725	39	138	177/44.3	93	77-84	30	54	12	440	110.0

2021-22 PHOENIX STATISTICS VS. PORTLAND

PLAYER	GP-GS	MIN	FG-ATT	FG%	3FG-ATT	3FG%	FT-FTA	FT%	OFF	DEF	TOT/AVG	AST	PF-D	STL	TO	BLK	PTS	AVG
D. Ayton	3-3	96.0	24-35	.686	0-0	.000	6-9	.667	6	18	24/8.0	3	8-5	3	5	1	54	18.0
C. Paul	3-3	103.3	21-40	.525	2-6	.333	5-7	.714	1	13	14/4.7	32	6-10	4	6	1	49	16.3
M. Bridges	4-4	127.9	18-36	.500	9-20	.450	2-2	1.000	1	6	7/1.8	10	5-8	3	1	1	47	11.8
J. Crowder	4-4	117.9	15-33	.455	6-16	.375	9-11	.818	3	16	19/4.8	9	10-12	9	8	0	45	11.3
C. Johnson	4-0	92.8	14-32	.438	11-23	.478	4-4	1.000	0	15	15/3.8	7	3-3	3	1	1	43	10.8
J. McGee	4-1	49.9	15-23	.652	0-0	.000	5-9	.556	6	22	28/7.0	2	14-9	0	3	4	35	8.8
D. Booker	2-2	65.6	14-34	.412	4-11	.364	1-2	.500	1	11	12/6.0	10	3-7	3	4	0	33	16.5
F. Kaminsky	2-0	41.3	13-22	.591	2-7	.286	5-5	1.000	4	8	12/6.0	3	2-3	0	2	1	33	16.5
C. Payne	3-1	70.2	12-30	.400	4-9	.444	3-4	.750	2	4	6/2.0	14	9-4	3	4	2	31	10.3
L. Shamet	3-2	62.7	8-23	.348	4-16	.250	4-4	1.000	2	6	8/2.7	6	10-2	1	4	0	24	8.0
E. Payton	3-0	38.5	7-13	.538	0-1	.000	2-2	1.000	1	4	5/1.7	8	2-3	1	4	0	16	5.3
T. Craig	1-0	23.1	3-8	.375	2-6	.333	5-6	.833	0	4	4/4.0	1	0-3	1	3	0	13	13.0
A. Nader	2-0	28.3	4-9	.444	0-3	.000	2-2	1.000	2	3	5/2.5	1	3-2	1	0	1	10	5.0
A. Holiday	1-0	27.9	3-9	.333	0-2	.000	3-3	1.000	1	2	3/3.0	9	3-3	1	4	0	9	9.0
J. Smith	1-0	9.7	2-3	.667	0-0	.000	1-1	1.000	0	1	1/1.0	0	2-1	0	0	0	5	5.0
B. Biyombo	1-0	8.6	1-2	.500	0-0	.000	1-2	.500	1	3	4/4.0	1	1-2	0	1	1	3	3.0
I. Wainwright	1-0	15.1	1-3	.333	1-3	.333	0-0	.000	0	3	3/3.0	0	2-0	0	0	0	3	3.0
C. Hutchison	1-0	6.4	1-1	1.000	0-0	.000	0-0	.000	0	2	2/2.0	0	1-0	0	2	0	2	2.0
TEAM	43-20	985.0	176-356	.494	45-123	.366	58-73	.795	31	141	172/43.0	116	84-77	33	52	13	455	113.8

2022-23 VS TRAIL BLAZERS

Oct. 21 at Portland
 Nov. 4 at Phoenix
 Nov. 5 at Phoenix

2021-22 SEASON

64-18 (.780)
 in Pacific

PLAYOFFS

Defeated New Orleans, 4-2
 Lost to Dallas, 4-3



DATE	SITE	W/L	SCORE	DATE	SITE	W/L	SCORE	DATE	SITE	W/L	SCORE	DATE	SITE	W/L	SCORE	DATE	SITE	W/L	SCORE
1/24/97	PHX	W	115-105	12/1/01	POR	L	83-97	11/26/06	POR	L	101-119	1/27/12	POR	W	109-71	4/1/17	POR	W	130-117
2/11/97	POR	W	111-108	12/22/01	PHX	L	90-102	12/26/06	PHX	L	87-110	4/16/12	PHX	L	107-125	10/18/17	PHX	W	124-76
3/5/97	PHX	W	121-99	1/16/02	PHX	W	108-99	1/19/07	PHX	L	101-106	11/21/12	PHX	L	87-114	10/28/17	POR	W	114-107
4/5/97	POR	L	90-99	1/31/02	POR	W	105-97	2/6/07	POR	L	102-109*	12/22/12	POR	W	96-93	1/16/18	POR	W	118-111
11/14/97	POR	L	139-140****	11/8/02	PHX	L	75-86	3/4/08	POR	L	92-97	2/19/13	POR	L	98-102	2/24/18	PHX	W	106-104
2/12/98	PHX	W	115-110	1/7/03	POR	L	81-88	3/18/08	POR	L	99-111	10/30/13	PHX	L	91-104	12/6/18	POR	W	108-86
3/3/98	POR	W	98-93	3/5/03	PHX	L	92-98	4/16/08	PHX	L	91-100	11/13/13	POR	W	90-89	1/24/19	PHX	W	120-106
4/4/98	PHX	L	83-90	4/15/03	POR	W	120-102	11/1/08	PHX	L	96-107	11/27/13	PHX	L	106-120	3/9/19	POR	W	127-120
3/25/99	POR	W	97-84	12/18/03	POR	W	101-94	11/22/08	PHX	L	92-102	4/4/14	POR	L	93-109	12/16/19	PHX	W	111-110
3/28/99	PHX	W	88-86	1/15/04	POR	L	96-105	12/18/08	POR	W	124-119	1/21/15	PHX	L	113-118	10/30/19	POR	L	116-122
4/3/99	POR	W	98-93	1/18/04	PHX	L	92-96	3/26/09	POR	W	129-109	2/5/15	POR	W	108-87	3/6/20	PHX	L	117-127
12/5/99	PHX	W	92-90	2/4/04	PHX	W	101-97	12/17/09	POR	W	105-102	3/27/15	PHX	W	87-81	3/10/20	POR	W	121-105
12/17/99	POR	L	102-110	12/5/04	POR	L	99-121	2/10/10	PHX	W	108-101	3/30/15	POR	W	109-86	2/22/21	PHX	L	100-132
1/8/00	POR	W	96-91	1/2/05	PHX	L	98-117	3/21/10	PHX	L	87-93	10/30/15	PHX	L	92-110	3/11/21	POR	L	121-127
1/14/00	PHX	W	105-83	3/5/05	PHX	L	116-129	10/26/10	POR	W	106-92	10/31/15	POR	L	90-101	5/13/21	PHX	L	117-118
11/2/00	PHX	L	82-108	12/6/05	PHX	L	85-130	12/7/10	POR	W	106-99	12/11/15	PHX	W	106-96	10/23/21	POR	W	134-105
12/3/00	PHX	L	79-84	3/12/06	POR	W	111-101	12/10/10	PHX	W	101-94	11/2/16	PHX	L	115-118*	11/10/21	PHX	L	109-119
2/1/01	POR	W	100-92	3/23/06	PHX	L	108-125	1/14/11	PHX	L	111-115	11/8/16	POR	W	124-121	12/14/21	POR	L	107-111*
3/14/01	POR	L	79-84	4/19/06	POR	L	96-106	1/6/12	PHX	L	77-102	3/12/17	PHX	W	110-101	3/2/22	PHX	L	90-120

* overtime



SACRAMENTO KINGS



Owner and Chairman Vivek Ranadive
 Chief Operating Officer Matina Kolokotronis
 President, Business Operations John Rinehart
 General Manager Monte McNair
 Assistant General Manager Wes Wilcox
 Head Coach Mike Brown
 Associate Head Coach Jordi Fernandez
 Assistant Coaches Jay Triano, Doug Christie, Luke Loucks, Leandro Barbosa
 Assistant Coach/Director of Player Development Dutch Gaitley
 Assistant Coaches/Player Development Lindsey Harding, Deividas Dulkys
 Senior Director, Coaching Analytics & Strategy Robbie Lemons
 Head Video Coordinator/Special Assistant to the Head Coach Charles Allen
 Vice President, Basketball Engagement Alvin Gentry
 Vice President, Player Personnel Phil Jabour
 Vice President, Player Development/GM, Stockton Kings Paul Johnson
 Sr. Director, Athlete Health Jas Randhawa
 Director of Performance Cory Kennedy
 Head Athletic Trainer Joel Noland
 Head Strength & Conditioning Coach Zac Howe
 Director, Team Travel and Logistics Melanie Stocking
 Director, Analytics Colin Montague
 Address 500 David J. Stern Walk, Sacramento, CA 95814
 Arena (capacity) Golden 1 Center (17,583)
 Radio KHTK 1140 (1140 AM): Gary Gerould
 Television NBC Sports California: Mark Jones, Kayte Christensen, Kyle Draper

SACRAMENTO PR STAFF

SVP, Communications & External Affairs
 Becky Beland McNaught

Director, Media Relations
 Shannon Malone (smalone@kings.com)

Manager, Media Relations
 Michael Martinez (mmartinez@kings.com)

Coordinator, Media Relations
 Avery Jacobs (ajacobs@kings.com)

2021-22 SEASON SERIES RESULTS

Oct.20 vs. Portland
 Nov.24 @ Sacramento
 Jan.9 vs. Portland

Sacramento, 124-121
 Sacramento, 125-121
 Portland, 103-88

2021-22 REGULAR SEASON VS. KINGS

DATE	SITE	TIME/RESULT
Oct.20	Portland	L, 121-124
Nov.24	Sacramento	L, 121-125
Jan.9	Portland	W, 103-88

2020-21 REGULAR SEASON VS. KINGS

DATE	SITE	RESULT
Jan.9	Sacramento	W, 125-99
Jan.13	Sacramento	W, 132-126
Mar.4	Portland	W, 123-119

SERIES HISTORY VS. KINGS

	ALL-TIME	STREAKS	LAST WIN	LAST LOSS
Overall	139-83	Won 1	Jan.9	Nov.24
Home	90-20	Won 1	Jan.9	Oct.20
Road	49-63	Lost 1	Jan.13	Nov.24

2021-22 PORTLAND STATISTICS VS. SACRAMENTO

PLAYER	GP-GS	MIN	FG-ATT	FG%	3FG-ATT	3FG%	FT-FTA	FT%	OFF	DEF	TOT/AVG	AST	PF-D	STL	TO	BLK	PTS	AVG
J. Nurkic	3-3	99.1	24-39	.615	2-5	.400	12-15	.800	9	38	47/15.7	16	13-19	3	8	2	62	20.7
D. Lillard	2-2	80.1	15-42	.357	3-21	.143	19-21	.905	2	10	12/6.0	21	6-12	1	3	0	52	26.0
C. McCollum	2-2	71.6	20-44	.455	7-17	.412	0-0	.000	6	5	11/5.5	11	9-1	4	9	1	47	23.5
A. Simons	2-1	52.4	15-23	.652	8-13	.615	4-4	1.000	1	4	5/2.5	10	3-3	0	5	0	42	21.0
N. Little	3-1	77.5	14-28	.500	6-12	.500	2-2	1.000	4	5	9/3.0	3	7-6	1	2	1	36	12.0
N. Powell	2-2	70.3	11-25	.440	6-13	.462	8-10	.800	0	7	7/3.5	0	6-7	2	2	0	36	18.0
R. Covington	3-3	80.7	5-18	.278	3-11	.273	3-3	1.000	0	10	10/3.3	1	5-2	3	4	5	16	5.3
C. Zeller	3-0	38.7	6-11	.545	0-0	.000	3-4	.750	5	9	14/4.7	3	7-6	2	1	1	15	5.0
B. McLemore	1-1	25.1	5-12	.417	3-8	.375	0-0	.000	0	2	2/2.0	2	5-0	0	1	0	13	13.0
L. Nance Jr.	2-0	36.7	3-8	.375	1-5	.200	0-0	.000	1	6	7/3.5	2	5-0	1	1	0	7	3.5
D. Smith Jr.	2-0	38.5	3-14	.214	0-4	.000	1-3	.333	1	4	5/2.5	8	2-3	3	3	0	7	3.5
C. Elleby	1-0	18.7	2-4	.500	1-2	.500	0-0	.000	2	3	5/5.0	0	1-0	0	1	1	5	5.0
T. Watford	1-0	12.3	2-4	.500	0-0	.000	0-0	.000	1	5	6/6.0	1	1-1	0	1	0	4	4.0
T. Snell	2-0	17.1	1-3	.333	1-2	.500	0-0	.000	0	0	0/0.0	0	1-0	0	0	0	3	1.5
G. Brown III	1-0	1.2	0-0	.000	0-0	.000	0-0	.000	0	0	0/0.0	0	0-0	0	0	0	0	0.0
TEAM	30-15	720.0	126-275	.458	41-113	.363	52-62	.839	32	108	140/46.7	78	71-60	20	41	11	345	115.0

2021-22 SACRAMENTO STATISTICS VS. PORTLAND

PLAYER	GP-GS	MIN	FG-ATT	FG%	3FG-ATT	3FG%	FT-FTA	FT%	OFF	DEF	TOT/AVG	AST	PF-D	STL	TO	BLK	PTS	AVG
H. Barnes	3-3	97.0	19-36	.528	11-19	.579	13-17	.765	4	15	19/6.3	5	3-15	3	2	1	62	20.7
D. Fox	3-3	99.3	23-49	.469	4-15	.267	12-18	.667	0	12	12/4.0	16	10-17	1	13	2	62	20.7
B. Hield	3-0	89.6	15-37	.405	11-26	.423	8-10	.800	1	16	17/5.7	4	5-6	2	5	1	49	16.3
A. Len	2-2	40.6	12-19	.632	1-2	.500	3-3	1.000	3	10	13/6.5	2	6-2	0	0	1	28	14.0
T. Haliburton	3-3	96.6	9-25	.360	3-13	.231	4-6	.667	1	6	7/2.3	19	3-6	6	5	2	25	8.3
R. Holmes	1-1	29.1	9-10	.900	1-1	1.000	2-3	.667	4	7	11/11.0	2	2-2	1	1	2	21	21.0
D. Mitchell	3-0	75.6	8-24	.333	0-6	.000	5-8	.625	2	5	7/2.3	7	8-5	1	0	0	21	7.0
M. Harkless	2-2	46.3	7-15	.467	1-7	.143	4-5	.800	1	5	6/3.0	0	3-5	1	2	2	19	9.5
M. Bagley III	2-1	39.2	6-14	.429	2-4	.500	2-3	.667	4	8	12/6.0	0	4-3	0	4	1	16	8.0
T. Thompson	3-0	46.7	5-12	.417	0-0	.000	1-2	.500	6	10	16/5.3	1	7-3	1	1	1	11	3.7
D. Jones	1-0	18.4	3-5	.600	0-0	.000	3-5	.600	3	2	5/5.0	2	4-4	0	0	0	9	9.0
T. Davis	2-0	26.2	2-13	.154	2-11	.182	2-2	1.000	0	3	3/1.5	6	5-2	1	3	0	8	4.0
C. Metu	1-0	13.0	1-2	.500	0-1	.000	2-2	1.000	0	3	3/3.0	1	0-1	1	0	0	4	4.0
J. Ramsey	1-0	1.2	1-1	1.000	0-0	.000	0-0	.000	0	1	1/1.0	0	0-0	0	0	0	2	2.0
R. Woodard II	1-0	1.2	0-1	.000	0-0	.000	0-0	.000	0	0	0/0.0	0	0-0	0	0	0	0	0.0
TEAM	31-15	719.9	120-263	.456	36-105	.343	61-84	.726	29	103	132/44.0	65	60-71	18	36	13	337	112.3



2022-23 VS TRAIL BLAZERS

Oct. 19 at Sacramento
 Feb. 23 at Sacramento
 Mar. 29 at Portland
 Mar. 31 at Portland

2021-22 SEASON

30-52 (.366)
 in Pacific

PLAYOFFS

Did not qualify

SERIES RESULTS SINCE 1996-97

DATE	SITE	W/L	SCORE	DATE	SITE	W/L	SCORE	DATE	SITE	W/L	SCORE	DATE	SITE	W/L	SCORE
11/9/96	SAC	L	102-103	11/21/01	SAC	L	83-95	1/6/07	SAC	W	110-105*	4/15/12	SAC	L	103-104
11/19/96	POR	W	92-90*	12/26/01	SAC	L	74-89	1/12/07	POR	W	95-87	11/13/12	SAC	W	103-86
12/21/96	SAC	L	99-101*	1/22/02	POR	W	116-110*	3/3/07	POR	L	96-104	12/8/12	POR	L	80-99
3/18/97	POR	W	92-87	3/4/02	POR	W	107-95	11/23/07	POR	W	87-84	12/23/12	SAC	L	96-108
12/16/97	SAC	L	87-94	10/31/02	SAC	L	72-100	2/19/08	POR	L	94-105	12/26/12	POR	W	109-91
12/23/97	POR	W	93-82	11/23/02	POR	L	94-95	3/13/08	SAC	L	85-96	11/8/13	POR	W	104-91
3/27/98	SAC	W	90-73	12/28/02	SAC	W	119-113*	4/11/08	SAC	L	86-103	11/9/13	SAC	W	96-85
4/14/98	POR	W	92-66	3/22/03	POR	L	104-113	11/21/08	SAC	W	117-96	1/7/14	SAC	L	119-123
3/3/99	SAC	W	97-93*	11/13/03	POR	W	112-110*	11/24/08	POR	W	91-90	4/9/14	POR	W	100-99
3/9/99	POR	W	103-98	12/21/03	SAC	L	98-117	12/16/08	POR	W	109-77	10/31/14	SAC	L	94-103
3/18/99	SAC	W	88-78	1/20/04	SAC	W	109-104*	12/15/09	POR	W	95-88	1/19/15	POR	W	98-94
3/31/99	POR	W	100-86	3/12/04	POR	W	83-81	3/9/10	POR	W	88-81	3/1/15	SAC	W	110-99
12/11/99	SAC	W	101-96	1/18/05	SAC	L	107-113*	3/12/10	SAC	W	110-94	12/27/15	SAC	W	98-94
2/20/00	SAC	W	108-103*	2/5/05	POR	W	114-108	4/3/10	SAC	W	98-87	1/26/16	POR	W	112-97
3/14/00	POR	W	96-91	3/22/05	SAC	L	93-112	1/19/11	SAC	W	94-90*	3/28/16	POR	W	105-93
4/15/00	POR	W	102-95	4/8/05	POR	L	115-119	1/24/11	POR	L	81-96	4/5/16	SAC	W	115-107
11/6/00	SAC	L	75-79	12/26/05	SAC	W	105-92	3/2/11	SAC	W	107-102	11/11/16	POR	W	122-120*
1/20/01	POR	L	101-111	2/27/06	SAC	L	91-115	12/27/11	POR	W	101-79	12/20/16	SAC	L	121-126
2/15/01	POR	W	105-81	3/29/06	POR	L	90-106	1/23/12	POR	W	101-89	12/28/16	POR	W	102-89
4/8/01	SAC	L	89-98	11/25/06	SAC	L	85-105	2/2/12	SAC	L	92-95	11/17/17	SAC	L	82-86

* overtime



SAN ANTONIO SPURS



Managing Partner Peter J. Holt
 President & CEO RC Buford
 President of Basketball Operations/Head Coach Gregg Popovich
 General Manager Brian Wright
 Vice President of Basketball Operations Brent Barry
 Assistant Coaches Becky Hammon, Mitch Johnson, Matt Nielsen, Chip Engelland, Darius Songaila
 Player Development Assistant Willis Hall
 Video Coordinator Sean Sheldon
 Austin Spurs General Manager Tyler Self
 Director of Player Performance and Wellness Xavi Schelling
 Director of Player Rehabilitation Marilyn Adams
 Head Athletic Trainer Will Sevensen
 Radio WOAI (1200 AM). Broadcaster: Bill Schoening; KXTN (107.5 FM-Spanish). Broadcaster: Paul Castro.
 TV KENS (Channel 5), KMYS (Channel 35), Bally Sports Southwest (Channel 26). Broadcasters: Bill Land, Sean Elliott, Dan Weiss and Matt Bonner
 Team Address One AT&T Center San Antonio, TX 78219
 Business Phone: 210-444-5500
 Ticket Information: 210-225-TEAM
 Website: www.spurs.com
 Arena (capacity): AT&T Center (18,354)

SAN ANTONIO PR STAFF

Vice President of Communications
Tom James (tjames@attcenter.com)

Basketball Communications Senior Manager
Kris Davis (kdavis@attcenter.com)

Basketball Communications Manager
Jordan Howenstine (jhowenstine@attcenter.com)

2021-22 SEASON SERIES RESULTS

Dec.2 vs. Portland San Antonio, 114-83
 Mar.23 vs. Portland San Antonio, 133-96
 Apr.1 @ San Antonio San Antonio, 130-111
 Apr.3 @ San Antonio San Antonio, 113-92

2021-22 REGULAR SEASON VS. SPURS

DATE	SITE	TIME/RESULT
Dec.2	Portland	L, 83-114
Mar.23	Portland	L, 96-133
Apr.1	San Antonio	L, 111-130
Apr.3	San Antonio	L, 92-113

2020-21 REGULAR SEASON VS. SPURS

DATE	SITE	RESULT
Jan.18	Portland	L, 104-125
Apr.16	San Antonio	W, 107-106
May.8	Portland	W, 124-102

SERIES HISTORY VS. SPURS

	ALL-TIME	STREAKS	LAST WIN	LAST LOSS
Overall	88-92	Lost 4	May.8	Apr.3
Home	55-34	Lost 2	May.8	Mar.23
Road	33-58	Lost 2	Apr.16	Apr.3

2021-22 PORTLAND STATISTICS VS. SAN ANTONIO

PLAYER	GP-6S	MIN	FG-ATT	FG%	3FG-ATT	3FG%	FT-FTA	FT%	OFF	DEF	TOT/AVG	AST	PF-D	STL	TO	BLK	PTS	AVG
B. McLemore	4-0	93.6	21-41	.512	12-29	.414	11-11	1.000	0	6	6/1.5	6	4-8	3	6	0	65	16.3
K. Johnson	3-2	74.2	20-43	.465	7-15	.467	0-0	.000	4	4	8/2.7	7	2-0	1	2	1	47	15.7
D. Eubanks	3-3	96.7	18-35	.514	3-6	.500	7-10	.700	10	18	28/9.3	8	9-10	3	8	0	46	15.3
G. Brown III	4-2	85.3	10-24	.417	6-9	.667	8-10	.800	6	19	25/6.3	5	12-9	3	5	3	34	8.5
B. Williams	3-2	84.4	9-32	.281	4-14	.286	7-8	.875	3	7	10/3.3	13	5-8	3	8	1	29	9.7
K. Dunn	3-1	75.1	11-24	.458	0-4	.000	1-1	1.000	3	9	12/4.0	17	7-4	3	5	1	23	7.7
R. Perry	2-0	35.4	8-18	.444	1-4	.250	1-4	.250	3	13	16/8.0	1	5-2	2	2	2	18	9.0
C. McCollum	1-1	31.6	7-18	.389	2-6	.333	0-2	.000	1	3	4/4.0	2	2-2	2	3	3	16	16.0
N. Powell	1-1	28.9	3-13	.231	2-5	.400	8-8	1.000	0	4	4/4.0	1	1-5	0	2	1	16	16.0
K. Blevins	4-0	56.4	5-20	.250	3-14	.214	2-3	.667	1	4	5/1.3	1	4-1	3	1	0	15	3.8
C. Elleby	4-3	73.3	5-20	.250	3-11	.273	2-4	.500	0	9	9/2.3	8	7-2	1	2	2	15	3.8
R. Covington	1-1	28.8	4-7	.571	2-4	.500	0-0	.000	3	3	6/6.0	1	4-0	0	3	0	10	10.0
E. Hughes	2-0	25.9	4-7	.571	2-4	.500	0-0	.000	0	1	1/0.5	1	4-1	1	0	1	10	5.0
J. Nurkic	1-1	23.5	3-8	.375	0-0	.000	4-4	1.000	1	6	7/7.0	1	2-3	0	2	0	10	10.0
T. Watford	2-1	30.1	4-12	.333	0-2	.000	2-2	1.000	1	4	5/2.5	3	4-3	1	2	1	10	5.0
D. Louzada	2-0	30.1	2-5	.400	2-3	.667	0-0	.000	0	2	2/1.0	2	3-0	1	1	0	6	3.0
D. Smith Jr.	1-0	18.8	2-8	.250	1-3	.333	1-1	1.000	0	3	3/3.0	5	5-1	2	3	0	6	6.0
L. Nance Jr.	1-0	20.7	2-5	.400	0-2	.000	0-2	.000	1	4	5/5.0	1	1-1	3	1	0	4	4.0
C. Zeller	1-0	9.9	1-2	.500	0-0	.000	0-0	.000	1	2	3/3.0	0	1-2	0	1	1	2	2.0
A. Simons	1-1	10.6	0-3	.000	0-2	.000	0-0	.000	0	0	0/0.0	1	1-0	0	0	0	0	0.0
T. Snell	1-0	19.6	0-2	.000	0-1	.000	0-0	.000	1	3	4/4.0	2	0-0	0	1	0	0	0.0
J. Winslow	1-1	7.3	0-5	.000	0-2	.000	0-0	.000	0	2	2/2.0	0	0-0	0	0	0	0	0.0
TEAM	46-20	960.0	139-352	.395	50-140	.357	54-70	.771	39	126	165/41.3	86	83-62	32	58	17	382	95.5

2021-22 SAN ANTONIO STATISTICS VS. PORTLAND

PLAYER	GP-6S	MIN	FG-ATT	FG%	3FG-ATT	3FG%	FT-FTA	FT%	OFF	DEF	TOT/AVG	AST	PF-D	STL	TO	BLK	PTS	AVG
K. Johnson	4-4	126.3	27-53	.509	18-32	.563	17-21	.810	1	17	18/4.5	10	10-14	1	6	2	89	22.3
D. Vassell	4-3	91.4	16-34	.471	9-19	.474	7-8	.875	2	12	14/3.5	13	7-5	6	1	0	48	12.0
D. Murray	2-2	64.6	16-30	.533	6-12	.500	5-6	.833	1	12	13/6.5	20	4-4	3	4	0	43	21.5
J. Poeltl	3-3	77.1	21-35	.600	0-0	.000	1-2	.500	8	16	24/8.0	6	8-6	2	5	11	43	14.3
Z. Collins	3-1	78.5	11-20	.550	1-6	.167	18-24	.750	7	24	31/10.3	10	8-14	2	9	4	41	13.7
J. Richardson	3-0	68.7	14-34	.412	5-21	.238	2-2	1.000	0	7	7/2.3	6	1-2	5	4	1	35	11.7
T. Jones	4-2	108.6	14-29	.483	2-6	.333	4-4	1.000	2	21	23/5.8	28	6-8	5	1	2	34	8.5
J. Primo	3-3	81.6	9-22	.409	6-14	.429	6-7	.857	3	8	11/3.7	7	7-7	2	5	0	30	10.0
L. Walker IV	3-0	61.2	10-26	.385	4-17	.235	3-4	.750	0	8	8/2.7	8	1-3	3	4	1	27	9.0
K. Bates-Diop	4-0	56.3	8-14	.571	0-2	.000	5-6	.833	5	15	20/5.0	4	3-5	1	6	0	21	5.3
B. Forbes	1-0	15.3	7-9	.778	3-5	.600	1-1	1.000	0	0	0/0.0	0	1-0	2	0	0	18	18.0
D. McDermott	1-1	21.6	7-13	.538	2-6	.333	0-0	.000	2	2	4/4.0	3	1-2	0	0	0	16	16.0
J. Landale	4-0	32.2	4-4	1.000	2-2	1.000	4-5	.800	3	5	8/2.0	2	1-4	0	3	1	14	3.5
D. White	1-1	30.1	4-11	.364	3-8	.375	1-2	.500	1	6	7/7.0	5	1-5	1	0	1	12	12.0
T. Young	1-0	14.6	3-4	.750	0-0	.000	2-2	1.000	2	2	4/4.0	1	2-2	2	3	0	8	8.0
J. Wieskamp	2-0	21.6	2-9	.222	2-8	.250	0-0	.000	1	0	1/0.5	0	1-0	1	0	0	6	3.0
D. Eubanks	1-0	3.7	0-1	.000	0-0	.000	3-4	.750	0	1	1/1.0	1	0-2	0	0	0	3	3.0
D. Cazor	1-0	1.3	1-1	1.000	0-0	.000	0-0	.000	0	1	1/1.0	0	0-0	0	0	0	2	2.0
R. Langford	1-0	5.1	0-1	.000	0-1	.000	0-0	.000	0	1	1/1.0	1	0-0	0	0	0	0	0.0
TEAM	46-20	960.0	174-350	.497	63-159	.396	79-98	.806	38	158	196/49.0	125	62-83	36	51	23	490	122.5

2022-23 VS TRAIL BLAZERS

Nov. 15 at Portland
 Dec. 14 at San Antonio
 Jan. 23 at Portland
 Apr. 6 at San Antonio

2021-22 SEASON

34-48 (.415)
 in Southwest

PLAYOFFS

Did not qualify

SERIES RESULTS SINCE 1996-97

DATE	SITE	W/L	SCORE	DATE	SITE	W/L	SCORE	DATE	SITE	W/L	SCORE	DATE	SITE	W/L	SCORE	DATE	SITE	W/L	SCORE
11/10/96	POR	W	94-81	4/17/01	POR	L	93-99	3/24/06	POR	L	79-98	1/13/12	SAS	L	83-99	3/15/17	SAS	W	110-106
11/27/96	SAS	W	120-109	11/3/01	POR	L	90-106	11/20/06	POR	L	98-107	2/21/12	POR	W	137-97	4/10/17	POR	W	99-98
12/29/96	POR	W	110-86	12/19/01	SAS	L	79-97	1/9/07	SAS	L	84-98	4/23/12	SAS	L	89-124	12/20/17	POR	L	91-93
4/10/97	SAS	W	98-81	3/27/02	POR	W	98-93	3/6/07	POR	L	94-99	11/10/12	POR	L	109-112	1/7/18	POR	W	111-110
12/28/97	POR	W	82-79	4/8/02	SAS	L	87-99	4/9/07	SAS	L	96-112	12/13/12	POR	W	98-90	4/7/18	SAS	L	105-116
1/2/98	SAS	L	69-85	11/9/02	SAS	W	95-76	10/30/07	SAS	L	97-106	3/8/13	SAS	W	136-106	10/20/18	POR	W	121-108
3/8/98	POR	L	78-82	1/9/03	POR	W	90-87	12/2/07	SAS	L	79-100	11/2/13	POR	W	115-105	12/2/18	SAS	L	118-131
4/6/98	SAS	W	79-75	2/11/03	POR	L	111-116*	4/6/08	POR	L	65-72	1/17/14	SAS	W	109-100	2/7/19	POR	W	127-118
3/19/99	POR	W	90-85	4/9/03	SAS	L	79-84	10/31/08	POR	W	100-99	2/19/14	POR	L	109-111	3/16/19	SAS	L	103-108
4/16/99	SAS	L	80-81	12/10/03	SAS	L	77-102	2/25/09	SAS	L	84-99	3/12/14	SAS	L	90-103	10/28/19	SAS	L	110-113
5/1/99	SAS	L	90-98*	12/20/03	POR	L	91-101	3/1/09	POR	W	102-84	12/15/14	POR	W	108-95	11/16/19	SAS	W	121-116
5/4/99	POR	L	81-87	4/9/04	SAS	L	74-84	4/8/09	SAS	W	95-83	12/19/14	SAS	W	129-119***	2/6/20	POR	W	125-117
1/19/00	SAS	W	105-95	4/12/04	POR	L	66-78	11/6/09	POR	W	96-84	1/16/15	SAS	L	96-110	1/18/21	POR	L	104-125
1/29/00	POR	W	81-67	12/30/04	POR	L	80-114	12/23/09	SAS	W	98-94	2/25/15	POR	W	111-95	4/16/21	SAS	W	107-106
3/28/00	POR	L	85-89	1/24/05	POR	W	107-99	2/4/10	POR	W	96-93	11/11/15	POR	L	101-113	5/8/21	POR	W	124-102
4/13/00	SAS	W	93-77	4/12/05	SAS	L	89-95	12/12/10	SAS	L	78-95	11/16/15	SAS	L	80-93	12/2/21	POR	L	83-114
2/27/01	SAS	W	95-87	1/4/06	SAS	L	75-106	2/1/11	POR	W	99-86	3/17/16	SAS	L	110-118	3/23/22	POR	L	96-133
3/8/01	POR	L	79-93	2/1/06	POR	L	82-86	3/25/11	POR	W	98-96	12/23/16	POR	L	90-110	4/1/22	SAS	L	111-130
3/19/01	SAS	L	85-98	3/4/06	SAS	L	81-101	3/28/11	SAS	W	100-92	12/30/16	SAS	L	94-110	4/3/22	SAS	L	92-113

* overtime



TORONTO RAPTORS



Chairman of the Board & Chairman, NBA Board of Governors Lawrence M. Tanenbaum, O.C.
 Vice-Chairman and President Masai Ujiri
 General Manager Bobby Webster
 Head Coach Nick Nurse
 Assistant Coach .. Adrian Griffin, Trevor Gleeson, Earl Watson, Jim Sann, Nathaniel Mitchell, Jon Goodwillie, John Corbacio, Rico Hines
 Vice President, Player Health and Performance Alex McKechnie
 Head Athletic Trainer Scott McCollough
 Strength & Conditioning Coach Jon Lee
 Home Court Scotiabank Arena (19,800)
 Radio TSN Radio 1050, Sportsnet 590, Paul Jones, Eric Smith, Sherman Hamilton
 Television TSN, Sportsnet, Matt Devlin, Jack Armstrong, Alvin Williams
 PR Twitter @Raptors_PR

TORONTO PR STAFF

Director, Communications
 Jennifer Quinn (jquinn@torontoraptors.com)
 Senior Manager, Basketball Communications
 Phil Summers (psummers@torontoraptors.com)
 Manager, Communications
 Josh Su (jsu@torontoraptors.com)
 Coordinator, Communications
 Justine Jones (@torontoraptors.com@torontoraptors)

2021-22 SEASON SERIES RESULTS

Nov.15 vs. Portland Portland, 118-113
 Jan.23 @ Toronto Portland, 114-105

2021-22 REGULAR SEASON VS. RAPTORS

DATE	SITE	TIME/RESULT
Nov.15	Portland	W, 118-113
Jan.23	Toronto	W, 114-105

2020-21 REGULAR SEASON VS. RAPTORS

DATE	SITE	RESULT
Jan.11	Portland	W, 112-111
Mar.28	Toronto	W, 122-117

SERIES HISTORY VS. RAPTORS

	ALL-TIME	STREAKS	LAST WIN	LAST LOSS
Overall	33-18	Won 5	Jan.23	Nov.13
Home	17-8	Won 2	Nov.15	Nov.13
Road	16-10	Won 3	Jan.23	Mar.1

2021-22 PORTLAND STATISTICS VS. TORONTO

PLAYER	GP-GS	MIN	FG-ATT	FG%	3FG-ATT	3FG%	FT-FTA	FT%	OFF	DEF	TOT/AVG	AST	PF-D	STL	TO	BLK	PTS	AVG
C. McCollum	2-2	77.3	19-30	.633	9-16	.563	1-2	.500	1	12	13/6.5	12	3-3	3	7	2	48	24.0
N. Little	2-1	63.3	11-18	.611	3-7	.429	2-4	.500	0	8	8/4.0	4	3-6	2	4	1	27	13.5
A. Simons	2-1	53.3	9-23	.391	7-13	.538	2-2	1.000	0	5	5/2.5	6	4-4	1	6	0	27	13.5
D. Lillard	1-1	40.1	10-21	.476	3-6	.500	1-1	1.000	2	2	4/4.0	8	0-2	2	3	1	24	24.0
R. Covington	2-2	54.0	7-17	.412	5-11	.455	1-2	.500	2	6	8/4.0	7	3-1	2	3	5	20	10.0
B. McLemore	1-0	18.1	6-9	.667	5-7	.714	0-0	.000	0	1	1/1.0	0	1-0	0	0	0	17	17.0
J. Nurkic	2-2	49.6	7-13	.538	0-1	.000	2-6	.333	5	20	25/12.5	2	6-7	1	4	2	16	8.0
L. Nance Jr.	1-0	23.2	7-7	1.000	1-1	1.000	0-0	.000	0	5	5/5.0	2	3-1	0	2	0	15	15.0
N. Powell	1-1	32.1	3-9	.333	0-4	.000	6-8	.750	2	2	4/4.0	1	3-5	1	3	0	12	12.0
C. Elleby	1-0	17.3	4-7	.571	1-1	1.000	0-0	.000	0	3	3/3.0	1	2-3	1	0	1	9	9.0
T. Watford	1-0	15.4	3-6	.500	0-0	.000	0-0	.000	3	3	6/6.0	3	1-1	0	0	1	6	6.0
C. Zeller	1-0	11.7	3-3	1.000	0-0	.000	0-0	.000	2	1	3/3.0	1	0-1	0	0	0	6	6.0
D. Smith Jr.	1-0	13.8	2-3	.667	0-0	.000	1-2	.500	0	1	1/1.0	6	3-1	0	1	0	5	5.0
T. Snell	1-0	11.0	0-1	.000	0-1	.000	0-0	.000	0	0	0/0.0	3	0-0	1	1	1	0	0.0
TEAM	19-10	480.0	91-167	.545	34-68	.500	16-27	.593	17	69	86/43.0	56	32-35	14	34	14	232	116.0

2021-22 TORONTO STATISTICS VS. PORTLAND

PLAYER	GP-GS	MIN	FG-ATT	FG%	3FG-ATT	3FG%	FT-FTA	FT%	OFF	DEF	TOT/AVG	AST	PF-D	STL	TO	BLK	PTS	AVG
P. Siakam	2-2	73.4	20-35	.571	2-7	.286	6-8	.750	3	11	14/7.0	11	8-10	1	5	2	48	24.0
O. Anunoby	2-2	82.3	13-34	.382	7-17	.412	7-9	.778	5	9	14/7.0	7	7-5	6	1	2	40	20.0
F. VanVleet	2-2	81.7	12-32	.375	8-23	.348	3-3	1.000	3	8	11/5.5	15	8-3	7	7	1	35	17.5
G. Trent Jr.	2-2	68.0	12-31	.387	6-17	.353	1-2	.500	2	4	6/3.0	2	4-3	3	3	0	31	15.5
S. Barnes	2-2	73.3	9-28	.321	3-12	.250	6-6	1.000	3	11	14/7.0	8	3-5	1	5	2	27	13.5
C. Boucher	1-0	24.1	4-7	.571	3-5	.600	0-0	.000	4	5	9/9.0	0	0-0	0	0	3	11	11.0
K. Birch	1-0	21.3	3-6	.500	0-0	.000	0-0	.000	2	2	4/4.0	1	2-0	0	0	0	6	6.0
J. Champagnie	1-0	8.3	2-2	1.000	2-2	1.000	0-0	.000	0	1	1/1.0	1	0-1	2	1	0	6	6.0
D. Banton	2-0	20.0	2-6	.333	1-3	.333	0-0	.000	1	3	4/2.0	3	3-1	2	4	0	5	2.5
P. Achiuwa	1-0	14.8	1-2	.500	0-0	.000	1-2	.500	1	1	2/2.0	0	0-2	0	0	0	3	3.0
M. Flynn	1-0	2.6	1-1	1.000	0-0	.000	1-2	.500	2	0	2/2.0	0	0-1	0	0	0	3	3.0
S. Mykhailiuk	1-0	8.4	1-3	.333	1-1	1.000	0-0	.000	1	0	1/1.0	0	0-1	0	0	0	3	3.0
Y. Watanabe	1-0	1.8	0-0	.000	0-0	.000	0-0	.000	0	0	0/0.0	0	0-0	0	0	0	0	0.0
TEAM	19-10	480.0	80-187	.428	33-87	.379	25-32	.781	27	55	82/41.0	48	35-32	22	26	10	218	109.0

2022-23 VS TRAIL BLAZERS

Jan. 8 at Toronto
 Jan. 28 at Portland

2021-22 SEASON

48-34 (.585)
 in Atlantic

PLAYOFFS

Lost to Philadelphia, 4-2



SERIES RESULTS SINCE 1996-97

DATE	SITE	W/L	SCORE	DATE	SITE	W/L	SCORE	DATE	SITE	W/L	SCORE	DATE	SITE	W/L	SCORE	DATE	SITE	W/L	SCORE
1/17/97	POR	L	92-94	12/8/02	TOR	W	104-91	12/19/07	POR	W	101-96	1/2/13	TOR	L	79-102	2/2/18	TOR	L	105-130
1/28/97	TOR	L	84-120	3/12/03	POR	W	125-103	1/13/08	TOR	L	109-116**	11/17/13	TOR	W	118-110*	12/14/18	POR	W	128-122
11/24/97	TOR	W	91-90	11/11/03	POR	W	83-80	12/7/08	TOR	W	98-97	2/1/14	POR	W	106-103	3/1/19	TOR	L	117-119
2/1/98	POR	W	97-90	1/11/04	TOR	L	72-83	12/27/08	POR	W	102-89	12/30/14	POR	W	102-97*	11/13/19	POR	L	106-114
1/4/00	TOR	W	114-90	11/7/04	TOR	L	97-101	2/24/10	TOR	W	101-87	3/15/15	TOR	W	113-97	1/7/20	TOR	W	101-99
3/6/00	POR	L	90-109	11/13/04	POR	L	105-105	3/14/10	POR	W	109-98	2/4/16	POR	L	103-110	1/11/21	POR	W	112-111
11/16/00	TOR	W	86-80	1/18/06	POR	W	96-94	11/6/10	POR	W	97-84	3/4/16	TOR	L	115-117*	3/28/21	TOR	W	122-117
12/6/00	POR	W	95-88	2/12/06	TOR	L	81-114	2/11/11	TOR	W	102-96	12/26/16	POR	L	91-95	11/15/21	POR	W	118-113
1/2/02	POR	L	84-95	12/10/06	TOR	W	93-83	1/20/12	TOR	W	94-84	2/26/17	TOR	L	106-112	1/23/22	TOR	W	114-105
3/1/02	TOR	W	91-81	12/22/06	POR	L	100-101*	12/10/12	POR	W	92-74	10/30/17	POR	L	85-99	--	--	--	--

* overtime

UTAH JAZZ



Owner Ryan Smith
 General Manager Justin Zanik
 Vice President of Basketball Strategy Steven Schwartz
 Vice President of Pro Personnel Bart Taylor
 Vice President of Global Scouting Luca Desta
 Vice President of Player Wellness Dr. Ron Kimmons
 Sr. Director of Basketball Intelligence Charles Terrell
 Head Coach Quin Snyder
 Assistant Coaches .. Alex Jensen, Dell Demps, Vince Legarza, Lamar Skeeter, Jeff Watkinson, Bryan Bailey, Keyon Dooling, Sergi Oliva, Mike Wells
 Coaching Associates Steve Klei, Irv Roland, Erdem Can
 Director of Performance Erik Phillips
 Director of Medical Training/Head Athletic Trainer Eric Waters
 Director of Rehabilitation/Asst. Athletic Trainer Jamal Cort
 Director of Manual Therapy/Asst. Athletic Trainer Kristin Farrell
 Director of Performance Science Barnett Frank
 Head Strength & Conditioning Coach Isaiah Wright
 Assistant Strength & Conditioning Coach Cliff Spiller
 Cable TV AT&T SportsNet: Craig Bolerjack, Thurl Bailey, Holly Rowe
 Radio KZNS (1280 AM/97.5 FM): David Locke, Ron Boone
 Team Address Zions Bank Basketball Campus 1420 S 500 W Salt Lake City, UT 84115
 Business Phone 801-325-2500

UTAH PR STAFF

Chief Communications Officer
 Frank Zang
 Sr. Vice President, Basketball Communications
 Derek Garduno (dgarduno@utahjazz.com)
 Director, Communications
 Madeline Wehle Crandall (madeline.crandall@utahjazz.com)
 Manager, Communications
 Danny Franks (danny.franks@utahjazz.com)
 Manager, Communications
 Olivia Hill

2021-22 SEASON SERIES RESULTS

Nov.29 @ Utah Utah, 129-107
 Dec.29 vs. Portland Utah, 120-105
 Mar.9 @ Utah Utah, 123-85
 Apr.10 vs. Portland Utah, 111-80

2021-22 REGULAR SEASON VS. JAZZ			2020-21 REGULAR SEASON VS. JAZZ			SERIES HISTORY VS. JAZZ				
DATE	SITE	TIME/RESULT	DATE	SITE	RESULT	Overall	ALL-TIME	STREAKS	LAST WIN	LAST LOSS
Nov.29	Utah	L, 107-129	Dec.23	Portland	L, 100-120	Overall	46-55	Lost 4	May.12	Apr.10
Dec.29	Portland	L, 105-120	Apr.8	Utah	L, 103-122	Home	31-19	Lost 3	Feb.1	Apr.10
Mar.9	Utah	L, 85-123	May.12	Utah	W, 105-98	Road	15-36	Lost 2	May.12	Mar.9
Apr.10	Portland	L, 80-111								

2021-22 PORTLAND STATISTICS VS. UTAH

PLAYER	GP-GS	MIN	FG-ATT	FG%	3FG-ATT	3FG%	FT-FTA	FT%	OFF	DEF	TOT/AVG	AST	PF-D	STL	TO	BLK	PTS	AVG
D. Lillard	2-2	67.8	14-35	.400	6-18	.333	9-12	.750	0	12	12/6.0	9	0-11	1	4	1	43	21.5
N. Powell	1-1	42.5	11-23	.478	4-9	.444	6-6	1.000	0	2	2/2.0	1	4-5	1	3	0	32	32.0
A. Simons	2-0	58.4	13-28	.464	5-11	.455	0-0	.000	3	3	6/3.0	7	8-0	0	4	1	31	15.5
C. Elleby	4-2	73.6	10-17	.588	6-10	.600	2-2	1.000	2	6	8/2.0	3	11-3	3	2	0	28	7.0
J. Nurkic	1-1	26.9	9-13	.692	1-1	1.000	5-7	.714	5	5	10/10.0	1	3-5	0	0	0	24	24.0
R. Perry	2-1	47.9	11-20	.550	1-5	.200	1-3	.333	2	9	11/5.5	6	8-3	0	2	2	24	12.0
T. Watford	2-0	32.8	7-16	.438	1-4	.250	9-10	.900	1	2	3/1.5	0	3-7	0	0	1	24	12.0
K. Johnson	2-1	64.8	9-26	.346	3-11	.273	2-2	1.000	0	4	4/2.0	11	5-4	4	3	1	23	11.5
B. McLemore	3-0	47.9	8-15	.533	3-10	.300	3-4	.750	1	4	5/1.7	2	4-4	1	2	0	22	7.3
B. Williams	3-2	63.4	7-30	.233	1-7	.143	5-8	.625	0	12	12/4.0	7	7-11	2	5	1	20	6.7
C. McCollum	1-1	37.7	7-17	.412	2-5	.400	3-3	1.000	1	2	3/3.0	6	3-5	0	1	0	19	19.0
L. Nance Jr.	2-1	49.2	6-15	.400	1-4	.250	2-4	.500	5	7	12/6.0	9	5-2	3	0	0	15	7.5
K. Blevins	2-0	43.3	4-13	.308	2-10	.200	2-2	1.000	0	4	4/2.0	4	5-1	2	0	0	12	6.0
T. Snell	2-2	32.3	4-9	.444	3-7	.429	0-0	.000	1	4	5/2.5	0	4-0	1	1	0	11	5.5
N. Little	2-1	49.8	4-13	.308	1-6	.167	0-0	.000	1	11	12/6.0	2	2-2	0	2	2	9	4.5
C. Zeller	1-0	17.5	4-5	.800	0-0	.000	0-0	.000	2	4	6/6.0	1	4-0	0	0	0	8	8.0
G. Brown III	4-0	55.7	2-14	.143	2-6	.333	1-4	.250	1	5	6/1.5	4	6-5	0	4	2	7	1.8
J. Hart	1-1	26.2	2-11	.182	0-6	.000	1-2	.500	3	3	6/6.0	3	1-3	1	1	0	5	5.0
D. Louzada	1-1	18.2	2-5	.400	1-2	.500	0-0	.000	1	2	3/3.0	1	4-0	0	1	0	5	5.0
D. Eubanks	1-1	18.8	2-7	.286	0-0	.000	0-0	.000	3	4	7/7.0	0	1-1	1	0	1	4	4.0
E. Hughes	2-1	41.2	1-10	.100	0-5	.000	2-2	1.000	1	6	7/3.5	2	2-2	2	3	2	4	2.0
C. McGriff	1-0	19.8	1-3	.333	0-1	.000	2-2	1.000	3	5	8/8.0	1	3-2	0	0	1	4	4.0
D. Smith Jr.	1-0	3.6	1-3	.333	0-1	.000	1-2	.500	0	0	0/0.0	1	1-1	0	0	0	3	3.0
R. Covington	1-1	19.1	0-3	.000	0-2	.000	0-0	.000	1	2	3/3.0	1	2-1	0	3	1	0	0.0
J. Cumberland	1-0	1.7	0-0	.000	0-0	.000	0-0	.000	0	0	0/0.0	0	0-0	0	0	0	0	0.0
TEAM	45-20	960.0	139-351	.396	43-141	.305	56-75	.747	37	118	155/38.8	82	96-78	22	41	16	377	94.3

2021-22 UTAH STATISTICS VS. PORTLAND

PLAYER	GP-GS	MIN	FG-ATT	FG%	3FG-ATT	3FG%	FT-FTA	FT%	OFF	DEF	TOT/AVG	AST	PF-D	STL	TO	BLK	PTS	AVG
R. Gobert	4-4	112.6	25-31	.806	0-0	.000	20-34	.588	12	41	53/13.3	5	11-30	1	3	5	70	17.5
J. Clarkson	4-0	104.7	21-51	.412	9-27	.333	7-8	.875	6	17	23/5.8	13	9-8	6	5	0	58	14.5
B. Bogdanovic	3-3	83.0	20-38	.526	9-18	.500	6-9	.667	2	9	11/3.7	6	3-6	1	4	0	55	18.3
R. Gay	4-0	82.1	18-39	.462	7-24	.292	9-10	.900	4	14	18/4.5	4	6-6	0	4	2	52	13.0
D. Mitchell	2-2	56.9	18-32	.563	7-18	.389	3-3	1.000	0	6	6/3.0	11	4-2	5	3	0	46	23.0
M. Conley	4-4	102.1	13-35	.371	3-14	.214	7-8	.875	1	3	4/1.0	22	8-6	5	4	1	36	9.0
H. Whiteside	4-0	63.9	12-17	.706	0-0	.000	7-13	.538	9	16	25/6.3	5	10-11	1	2	6	31	7.8
J. Hernangomez	2-1	38.5	10-16	.625	5-8	.625	2-4	.500	3	7	10/5.0	3	2-3	1	2	1	27	13.5
R. O'Neale	3-3	81.5	7-16	.438	3-10	.300	3-3	1.000	3	12	15/5.0	6	4-4	1	3	0	20	6.7
J. Ingles	2-2	59.6	6-12	.500	5-11	.455	2-2	1.000	0	5	5/2.5	9	6-4	1	4	0	19	9.5
J. Butler	4-0	35.3	5-12	.417	2-8	.250	6-7	.857	0	4	4/1.0	2	3-3	0	2	1	18	4.5
T. Forrest	3-0	43.6	6-9	.667	0-1	.000	5-7	.714	1	3	4/1.3	9	1-4	0	1	0	17	5.7
E. Paschall	3-0	16.0	5-8	.625	2-3	.667	3-4	.750	0	3	3/1.0	1	2-2	0	0	0	15	5.0
D. House Jr.	2-1	42.5	2-11	.182	0-6	.000	6-8	.750	0	9	9/4.5	2	1-7	1	3	0	10	5.0
U. Azubuike	1-0	9.6	3-3	1.000	0-0	.000	0-0	.000	0	3	3/3.0	0	2-0	0	0	0	6	6.0
N. Alexander-Walker	2-0	17.7	1-7	.143	1-7	.143	0-0	.000	0	3	3/1.5	7	4-0	0	1	1	3	1.5
M. Fitts	1-0	0.8	0-0	.000	0-0	.000	0-0	.000	0	0	0/0.0	0	0-0	0	0	0	0	0.0
E. Hughes	2-0	3.1	0-0	.000	0-0	.000	0-0	.000	0	0	0/0.0	0	1-0	0	1	0	0	0.0
M. Oni	2-0	3.1	0-2	.000	0-2	.000	0-0	.000	0	1	1/0.5	0	1-0	0	0	0	0	0.0
X. Sneed	1-0	3.7	0-0	.000	0-0	.000	0-0	.000	1	1	2/2.0	1	0-0	0	0	0	0	0.0
TEAM	53-20	959.9	172-339	.507	53-157	.338	86-120	.717	42	157	199/49.8	106	78-96	23	42	17	483	120.8

2022-23 VS TRAIL BLAZERS

Nov. 19 at Portland
 Dec. 3 at Utah
 Jan. 25 at Portland
 Mar. 22 at Utah

2021-22 SEASON

49-33 (.598)
 in Northwest

PLAYOFFS

Lost to Dallas, 4-2

SERIES RESULTS SINCE 1996-97

DATE	SITE	W/L	SCORE	DATE	SITE	W/L	SCORE	DATE	SITE	W/L	SCORE	DATE	SITE	W/L	SCORE	DATE	SITE	W/L	SCORE
12/26/96	UTA	L	94-99	12/27/01	POR	L	87-99	4/16/07	UTA	L	93-130	2/1/13	UTA	L	77-86	2/11/18	POR	L	96-115
1/19/97	POR	W	102-96	2/2/02	UTA	L	96-97	12/11/07	UTA	W	97-89	2/2/13	POR	W	105-99	2/23/18	UTA	W	100-81
2/13/97	UTA	L	86-110	12/27/02	POR	W	103-98	12/14/07	POR	W	99-91	3/29/13	POR	L	95-105	4/11/18	POR	W	102-93
2/28/97	POR	W	115-105	1/29/03	UTA	L	71-95	12/31/07	UTA	L	101-111	4/1/13	UTA	L	102-112	12/21/18	POR	L	90-120
12/5/97	POR	W	94-77	3/26/03	UTA	L	85-94	1/5/08	POR	W	103-89	12/6/13	POR	W	130-98	12/25/18	UTA	L	96-117
12/27/97	UTA	W	102-91	4/3/03	POR	L	88-93	11/5/08	UTA	L	96-103	12/9/13	UTA	W	105-94	1/21/19	UTA	W	109-104
1/16/98	POR	W	96-86	10/29/03	UTA	L	92-99	12/11/08	UTA	L	88-97	2/21/14	POR	W	102-94	1/30/19	POR	W	132-105
4/1/98	UTA	L	89-98	2/6/04	UTA	W	87-73	1/31/09	POR	W	122-108	4/11/14	UTA	W	111-99	12/26/19	UTA	L	115-121
3/2/99	POR	W	102-100**	2/10/04	POR	L	81-86	3/31/09	POR	W	125-104	2/3/15	POR	W	103-102	2/1/20	POR	W	124-107
3/12/99	POR	L	77-91	3/6/04	POR	W	91-70	11/28/09	UTA	L	92-108	2/20/15	UTA	L	76-92	2/7/20	UTA	L	114-117
4/23/99	UTA	L	85-96	12/10/04	UTA	L	87-92*	1/27/10	POR	L	95-106	3/25/15	UTA	W	92-89	12/23/20	POR	L	100-120
11/9/99	UTA	L	87-92	12/12/04	POR	W	98-88	2/3/10	UTA	L	105-118	4/11/15	POR	L	105-111	4/8/21	UTA	L	103-122
1/27/00	POR	W	85-75	4/5/05	UTA	L	79-90	2/21/10	POR	L	89-93*	11/4/15	UTA	W	108-92	5/12/21	UTA	W	105-98
2/27/00	POR	W	101-92	4/17/05	POR	W	100-82	11/20/10	POR	L	94-103	12/31/15	UTA	L	96-109	11/29/21	UTA	L	107-129
4/10/00	UTA	W	90-86	12/4/05	POR	L	93-98	12/27/10	UTA	W	96-91	1/13/16	POR	W	99-85	12/29/21	POR	L	105-120
12/28/00	UTA	W	103-102*	12/14/05	UTA	L	77-82	12/30/10	POR	W	100-89	2/21/16	POR	W	115-111	3/9/22	UTA	L	85-123
2/22/01	POR	L	84-90	4/1/06	POR	L	89-102	4/7/11	UTA	W	98-87	10/25/16	POR	W	113-104	4/10/22	POR	L	80-111
3/16/01	POR	W	90-87	4/8/06	UTA	L	93-110	1/30/12	UTA	L	89-93	2/15/17	UTA	L	88-111	--	--	--	--
3/22/01	UTA	W	101-99	12/30/06	UTA	L	86-96	4/2/12	POR	L	97-102	4/4/17	UTA	L	87-106	--	--	--	--
11/6/01	POR	W	101-83	2/20/07	POR	W	103-100	4/18/12	POR	L	91-112	4/8/17	POR	W	101-86	--	--	--	--
12/14/01	UTA	L	85-93	4/4/07	POR	W	94-89	4/26/12	UTA	L	94-96	11/1/17	UTA	L	103-112*	--	--	--	--

* overtime



WASHINGTON WIZARDS



Chairman & CEO Ted Leonis
 General Manager Tommy Sheppard
 Chief Planning & Operations Officer Sashi Brown
 Chief of Athletic Care & Performance Dr. Daniel Medina
 Assistant General Manager/Strategy & Analytics Brett Greenberg
 Vice President of College Personnel Frank Ross
 Vice President of Pro Personnel Johnny Rogers
 Head Coach Wes Unseld Jr.
 Assistant Coaches Pat Delany, Joseph Blair, Mike Miller, Zach Guthrie, Ryan Richman
 Assistant Coach/Director of Player Development Alex McLean
 Director of Coaching Administration Eric Sebastian
 Director of Player Health Dr. Michael Ashton
 Director of Physical Performance and Therapy Dr. Michael Davis
 Director of Athletic Performance Adam Petway
 Senior Performance Therapist Dr. Powell Bernhardt
 Home Court Capital One Arena (20,362)
 Radio THE TEAM (98.0 FM)/WFED (1500 AM); Dave Johnson, Glen Consor
 TV NBC Sports Washington; Justin Kutcher, Drew Gooden, Chris Miller

WASHINGTON PR STAFF

Vice President of Communications
 Scott Hall (shall@monumentalsports.com)
 Director of Basketball Communications
 Daren Jenkins (djenkins@monumentalsports.com)
 Communications Manager
 Matt Quinn (mquinn@monumentalsports.com)
 Communications Manager
 Kara Swirsky (kswirsky@monumentalsports.com)
 Vice President of Strategic Communications, Basketball
 Ketsia Colimon (kcolimon@monumentalsports.com)

2021-22 SEASON SERIES RESULTS

Jan.15 @ Washington
 Mar.12 vs. Portland
 Portland, 115-110
 Portland, 127-118

2021-22 REGULAR SEASON VS. WIZARDS

DATE	SITE	TIME/RESULT
Jan.15	Washington	W, 115-110
Mar.12	Portland	W, 127-118

2020-21 REGULAR SEASON VS. WIZARDS

DATE	SITE	RESULT
Feb.2	Washington	W, 132-121
Feb.20	Portland	L, 111-118

SERIES HISTORY VS. WIZARDS

	ALL-TIME	STREAKS	LAST WIN	LAST LOSS
Overall	63-56	Won 2	Mar.12	Feb.20
Home	36-23	Won 1	Mar.12	Feb.20
Road	27-33	Won 5	Jan.15	Jan.16

2021-22 PORTLAND STATISTICS VS. WASHINGTON

PLAYER	GP-GS	MIN	FG-ATT	FG%	3FG-ATT	3FG%	FT-FTA	FT%	OFF	DEF	TOT/AVG	AST	PF-D	STL	TO	BLK	PTS	AVG
J. Hart	1-1	35.8	15-21	.714	6-9	.667	8-8	1.000	0	8	8/8.0	6	4-6	4	3	0	44	44.0
A. Simons	1-1	40.4	11-21	.524	7-14	.500	2-3	.667	0	0	0/0.0	11	0-2	2	2	0	31	31.0
T. Wafford	2-1	46.0	11-18	.611	0-3	.000	7-7	1.000	3	7	10/5.0	3	9-5	2	2	0	29	14.5
J. Nurkic	1-1	30.9	9-15	.600	0-1	.000	5-10	.500	3	11	14/14.0	2	6-6	2	4	0	23	23.0
D. Eubanks	1-1	38.5	9-14	.643	0-1	.000	2-2	1.000	4	8	12/12.0	3	2-2	0	2	1	20	20.0
N. Little	1-1	29.1	6-8	.750	2-3	.667	4-5	.800	0	1	1/1.0	0	3-3	0	1	1	18	18.0
R. Covington	1-1	40.2	5-13	.385	2-6	.333	3-4	.750	2	7	9/9.0	2	5-2	4	0	1	15	15.0
C. Elleby	2-1	55.0	5-12	.417	1-5	.200	4-5	.800	3	2	5/2.5	2	5-5	3	2	0	15	7.5
B. McLemore	2-1	43.1	3-16	.188	2-13	.154	3-6	.500	0	3	3/1.5	2	5-7	0	1	0	11	5.5
B. Williams	1-1	39.9	4-15	.267	1-5	.200	1-2	.500	1	4	5/5.0	4	1-1	1	1	1	10	10.0
G. Brown III	1-0	16.9	3-6	.500	1-2	.500	2-2	1.000	1	2	3/3.0	0	5-1	1	1	1	9	9.0
D. Smith Jr.	1-0	22.5	3-9	.333	0-0	.000	3-3	1.000	1	3	4/4.0	2	0-2	3	0	0	9	9.0
K. Johnson	1-0	14.8	2-5	.400	2-3	.667	0-0	.000	1	0	1/1.0	2	1-0	1	1	0	6	6.0
T. Snell	1-0	20.1	1-4	.250	0-3	.000	0-0	.000	1	4	5/5.0	1	0-0	0	2	0	2	2.0
K. Blevins	1-0	3.4	0-1	.000	0-1	.000	0-0	.000	0	0	0/0.0	0	0-0	0	0	0	0	0.0
E. Hughes	1-0	3.4	0-0	.000	0-0	.000	0-0	.000	0	2	2/2.0	0	0-0	0	1	0	0	0.0
TEAM	19-10	480.0	87-178	.489	24-69	.348	44-57	.772	20	62	82/41.0	40	46-42	23	23	5	242	121.0

2021-22 WASHINGTON STATISTICS VS. PORTLAND

PLAYER	GP-GS	MIN	FG-ATT	FG%	3FG-ATT	3FG%	FT-FTA	FT%	OFF	DEF	TOT/AVG	AST	PF-D	STL	TO	BLK	PTS	AVG
K. Kuzma	2-2	66.9	14-35	.400	4-12	.333	6-6	1.000	5	10	15/7.5	5	4-9	0	9	3	38	19.0
K. Caldwell-Pope	2-2	61.2	9-27	.333	5-14	.357	11-11	1.000	1	5	6/3.0	7	7-7	1	4	0	34	17.0
C. Kispert	2-2	65.6	10-15	.667	6-11	.545	2-3	.667	1	11	12/6.0	2	3-3	1	0	2	28	14.0
S. Dinwiddie	1-1	34.2	9-18	.500	4-10	.400	5-5	1.000	0	1	1/1.0	7	4-6	0	3	0	27	27.0
R. Hachimura	2-0	32.0	5-11	.455	3-5	.600	4-4	1.000	0	4	4/2.0	1	1-2	1	4	0	17	8.5
D. Gafford	2-2	25.7	5-10	.500	0-0	.000	6-6	1.000	4	3	7/3.5	1	5-6	0	1	0	16	8.0
M. Harrell	1-0	25.3	8-10	.800	0-1	.000	0-2	.000	1	4	5/5.0	2	5-2	1	2	1	16	16.0
R. Neto	2-1	36.4	4-10	.400	1-4	.250	2-2	1.000	0	2	2/1.0	6	1-2	2	5	1	11	5.5
A. Holiday	1-0	12.0	3-5	.600	2-3	.667	2-2	1.000	3	2	5/5.0	3	3-1	0	0	0	10	10.0
I. Smith	1-0	25.1	5-7	.714	0-1	.000	0-0	.000	1	3	4/4.0	5	2-0	1	3	0	10	10.0
T. Bryant	2-0	34.7	2-7	.286	0-3	.000	5-5	1.000	1	5	6/3.0	1	3-4	0	0	3	9	4.5
D. Avdija	2-0	33.4	2-9	.222	1-4	.250	1-2	.500	0	5	5/2.5	1	2-1	2	1	0	6	3.0
A. Gill	1-0	11.6	2-4	.500	0-1	.000	2-2	1.000	1	1	2/2.0	1	1-2	0	0	0	6	6.0
T. Satoransky	1-0	16.0	0-5	.000	0-2	.000	0-0	.000	1	3	4/4.0	4	1-1	2	2	1	0	0.0
TEAM	22-10	480.0	78-173	.451	26-71	.366	46-50	.920	19	59	78/39.0	46	42-46	11	34	11	228	114.0



2022-23 VS TRAIL BLAZERS

Feb. 3 at Washington
Feb. 14 at Portland

2021-22 SEASON

35-47 (.427)
in Southeast

PLAYOFFS

Did not qualify

SERIES RESULTS SINCE 1996-97

DATE	SITE	W/L	SCORE	DATE	SITE	W/L	SCORE	DATE	SITE	W/L	SCORE	DATE	SITE	W/L	SCORE	DATE	SITE	W/L	SCORE
12/23/96	POR	L	84-106	12/10/02	WAS	W	98-79	3/25/08	POR	W	102-82	2/3/14	WAS	L	90-100	11/18/18	WAS	W	119-109
3/22/97	WAS	L	104-108	3/25/03	POR	L	91-95	12/3/08	WAS	W	98-92	3/20/14	POR	W	116-103	1/3/20	WAS	W	122-103
1/21/98	WAS	W	100-87	11/25/03	POR	L	80-81	1/24/09	POR	W	100-87	1/24/15	POR	W	103-96	3/4/20	POR	W	125-104
3/24/98	POR	L	87-99	1/26/04	WAS	W	94-83	1/18/10	WAS	L	92-97	3/16/15	WAS	L	97-105	2/2/21	WAS	W	132-121
2/27/99	WAS	W	82-81	1/12/05	WAS	L	100-104	3/19/10	POR	W	76-74	1/18/16	WAS	W	108-98	2/20/21	POR	L	111-118
2/18/00	POR	W	93-85	3/28/05	POR	L	106-114	12/3/10	WAS	L	79-83	3/8/16	POR	W	116-109*	1/15/22	WAS	W	115-110
3/12/00	WAS	W	102-86	11/30/05	WAS	L	89-96	3/22/11	POR	W	111-76	1/16/17	WAS	L	101-120	3/12/22	POR	W	127-118
11/21/00	WAS	W	104-94	12/18/05	POR	W	97-92	2/14/12	POR	L	109-124	3/11/17	POR	L	124-125*	--	--	--	--
12/23/00	POR	W	87-70	2/11/07	WAS	W	94-73	3/10/12	WAS	W	110-99	11/25/17	WAS	W	108-105	--	--	--	--
2/27/02	WAS	W	105-101	3/20/07	POR	W	100-98	11/28/12	WAS	L	82-84	12/5/17	POR	L	92-106	--	--	--	--
3/16/02	POR	W	95-80	11/17/07	WAS	L	90-109	1/21/13	POR	L	95-98	10/22/18	POR	L	124-125*	--	--	--	--

* overtime



Austin Spurs

1717 Scottsdale Drive, Suite 155, Cedar Park, TX 78641 |
 Arena: H-E-B Center at Cedar Park
 Tel: (512) 236-8333
 Media Relations Contact: Amanda Janczak
 (ajanczak@spurs.com)
 NBA Affiliation: San Antonio

Birmingham Squadron

950 22nd Street N, Suite 925, Birmingham, AL 35203
 Arena: Legacy Arena
 Tel: (256) 708-0281
 Media Relations Contact: Dawson Boyd
 (Dawson.Boyd@pelicans.com)
 NBA Affiliation: New Orleans

Capital City Go-Go

1100 Oak Drive SE, Washington, DC 20032
 Arena: Ent. & Sports Arena in Congress Hts.
 Tel: (202) 318-5278
 Media Relations Contact: Matt Quinn
 (mquinn@monumentalsports.com)
 NBA Affiliation: Washington

Cleveland Charge

1 Center Court, Cleveland, OH, 44115
 Arena: Cleveland State University Wolstein Center
 Tel: (216) 420-2730
 Media Relations Contact: Sean Wyatt
 (SWyatt@cavs.com)
 NBA Affiliation: Cleveland

College Park Skyhawks

101 Marietta Street NW, Suite 1100, Atlanta, GA 30303
 Arena: Gateway Center Arena at College Park
 Tel: (404) 878-3800
 Media Relations Contact: Jerome Schwich
 (Jerome.schwich@cpskyhawks.com)
 NBA Affiliation: Atlanta

Delaware Blue Coats

401 Garasches Lane, Wilmington, DE 19801
 Arena: Chase Fieldhouse
 Tel: (302) 504-7587
 Media Relations Contact: Alex Yoh
 (alexboh@76ers.com and BlueCoatsPR@76ers.com)
 NBA Affiliation: Philadelphia

Fort Wayne Mad Ants

347 West Berry Street, Suite, 200A, Fort Wayne, IN 46802
 Arena: Allen County War Memorial Coliseum
 Tel: (260) 702-9561
 Media Relations Contact: Dan Vance
 (dvance@ftwaynemadants.com)
 NBA Affiliation: Indiana

NBA G League Ignite

200 S Green Valley Parkway, Henderson, NV 89012
 Arena: The Dollar Loan Center
 Media Relations Contact: Mara Rudolph
 (mrudolph@nba.com)
 NBA Affiliation: None

Grand Rapids Gold

130 Fulton Street W, Grand Rapids, MI 49503
 Arena: Van Andel Arena
 Tel: (616) 350-4881
 Media Relations Contact: Shanee Marvin
 (smarvin@nbagrandsrapids.com) and Brittney Whitefield
 (bwhitefield@nbagrandsrapids.com)
 NBA Affiliation: Denver

Greensboro Swarm

2411 B West Gate City Boulevard, Greensboro, NC 27403
 Arena: Fieldhouse at the Greensboro Coliseum Complex
 Tel: (336) 907-3608
 Media Relations Contact: Kaila Lewis
 (Klewis@goswarm.com)
 NBA Affiliation: Charlotte

Iowa Wolves

730 3rd Street, Des Moines, IA 50309
 Arena: Wells Fargo Arena
 Tel: (515) 564-8550
 Media Relations Contact: John Meyer
 (john.meyer@iawolves.com)
 NBA Affiliation: Minnesota

Lakeland Magic

701 W Lime Street, Lakeland, FL 33815
 Arena: RP Funding Center
 Tel: (863) 825-3258
 Media Relations Contact: Owen Fasolas
 (ofasolas@lakelandmagic.com)
 NBA Affiliation: Orlando

Long Island Nets

1255 Hempstead Turnpike, Uniondale, New York 11553
 Arena: Nassau Coliseum
 Tel: (516) 654-8199
 Media Relations Contact: Patricia Douglas
 (pdouglas@bseglobal.net)
 NBA Affiliation: Brooklyn

Maine Celtics

550 Forest Avenue, Portland, ME 04012
 Arena: Portland Exposition Building
 Tel: (207) 210-6655
 Media Relations Contact: Evans Boston
 (EBoston@maineceltics.com)
 NBA Affiliation: Boston

Memphis Hustle

191 Beale Street, Memphis, TN 38103
 Arena: Landers Center
 Tel: (901) 205-1234
 Media Relations Contact: Corey Moore
 (Cmoore@grizzlies.com)
 NBA Affiliation: Memphis

Mexico City Capitanes

Av. de las Granjas 800, Santa Barbara, Azcapotzalco,
 02230, Mexico City, Mexico
 Arena: Arena Ciudad de México
 Tel: +52 55 6414 6100
 Media Relations Contact: Adriana Barrón
 (abarron@capitanes.mx)
 NBA Affiliation: None

Motor City Cruise

1290 West Warren Avenue, Detroit, MI 48201
 Arena: Wayne State Fieldhouse
 Tel: (417) 331-0002
 Media Relations Contact: Kevin Grigg
 (KGrigg@pistons.com)
 NBA Affiliation: Detroit

Oklahoma City Blue

208 Thunder Drive, Oklahoma City, OK 73102
 Arena: Paycom Center
 Tel: (405) 208-4800
 Media Relations Contact: Heather Ward
 (Hward@okcthunder.com)
 NBA Affiliation: Oklahoma City

Ontario Clippers

9680 Haven Avenue #120, Rancho Cucamonga, CA 91730
 Arena: Toyota Arena
 Tel: (909) 406-9090
 Media Relations Contact: Cooper Dzierzanowski
 (cdzierzanowski@clippers.com)
 NBA Affiliation: LA Clippers

Raptors 905

5600 Rose Cherry Place, Mississauga, ON L4Z4B6
 Arena: Paramount Fine Foods Centre
 Tel: (416) 815-5600
 Media Relations Contact:
 Safia Hersi (SHersi@raptors905.com)
 NBA Affiliation: Toronto

Rio Grande Valley Vipers

4421 N. McColl Road, McAllen, TX 78504
 Arena: Bert Ogden Arena
 Tel: (956) 510-7162
 Media Relations Contact:
 Juanita Maldonado (juanita@rgvipers.com)
 NBA Affiliation: Houston

Salt Lake City Stars

3200 S Decker Lake Drive, West Valley City, UT 84119
 Arena: Maverik Center
 Tel: (801) 325-7827
 Media Relations Contact: Derek Ahrnsbrak
 (derek.ahrnsbrak@slcstars.com)
 NBA Affiliation: Utah

Santa Cruz Warriors

903 Pacific Avenue, Suite 101, Santa Cruz, CA 95060
 Arena: Kaiser Permanente Arena
 Tel: (503) 704-6328
 Media Relations Contact: Anna Bureson
 (abureson@warriors.com)
 NBA Affiliation: Golden State

Sioux Falls Skyforce

2131 South Minnesota Avenue, Sioux Falls, SD 57105
 Arena: Sanford Pentagon
 Tel: (605) 332-0605
 Media Relations Contact: Nick Robinson
 (nick@skyforceonline.com)
 NBA Affiliation: Miami

South Bay Lakers

2275 East Mariposa Avenue, El Segundo, CA 90245
 Arena: UCLA Health Training Center
 Tel: (310) 426-6000
 Media Relations Contact: Cole Knox
 (cknox@sb-lakers.com)
 NBA Affiliation: Los Angeles Lakers

Stockton Kings

400 East Main Street, Suite 760 Stockton, CA 95202
 Arena: Stockton Arena
 Tel: (888) 564-7209
 Media Relations Contact: Avery Jacobs
 (Ajacobs@kings.com)
 NBA Affiliation: Sacramento

Texas Legends

2601 Avenue of the Stars, Suite 300, Frisco, TX 75034
 Arena: Comerica Center
 Tel: (214) 469-0822
 Media Relations Contact: Britney Wynn
 (bwynn@texlegends.com)
 NBA Affiliation: Dallas

Westchester Knicks

711 Old Saw Mill River Road, Tarrytown, NY 10591
 Arena: Total Mortgage Arena
 Tel: (212) 485-7116
 Media Relations Contact: Ajah Hawley-Alexander
 (Ajah.Hawley-Alexander@msgsports.com)
 NBA Affiliation: New York

Windy City Bulls

5333 Prairie Stone Parkway, Hoffman Estates, IL 60192
 Arena: NOW Arena
 Tel: (847) 396-7070
 Media Relations Contact: Kyle Brown
 (kylebrown@bulls.com)
 NBA Affiliation: Chicago

Wisconsin Herd

549 High Avenue, Oshkosh, WI 54901
 Arena: Oshkosh Arena
 Tel: (920) 233-4374
 Media Relations Contact: Jamie Winsted
 (jamie.winsted@wisconsinherd.com)
 NBA Affiliation: Milwaukee

DO YOU KNOW THE STORY OF HOW RIP
CITY CAME TO BE.

IS THERE A HISTORY OF WHICH WE ARE
VERY PROUD.

WHAT IS RIP CITY AT THIS MOMENT
IN TIME?

DOES IT BEGIN WHAT FEELS LIKE A NEW
CHAPTER?

IS THE LONG, HARD JOURNEY TO WEARING
THE UNIFORM IS ALWAYS GOING TO
BE A STORY WORTH HEARING.

ARE THERE SO MANY MORE STORIES
ALL AROUND US.

ON EVERY BLAZERS T-SHIRT, HAT,
OR EVERY STICKER YOU SEE IN THIS
TOWN

AND THERE ARE A LOT OF THEM

GOING BACK TO SOME MOMENT, TRADITION,
A FEELING BROUGHT THAT PERSON
INTO THE RIP CITY FOLD

AND MORE THAN THAT

IS THERE SOMETHING THAT KEEPS THEM
HERE

IS IT SURELY THAT IS NOT THE ONLY
STORY THEY HAVE TO TELL

WHAT ARE THE STORIES BEHIND THE
PEOPLE THAT MAKE UP THE RIP CITY
FAMILY TODAY?

WHAT DO WE WANT TO ASK.

THE *Media*





Kevin Calabro
Television Play-by-Play Announcer

NBA voice Kevin Calabro begins his sixth season as play-by-play television broadcaster in the 2022-23 season. Since joining the Trail Blazers, Calabro has ignited Rip City with his high-energy calls – so much so that he earned his first Northwest Regional EMMY Award in 2018 as “Best Sports Play-by-Play Announcer” and received the National Sportscaster and Sportswriters Association 2018 Oregon Sportscaster of the Year award. Before coming to Portland, Calabro served as a regular postseason national play-by-play announcer for ESPN Radio, Turner Broadcasting and NBA TV, a broadcaster for Westwood One Radio during the NCAA Men’s Basketball Tournament, as well as a basketball and football announcer for Pac-12 Network.

A veteran of the NBA, Calabro spent 21 years as a television and radio broadcaster for the former Seattle SuperSonics until that franchise moved to Oklahoma City in 2008. Instead of relocating with the team, he chose his love for the Pacific Northwest and remained in the Seattle area. Calabro has received a number of accolades for his broadcast work on the national level with TNT, TBS, ESPN Radio and NBA TV. He was most recently honored with the 2016 Keith Jackson Western Sports Star of the Year award, given to a member of the media for communicating sports stories in the state of Washington. Calabro has also been honored by the National Sportscasters and Sportswriters Association as Washington’s “Sportscaster of the Year” in 1997, 2000-2003 and again in 2006. Calabro has also lent his voice to several Microsoft video games, including NBA Inside Drive, NBA Full Court Press and NFL Fever, and as the play-by-play voice of Sony PlayStation NBA games.

A native of Indiana and graduate of Butler University, Calabro’s NBA broadcasting career began in 1983-84 as play-by-play announcer for the former Kansas City Kings, now the Sacramento Kings. Calabro and his wife, Sue, have children Anthony, wife Stephanie and daughter Leni, Nick, Lauren and Joe.



Lamar Hurd
Television Analyst

The 2022-23 season marks the seventh season for Lamar Hurd as Trail Blazers Television Analyst. He provides basketball analysis and insight on all Trail Blazers broadcasts and across social media channels. Hurd came to the Trail Blazers from the Pac-12 Network, where he was a college basketball analyst for four years. In 2014, he began broadcasting games for ESPN as well. From 2008-11, Hurd served as a primary college basketball analyst for Fox Sports Northwest and Root Sports. With these networks, he provided commentary and basketball insight for their studio show, College Hoops Northwest, and live broadcasts at Pac-12 men’s basketball games.

Hurd was the starting point guard for Oregon State from 2002-06; he received All Pac-10 Honors, shared the team’s MVP award and was named to the Pac-10 All-Academic first team. In 2006, Lamar won the Pac-10 medal, which is awarded annually to only one male and female student-athlete at each of the conference’s institutions who best exemplifies excellence on and off the playing field. He played professional basketball in Germany from 2006-07 but returned to the United States to share his love of the game with local kids. Hurd graduated from Oregon State with a degree in Communications and currently lives in Oregon with his wife, Bethany Hurd.



Brooke Olzendam
Courtside Reporter

Brooke Olzendam enters her seventh season with the Trail Blazers in 2022-23 as Courtside Reporter for all home and road Trail Blazers game telecasts. She also serves as the pre, half and post-game co-host alongside Michael Holton for home games and a host for digital, web and social content. Olzendam joined the Trail Blazers from CSN Northwest, where she served as the All-Purpose Host for the network from 2014-16. She spent the off-season reporting and hosting for the Pac-12 Network. Previously, Olzendam served as TV Host/Sideline Reporter for Pacers TV Broadcasts. She has performed sideline and reporting duties for CSN Northwest, covering a broad spectrum of sports from professional baseball to horse racing; and hosted pregame and postgame shows for the Trail Blazers. Olzendam began her career covering the University of Washington, both as host of “Huskies All-Access” as well as doing sideline reporting for both football and basketball. In addition, Olzendam hosted and produced “Runnin’ with the PAC,” a nationally televised magazine show focused on the Pac-10 Conference.


For the last three years, Olzendam spearheaded an effort called “Brooke Hearts your Heart,” using her personal life experiences to educate on the importance of heart health, raise funds for the American Heart Association and spread awareness of AEDs in saving lives.

Born in Spokane, Wash., and a graduate of the Edward R. Murrow School of Communication at Washington State University, Olzendam has a passion for basketball that stems from her father Dave Olzendam, a member of the Washington State Coaches Hall of Fame.



Travis Demers Radio Play-by-Play Announcer

Travis Demers enters his fourth full season with the Trail Blazers in 2022-23 as Radio Play-by-Play announcer. Prior to his role with the Trail Blazers, Demers called games for the University of Portland, Hillsboro Hops, OSAA and other organizations locally and nationally for 20 years. Travis has been a mainstay on the Portland media scene since 2003, as a regular host on 620 Rip City Radio, 1080 The FAN and NBC Sports Northwest. He has also been a national host for SiriusXM. Demers has been an active member of the Portland Metro community by coaching youth and high school sports, as well as being involved in several charitable organizations, including serving on the board for Adopt-A-Gym. Born in Mt. Kisco, New York, Travis received a Bachelor of Fine Arts in Broadcasting from Long Island University. He was elected to the Hall of Fame at WCWP, his college radio station, in 2022. He now lives in Sherwood with his wife Hannah and sons Lincoln and Lawson.



Michael Holton Radio Analyst/Studio Host

Former Trail Blazer Michael Holton begins his 16th season with the Trail Blazers as an In-Studio Analyst and his sixth full season as the Radio Analyst alongside Travis Demers in 2022-23. Prior to his current role, Holton served as a Radio Analyst for the Trail Blazers and was also an Analyst for ESPN's coverage of NCAA basketball. In addition, Holton served as a Co-Host on 750 KXL's "Ducks Rewind," a weekly show analyzing Oregon Ducks men's basketball. After retiring from the NBA, Holton served as a collegiate basketball coach for 13 years, including five years as Head Coach with the University of Portland. Holton began his NBA career as a third-round selection by the Golden State Warriors in the 1983 NBA Draft but did not play until the 1984-85 season when he suited up for Phoenix. Over six seasons, Holton played in 325 total NBA games for the Suns, Bulls, Trail Blazers and Hornets. Before beginning his professional career, the Seattle-native was a four-year letter winner for the UCLA Bruins basketball team from 1979-83, where he later earned his degree in Political Science.



Cory Jez Analytics Insider

The 2022-23 season marks the first season for Cory Jez as a part of the Trail Blazers broadcast crew. Jez joined the organization shortly before the start of the season and will serve as an Analytics Insider on game broadcasts while contributing to other content throughout the season.

Jez began his career in the tech consulting and startup world, including a stint from 2015-17 as FanDuel's Analytics Manager. In 2017, he joined the Utah Jazz organization as Director of Basketball Analytics, assisting the coaching staff and front office to incorporate analytics throughout scouting, game preparation and execution. In 2020, he jumped from the basketball world to the soccer pitch, joining MLS' Austin FC as the Director of Sports Science & Analytics. He didn't stay away from the NBA for long, throughout the 2021-22 NBA season he served as an Analytics Consultant for the Washington Wizards before finding his way to the Trail Blazers organization in fall of 2022.

He discovered his love for basketball at a young age, as his father was a college basketball coach at Virginia Commonwealth University in the 1980s and '90s. He received his B.S. in Economics and Math from Virginia Tech in 2011 before completing a Master's program in Analytics from Georgia Tech in 2020. He currently resides in Austin, Texas, with his wife, Kellie, while consulting for PGA Tour pro golfer Dylan Frittelli as well as various MLB and soccer clubs.



BILL Schonely

FOUNDING BROADCASTER

BENEFIT EVERY BLAZERS FAN, THAT
ADD BUMPER STICKERS TOG SEE IF THE
DON!
AND THERE ARE A LOT OF THEM
SOMETHING, AT SOME MOMENT, TRADITION
FAN, OR FEELING PROUD THAT BERSO!
INTO THE RIP CITY POL:
AND MORE THAN THA'
THERE'S SOMETHING THAT KEEPS THE
HER:
AND SURELY THAT IS NOT THE ONLY
STORY THAT HAVE TO TEL:
SO THAT ARE THE PEOPLE BEHIND THE
PEOPLE THAT MAKE UP THE RIP CITY
FAMILY TODAY
WE WOULD LOVE TO SEE YOU

"Mr. Rip City," aka Bill Schonely, is considered the organization's Founding Broadcaster. "The Schonz," who was the voice of the Trail Blazers during their birth in 1970 and the team's championship run in 1977, has worked with the organization for more than 50 years. Schonely coined the phrase "Rip City" in a game against the Lakers in the 1970-71 first season of Trail Blazer basketball, which has since become a nickname for both the Trail Blazers and the city of Portland. In 2014, KPOJ sports radio rebranded as "Rip City Radio" after Schonely's famous phrase.

The legendary broadcaster was recognized by the Naismith Memorial Basketball Hall of Fame with the Curt Gowdy Media Award during the 2012 Hall of Fame reunion dinner in Springfield, Mass. The prestigious award is presented annually to members of the print and electronic media whose longtime efforts have made a significant contribution to the game of basketball. Schonely then received the Special Achievement Award at the 2013 Governor's Gold Awards. The Oregon Association of Broadcasters also recognized Schonely with the 2012 Tom McCall Award, named after the former Oregon governor. In 2009 alone, the local legend was named Portland First Citizen by the Portland Metropolitan Association of Realtors, Grand Marshall of the Rose Festival Starlight and Grand Floral Parades, and had the "Bill's Kids Fund" established in his name by Providence Child Center to honor his longstanding dedication to and compassion for the medically fragile children who call the center home. The city of Portland declared April 3, 2010, a day of appreciation for Schonely.

His most recent achievement includes being inducted into the Oregon Historical Society as a 2017 Oregon History Maker, being honored as someone who helped to define the great state of Oregon. Schonely's 30 years behind the microphone was the second-longest tenure in the NBA at the time to the late Chick Hearn, the legendary voice of the Lakers. Schonely's popularity has prompted the city councils and mayors of Portland, Vancouver, Wash., Lake Oswego and Gresham to pass resolutions calling for his inclusion into the Hall. Schonely called his last Trail Blazers game on April 30, 1998, a first round playoff contest with the L.A. Lakers. The next two years he hosted Rip City TV specials and provided sideline commentary during BlazerVision telecasts. He was court-side calling the action when Portland played its first-ever preseason game on Sept. 24, 1970, in Longview, Wash., and over the next three decades did the play-by-play for close to 3,000 Trail Blazers contests home and away. Schonz was honored as Oregon's Sportscaster of the Year in 2003, 2001 and 1997 by the National Sportscasters and Sportswriters Association. He has also been named Broadcaster of the Year by the Oregon Association of Broadcasters and three times has been honored as the state's Sportscaster of the Year by the OAB. In 1998, the OAB established an annual college scholarship in Schonely's name for aspiring sports broadcasters and writers. In 2002, he was inducted into the Oregon Sports Hall of Fame.

A native of Norristown, Pa., he served in the Marine Corps and did a sports show for Armed Forces Radio overseas before going to work for radio station KVI in Seattle. He was the voice of the Seattle Totems hockey team in the Western Hockey League. He also did University of Washington football, Seattle Angels baseball, the Oakland Seals in the National Hockey League and Major League Baseball's Seattle Pilots. After the Pilots moved to Milwaukee in 1970, the Portland Trail Blazers came calling. Schonely is involved in helping support numerous charitable causes, including the American Heart Association and Life Flight, and is a board member of the Providence Child Care Center Foundation. Bill and his wife, Dottie, live in Charbonneau.


WHO IS *Blaze the Trail Cat?*



Blaze the Trail Cat joined the Trail Blazers family back in 2002 and has been the team's biggest fan ever since. Born in the towering pines of the Oregon Cascades, Blaze was always a little different from the other cubs, with unique two-toned silver fur, ears, a tail that looks like blazing flames and a heart-shaped nose. He loved his life in the mountains, but always felt there was something else out there for him. So, one day, he set off on a journey through the woods and eventually found himself on the steps of the Oregon Humane Society. The staff there had never seen anything like him, but he was so playful, energetic and friendly they knew they needed to find a good home for him.

"HE LOVED HIS LIFE IN THE MOUNTAINS, BUT ALWAYS FELT THERE WAS SOMETHING ELSE OUT THERE FOR HIM."

The Trail Blazers heard about this frisky feline and knew right away that they wanted to adopt him and make him the team's first-ever mascot. Blaze felt at home right away with the Trail Blazers and quickly became a basketball fan and the team's biggest supporter. His love for the team and its fans has only grown over the years and he loves nothing more than to be at Moda Center with the best fans in the NBA! Blaze has become a staple at every Trail Blazers home game cheering on the team, visiting with fans, dancing in the stands, performing with his friends the BlazerDancers, Stunt Team and Rip City Crew while being on the court with his trail cat family, including Air Blaze, Lil Blaze and Gigantor Blaze, and entertaining Blazers fans! And it's not just fans here in the USA, Blaze has made appearances at the European Basketball Championships in Lithuania, participated in Dunking Clinics in South Africa and spent time in China during the summer of 2018.



f Blaze The Trail Cat **t** @BlazeRipCity

 BLAZERDANCERS



TRAIL BLAZERS
STUNT
TEAM



For more information about the BlazerDancers and Trail Blazers Stunt Team, please email Michelle Burch at michelle.burch@trailblazers.com

t **@BlazerDancers** **@BlazersStuntTeam**

PRACTICE FACILITY

7325 SW Childs Rd, Portland, Or 97224

503.797.9999



PRACTICE FACILITY COURT



DIGITAL THEATER

ABOUT THE FACILITY

The Portland Trail Blazers Practice Facility is located 15 minutes from downtown Portland. The facility, which opened in 1999, is one of the top training centers in the National Basketball Association. During the summer of 2013, the building underwent a major renovation and expansion adding more than 4,000 square feet, and increasing the total size of the facility to more than 38,000 square feet, making it among the largest training centers in the NBA. The facility encompasses two full-sized basketball courts, three spacious locker rooms including a new team locker room, basketball operations staff offices, a state-of-the-art video workroom, a new sports performance room, new massage facilities and large therapeutic pools. The facility, which is open 24/7, 365 days a year to the team's players, also includes a lounge, kitchen, dining hall, digital theater, conference center, media work room and barber shop.

DIRECTIONS

From downtown Portland:

- Take I-5 South, approx. 10 miles
- Take exit 290 for Lower Boones Ferry Road toward Durham, 0.2 miles
- Turn right at Lower Boones Ferry Road, 0.1 miles
- Turn left at SW Lower Boones Ferry Road, 0.5 miles
- Turn left at SW Childs Road, 0.1 miles



SPORTS PERFORMANCE ROOM

PRACTICE FACILITY

7325 SW Childs Rd, Portland, Or 97224

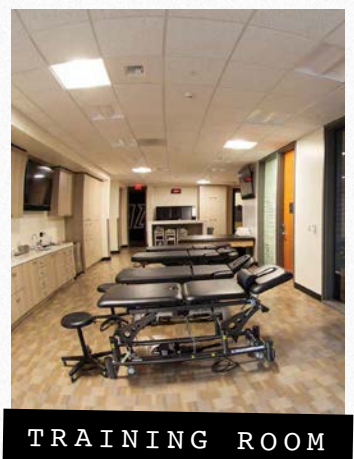
503.797.9999




LOBBY



TEAM LOCKER ROOM



TRAINING ROOM



DINING ROOM



THERAPEUTIC POOLS

MODA CENTER

One Center Court Portland, Oregon 97227

The Moda Center is a \$267 million multi-purpose arena that opened in the fall of 1995 as the Rose Garden, which remains an ongoing community icon in Portland. The arena serves as the home of the NBA's Portland Trail Blazers and also plays host to a wide variety of events such as concerts, family shows and other sporting events.



The Rose Quarter is a WELL Health Safety Rated campus. WELL Health Safety is an evidence-based, third-party verified certification for new and existing buildings focusing on operational policies, maintenance protocols, stakeholder engagement, and emergency plans to address a post COVID-19 environment now and into the future. The rating system is based on guidance from the World Health Organization, CDC and leading academic and research institutions.

In 2019, Moda Center became the first existing professional sports arena to achieve LEED O+M Platinum® certification, the highest achievable designation awarded by the U.S. Green Building Council. The certification rewards best practices for a building's energy, water, waste, transportation and human experience. We recertified LEED Platinum in 2022 with our latest performance data, demonstrating our continued commitment to sustainability in our operations.

Here are some of the ways Moda Center is working with partners towards our 2030 Environmental Sustainability Goals

FOOD

- We conscientiously, source, prepare, serve and dispose of our food. Levy Restaurants sources 43% of our food and beverage locally.
- We prioritize plant-based climate friendly food, with many of our stands having at least one vegan option.
- We believe no one should go hungry and have teamed up with Urban Gleaners to donate over 40,000 meals to children and families in need since 2014.

WATER

- DeSantis Landscape prioritizes native and drought-resistant landscaping with smart irrigation and controls throughout the Rose Quarter.
- We balance 100% of our annual water use by purchasing Bonneville Environmental Foundation's Water Restoration Certificates® that go towards restoring and managing the Middle Deschutes River ecosystem.

WASTE

- We prioritize purchasing of reusable, compostable, and recyclable items for all our ongoing consumables to reduce waste going to landfill.
- Our waste hauler, City of Roses Disposal & Recycling, helps us reduce our waste streams and contribute to building a circular economy by reintroducing recyclable material back into the supply chain.
- We donate usable materials and equipment to local nonprofit organizations.

ENERGY

- Since 2020 we have completed 42 energy related projects with Energy Trust of Oregon's Strategic Energy Management Program, saving us 1.3M kWh of electricity.
- The Moda Center participates in Pacific Power's Blue Sky renewable energy program, which matches 100% of Moda Center's electricity usage with wind energy generated from Chopin Wind Farm in Umatilla County, OR.
- We purchase carbon offsets for 100% of our natural gas use at Moda Center through Bonneville Environmental Foundation - their verified offset programs preserve threatened forests, protect endangered wildlife, and uplift forest communities.

TRANSPORTATION

- In partnership with Pacific Office Automation we are offering visitors at the Rose Quarter with complementary EV charging powered by ACDI Terra Energy Services!
- It's easier than ever to take transit to the Rose Quarter. TriMet runs extra MAX service on game days and we encourage fans to take alternative modes of transportation.

MODA CENTER

One Center Court Portland, Oregon 97227



SCHONELY'S 10 BARREL TAPROOM



DR. JACK'S

A tribute to our most famous voice of the Trail Blazers, Bill Schonely, this 240-seat brewpub opens at doors for Moda Center events. Take in the pregame show on one of our 22 flat-screen HDTV's or enjoy a 10 Barrel beer at one of the two giant circular bars which open out to the concourse. Schonely's Place is located on the West side of the 100-level concourse outside section 101.

Inspired by one of the most respected coaches in NBA history, Dr. "Jack" Ramsay, who flawlessly led the Trail Blazers to the 1977 title, Dr. Jack's is a tribute to this esteemed Hall of Famer. Located just outside the Moda Center's Southwest entrance, Dr. Jack's is the perfect destination spot pre and post-game!



SUITES



KID CITY

From high-end finishes and in-suite technology to private suite-level bars and VIP entrance, the Umpqua Bank Suite Level offers the best in gameday amenities.

Come measure how tall you are compared to one of our players, hit up Rip City Tattoo for a pinwheel "tattoo" or make a sign to cheer on your team at Kid City which can be found on the 300 Level between sections 311-315.

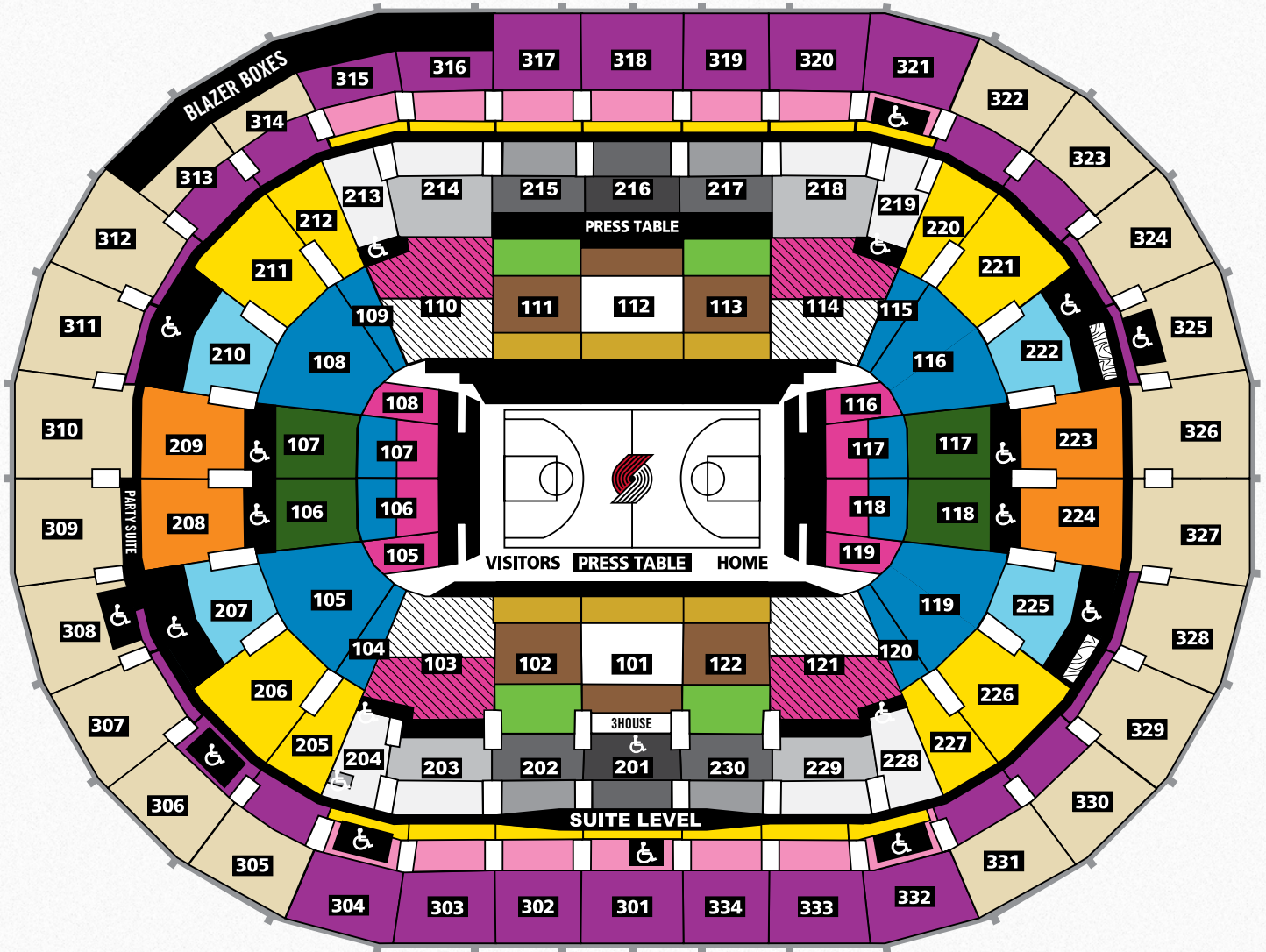


ABOUT NBA CARES

NBA Cares is the league's global social responsibility program that builds on the NBA's mission of addressing important social issues. NBA Cares programs and participants have provided more than 6.2 million hours of hands-on service and created more than 2,042 places where kids and families can live, learn or play in communities around the world. Internationally, NBA Cares has created more than 375 places where kids and families can live, learn or play in 40 countries and territories. NBA Cares works with nationally and internationally recognized youth-serving programs that support education, youth and family development, and health-related causes, including: Boys & Girls Clubs of America, Vera Institute of Justice, Thurgood Marshall College Fund, UNICEF, Special Olympics, The Jed Foundation, Share Our Strength and GLSEN.

MODA CENTER *Seating*

2022-23 SEASON



FOR CURRENT PRICING INFORMATION ON INDIVIDUAL TICKETS AND GROUP PACKAGES,
 CALL **844.RIP.CITY** OR VISIT **TRAILBLAZERS.COM** TODAY!



The Moda Center is accessible
 to people with disabilities.
 For Accessible Seating, call
 503.797.9600 / TTY 503.232.1101

PORTLAND TRAIL BLAZERS 2022-23 Schedule

OCT.

2022

SUNDAY	MONDAY	TUESDAY	WEDNESDAY	THURSDAY	FRIDAY	SATURDAY
						1
2	3 LAC* 7:00PM	4 UTA* 7:00PM	5	6 MRA* 7:00PM	7	8
9 SAC* 6:00PM	10	11 GSW* 7:30PM	12	13	14	15
16	17	18	19 SAC 7:00PM	20	21 PHX 7:00PM	22
23 LAC 12:30PM	24 DEN 7:00PM	25	26 MIA 7:00PM	27	28 HOU 7:00PM	29
30	31					

FEB.

2023

SUNDAY	MONDAY	TUESDAY	WEDNESDAY	THURSDAY	FRIDAY	SATURDAY
			1 MEM 4:00PM	2	3 WAS 4:00PM	4 CHI 5:00PM
5	6 MIL 7:00PM	7	8 GSW 7:00PM	9	10 OKC 7:00PM	11
12	13 LAL 7:00PM	14 WAS 7:00PM	15	16	17	18
19	20	21	22	23 SAC 7:00PM	24	25
26 HOU 6:00PM	27	28 GSW 7:00PM				

NOV.

2022

SUNDAY	MONDAY	TUESDAY	WEDNESDAY	THURSDAY	FRIDAY	SATURDAY
		1	2 MEM 7:00PM	3	4 PHX 7:00PM	5 PHX 7:00PM
6	7 MIA 5:30PM	8	9 CHA 4:00PM	10 NOP 5:00PM	11	12 DAL 5:30PM
13	14	15 SAS 7:00PM	16	17 BKN 7:00PM	18	19 UTA 7:00PM
20	21 MIL 5:00PM	22	23 CLE 4:00PM	24	25 NYK 4:30PM	26
27 BKN 12:00PM	28	29 LAC 7:00PM	30 LAL 7:30PM			

MAR.

2023

SUNDAY	MONDAY	TUESDAY	WEDNESDAY	THURSDAY	FRIDAY	SATURDAY
			1 NOP 7:00PM	2	3 ATL 4:30PM	4
5 ORL 3:00PM	6	7 DET 4:00PM	8 BOS 4:30PM	9	10 PHI 4:00PM	11
12 NOP 4:00PM	13	14 NYK 7:00PM	15	16	17 BOS 7:00PM	18
19 LAC 6:00PM	20	21	22 UTA 6:00PM	23	24 CHI 7:00PM	25
26 OKC 4:00PM	27 NOP 7:00PM	28	29 SAC 7:00PM	30	31 SAC 7:00PM	

DEC.

2022

SUNDAY	MONDAY	TUESDAY	WEDNESDAY	THURSDAY	FRIDAY	SATURDAY
						1 UTA 7:00PM
4 IND 6:00PM	5	6	7	8 DEN 7:00PM	9	10 MIN 7:00PM
11	12 MIN 7:00PM	13	14 SAS 5:00PM	15	16 DAL 5:30PM	17 HOU 5:00PM
18	19 OKC 5:00PM	20	21 OKC 5:00PM	22	23 DEN 6:00PM	24
25	26 CHA 7:00PM	27	28	29	30 GSW 7:00PM	31

APR.

2023

SUNDAY	MONDAY	TUESDAY	WEDNESDAY	THURSDAY	FRIDAY	SATURDAY
						1
2 MIN 12:30PM	3	4 MEM 5:00PM	5	6 SAS 5:00PM	7	8 LAC 1:00PM
9 GSW 12:30PM	10	11	12	13	14	15
16	17	18	19	20	21	22
23	24	25	26	27	28	29
30						

JAN.

2023

SUNDAY	MONDAY	TUESDAY	WEDNESDAY	THURSDAY	FRIDAY	SATURDAY
1	2 DET 7:00PM	3	4 MIN 5:00PM	5	6 IND 4:00PM	7
8 TOR 12:30PM	9	10 ORL 7:00PM	11	12 CLE 7:00PM	13	14 DAL 7:00PM
15 DAL 6:00PM	16	17 DEN 6:00PM	18	19 PHI 7:00PM	20	21
22 LAL 6:00PM	23 SAS 7:00PM	24	25 UTA 7:00PM	26	27	28 TOR 7:00PM
29	30 ATL 7:00PM	31				

ALL REGULAR SEASON GAMES TELEVISED.
77 ON ROOT SPORTS PLUS, 5 ON TNT, 4 ON ESPN.

FOR OTHER VIEWING OPTIONS VISIT
[TRAILBLAZERS.COM/WATCH](https://trailblazers.com/watch)

■ HOME ■ AWAY ○ TNT △ ESPN □ NBATV

*PRESEASON GAME / ALL TIMES PACIFIC