

Paul Ricard
Italian F4 Championship powered
Race - 3



Paul Ricard 5.822 m.

Provisional Results

Clas	Nº	Driver	Nat	Cat	Clas	Team	Nat	Vehicle	Laps	Total Time	Gap	Interval	Km/h	Best	Time	Km/h
1	70	Tim Tramnitz	GER			US Racing	GER	Tatuus F.4 T014	14	33:00.822			148.1	13	2:05.422	167.1
2	87	Oliver Bearman	GBR			Van Amersfoort Racing	NLD	Tatuus F.4 T014	14	33:02.490	1.668	1.668	148.0	5	2:05.607	166.8
3	69	Vlad Lomko	RUS			US Racing	GER	Tatuus F.4 T014	14	33:03.137	2.315	0.647	147.9	6	2:05.339	167.2
4	72	Leonardo Fornaroli	ITA			Iron Lynx Srl	ITA	Tatuus F.4 T014	14	33:03.425	2.603	0.288	147.9	7	2:05.309	167.2
5	6	Sebastian Montoya	COL			Prema Powerteam	ITA	Tatuus F.4 T014	14	33:03.533	2.711	0.108	147.9	6	2:05.398	167.1
6	8	Luke Browning	GBR			US Racing	GER	Tatuus F.4 T014	14	33:05.179	4.357	1.646	147.8	5	2:05.082	167.5
7	10	Joshua Dürksen	PRT			BWT Muecke Motorsport	GER	Tatuus F.4 T014	14	33:05.661	4.839	0.482	147.7	6	2:05.148	167.4
8	13	Joshua Dufek	AUT			Van Amersfoort Racing	NLD	Tatuus F.4 T014	14	33:06.145	5.323	0.484	147.7	6	2:05.579	166.9
9	84	Francesco Simonazzi	ITA			BVM Racing	ITA	Tatuus F.4 T014	14	33:06.938	6.116	0.793	147.6	2	2:05.880	166.5
10	41	Jonas Ried	GER	R	1	BWT Muecke Motorsport	GER	Tatuus F.4 T014	14	33:07.319	6.497	0.381	147.6	7	2:05.733	166.6
11	86	Bence Valint	HUN			Van Amersfoort Racing	NLD	Tatuus F.4 T014	14	33:07.781	6.959	0.462	147.6	4	2:05.989	166.3
12	68	Santiago Ramos	MEX			Jenzer Motorsport	CHE	Tatuus F.4 T014	14	33:09.150	8.328	1.369	147.5	4	2:05.954	166.4
13	55	Victor Bernier	FRA			R-ACE GP	FRA	Tatuus F.4 T014	14	33:09.259	8.437	0.109	147.5	7	2:05.237	167.3
14	56	Sami Meguetounifi	FRA			R-ACE GP	FRA	Tatuus F.4 T014	14	33:11.417	10.595	2.158	147.3	8	2:05.556	166.9
15	83	Maya Weug	BEL	R	2	Iron Lynx Srl	ITA	Tatuus F.4 T014	14	33:13.218	12.396	1.801	147.2	8	2:05.692	166.7
16	28	Francesco Braschi	ITA	R	3	Jenzer Motorsport	CHE	Tatuus F.4 T014	14	33:13.297	12.475	0.079	147.2	8	2:05.700	166.7
17	17	Leonardo Bizzotto	ITA	R	4	BVM Racing	ITA	Tatuus F.4 T014	14	33:13.299	12.477	0.002	147.2	8	2:05.810	166.5
18	18	Cenyu Han	CHN			Van Amersfoort Racing	NLD	Tatuus F.4 T014	14	33:13.319	12.497	0.020	147.2	8	2:06.330	165.9
19	37	Kacper Sztuka	POL	R	5	AS Motorsport	SVK	Tatuus F.4 T014	14	33:13.729	12.907	0.410	147.1	8	2:05.977	166.3
20	52	Eron Rexhepi	CHE	R	6	BVM Racing	ITA	Tatuus F.4 T014	14	33:14.746	13.924	1.017	147.1	8	2:05.502	167.0
21	24	Piotr Wisnicki	POL			Jenzer Motorsport	CHE	Tatuus F.4 T014	14	33:15.745	14.923	0.999	147.0	6	2:06.360	165.8
22	79	Georgios	GRC	R	7	Cram Motorsport Srl	ITA	Tatuus F.4 T014	14	33:18.592	17.770	2.847	146.8	7	2:06.660	165.4
23	54	Marcus Amand	FRA	R	8	R-ACE GP	FRA	Tatuus F.4 T014	14	33:19.903	19.081	1.311	146.7	7	2:06.674	165.4
24	36	Zanfari Suleiman	MAR			Cram Motorsport Srl	ITA	Tatuus F.4 T014	14	33:20.137	19.315	0.234	146.7	8	2:07.544	164.3
25	77	Pedro Perino	PRT	R	9	DR Formula	ITA	Tatuus F.4 T014	14	33:20.270	19.448	0.133	146.6	8	2:07.093	164.9
26	35	Nicolas Baptiste	COL	R	10	Cram Motorsport Srl	ITA	Tatuus F.4 T014	14	33:20.821	19.999	0.551	146.6	9	2:07.230	164.7
27	12	Lorenzo Patrese	ITA	R	11	AKM Motorsport	ITA	Tatuus F.4 T014	14	33:22.071	21.249	1.250	146.5	6	2:05.991	166.3
28	27	Jorge Garciarce	MEX			Jenzer Motorsport	CHE	Tatuus F.4 T014	14	33:24.959	24.137	2.888	146.3	14	2:07.581	164.2
29	88	Qubaisi Hamda Al	ARE			Prema Powerteam	ITA	Tatuus F.4 T014	13	31:32.780	1 Lap	1 Lap	143.9	6	2:05.890	166.4
30	73	Pietro Armanni	ITA	R	12	Iron Lynx Srl	ITA	Tatuus F.4 T014	13	33:16.214	1 Lap	1:43.434	136.4	12	2:07.184	164.7
31	23	Erick Zuniga	MEX			BWT Muecke Motorsport	ITA	Tatuus F.4 T014	13	33:21.153	1 Lap	4.939	136.1	5	2:06.738	165.3
32	25	Samir Ben	CHE	R	13	Jenzer Motorsport	CHE	Tatuus F.4 T014	13	33:21.704	1 Lap	0.551	136.1	7	2:06.766	165.3

Not classified: (Requirements: 70% of number laps of leader = 10 Laps)

22	Vittorio Catino	ITA	R	14	Cram Motorsport Srl	ITA	Tatuus F.4 T014	7	15:13.005	7 Laps	6 Laps	160.6	7	2:07.811	163.9
11	Levente Revesz	HUN	R	15	AKM Motorsport	ITA	Tatuus F.4 T014	5	10:55.224	9 Laps	2 Laps	159.9	2	2:07.768	164.0
15	Nikita Bedrin	RUS	R	16	Van Amersfoort Racing	NLD	Tatuus F.4 T014	4	11:15.116	10 Laps	1 Lap	124.1	3	2:07.939	163.8
7	Kirill Smal	RUS			Prema Powerteam	ITA	Tatuus F.4 T014								

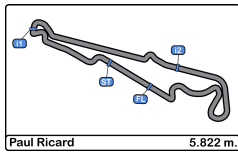
Fastest lap Luke Browning in 2:05.082 at 167.5 Km/h in lap 5

Published at:.....

Track Temp: 31.8 °C Air Temp: 18.9 °C Humidity: 67 % Track Status: DRY

Stewards:	Race Director:	Timekeeper: Luis Angel Garcia Nuñez JOB/I-0020-ESP
------------------	-----------------------	---





Paul Ricard
Italian F4 Championship powered
Race - 3
Provisional Results by Class



Clas	Nº	Driver	Nat	Cat	Clas	Team	Nat	Vehicle	Laps	Total Time	Gap	Interval	Km/h	Best	Time	Km/h
1	70	Tim Tramnitz	DEU			US Racing	DEU	Tatuus F.4 T014 Abarth	14	33:00.822			148.1	13	2:05.422	167.1
2	87	Oliver Bearman	GBR			Van Amersfoort Racing	NLD	Tatuus F.4 T014 Abarth	14	33:02.490	1.668	1.668	148.0	5	2:05.607	166.8
3	69	Vlad Lomko	RUS			US Racing	DEU	Tatuus F.4 T014 Abarth	14	33:03.137	2.315	0.647	147.9	6	2:05.339	167.2
4	72	Leonardo Fomaroli	ITA			Iron Lynx Srl	ITA	Tatuus F.4 T014 Abarth	14	33:03.425	2.603	0.288	147.9	7	2:05.309	167.2
5	6	Sebastian Montoya	COL			Prema Powerteam	ITA	Tatuus F.4 T014 Abarth	14	33:03.533	2.711	0.108	147.9	6	2:05.398	167.1
6	8	Luke Browning	GBR			US Racing	DEU	Tatuus F.4 T014 Abarth	14	33:05.179	4.357	1.646	147.8	5	2:05.082	167.5
7	10	Joshua Dürksen	PRT			BWT Muecke Motorsport	DEU	Tatuus F.4 T014 Abarth	14	33:05.661	4.839	0.482	147.7	6	2:05.148	167.4
8	13	Joshua Dufek	AUT			Van Amersfoort Racing	NLD	Tatuus F.4 T014 Abarth	14	33:06.145	5.323	0.484	147.7	6	2:05.579	166.9
9	84	Francesco Simonazzi	ITA			BVM Racing	ITA	Tatuus F.4 T014 Abarth	14	33:06.938	6.116	0.793	147.6	2	2:05.880	166.5
10	86	Bence Valint	HUN			Van Amersfoort Racing	NLD	Tatuus F.4 T014 Abarth	14	33:07.781	6.959	0.843	147.6	4	2:05.989	166.3
11	68	Santiago Ramos Reynoso	MEX			Jenzer Motorsport	CHE	Tatuus F.4 T014 Abarth	14	33:09.150	8.328	1.369	147.5	4	2:05.954	166.4
12	55	Victor Bernier	FRA			R-ACE GP	FRA	Tatuus F.4 T014 Abarth	14	33:09.259	8.437	0.109	147.5	7	2:05.237	167.3
13	56	Sami Meguetounifi	FRA			R-ACE GP	FRA	Tatuus F.4 T014 Abarth	14	33:11.417	10.595	2.158	147.3	8	2:05.556	166.9
14	18	Cenyu Han	CHN			Van Amersfoort Racing	NLD	Tatuus F.4 T014 Abarth	14	33:13.319	12.497	1.902	147.2	8	2:06.330	165.9
15	24	Piotr Wisnicki	POL			Jenzer Motorsport	CHE	Tatuus F.4 T014 Abarth	14	33:15.745	14.923	2.426	147.0	6	2:06.360	165.8
16	36	Zanfari Suleiman	MAR			Cram Motorsport Srl	ITA	Tatuus F.4 T014 Abarth	14	33:20.137	19.315	4.392	146.7	8	2:07.544	164.3
17	27	Jorge Garciae Davila	MEX			Jenzer Motorsport	CHE	Tatuus F.4 T014 Abarth	14	33:24.959	24.137	4.822	146.3	14	2:07.581	164.2
18	88	Qubaisi Hamda Al	ARE			Prema Powerteam	ITA	Tatuus F.4 T014 Abarth	13	31:32.780	1 Lap	1 Lap	143.9	6	2:05.890	166.4
19	23	Erick Zuniga	MEX			BWT Muecke Motorsport	ITA	Tatuus F.4 T014 Abarth	13	33:21.153	1 Lap	1:48.373	136.1	5	2:06.738	165.3

Not classified: (Requirements: 70% of number laps of leader = 10 Laps)

7	Kirill Smal	RUS				Prema Powerteam	ITA	Tatuus F.4 T014 Abarth								
---	-------------	-----	--	--	--	-----------------	-----	------------------------	--	--	--	--	--	--	--	--

Rookie

1	41	Jonas Ried	DEU	R	1	BWT Muecke Motorsport	DEU	Tatuus F.4 T014 Abarth	14	33:07.319			147.6	7	2:05.733	166.6
2	83	Maya Weug	BEL	R	2	Iron Lynx Srl	ITA	Tatuus F.4 T014 Abarth	14	33:13.218	5.899	5.899	147.2	8	2:05.692	166.7
3	28	Francesco Braschi	ITA	R	3	Jenzer Motorsport	CHE	Tatuus F.4 T014 Abarth	14	33:13.297	5.978	0.079	147.2	8	2:05.700	166.7
4	17	Leonardo Bizzotto	ITA	R	4	BVM Racing	ITA	Tatuus F.4 T014 Abarth	14	33:13.299	5.980	0.002	147.2	8	2:05.810	166.5
5	37	Kacper Sztuka	POL	R	5	AS Motorsport	SVK	Tatuus F.4 T014 Abarth	14	33:13.729	6.410	0.430	147.1	8	2:05.977	166.3
6	52	Eron Rexhepi	CHE	R	6	BVM Racing	ITA	Tatuus F.4 T014 Abarth	14	33:14.746	7.427	1.017	147.1	8	2:05.502	167.0
7	79	Georgios Markogiannis	GRC	R	7	Cram Motorsport Srl	ITA	Tatuus F.4 T014 Abarth	14	33:18.592	11.273	3.846	146.8	7	2:06.660	165.4
8	54	Marcus Amand	FRA	R	8	R-ACE GP	FRA	Tatuus F.4 T014 Abarth	14	33:19.903	12.584	1.311	146.7	7	2:06.674	165.4
9	77	Pedro Perino	PRT	R	9	DR Formula	ITA	Tatuus F.4 T014 Abarth	14	33:20.270	12.951	0.367	146.6	8	2:07.093	164.9
10	35	Nicolas Baptiste	COL	R	10	Cram Motorsport Srl	ITA	Tatuus F.4 T014 Abarth	14	33:20.821	13.502	0.551	146.6	9	2:07.230	164.7
11	12	Lorenzo Patrese	ITA	R	11	AKM Motorsport	ITA	Tatuus F.4 T014 Abarth	14	33:22.071	14.752	1.250	146.5	6	2:05.991	166.3
12	73	Pietro Armanni	ITA	R	12	Iron Lynx Srl	ITA	Tatuus F.4 T014 Abarth	13	33:16.214	1 Lap	1 Lap	136.4	12	2:07.184	164.7
13	25	Samir Ben	CHE	R	13	Jenzer Motorsport	CHE	Tatuus F.4 T014 Abarth	13	33:21.704	1 Lap	5.490	136.1	7	2:06.766	165.3

Not classified: (Requirements: 70% of number laps of leader = 10 Laps)

22	Vittorio Catino	ITA	R	14	Cram Motorsport Srl	ITA	Tatuus F.4 T014 Abarth	7	15:13.005	7 Laps	6 Laps	160.6	7	2:07.811	163.9
11	Levente Revesz	HUN	R	15	AKM Motorsport	ITA	Tatuus F.4 T014 Abarth	5	10:55.224	9 Laps	2 Laps	159.9	2	2:07.768	164.0
15	Nikita Bedrin	RUS	R	16	Van Amersfoort Racing	NLD	Tatuus F.4 T014 Abarth	4	11:15.116	10 Laps	1 Lap	124.1	3	2:07.939	163.8

Fastest lap Luke Browning in 2:05.082 at 167.5 Km/h in lap 5

Published at:.....

Track Temp: **31.8 °C** Air Temp: **18.9 °C** Humidity: **67 %** Track Status: **DRY**

Stewards:	Race Director:	Timekeeper: Luis Angel Garcia Nuñez JOB/I-0020-ESP
------------------	-----------------------	---



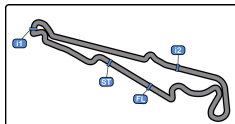


Paul Ricard
Italian F4 Championship powered
Race - 3



Provisional Classification by Driver Fastest Lap

Clas	Nº	Driver	Nat	Cat	Clas	Team	Nat	Vehicle	Laps	Best	Time	Gap	Interval	Km/h
1	8	Luke Browning				US Racing		Tatuus F.4 T014	14	5	2:05.082			167.5
2	10	Joshua Dürksen				BWT Muecke Motorsport		Tatuus F.4 T014	14	6	2:05.148	0.066	0.066	167.4
3	55	Victor Bernier				R-ACE GP		Tatuus F.4 T014	14	7	2:05.237	0.155	0.089	167.3
4	72	Leonardo Fornaroli				Iron Lynx Srl		Tatuus F.4 T014	14	7	2:05.309	0.227	0.072	167.2
5	69	Vlad Lomko				US Racing		Tatuus F.4 T014	14	6	2:05.339	0.257	0.030	167.2
6	6	Sebastian Montoya				Prema Powerteam		Tatuus F.4 T014	14	6	2:05.398	0.316	0.059	167.1
7	70	Tim Tramnitz				US Racing		Tatuus F.4 T014	14	13	2:05.422	0.340	0.024	167.1
8	52	Eron Rexhepi		R	1	BVM Racing		Tatuus F.4 T014	14	8	2:05.502	0.420	0.080	167.0
9	56	Sami Meguetounifi				R-ACE GP		Tatuus F.4 T014	14	8	2:05.556	0.474	0.054	166.9
10	13	Joshua Dufek				Van Amersfoort Racing		Tatuus F.4 T014	14	6	2:05.579	0.497	0.023	166.9
11	87	Oliver Bearman				Van Amersfoort Racing		Tatuus F.4 T014	14	5	2:05.607	0.525	0.028	166.8
12	83	Maya Weug		R	2	Iron Lynx Srl		Tatuus F.4 T014	14	8	2:05.692	0.610	0.085	166.7
13	28	Francesco Braschi		R	3	Jenzer Motorsport		Tatuus F.4 T014	14	8	2:05.700	0.618	0.008	166.7
14	41	Jonas Ried		R	4	BWT Muecke Motorsport		Tatuus F.4 T014	14	7	2:05.733	0.651	0.033	166.6
15	17	Leonardo Bizzotto		R	5	BVM Racing		Tatuus F.4 T014	14	8	2:05.810	0.728	0.077	166.5
16	84	Francesco Simonazzi				BVM Racing		Tatuus F.4 T014	14	2	2:05.880	0.798	0.070	166.5
17	88	Qubaisi Hamda Al				Prema Powerteam		Tatuus F.4 T014	13	6	2:05.890	0.808	0.010	166.4
18	68	Santiago Ramos				Jenzer Motorsport		Tatuus F.4 T014	14	4	2:05.954	0.872	0.064	166.4
19	37	Kacper Sztuka		R	6	AS Motorsport		Tatuus F.4 T014	14	8	2:05.977	0.895	0.023	166.3
20	86	Bence Valint				Van Amersfoort Racing		Tatuus F.4 T014	14	4	2:05.989	0.907	0.012	166.3
21	12	Lorenzo Patrese		R	7	AKM Motorsport		Tatuus F.4 T014	14	6	2:05.991	0.909	0.002	166.3
22	18	Cenyu Han				Van Amersfoort Racing		Tatuus F.4 T014	14	8	2:06.330	1.248	0.339	165.9
23	24	Piotr Wisnicki				Jenzer Motorsport		Tatuus F.4 T014	14	6	2:06.360	1.278	0.030	165.8
24	79	Georgios		R	8	Cram Motorsport Srl		Tatuus F.4 T014	14	7	2:06.660	1.578	0.300	165.4
25	54	Marcus Amand		R	9	R-ACE GP		Tatuus F.4 T014	14	7	2:06.674	1.592	0.014	165.4
26	23	Erick Zuniga				BWT Muecke Motorsport		Tatuus F.4 T014	13	5	2:06.738	1.656	0.064	165.3
27	25	Samir Ben		R	10	Jenzer Motorsport		Tatuus F.4 T014	13	7	2:06.766	1.684	0.028	165.3
28	77	Pedro Perino		R	11	DR Formula		Tatuus F.4 T014	14	8	2:07.093	2.011	0.327	164.9
29	73	Pietro Armani		R	12	Iron Lynx Srl		Tatuus F.4 T014	13	12	2:07.184	2.102	0.091	164.7
30	35	Nicolas Baptiste		R	13	Cram Motorsport Srl		Tatuus F.4 T014	14	9	2:07.230	2.148	0.046	164.7
31	36	Zanfari Suleiman				Cram Motorsport Srl		Tatuus F.4 T014	14	8	2:07.544	2.462	0.314	164.3
32	27	Jorge Garciarce				Jenzer Motorsport		Tatuus F.4 T014	14	14	2:07.581	2.499	0.037	164.2
33	11	Levente Revesz		R	14	AKM Motorsport		Tatuus F.4 T014	5	2	2:07.768	2.686	0.187	164.0
34	22	Vittorio Catino		R	15	Cram Motorsport Srl		Tatuus F.4 T014	7	7	2:07.811	2.729	0.043	163.9
35	15	Nikita Bedrin		R	16	Van Amersfoort Racing		Tatuus F.4 T014	4	3	2:07.939	2.857	0.128	163.8



Paul Ricard 5.822 m.

Paul Ricard
Italian F4 Championship powered
Race - 3



Distance and Speed Average

Clas	N°	Driver	Nat	Cat	Clas	Team	Nat	Vehicle	Laps	Distance	Total Time	Km/h
1	70	Tim Tramnitz		DEU		US Racing		Tatuus F.4 T014	14	81.50	33:00.822	148.1
2	87	Oliver Bearman		GBR		Van Amersfoort Racing		Tatuus F.4 T014	14	81.50	33:02.490	148.0
3	69	Vlad Lomko		RUS		US Racing		Tatuus F.4 T014	14	81.50	33:03.137	147.9
4	72	Leonardo Fornaroli		ITA		Iron Lynx Srl		Tatuus F.4 T014	14	81.50	33:03.425	147.9
5	6	Sebastian Montoya		COL		Prema Powerteam		Tatuus F.4 T014	14	81.50	33:03.533	147.9
6	8	Luke Browning		GBR		US Racing		Tatuus F.4 T014	14	81.50	33:05.179	147.8
7	10	Joshua Dürksen		DEU		BWT Muecke Motorsport		Tatuus F.4 T014	14	81.50	33:05.661	147.7
8	13	Joshua Dufek		AUT		Van Amersfoort Racing		Tatuus F.4 T014	14	81.50	33:06.145	147.7
9	84	Francesco Simonazzi		ITA		BVM Racing		Tatuus F.4 T014	14	81.50	33:06.938	147.6
10	41	Jonas Ried		DEU	R 1	BWT Muecke Motorsport		Tatuus F.4 T014	14	81.50	33:07.319	147.6
11	86	Bence Valint		HUN		Van Amersfoort Racing		Tatuus F.4 T014	14	81.50	33:07.781	147.6
12	68	Santiago Ramos		MEX		Jenzer Motorsport		Tatuus F.4 T014	14	81.50	33:09.150	147.5
13	55	Victor Bernier		FRA		R-ACE GP		Tatuus F.4 T014	14	81.50	33:09.259	147.5
14	56	Sami Meguetounifi		FRA		R-ACE GP		Tatuus F.4 T014	14	81.50	33:11.417	147.3
15	83	Maya Weug		BEL	R 2	Iron Lynx Srl		Tatuus F.4 T014	14	81.50	33:13.218	147.2
16	28	Francesco Braschi		ITA	R 3	Jenzer Motorsport		Tatuus F.4 T014	14	81.50	33:13.297	147.2
17	17	Leonardo Bizzotto		ITA	R 4	BVM Racing		Tatuus F.4 T014	14	81.50	33:13.299	147.2
18	18	Cenyu Han		CHN		Van Amersfoort Racing		Tatuus F.4 T014	14	81.50	33:13.319	147.2
19	37	Kacper Sztuka		POL	R 5	AS Motorsport		Tatuus F.4 T014	14	81.50	33:13.729	147.1
20	52	Eron Rexhepi		CHE	R 6	BVM Racing		Tatuus F.4 T014	14	81.50	33:14.746	147.1
21	24	Piotr Wisnicki		POL		Jenzer Motorsport		Tatuus F.4 T014	14	81.50	33:15.745	147.0
22	79	Georgios		GRC	R 7	Cram Motorsport Srl		Tatuus F.4 T014	14	81.50	33:18.592	146.8
23	54	Marcus Amand		FRA	R 8	R-ACE GP		Tatuus F.4 T014	14	81.50	33:19.903	146.7
24	36	Zanfari Suleiman		MAR		Cram Motorsport Srl		Tatuus F.4 T014	14	81.50	33:20.137	146.7
25	77	Pedro Perino		PRT	R 9	DR Formula		Tatuus F.4 T014	14	81.50	33:20.270	146.6
26	35	Nicolas Baptiste		COL	R 10	Cram Motorsport Srl		Tatuus F.4 T014	14	81.50	33:20.821	146.6
27	12	Lorenzo Patrese		ITA	R 11	AKM Motorsport		Tatuus F.4 T014	14	81.50	33:22.071	146.5
28	27	Jorge Garciarce		MEX		Jenzer Motorsport		Tatuus F.4 T014	14	81.50	33:24.959	146.3
29	88	Qubaisi Hamda Al		ARE		Prema Powerteam		Tatuus F.4 T014	13	75.68	31:32.780	143.9
30	73	Pietro Armani		ITA	R 12	Iron Lynx Srl		Tatuus F.4 T014	13	75.68	33:16.214	136.4
31	23	Erick Zuniga		MEX		BWT Muecke Motorsport		Tatuus F.4 T014	13	75.68	33:21.153	136.1
32	25	Samir Ben		CHE	R 13	Jenzer Motorsport		Tatuus F.4 T014	13	75.68	33:21.704	136.1
33	22	Vittorio Catino		ITA	R 14	Cram Motorsport Srl		Tatuus F.4 T014	7	40.75	15:13.005	160.6
34	11	Levente Revesz		HUN	R 15	AKM Motorsport		Tatuus F.4 T014	5	29.11	10:55.224	159.9
35	15	Nikita Bedrin		RUS	R 16	Van Amersfoort Racing		Tatuus F.4 T014	4	23.28	11:15.116	124.1
0	7	Kirill Smal		RUS		Prema Powerteam		Tatuus F.4 T014	0			



Paul Ricard
Italian F4 Championship powered
Race - 3
Lap Analysis



6 Sebastian Montoya Tatuus F.4 T014 Abarth **10** Joshua Dürksen Tatuus F.4 T014 Abarth
 Prema Powerteam BWT Muecke Motorsport

Lap	D	Time	Sector 1	Sector 2	Sector 3	T. Spd	Elapsed	Lap	D	Time	Sector 1	Sector 2	Sector 3	T. Spd	Elapsed
1		2:11.522	39.378	39.378	52.766	177.0	2:11.522	1		2:13.760	41.134	39.896	52.730	184.9	2:13.760
2		2:06.010	34.582	38.921	52.507	213.8	4:17.532	2		2:06.007	34.726	38.731	52.550	218.1	4:19.767
3		2:07.706	34.480	39.637	53.589	213.4	6:25.238	3		2:06.121	34.472	38.575	53.074	219.0	6:25.888
4		2:08.335	35.587	39.724	53.024	215.1	8:33.573	4		2:08.430	35.854	39.005	53.571	222.2	8:34.318
5		2:05.483	34.499	38.721	52.263	217.7	10:39.056	5		2:05.438	34.550	38.524	52.364	216.4	10:39.756
6		2:05.398	34.407	38.657	52.334	217.7	12:44.454	6		2:05.148	34.439	38.376	52.333	218.1	12:44.904
7		2:05.658	34.463	38.730	52.465	217.7	14:50.112	7		2:05.592	34.550	38.489	52.553	220.4	14:50.496
8		2:05.399	34.418	38.731	52.250	216.8	16:55.511	8		2:05.643	34.543	38.636	52.464	221.3	16:56.139
9		2:09.737	34.403	38.656	56.678	217.3	19:05.248	9		2:10.416	34.456	38.566	57.394	218.6	19:06.555
10		3:24.973	39.545	1:20.378	1:25.050	200.3	22:30.221	10		3:24.127	38.775	1:20.659	1:24.693	206.1	22:30.682
11		3:24.430	53.888	1:07.574	1:22.968	172.2	25:54.651	11		3:24.768	54.110	1:07.646	1:23.012	170.0	25:55.450
12		2:57.342	49.180	53.954	1:14.208	177.0	28:51.993	12		2:56.922	49.625	53.253	1:14.044	150.2	28:52.372
13		2:05.772	34.848	38.769	52.155	219.5	30:57.765	13		2:07.109	35.619	38.772	52.718	220.8	30:59.481
14		2:05.768	34.884	38.711	52.173	218.1	33:03.533	14		2:06.180	35.144	38.686	52.350	222.6	33:05.661

7 Kirill Smal Tatuus F.4 T014 Abarth **11** Levente Revesz Tatuus F.4 T014 Abarth
 Prema Powerteam Rookie AKM Motorsport

Lap	D	Time	Sector 1	Sector 2	Sector 3	T. Spd	Elapsed	Lap	D	Time	Sector 1	Sector 2	Sector 3	T. Spd	Elapsed
1			40.602			185.2		1		2:21.787	46.088	40.605	55.094	200.7	2:21.787
2								2		2:07.768	35.350	39.383	53.035	216.4	4:29.555

8 Luke Browning Tatuus F.4 T014 Abarth
 US Racing

Lap	D	Time	Sector 1	Sector 2	Sector 3	T. Spd	Elapsed	Lap	D	Time	Sector 1	Sector 2	Sector 3	T. Spd	Elapsed
1		2:11.872	39.678	39.173	53.021	181.8	2:11.872	3		2:08.433	35.769	39.476	53.188	218.1	6:37.988
2		2:06.062	34.762	38.899	52.401	219.0	4:17.934	4		2:08.118	35.724	39.315	53.079	219.0	8:46.106
3		2:06.220	34.547	39.249	52.424	218.6	6:24.154	5		2:09.118	36.484	39.817	52.817	218.1	10:55.224
4		2:05.467	34.405	38.888	52.174	213.8	8:29.621	6			35.309	39.047		218.1	

12 Lorenzo Patrese Tatuus F.4 T014 Abarth
 Rookie AKM Motorsport

Lap	D	Time	Sector 1	Sector 2	Sector 3	T. Spd	Elapsed	Lap	D	Time	Sector 1	Sector 2	Sector 3	T. Spd	Elapsed
1		2:19.727	43.351	41.725	54.651	193.5	2:19.727	1		2:19.727	43.351	41.725	54.651	193.5	2:19.727
2		2:07.809	35.353	39.032	53.424	221.3	4:27.536	2		2:07.809	35.353	39.032	53.424	221.3	4:27.536
3		2:08.719	35.962	39.039	53.718	220.8	6:36.255	3		2:08.719	35.962	39.039	53.718	220.8	6:36.255
4		2:07.694	35.515	39.494	52.685	221.3	8:43.949	4		2:07.694	35.515	39.494	52.685	221.3	8:43.949
5		2:06.792	34.595	39.163	53.034	216.0	10:50.741	5		2:06.792	34.595	39.163	53.034	216.0	10:50.741
6		2:05.991	34.443	38.777	52.771	216.0	12:56.732	6		2:05.991	34.443	38.777	52.771	216.0	12:56.732
7		2:06.056	34.701	38.843	52.512	214.7	15:02.788	7		2:06.056	34.701	38.843	52.512	214.7	15:02.788
8		2:06.217	34.640	38.947	52.630	214.2	17:09.005	8		2:06.217	34.640	38.947	52.630	214.2	17:09.005
9		2:09.045	34.594	38.875	55.576	215.1	19:18.050	9		2:09.045	34.594	38.875	55.576	215.1	19:18.050
10		3:20.962	36.169	1:20.886	1:23.907	213.8	22:39.012	10		3:20.962	36.169	1:20.886	1:23.907	213.8	22:39.012
11		3:25.210	55.353	1:06.392	1:23.465	118.4	26:04.222	11		3:25.210	55.353	1:06.392	1:23.465	118.4	26:04.222
12		2:52.741	49.393	52.713	1:10.635	123.9	28:56.963	12		2:52.741	49.393	52.713	1:10.635	123.9	28:56.963
13		2:17.735	35.122	49.477	53.136	220.4	31:14.698	13		2:17.735	35.122	49.477	53.136	220.4	31:14.698
14		2:07.373	34.615	38.697	54.061	217.7	33:22.071	14		2:07.373	34.615	38.697	54.061	217.7	33:22.071





Paul Ricard
Italian F4 Championship powered
Race - 3
Lap Analysis



13 Joshua Dufek Tatuus F.4 T014 Abarth **18** Cenyu Han Tatuus F.4 T014 Abarth
 Van Amersfoort Racing Van Amersfoort Racing

Lap	D	Time	Sector 1	Sector 2	Sector 3	T. Spd	Elapsed	Lap	D	Time	Sector 1	Sector 2	Sector 3	T. Spd	Elapsed
1		2:16.155	42.232	40.565	53.358	187.5	2:16.155	1		2:19.087	43.205	41.413	54.469	196.0	2:19.087
2		2:07.015	35.224	39.197	52.594	218.1	4:23.170	2		2:08.247	35.268	39.136	53.843	217.7	4:27.334
3		2:05.762	34.643	38.845	52.274	216.4	6:28.932	3		2:07.618	35.299	39.052	53.267	216.8	6:34.952
4		2:06.154	34.500	38.819	52.835	218.1	8:35.086	4		2:09.373	35.823	40.172	53.378	216.4	8:44.325
5		2:07.124	35.678	38.689	52.757	219.5	10:42.210	5		2:07.238	34.641	39.188	53.409	222.2	10:51.563
6		2:05.579	34.810	38.466	52.303	222.6	12:47.789	6		2:06.386	35.068	38.704	52.614	223.1	12:57.949
7		2:05.755	34.646	38.712	52.397	218.6	14:53.544	7		2:06.769	34.738	38.676	53.355	220.4	15:04.718
8		2:05.932	34.563	38.722	52.647	216.4	16:59.476	8		2:06.330	34.632	38.629	53.069	220.8	17:11.048
9		2:07.772	34.670	38.799	54.303	215.5	19:07.248	9		2:08.323	34.830	38.675	54.818	224.5	19:19.371
10		3:24.051	38.772	1:20.616	1:24.663	197.8	22:31.299	10		3:21.852	36.507	1:20.643	1:24.702	201.1	22:41.223
11		3:25.361	54.626	1:07.234	1:23.501	152.5	25:56.660	11		3:24.870	55.374	1:06.075	1:23.421	172.8	26:06.093
12		2:55.981	49.308	53.248	1:13.425	160.4	28:52.641	12		2:52.209	49.652	52.241	1:10.316	160.2	28:58.302
13		2:07.354	35.716	38.768	52.870	222.2	30:59.995	13		2:06.427	35.678	37.822	52.927	221.3	31:04.729
14		2:06.150	35.057	38.568	52.525	219.0	33:06.145	14		2:08.590	35.453	39.410	53.727	220.4	33:13.319

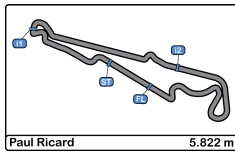
15 Nikita Bedrin Tatuus F.4 T014 Abarth **22** Vittorio Catino Tatuus F.4 T014 Abarth
 Rookie Van Amersfoort Racing Rookie Cram Motorsport Srl

Lap	D	Time	Sector 1	Sector 2	Sector 3	T. Spd	Elapsed	Lap	D	Time	Sector 1	Sector 2	Sector 3	T. Spd	Elapsed
1		2:54.492 P	41.453	55.847	1:17.192	184.9	2:54.492	1		2:22.416	47.134	40.090	55.192	207.2	2:22.416
2		3:54.371	2:20.294	39.997	54.080	35.9	6:48.863	2		2:08.870	36.210	39.424	53.236	220.4	4:31.286
3		2:07.939	35.370	39.439	53.130	214.2	8:56.802	3		2:07.918	35.612	39.237	53.069	212.5	6:39.204
4		2:18.314 P	34.860	39.149	1:04.305	215.1	11:15.116	4		2:09.028	35.656	39.496	53.876	217.7	8:48.232
5								5		2:08.117	35.408	39.357	53.352	215.5	10:56.349
6								6		2:08.845	36.495	39.182	53.168	212.5	13:05.194
7								7		2:07.811	35.228	39.687	52.896	216.4	15:13.005
8								8			34.919			215.1	

17 Leonardo Bizzotto Tatuus F.4 T014 Abarth **23** Erick Zuniga Tatuus F.4 T014 Abarth
 Rookie BVM Racing BWT Muecke Motorsport

Lap	D	Time	Sector 1	Sector 2	Sector 3	T. Spd	Elapsed	Lap	D	Time	Sector 1	Sector 2	Sector 3	T. Spd	Elapsed
1		2:17.519	42.392	41.038	54.089	196.3	2:17.519	1		2:23.860	47.494	41.007	55.359	198.8	2:23.860
2		2:07.678	35.474	38.816	53.388	213.4	4:25.197	2		2:09.843	36.125	40.292	53.426	219.9	4:33.703
3		2:07.691	35.691	39.312	52.688	220.4	6:32.888	3		2:07.238	35.228	38.834	53.176	223.6	6:40.941
4		2:06.074	34.627	38.964	52.483	216.0	8:38.962	4		2:07.183	34.973	39.142	53.068	218.6	8:48.124
5		2:06.053	34.701	38.900	52.452	216.0	10:45.015	5		2:06.738	34.957	39.022	52.759	220.8	10:54.862
6		2:06.456	34.671	38.993	52.792	215.5	12:51.471	6		2:14.166	35.191	39.130	59.845	219.0	13:09.028
7		2:06.831	34.732	39.222	52.877	215.5	14:58.302	7		4:11.254 P	38.386	41.886	2:50.982	201.1	17:20.282
8		2:05.810	34.686	38.664	52.460	216.4	17:04.112	8		2:29.245	53.253	41.761	54.231	133.9	19:49.527
9		2:07.809	34.579	38.604	54.626	217.3	19:11.921	9		3:00.871	35.393	1:00.077	1:25.401	213.0	22:50.398
10		3:23.223	37.897	1:21.222	1:24.104	210.5	22:35.144	10		3:21.389	55.180	1:04.343	1:21.866	184.9	26:11.787
11		3:26.019	55.325	1:06.851	1:23.843	148.5	26:01.163	11		2:52.054	50.328	52.372	1:09.354	175.0	29:03.841
12		2:53.907	48.435	52.950	1:12.522	181.5	28:55.070	12		2:08.325	35.833	39.312	53.180	221.3	31:12.166
13		2:08.338	35.394	38.784	54.160	218.6	31:03.408	13		2:08.987	35.182	39.151	54.654	221.7	33:21.153
14		2:09.891	35.965	39.476	54.450	219.0	33:13.299								





Paul Ricard
Italian F4 Championship powered
Race - 3
Lap Analysis



24 Piotr Wisnicki Tatuus F.4 T014 Abarth **28** Francesco Braschi Tatuus F.4 T014 Abarth
 Jenzer Motorsport Rookie Jenzer Motorsport

Lap	D	Time	Sector 1	Sector 2	Sector 3	T. Spd	Elapsed	Lap	D	Time	Sector 1	Sector 2	Sector 3	T. Spd	Elapsed
1		2:21.190	45.785	40.433	54.972	194.5	2:21.190	1		2:19.791	44.311	41.241	54.239	195.6	2:19.791
2		2:07.895	35.413	39.422	53.060	218.1	4:29.085	2		2:07.889	35.475	39.112	53.302	219.5	4:27.680
3		2:08.477	35.938	39.050	53.489	219.0	6:37.562	3		2:08.260	35.982	38.942	53.336	224.5	6:35.940
4		2:08.329	35.584	39.106	53.639	222.6	8:45.891	4		2:08.585	35.427	39.619	53.539	218.1	8:44.525
5		2:06.761	34.959	39.116	52.686	220.8	10:52.652	5		2:07.193	34.726	38.991	53.476	222.2	10:51.718
6		2:06.360	34.874	38.844	52.642	216.8	12:59.012	6		2:06.644	35.138	38.783	52.723	222.6	12:58.362
7		2:06.502	34.752	38.844	52.906	217.3	15:05.514	7		2:06.707	34.636	38.922	53.149	218.1	15:05.069
8		2:06.442	34.841	38.832	52.769	218.1	17:11.956	8		2:05.700	34.550	38.607	52.543	218.6	17:10.769
9		2:08.367	34.806	38.902	54.659	216.4	19:20.323	9		2:08.240	34.560	38.850	54.830	218.6	19:19.009
10		3:21.194	36.396	1:20.656	1:24.142	190.1	22:41.517	10		3:21.242	36.317	1:20.720	1:24.205	201.4	22:40.251
11		3:25.019	56.084	1:05.785	1:23.150	183.3	26:06.536	11		3:25.249	55.651	1:06.028	1:23.570	156.0	26:05.500
12		2:53.188	49.816	52.482	1:10.890	165.1	28:59.724	12		2:52.498	49.572	52.248	1:10.678	153.4	28:57.998
13		2:07.962	35.478	39.408	53.076	216.0	31:07.686	13		2:07.313	35.612	39.313	52.388	219.5	31:05.311
14		2:08.059	35.443	39.476	53.140	216.8	33:15.745	14		2:07.986	35.211	39.132	53.643	219.5	33:13.297

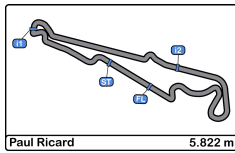
25 Samir Ben Tatuus F.4 T014 Abarth **35** Nicolas Baptiste Tatuus F.4 T014 Abarth
 Rookie Jenzer Motorsport Rookie Cram Motorsport Srl

Lap	D	Time	Sector 1	Sector 2	Sector 3	T. Spd	Elapsed	Lap	D	Time	Sector 1	Sector 2	Sector 3	T. Spd	Elapsed
1		2:47.735 P	55.814	44.905	1:07.016	173.9	2:47.735	1		2:23.258	47.917	40.303	55.038	205.3	2:23.258
2		4:49.823	3:15.934	40.075	53.814	133.1	7:37.558	2		2:10.228	36.163	40.538	53.527	215.5	4:33.486
3		2:08.219	35.685	39.476	53.058	210.9	9:45.777	3		2:08.385	35.116	39.741	53.528	217.7	6:41.871
4		2:06.851	35.003	39.002	52.846	211.3	11:52.628	4		2:07.784	35.219	39.112	53.453	219.5	8:49.655
5		2:07.146	34.946	39.029	53.171	210.5	13:59.774	5		2:07.952	35.449	39.382	53.121	219.5	10:57.607
6		2:07.099	35.018	39.127	52.954	210.9	16:06.873	6		2:08.007	35.817	39.275	52.915	223.6	13:05.614
7		2:06.766	34.752	39.068	52.946	211.7	18:13.639	7		2:07.851	35.103	39.026	53.722	219.9	15:13.465
8		2:07.899	35.339	39.306	53.254	211.3	20:21.538	8		2:33.129	34.860	1:03.973	54.296	219.9	17:46.594
9		2:29.898	35.492	40.030	1:14.376	210.9	22:51.436	9		2:07.230	35.021	39.046	53.163	213.8	19:53.824
10		3:21.421	56.117	1:03.517	1:21.787	197.8	26:12.857	10		2:57.126	34.965	57.253	1:24.908	214.2	22:50.950
11		2:51.809	50.197	52.389	1:09.223	179.4	29:04.666	11		3:21.497	55.934	1:03.793	1:21.770	192.1	26:12.447
12		2:08.572	35.601	39.455	53.516	219.9	31:13.238	12		2:52.031	50.182	52.579	1:09.270	176.7	29:04.478
13		2:08.466	34.861	39.218	54.387	219.5	33:21.704	13		2:08.253	35.484	39.467	53.302	217.7	31:12.731
14								14		2:08.090	34.924	39.228	53.938	219.9	33:20.821

27 Jorge Garciarce Davila Tatuus F.4 T014 Abarth **36** Zanfari Suleiman Tatuus F.4 T014 Abarth
 Jenzer Motorsport Cram Motorsport Srl

Lap	D	Time	Sector 1	Sector 2	Sector 3	T. Spd	Elapsed	Lap	D	Time	Sector 1	Sector 2	Sector 3	T. Spd	Elapsed
1		2:22.026	45.817	40.761	55.448	203.3	2:22.026	1		2:20.482	45.567	40.430	54.485	200.7	2:20.482
2		2:08.446	35.741	39.419	53.286	219.9	4:30.472	2		2:07.957	35.475	39.434	53.048	221.7	4:28.439
3		2:08.141	35.253	39.337	53.551	217.3	6:38.613	3		2:08.895	36.044	39.438	53.413	215.5	6:37.334
4		2:08.257	35.876	39.339	53.042	219.0	8:46.870	4		2:08.237	35.370	39.484	53.383	217.7	8:45.571
5		2:07.909	35.421	38.993	53.495	218.6	10:54.779	5		2:07.948	34.965	39.678	53.305	216.0	10:53.519
6		2:16.704	36.003	39.042	1:01.659	215.5	13:11.483	6		2:08.877	35.468	39.688	53.721	213.8	13:02.396
7		2:11.954	37.510	39.923	54.521	201.4	15:23.437	7		2:08.203	35.407	39.566	53.230	213.0	15:10.599
8		2:08.982	35.623	39.686	53.673	212.5	17:32.419	8		2:07.544	34.966	39.467	53.111	213.4	17:18.143
9		2:09.021	35.296	39.520	54.205	213.8	19:41.440	9		2:10.040	35.042	39.294	55.704	214.2	19:28.183
10		3:07.963	35.390	1:06.299	1:26.274	213.0	22:49.403	10		3:15.738	37.250	1:14.193	1:24.295	198.8	22:43.921
11		3:31.251 P	55.456	1:04.289	1:31.506	209.7	26:20.654	11		3:25.148	57.034	1:04.336	1:23.778	176.4	26:09.069
12		2:49.001	1:15.981	39.288	53.732	133.8	29:09.655	12		2:52.829	49.889	51.779	1:11.161	179.1	29:01.898
13		2:07.723	35.041	39.053	53.629	215.5	31:17.378	13		2:08.673	36.000	39.555	53.118	214.7	31:10.571
14		2:07.581	34.970	39.077	53.534	216.4	33:24.959	14		2:09.566	35.440	39.860	54.266	216.0	33:20.137





Paul Ricard
Italian F4 Championship powered
Race - 3
Lap Analysis



68

Santiago Ramos Reynoso

Tatuus F.4 T014 Abarth

72

Leonardo Fornaroli

Tatuus F.4 T014 Abarth

Jenzer Motorsport

Iron Lynx Srl

Lap	D	Time	Sector 1	Sector 2	Sector 3	T. Spd	Elapsed	Lap	D	Time	Sector 1	Sector 2	Sector 3	T. Spd	Elapsed
1		2:17.587	42.720	40.519	54.348	187.5	2:17.587	1		2:13.162	40.686	39.399	53.077	182.4	2:13.162
2		2:06.972	34.898	39.031	53.043	216.0	4:24.559	2		2:06.015	34.691	38.888	52.436	219.5	4:19.177
3		2:06.526	34.884	38.954	52.688	216.4	6:31.085	3		2:06.459	34.538	38.745	53.176	218.6	6:25.636
4		2:05.954	34.494	38.911	52.549	217.3	8:37.039	4		2:07.436	35.732	38.938	52.766	217.3	8:33.072
5		2:05.998	34.531	38.740	52.727	216.0	10:43.037	5		2:05.420	34.431	38.719	52.270	217.3	10:38.492
6		2:06.069	34.644	38.849	52.576	216.4	12:49.106	6		2:05.354	34.322	38.654	52.378	217.3	12:43.846
7		2:06.019	34.514	38.709	52.796	216.0	14:55.125	7		2:05.309	34.455	38.550	52.304	217.3	14:49.155
8		2:06.815	34.645	39.071	53.099	217.3	17:01.940	8		2:05.657	34.450	38.715	52.492	217.7	16:54.812
9		2:07.831	34.756	38.894	54.181	218.1	19:09.771	9		2:09.656	34.612	38.701	56.343	220.4	19:04.468
10		3:24.219	38.806	1:20.782	1:24.631	200.7	22:33.990	10		3:25.293	39.841	1:20.231	1:25.221	209.3	22:29.761
11		3:26.336	55.082	1:06.780	1:24.474	155.1	26:00.326	11		3:23.986	53.086	1:08.402	1:22.498	157.6	25:53.747
12		2:53.855	48.050	53.145	1:12.660	174.1	28:54.181	12		2:57.871	49.680	53.847	1:14.344	163.8	28:51.618
13		2:08.901	36.300	39.413	53.188	219.9	31:03.082	13		2:06.015	34.963	38.532	52.520	219.5	30:57.633
14		2:06.068	34.684	38.720	52.664	214.7	33:09.150	14		2:05.792	34.507	38.465	52.820	220.4	33:03.425

69

Vlad Lomko

Tatuus F.4 T014 Abarth

73

Pietro Armani

Tatuus F.4 T014 Abarth

US Racing

Rookie

Iron Lynx Srl

Lap	D	Time	Sector 1	Sector 2	Sector 3	T. Spd	Elapsed	Lap	D	Time	Sector 1	Sector 2	Sector 3	T. Spd	Elapsed
1		2:12.792	40.117	39.526	53.149	181.8	2:12.792	1		2:20.638	45.289	40.851	54.498	198.1	2:20.638
2		2:06.119	34.782	38.803	52.534	219.9	4:18.911	2		2:07.972	35.633	39.392	52.947	223.1	4:28.610
3		2:06.420	34.474	38.799	53.147	217.7	6:25.331	3		2:09.075	36.153	39.915	53.007	217.3	6:37.685
4		2:07.297	35.698	39.151	52.448	217.7	8:32.628	4		2:08.620	36.568	39.137	52.915	221.3	8:46.305
5		2:05.363	34.465	38.618	52.280	216.4	10:37.991	5		2:07.403	35.487	38.988	52.928	221.7	10:53.708
6		2:05.339	34.439	38.534	52.366	215.5	12:43.330	6		2:08.906	35.545	39.861	53.500	217.7	13:02.614
7		2:05.449	34.371	38.532	52.546	216.8	14:48.779	7		2:24.673 P	35.487	39.366	1:09.820	215.5	15:27.287
8		2:05.754	34.490	38.800	52.464	219.0	16:54.533	8		4:00.041	2:23.756	39.908	56.377	135.0	19:27.328
9		2:09.043	34.542	38.713	55.788	218.6	19:03.576	9		3:15.765	36.413	1:15.488	1:23.864	211.7	22:43.093
10		3:25.453	39.959	1:20.075	1:25.419	210.9	22:29.029	10		3:25.652	56.985	1:04.835	1:23.832	174.4	26:08.745
11		3:23.958	52.963	1:08.561	1:22.434	145.7	25:52.987	11		2:52.561	49.586	52.040	1:10.935	183.9	29:01.306
12		2:58.275	49.540	53.848	1:14.887	174.4	28:51.262	12		2:07.184	35.560	38.920	52.704	216.0	31:08.490
13		2:06.001	34.832	38.592	52.577	222.2	30:57.263	13		2:07.724	35.188	39.549	52.987	218.6	33:16.214
14		2:05.874	34.599	38.595	52.680	219.5	33:03.137								

77

Pedro Perino

Tatuus F.4 T014 Abarth

Rookie

DR Formula

70

Tim Tramnitz

Tatuus F.4 T014 Abarth

US Racing

Lap	D	Time	Sector 1	Sector 2	Sector 3	T. Spd	Elapsed	Lap	D	Time	Sector 1	Sector 2	Sector 3	T. Spd	Elapsed
1		2:09.045	37.699	38.915	52.431	174.4	2:09.045	1		2:23.493	47.213	40.524	55.756	204.1	2:23.493
2		2:05.507	34.394	38.850	52.263	213.8	4:14.552	2		2:09.446	36.213	39.820	53.413	219.5	4:32.939
3		2:05.503	34.279	38.819	52.405	213.8	6:20.055	3		2:07.858	34.933	39.076	53.849	216.0	6:40.797
4		2:05.485	34.380	38.840	52.265	214.2	8:25.540	4		2:08.311	35.586	39.372	53.353	219.0	8:49.108
5		2:05.472	34.374	38.881	52.217	213.8	10:31.012	5		2:08.135	35.644	39.302	53.189	212.5	10:57.243
6		2:05.686	34.393	38.844	52.449	214.7	12:36.698	6		2:09.083	35.895	39.394	53.794	219.5	13:06.326
7		2:05.651	34.415	38.689	52.547	214.2	14:42.349	7		2:07.837	35.277	39.516	53.044	215.1	15:14.163
8		2:06.007	34.402	38.898	52.707	214.2	16:48.356	8		2:07.093	34.836	39.220	53.037	216.8	17:21.256
9		2:06.007	34.402	38.898	52.707	214.2	16:48.356	9		2:09.108	35.040	39.364	54.704	214.2	19:30.364
10		2:10.509	34.311	39.043	57.155	214.7	18:58.865	10		3:16.396	36.480	1:15.004	1:24.912	210.5	22:46.760
11		3:27.522	42.071	1:20.624	1:24.827	200.7	22:26.387	11		3:23.592	56.936	1:04.471	1:22.185	206.1	26:10.352
12		3:24.420	53.201	1:09.134	1:22.085	174.4	25:50.807	12		2:53.113	50.814	52.341	1:09.958	174.4	29:03.465
13		2:59.138	49.600	53.135	1:16.403	177.0	28:49.945	13		2:08.134	35.429	39.386	53.319	216.0	31:11.599
14		2:05.422	34.526	38.696	52.200	216.0	30:55.367	14		2:08.671	35.314	39.307	54.050	219.5	33:20.270
14		2:05.455	34.351	38.570	52.534	215.5	33:00.822								





Paul Ricard
Italian F4 Championship powered
Race - 3
Lap Analysis



79 Georgios Markogiannis Tatuus F.4 T014 Abarth **86** Bence Valint Tatuus F.4 T014 Abarth
 Rookie Cram Motorsport Srl Van Amersfoort Racing

Lap	D	Time	Sector 1	Sector 2	Sector 3	T. Spd	Elapsed	Lap	D	Time	Sector 1	Sector 2	Sector 3	T. Spd	Elapsed
1		2:23.939	51.365	39.415	53.159	198.5	2:23.939	1		2:16.814	42.859	40.321	53.634	192.1	2:16.814
2		2:10.257	36.173	40.259	53.825	219.9	4:34.196	2		2:07.328	35.276	39.153	52.899	217.7	4:24.142
3		2:07.075	35.156	39.024	52.895	219.9	6:41.271	3		2:06.337	34.941	38.862	52.534	215.1	6:30.479
4		2:07.939	35.501	39.079	53.359	222.6	8:49.210	4		2:05.989	34.747	38.826	52.416	216.4	8:36.468
5		2:07.180	35.192	38.940	53.048	207.2	10:56.390	5		2:06.140	34.685	38.718	52.737	215.1	10:42.608
6		2:07.890	35.712	38.780	53.398	213.0	13:04.280	6		2:06.007	34.704	38.758	52.545	218.6	12:48.615
7		2:06.660	35.095	38.804	52.761	213.0	15:10.940	7		2:06.114	34.586	37.681	53.847	220.4	14:54.729
8		2:07.878	35.104	39.141	53.633	219.0	17:18.818	8		2:06.872	34.875	39.190	52.807	219.0	17:01.601
9		2:10.432	35.070	39.344	56.018	220.4	19:29.250	9		2:07.488	34.792	38.937	53.759	219.9	19:09.089
10		3:16.260	36.973	1:14.332	1:24.955	210.1	22:45.510	10		3:23.950	39.139	1:20.513	1:24.298	178.2	22:33.039
11		3:24.366	57.378	1:04.085	1:22.903	159.0	26:09.876	11		3:26.476	55.358	1:06.870	1:24.248	144.9	25:59.515
12		2:52.566	50.388	52.278	1:09.900	171.9	29:02.442	12		2:54.376	48.118	53.229	1:13.029	153.4	28:53.891
13		2:08.327	35.753	39.278	53.296	220.8	31:10.769	13		2:07.816	35.922	39.321	52.573	218.6	31:01.707
14		2:07.823	35.912	39.235	52.676	221.7	33:18.592	14		2:06.074	34.755	38.748	52.571	219.9	33:07.781

83 Maya Weug Tatuus F.4 T014 Abarth **87** Oliver Bearman Tatuus F.4 T014 Abarth
 Rookie Iron Lynx Srl Van Amersfoort Racing

Lap	D	Time	Sector 1	Sector 2	Sector 3	T. Spd	Elapsed	Lap	D	Time	Sector 1	Sector 2	Sector 3	T. Spd	Elapsed
1		2:18.148	43.594	40.724	53.830	192.8	2:18.148	1		2:12.452	40.353	39.307	52.792	176.4	2:12.452
2		2:07.675	35.528	38.983	53.164	224.0	4:25.823	2		2:05.733	34.626	38.739	52.368	218.6	4:18.185
3		2:08.753	35.591	39.924	53.238	220.8	6:34.576	3		2:06.948	34.729	38.975	53.244	221.7	6:25.133
4		2:06.554	34.929	39.079	52.546	213.4	8:41.130	4		2:05.871	34.817	38.699	52.355	215.5	8:31.004
5		2:06.101	34.630	39.084	52.387	214.7	10:47.231	5		2:05.607	34.546	38.686	52.375	216.8	10:36.611
6		2:05.750	34.597	38.827	52.326	214.7	12:52.981	6		2:05.720	34.532	38.604	52.584	214.2	12:42.331
7		2:05.830	34.592	38.752	52.486	214.7	14:58.811	7		2:05.990	34.640	38.623	52.727	216.0	14:48.321
8		2:05.692	34.557	38.930	52.205	217.7	17:04.503	8		2:05.754	34.522	38.745	52.487	216.4	16:54.075
9		2:07.705	34.541	38.630	54.534	219.0	19:12.208	9		2:08.847	34.462	38.622	55.763	216.0	19:02.922
10		3:23.471	38.206	1:21.366	1:23.899	206.8	22:35.679	10		3:25.411	40.089	1:19.787	1:25.535	215.1	22:28.333
11		3:25.976	55.377	1:06.740	1:23.859	154.0	26:01.655	11		3:24.126	53.284	1:08.434	1:22.408	145.3	25:52.459
12		2:53.938	48.578	52.925	1:12.435	172.2	28:55.593	12		2:58.505	49.534	53.617	1:15.354	188.4	28:50.964
13		2:08.170	35.166	39.887	53.117	219.0	31:03.763	13		2:05.854	34.773	38.542	52.539	219.9	30:56.818
14		2:09.455	36.071	39.326	54.058	219.5	33:13.218	14		2:05.672	34.470	38.620	52.582	217.3	33:02.490

84 Francesco Simonazzi Tatuus F.4 T014 Abarth **88** Qubaisi Hamda Al Tatuus F.4 T014 Abarth
 BVM Racing Prema Powerteam

Lap	D	Time	Sector 1	Sector 2	Sector 3	T. Spd	Elapsed	Lap	D	Time	Sector 1	Sector 2	Sector 3	T. Spd	Elapsed
1		2:15.220	42.208	39.717	53.295	187.8	2:15.220	1		2:14.650	41.974	39.886	52.790	189.8	2:14.650
2		2:05.880	34.507	38.650	52.723	216.4	4:21.100	2		2:06.862	34.692	38.781	53.389	216.8	4:21.512
3		2:05.993	34.468	38.825	52.700	216.4	6:27.093	3		2:06.189	34.821	38.865	52.503	218.6	6:27.701
4		2:07.187	34.830	38.983	53.374	216.4	8:34.280	4		2:06.819	34.723	38.962	53.134	219.5	8:34.520
5		2:07.656	36.149	38.734	52.773	214.2	10:41.936	5		2:06.707	35.430	38.776	52.501	217.7	10:41.227
6		2:06.418	34.634	38.667	53.117	216.0	12:48.354	6		2:05.890	34.605	38.783	52.502	216.0	12:47.117
7		2:05.942	34.546	38.633	52.763	216.8	14:54.296	7		2:06.764	34.865	38.868	53.031	216.0	14:53.881
8		2:06.614	34.822	39.079	52.713	218.6	17:00.910	8		2:07.378	35.493	39.127	52.758	218.6	17:01.259
9		2:06.979	34.457	38.720	53.802	214.7	19:07.889	9		2:07.591	34.759	38.716	54.116	220.4	19:08.850
10		3:23.755	38.601	1:20.555	1:24.599	190.8	22:31.644	10		3:23.378	38.637	1:20.378	1:24.363	187.1	22:32.228
11		3:25.933	54.764	1:07.274	1:23.895	152.1	25:57.577	11		3:25.942	55.118	1:07.099	1:23.725	145.3	25:58.170
12		2:55.625	48.813	53.258	1:13.554	160.9	28:53.202	12		2:55.327	48.897	53.101	1:13.329	156.9	28:53.497
13		2:07.239	35.388	38.829	53.022	215.5	31:00.441	13		2:39.283 P		3:34.698	1:11.015	221.3	31:32.780
14		2:06.497	34.862	38.902	52.733	219.0	33:06.938								





Paul Ricard
Italian F4 Championship powered
Race - 3
Analysis by Lap



Num	Lap Time	Gap
Lap 1		
70	2:09.045	
6	2:11.522	02.477
8	2:11.872	02.827
87	2:12.452	03.407
69	2:12.792	03.747
72	2:13.162	04.117
10	2:13.760	04.715
88	2:14.650	05.605
84	2:15.220	06.175
55	2:16.027	06.982
13	2:16.155	07.110
86	2:16.814	07.769
17	2:17.519	08.474
68	2:17.587	08.542
41	2:17.991	08.946
83	2:18.148	09.103
18	2:19.087	10.042
37	2:19.373	10.328
12	2:19.727	10.682
28	2:19.791	10.746
56	2:20.320	11.275
36	2:20.482	11.437
73	2:20.638	11.593
24	2:21.190	12.145
11	2:21.787	12.742
27	2:22.026	12.981
54	2:22.242	13.197
22	2:22.416	13.371
52	2:22.683	13.638
35	2:23.258	14.213
77	2:23.493	14.448
23	2:23.860	14.815
79	2:23.939	14.894
25	2:47.735	38.690
15	2:54.492	45.447
Num	Lap Time	Gap

Num	Lap Time	Gap
Lap 2		
70	2:05.507	
6	2:06.010	02.980
8	2:06.062	03.382
87	2:05.733	03.633
69	2:06.119	04.359
72	2:06.015	04.625
10	2:06.007	05.215
84	2:05.880	06.548
88	2:06.862	06.960
13	2:07.015	08.618
86	2:07.328	09.590
68	2:06.972	10.007
55	2:09.004	10.479
17	2:07.678	10.645
41	2:07.696	11.135

Num	Lap Time	Gap
83	2:07.675	11.271
37	2:07.353	12.174
18	2:08.247	12.782
12	2:07.809	12.984
28	2:07.889	13.128
56	2:07.543	13.311
36	2:07.957	13.887
73	2:07.972	14.058
24	2:07.895	14.533
11	2:07.768	15.003
27	2:08.446	15.920
22	2:08.870	16.734
54	2:09.274	16.964
52	2:09.309	17.440
77	2:09.446	18.387
35	2:10.228	18.934
23	2:09.843	19.151
79	2:10.257	19.644
Num	Lap Time	Gap

Num	Lap Time	Gap
Lap 3		
70	2:05.503	
8	2:06.220	04.099
87	2:06.948	05.078
6	2:07.706	05.183
69	2:06.420	05.276
72	2:06.459	05.581
10	2:06.121	05.833
84	2:05.993	07.038
88	2:06.189	07.646
13	2:05.762	08.877
86	2:06.337	10.424
68	2:06.526	11.030
17	2:07.691	12.833
41	2:07.740	13.372
83	2:08.753	14.521
37	2:07.904	14.575
55	2:09.867	14.843
18	2:07.618	14.897
56	2:08.047	15.855
28	2:08.260	15.885
12	2:08.719	16.200
36	2:08.895	17.279
24	2:08.477	17.507
73	2:09.075	17.630
11	2:08.433	17.933
27	2:08.141	18.558
22	2:07.918	19.149
52	2:07.515	19.452
54	2:09.009	20.470
77	2:07.858	20.742
23	2:07.238	20.886
79	2:07.075	21.216
35	2:08.385	21.816

Num	Lap Time	Gap
Lap 4		
70	2:05.485	
8	2:05.467	04.081
87	2:05.871	05.464
69	2:07.297	07.088
72	2:07.436	07.532
6	2:08.335	08.033
84	2:07.187	08.740
10	2:08.430	08.778
88	2:06.819	08.980
13	2:06.154	09.546
86	2:05.989	10.928
68	2:05.954	11.499
17	2:06.074	13.422
41	2:06.090	13.977
83	2:06.554	15.590
55	2:07.526	16.884
37	2:07.985	17.075
56	2:06.777	17.147
12	2:07.694	18.409
18	2:09.373	18.785
28	2:08.585	18.985
36	2:08.237	20.031
24	2:08.329	20.351
11	2:08.118	20.566
73	2:08.620	20.765
27	2:08.257	21.330
52	2:08.208	22.175
23	2:07.183	22.584
22	2:09.028	22.692
54	2:07.908	22.893
77	2:08.311	23.568
79	2:07.939	23.670
35	2:07.784	24.115
15	2:07.939	1 Lap
25	2:08.219	1 Lap
Num	Lap Time	Gap

Num	Lap Time	Gap
Lap 5		
70	2:05.472	
8	2:05.082	03.691
87	2:05.607	05.599
69	2:05.363	06.979
72	2:05.420	07.480
6	2:05.483	08.044
10	2:05.438	08.744
88	2:06.707	10.215
84	2:07.656	10.924
13	2:07.124	11.198
86	2:06.140	11.596
68	2:05.998	12.025

Num	Lap Time	Gap
15	3:54.371	1 Lap
25	4:49.823	1 Lap
Num	Lap Time	Gap
Lap 6		
70	2:05.686	
8	2:05.459	03.464
87	2:05.720	05.633
69	2:05.339	06.632
72	2:05.354	07.148
6	2:05.398	07.756
10	2:05.148	08.206
88	2:05.890	10.419
13	2:05.579	11.091
84	2:06.418	11.656
86	2:06.007	11.917
68	2:06.069	12.408
17	2:06.456	14.773
41	2:06.358	15.163
83	2:05.750	16.283
56	2:05.708	17.390
55	2:05.763	17.788
12	2:05.991	20.034
37	2:06.226	20.778
18	2:06.386	21.251
28	2:06.644	21.664
24	2:06.360	22.314
52	2:06.865	24.789
36	2:08.877	25.698
73	2:08.906	25.916
79	2:07.890	27.582
54	2:08.082	28.155
22	2:08.845	28.496

Num	Lap Time	Gap
17	2:06.053	14.003
41	2:05.986	14.491
83	2:06.101	16.219
56	2:05.693	17.368
55	2:06.299	17.711
12	2:06.792	19.729
37	2:08.635	20.238
18	2:07.238	20.551
28	2:07.193	20.706
24	2:06.761	21.640
36	2:07.948	22.507
73	2:07.403	22.696
52	2:06.907	23.610
27	2:07.909	23.767
23	2:06.738	23.850
11	2:09.118	24.212
22	2:08.117	25.337
79	2:07.180	25.378
54	2:08.338	25.759
77	2:08.135	26.231
35	2:07.952	26.595
15	2:18.314	1 Lap
25	2:06.851	1 Lap
Num	Lap Time	Gap

Num	Lap Time	Gap
Lap 7		
70	2:05.651	
8	2:05.613	03.426
87	2:05.990	05.972
69	2:05.449	06.430
72	2:05.309	06.806
6	2:05.658	07.763
10	2:05.592	08.147
13	2:05.755	11.195
88	2:06.764	11.532
84	2:05.942	11.947
86	2:06.114	12.380
68	2:06.019	12.776
41	2:05.733	15.245
17	2:06.831	15.953
83	2:05.830	16.462
55	2:05.237	17.374
56	2:06.368	18.107
12	2:06.056	20.439
37	2:06.829	21.956
18	2:06.769	22.369
28	2:06.707	22.720
24	2:06.502	23.165
52	2:05.952	25.090
36	2:08.203	28.250
79	2:06.660	28.591
54	2:06.674	29.178
22	2:07.811	30.656
35	2:07.851	31.116
77	2:07.837	31.814
27	2:11.954	41.088
73	2:24.673	44.938
25	2:07.099	1 Lap
Num	Lap Time	Gap

Num	Lap Time	Gap
Lap 8		
70	2:06.007	
8	2:05.720	03.139
87	2:05.754	05.719
69	2:05.754	06.177
72	2:05.657	06.456
6	2:05.399	07.155
10	2:05.643	07.783
13	2:05.932	11.120
84	2:06.614	12.554
88	2:07.378	12.903
86	2:06.872	13.245
68	2:06.815	13.584





Paul Ricard
Italian F4 Championship powered
Race - 3



Analysis by Lap

Num	Lap Time	Gap	Num	Lap Time	Gap	Num	Lap Time	Gap	Num	Lap Time	Gap	Num	Lap Time	Gap
41	2:05.736	14.974	Lap 10			37	3:25.282	14.240	72	2:06.015	02.266	79	2:07.823	17.770
17	2:05.810	15.756	70	3:27.522		28	3:25.249	14.693	6	2:05.772	02.398	54	2:08.871	19.081
83	2:05.692	16.147	8	3:27.525	01.254	18	3:24.870	15.286	8	2:08.683	03.852	36	2:09.566	19.315
55	2:05.398	16.765	87	3:25.411	01.946	24	3:25.019	15.729	10	2:07.109	04.114	77	2:08.671	19.448
56	2:05.556	17.656	69	3:25.453	02.642	52	3:25.375	16.826	13	2:07.354	04.628	35	2:08.090	19.999
12	2:06.217	20.649	72	3:25.293	03.374	73	3:25.652	1 Lap	84	2:07.239	05.074	23	2:08.987	1 Lap
37	2:05.977	21.926	6	3:24.973	03.834	36	3:25.148	18.262	41	2:06.669	05.914	25	2:08.466	1 Lap
28	2:05.700	22.413	10	3:24.127	04.295	54	3:24.680	18.751	86	2:07.816	06.340	12	2:07.373	21.249
18	2:06.330	22.692	13	3:24.051	04.912	79	3:24.366	19.069	68	2:08.901	07.715	27	2:07.581	24.137
24	2:06.442	23.600	84	3:23.755	05.257	77	3:23.592	19.545	17	2:08.338	08.041			
52	2:05.502	24.585	88	3:23.378	05.841	23	3:21.389	1 Lap	55	2:07.468	08.181			
36	2:07.544	29.787	86	3:23.950	06.652	35	3:21.497	21.640	83	2:08.170	08.396			
54	2:06.840	30.011	68	3:24.219	07.603	25	3:21.421	1 Lap	56	2:07.451	08.665			
79	2:07.878	30.462	41	3:24.255	08.319	27	3:31.251	29.847	37	2:06.823	09.223			
23	4:11.254	1 Lap	17	3:23.223	08.757	Num Lap Time Gap			18	2:06.427	09.362			
77	2:07.093	32.900	83	3:23.471	09.292	Lap 12			28	2:07.313	09.944			
27	2:08.982	44.063	55	3:23.949	10.608	70	2:59.138		24	2:07.962	12.319			
35	2:33.129	58.238	56	3:23.545	11.838	8	2:58.800	00.591	52	2:07.895	12.488			
25	2:06.766	1 Lap	12	3:20.962	12.625	87	2:58.505	01.019	73	2:07.184	1 Lap			
Num Lap Time Gap			37	3:21.026	13.378	69	2:58.275	01.317	36	2:08.673	15.204			
Lap 9			28	3:21.242	13.864	72	2:57.871	01.673	79	2:08.327	15.402			
70	2:10.509		18	3:21.852	14.836	6	2:57.342	02.048	54	2:08.951	15.665			
8	2:08.621	01.251	24	3:21.194	15.130	10	2:56.922	02.427	77	2:08.134	16.232			
87	2:08.847	04.057	52	3:21.366	15.871	13	2:55.981	02.696	23	2:08.325	1 Lap			
69	2:09.043	04.711	73	3:15.765	1 Lap	84	2:55.625	03.257	35	2:08.253	17.364			
72	2:09.656	05.603	36	3:15.738	17.534	88	2:55.327	03.552	25	2:08.572	1 Lap			
6	2:09.737	06.383	54	3:16.041	18.491	86	2:54.376	03.946	12	2:17.735	19.331			
10	2:10.416	07.690	79	3:16.260	19.123	68	2:53.855	04.236	27	2:07.723	22.011			
13	2:07.772	08.383	77	3:16.396	20.373	41	2:53.628	04.667	88	2:39.283	37.413			
84	2:06.979	09.024	27	3:07.963	23.016	17	2:53.907	05.125	Num Lap Time Gap					
88	2:07.591	09.985	23	3:00.871	1 Lap	83	2:53.938	05.648	Lap 14					
86	2:07.488	10.224	35	2:57.126	24.563	55	2:53.681	06.135	70	2:05.455				
68	2:07.831	10.906	25	2:29.898	1 Lap	56	2:53.083	06.636	87	2:05.672	01.668			
41	2:07.121	11.586	Num Lap Time Gap			12	2:52.741	07.018	69	2:05.874	02.315			
17	2:07.809	13.056	Lap 11			37	2:52.720	07.822	72	2:05.792	02.603			
83	2:07.705	13.343	70	3:24.420		28	2:52.498	08.053	6	2:05.768	02.711			
55	2:07.925	14.181	8	3:24.095	00.929	18	2:52.209	08.357	8	2:05.960	04.357			
56	2:08.668	15.815	87	3:24.126	01.652	24	2:53.188	09.779	10	2:06.180	04.839			
12	2:09.045	19.185	69	3:23.958	02.180	52	2:52.327	10.015	13	2:06.150	05.323			
37	2:08.457	19.874	72	3:23.986	02.940	73	2:52.561	1 Lap	84	2:06.497	06.116			
28	2:08.240	20.144	6	3:24.430	03.844	36	2:52.829	11.953	41	2:06.038	06.497			
18	2:08.323	20.506	10	3:24.768	04.643	54	2:52.523	12.136	86	2:06.074	06.959			
24	2:08.367	21.458	13	3:25.361	05.853	79	2:52.566	12.497	68	2:06.068	08.328			
52	2:07.951	22.027	84	3:25.933	06.770	77	2:53.113	13.520	55	2:05.711	08.437			
73	4:00.041	1 Lap	88	3:25.942	07.363	23	2:52.054	1 Lap	56	2:07.385	10.595			
36	2:10.040	29.318	86	3:26.476	08.708	35	2:52.031	14.533	83	2:09.455	12.396			
54	2:10.470	29.972	68	3:26.336	09.519	25	2:51.809	1 Lap	28	2:07.986	12.475			
79	2:10.432	30.385	41	3:26.278	10.177	27	2:49.001	19.710	17	2:09.891	12.477			
77	2:09.108	31.499	17	3:26.019	10.356	Num Lap Time Gap			18	2:08.590	12.497			
27	2:09.021	42.575	83	3:25.976	10.848	Lap 13			37	2:09.139	12.907			
23	2:29.245	1 Lap	55	3:25.404	11.592	70	2:05.422		52	2:06.891	13.924			
35	2:07.230	54.959	56	3:25.273	12.691	87	2:05.854	01.451	24	2:08.059	14.923			
25	2:07.899	1 Lap	12	3:25.210	13.415	69	2:06.001	01.896	73	2:07.724	1 Lap			





Paul Ricard
Italian F4 Championship powered
Race - 3





Best Sectors Results

Sector - 1			Sector - 2			Sector - 3			Ideal Lap vs Best Lap						
Clas	Nº	Driver	Time	Nº	Driver	Time	Nº	Driver	Time	Clas	Nº	Driver	Ideal Lap	Best Lap	Clas
1	55	Victor Bernier	34.258	86	Bence Valint	37.681	8	Luke Browning	52.006	1	86	Bence Valint	2:04.683	2:05.989	20
2	70	Tim Tramnitz	34.279	18	Cenyu Han	37.822	55	Victor Bernier	52.051	2	55	Victor Bernier	2:04.957	2:05.237	3
3	72	Leonardo Fornaroli	34.322	37	Kacper Sztuka	38.018	6	Sebastian Montoya	52.155	3	70	Tim Tramnitz	2:05.049	2:05.422	7
4	52	Eron Rexhepi	34.331	10	Joshua Dürksen	38.376	56	Sami Meguetounifi	52.184	4	72	Leonardo Fornaroli	2:05.057	2:05.309	4
5	8	Luke Browning	34.353	72	Leonardo Fornaroli	38.465	70	Tim Tramnitz	52.200	5	18	Cenyu Han	2:05.068	2:06.330	22
6	69	Vlad Lomko	34.371	13	Joshua Dufek	38.466	83	Maya Weug	52.205	6	37	Kacper Sztuka	2:05.076	2:05.977	19
7	6	Sebastian Montoya	34.403	69	Vlad Lomko	38.532	72	Leonardo Fornaroli	52.270	7	8	Luke Browning	2:05.082	2:05.082	1
8	56	Sami Meguetounifi	34.414	87	Oliver Bearman	38.542	13	Joshua Dufek	52.274	8	10	Joshua Dürksen	2:05.148	2:05.148	2
9	10	Joshua Dürksen	34.439	70	Tim Tramnitz	38.570	69	Vlad Lomko	52.280	9	69	Vlad Lomko	2:05.183	2:05.339	5
10	12	Lorenzo Patrese	34.443	52	Eron Rexhepi	38.591	10	Joshua Dürksen	52.333	10	6	Sebastian Montoya	2:05.214	2:05.398	6
11	84	Francesco Simonazzi	34.457	41	Jonas Ried	38.602	87	Oliver Bearman	52.355	11	13	Joshua Dufek	2:05.240	2:05.579	10
12	87	Oliver Bearman	34.462	17	Leonardo Bizzotto	38.604	41	Jonas Ried	52.365	12	56	Sami Meguetounifi	2:05.295	2:05.556	9
13	41	Jonas Ried	34.469	28	Francesco Braschi	38.607	28	Francesco Braschi	52.388	13	87	Oliver Bearman	2:05.359	2:05.607	11
14	37	Kacper Sztuka	34.483	83	Maya Weug	38.630	86	Bence Valint	52.416	14	83	Maya Weug	2:05.376	2:05.692	12
15	68	Santiago Ramos	34.494	84	Francesco Simonazzi	38.633	17	Leonardo Bizzotto	52.452	15	52	Eron Rexhepi	2:05.407	2:05.502	8
16	13	Joshua Dufek	34.500	55	Victor Bernier	38.648	52	Eron Rexhepi	52.485	16	41	Jonas Ried	2:05.436	2:05.733	14
17	83	Maya Weug	34.541	6	Sebastian Montoya	38.656	88	Qubaisi Hamda Al	52.501	17	28	Francesco Braschi	2:05.545	2:05.700	13
18	28	Francesco Braschi	34.550	56	Sami Meguetounifi	38.697	12	Lorenzo Patrese	52.512	18	17	Leonardo Bizzotto	2:05.635	2:05.810	15
19	17	Leonardo Bizzotto	34.579	12	Lorenzo Patrese	38.697	68	Santiago Ramos	52.549	19	12	Lorenzo Patrese	2:05.652	2:05.991	21
20	86	Bence Valint	34.586	68	Santiago Ramos	38.709	37	Kacper Sztuka	52.575	20	68	Santiago Ramos	2:05.752	2:05.954	18
21	88	Qubaisi Hamda Al	34.605	88	Qubaisi Hamda Al	38.716	18	Cenyu Han	52.614	21	84	Francesco Simonazzi	2:05.790	2:05.880	16
22	18	Cenyu Han	34.632	8	Luke Browning	38.723	24	Piotr Wisnicki	52.642	22	88	Qubaisi Hamda Al	2:05.822	2:05.890	17
23	24	Piotr Wisnicki	34.752	79	Georgios Markogiannis	38.780	79	Georgios Markogiannis	52.676	23	24	Piotr Wisnicki	2:06.226	2:06.360	23
24	25	Samir Ben	34.752	24	Piotr Wisnicki	38.832	84	Francesco Simonazzi	52.700	24	54	Marcus Amand	2:06.524	2:06.674	25
25	54	Marcus Amand	34.824	23	Erick Zuniga	38.834	73	Pietro Armani	52.704	25	79	Georgios Markogiannis	2:06.526	2:06.660	24
26	77	Pedro Perino	34.836	73	Pietro Armani	38.920	54	Marcus Amand	52.726	26	23	Erick Zuniga	2:06.550	2:06.738	26
27	35	Nicolas Baptiste	34.860	54	Marcus Amand	38.974	23	Erick Zuniga	52.759	27	25	Samir Ben	2:06.600	2:06.766	27
28	15	Nikita Bedrin	34.860	27	Jorge Garciae Davila	38.993	11	Levente Revesz	52.817	28	35	Nicolas Baptiste	2:06.801	2:07.230	30
29	22	Vittorio Catino	34.919	25	Samir Ben	39.002	25	Samir Ben	52.846	29	73	Pietro Armani	2:06.812	2:07.184	29
30	23	Erick Zuniga	34.957	35	Nicolas Baptiste	39.026	22	Vittorio Catino	52.896	30	77	Pedro Perino	2:06.949	2:07.093	28
31	36	Zanfari Suleiman	34.965	11	Levente Revesz	39.047	35	Nicolas Baptiste	52.915	31	22	Vittorio Catino	2:06.997	2:07.811	34
32	27	Jorge Garciae Davila	34.970	77	Pedro Perino	39.076	77	Pedro Perino	53.037	32	27	Jorge Garciae Davila	2:07.005	2:07.581	32
33	79	Georgios Markogiannis	35.070	15	Nikita Bedrin	39.149	27	Jorge Garciae Davila	53.042	33	15	Nikita Bedrin	2:07.139	2:07.939	35
34	73	Pietro Armani	35.188	22	Vittorio Catino	39.182	36	Zanfari Suleiman	53.048	34	11	Levente Revesz	2:07.173	2:07.768	33
35	11	Levente Revesz	35.309	36	Zanfari Suleiman	39.294	15	Nikita Bedrin	53.130	35	36	Zanfari Suleiman	2:07.307	2:07.544	31
36	7	Kirill Smal	40.602	7	Kirill Smal	Transpo	7	Kirill Smal	Transpo	36	7	Kirill Smal	Transpo	Transpo	36



Paul Ricard
Italian F4 Championship powered
Race - 3
Leader Sequence



N°	Driver	Nat	Cat	Clas	Team	Nat	Vehicle	Start Lap	End Lap	Laps	Total Laps
70	Tim Tramnitz	 DEU			US Racing	 DEU	Tatuus F.4 T014 Abarth	1	14	14	14

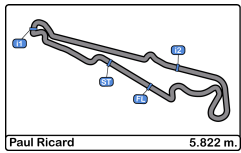


Paul Ricard
Italian F4 Championship powered
Race - 3
Best 5 Lap Times



Paul Ricard 5.822 m.

Cls	N°	Driver	Nat	Cat	Cls	Team	Nat	Vehicle	Best 1		Best 2		Best 3		Best 4		Best 5	
									Time	Lap	Time	Lap	Time	Lap	Time	Lap	Time	Lap
1	8	Luke Browning	GBR			US Racing	DEU	Tatuus F.4 T014	2:05.082	5	2:05.459	6	2:05.467	4	2:05.613	7	2:05.720	8
2	10	Joshua Dürksen	DEU			BWT Muecke Motorsport	DEU	Tatuus F.4 T014	2:05.148	6	2:05.438	5	2:05.592	7	2:05.643	8	2:06.007	2
3	55	Victor Bernier	FRA			R-ACE GP	FRA	Tatuus F.4 T014	2:05.237	7	2:05.398	8	2:05.711	14	2:05.763	6	2:06.299	5
4	72	Leonardo Fornaroli	ITA			Iron Lynx Srl	ITA	Tatuus F.4 T014	2:05.309	7	2:05.354	6	2:05.420	5	2:05.657	8	2:05.792	14
5	69	Vlad Lomko	RUS			US Racing	DEU	Tatuus F.4 T014	2:05.339	6	2:05.363	5	2:05.449	7	2:05.754	8	2:05.874	14
6	6	Sebastian Montoya	COL			Prema Powerteam	ITA	Tatuus F.4 T014	2:05.398	6	2:05.399	8	2:05.483	5	2:05.658	7	2:05.768	14
7	70	Tim Tramnitz	DEU			US Racing	DEU	Tatuus F.4 T014	2:05.422	13	2:05.455	14	2:05.472	5	2:05.485	4	2:05.503	3
8	52	Eron Rexhepi	CHE	R	1	BVM Racing	ITA	Tatuus F.4 T014	2:05.502	8	2:05.952	7	2:06.865	6	2:06.891	14	2:06.907	5
9	56	Sami Meguetounifi	FRA			R-ACE GP	FRA	Tatuus F.4 T014	2:05.556	8	2:05.693	5	2:05.708	6	2:06.368	7	2:06.777	4
10	13	Joshua Dufek	AUT			Van Amersfoort Racing	NLD	Tatuus F.4 T014	2:05.579	6	2:05.755	7	2:05.762	3	2:05.932	8	2:06.150	14
11	87	Oliver Bearman	GBR			Van Amersfoort Racing	NLD	Tatuus F.4 T014	2:05.607	5	2:05.672	14	2:05.720	6	2:05.733	2	2:05.754	8
12	83	Maya Weug	BEL	R	2	Iron Lynx Srl	ITA	Tatuus F.4 T014	2:05.692	8	2:05.750	6	2:05.830	7	2:06.101	5	2:06.554	4
13	28	Francesco Braschi	ITA	R	3	Jenzer Motorsport	CHE	Tatuus F.4 T014	2:05.700	8	2:06.644	6	2:06.707	7	2:07.193	5	2:07.313	13
14	41	Jonas Ried	DEU	R	4	BWT Muecke Motorsport	DEU	Tatuus F.4 T014	2:05.733	7	2:05.736	8	2:05.986	5	2:06.038	14	2:06.090	4
15	17	Leonardo Bizzotto	ITA	R	5	BVM Racing	ITA	Tatuus F.4 T014	2:05.810	8	2:06.053	5	2:06.074	4	2:06.456	6	2:06.831	7
16	84	Francesco	ITA			BVM Racing	ITA	Tatuus F.4 T014	2:05.880	2	2:05.942	7	2:05.993	3	2:06.418	6	2:06.497	14
17	88	Qubaisi Hamda Al	ARE			Prema Powerteam	ITA	Tatuus F.4 T014	2:05.890	6	2:06.189	3	2:06.707	5	2:06.764	7	2:06.819	4
18	68	Santiago Ramos	MEX			Jenzer Motorsport	CHE	Tatuus F.4 T014	2:05.954	4	2:05.998	5	2:06.019	7	2:06.068	14	2:06.069	6
19	37	Kacper Sztuka	POL	R	6	AS Motorsport	SVN	Tatuus F.4 T014	2:05.977	8	2:06.226	6	2:06.823	13	2:06.829	7	2:07.353	2
20	86	Bence Valint	HUN			Van Amersfoort Racing	NLD	Tatuus F.4 T014	2:05.989	4	2:06.007	6	2:06.074	14	2:06.114	7	2:06.140	5
21	12	Lorenzo Patrese	ITA	R	7	AKM Motorsport	ITA	Tatuus F.4 T014	2:05.991	6	2:06.056	7	2:06.217	8	2:06.792	5	2:07.373	14
22	18	Cenyu Han	CHN			Van Amersfoort Racing	NLD	Tatuus F.4 T014	2:06.330	8	2:06.386	6	2:06.427	13	2:06.769	7	2:07.238	5
23	24	Piotr Wisnicki	POL			Jenzer Motorsport	CHE	Tatuus F.4 T014	2:06.360	6	2:06.442	8	2:06.502	7	2:06.761	5	2:07.895	2
24	79	Georgios	GRC	R	8	Cram Motorsport Srl	ITA	Tatuus F.4 T014	2:06.660	7	2:07.075	3	2:07.180	5	2:07.823	14	2:07.878	8
25	54	Marcus Amand	FRA	R	9	R-ACE GP	FRA	Tatuus F.4 T014	2:06.674	7	2:06.840	8	2:07.908	4	2:08.082	6	2:08.338	5
26	23	Erick Zuniga	MEX			BWT Muecke Motorsport	ITA	Tatuus F.4 T014	2:06.738	5	2:07.183	4	2:07.238	3	2:08.325	12	2:08.987	13
27	25	Samir Ben	CHE	R	10	Jenzer Motorsport	CHE	Tatuus F.4 T014	2:06.766	7	2:06.851	4	2:07.099	6	2:07.146	5	2:07.899	8
28	77	Pedro Perino	PRT	R	11	DR Formula	ITA	Tatuus F.4 T014	2:07.093	8	2:07.837	7	2:07.858	3	2:08.134	13	2:08.135	5
29	73	Pietro Armani	ITA	R	12	Iron Lynx Srl	ITA	Tatuus F.4 T014	2:07.184	12	2:07.403	5	2:07.724	13	2:07.972	2	2:08.620	4
30	35	Nicolas Baptiste	COL	R	13	Cram Motorsport Srl	ITA	Tatuus F.4 T014	2:07.230	9	2:07.784	4	2:07.851	7	2:07.952	5	2:08.007	6
31	36	Zanfari Suleiman	MAR			Cram Motorsport Srl	ITA	Tatuus F.4 T014	2:07.544	8	2:07.948	5	2:07.957	2	2:08.203	7	2:08.237	4
32	27	Jorge Garciarce	MEX			Jenzer Motorsport	CHE	Tatuus F.4 T014	2:07.581	14	2:07.723	13	2:07.909	5	2:08.141	3	2:08.257	4
33	11	Levente Revesz	HUN	R	14	AKM Motorsport	ITA	Tatuus F.4 T014	2:07.768	2	2:08.118	4	2:08.433	3	2:09.118	5	2:21.787	1
34	22	Vittorio Catino	ITA	R	15	Cram Motorsport Srl	ITA	Tatuus F.4 T014	2:07.811	7	2:07.918	3	2:08.117	5	2:08.845	6	2:08.870	2
35	15	Nikita Bedrin	RUS	R	16	Van Amersfoort Racing	NLD	Tatuus F.4 T014	2:07.939	3	2:18.314	4	2:54.492	1	3:54.371	2		
36	7	Kirill Smal	RUS			Prema Powerteam	ITA	Tatuus F.4 T014										



Paul Ricard
Italian F4 Championship powered
Race - 3
Best 5 Top Speeds



Clas	N°	Driver	Nat	Cat	Cla	Team	Nat	Vehicle	Top 1		Top 2		Top 3		Top 4		Top 5		Avg
									Km/h	Lap	Km/h	Lap	Km/h	Lap	Km/h	Lap	Km/h	Lap	
1	18	Cenyu Han				Van Amersfoort Racing		Tatuus F.4 T014 Abarth	224.5	9	223.1	6	222.2	5	221.3	13	220.8	8	222.4
2	28	Francesco Braschi		R	1	Jenzer Motorsport		Tatuus F.4 T014 Abarth	224.5	3	222.6	6	222.2	5	219.5	2	219.5	13	221.6
3	83	Maya Weug		R	2	Iron Lynx Srl		Tatuus F.4 T014 Abarth	224.0	2	220.8	3	219.5	14	219.0	9	219.0	13	220.5
4	23	Erick Zuniga				BWT Muecke Motorsport		Tatuus F.4 T014 Abarth	223.6	3	221.7	13	221.3	12	220.8	5	219.9	2	221.4
5	35	Nicolas Baptiste		R	3	Cram Motorsport Srl		Tatuus F.4 T014 Abarth	223.6	6	219.9	7	219.9	8	219.9	14	219.5	4	220.5
6	56	Sami Meguetounifi				R-ACE GP		Tatuus F.4 T014 Abarth	223.1	3	222.6	14	220.8	5	219.9	13	218.6	2	221.0
7	73	Pietro Armani		R	4	Iron Lynx Srl		Tatuus F.4 T014 Abarth	223.1	2	221.7	5	221.3	4	218.6	13	217.7	6	220.5
8	10	Joshua Dürksen				BWT Muecke Motorsport		Tatuus F.4 T014 Abarth	222.6	14	222.2	4	221.3	8	220.8	13	220.4	7	221.4
9	13	Joshua Dufek				Van Amersfoort Racing		Tatuus F.4 T014 Abarth	222.6	6	222.2	13	219.5	5	219.0	14	218.6	7	220.4
10	24	Piotr Wisnicki				Jenzer Motorsport		Tatuus F.4 T014 Abarth	222.6	4	220.8	5	219.0	3	218.1	2	218.1	8	219.7
11	79	Georgios		R	5	Cram Motorsport Srl		Tatuus F.4 T014 Abarth	222.6	4	221.7	14	220.8	13	220.4	9	219.9	2	221.1
12	69	Vlad Lomko				US Racing		Tatuus F.4 T014 Abarth	222.2	13	219.9	2	219.5	14	219.0	8	218.6	9	219.8
13	36	Zanfari Suleiman				Cram Motorsport Srl		Tatuus F.4 T014 Abarth	221.7	2	217.7	4	216.0	5	216.0	14	215.5	3	217.4
14	41	Jonas Ried		R	6	BWT Muecke Motorsport		Tatuus F.4 T014 Abarth	221.7	13	221.3	2	220.8	7	220.4	6	220.4	14	220.9
15	54	Marcus Amand		R	7	R-ACE GP		Tatuus F.4 T014 Abarth	221.7	2	219.5	9	218.1	14	217.3	13	216.4	3	218.6
16	55	Victor Bernier				R-ACE GP		Tatuus F.4 T014 Abarth	221.7	14	218.6	13	218.1	6	218.1	7	216.8	9	218.7
17	87	Oliver Bearman				Van Amersfoort Racing		Tatuus F.4 T014 Abarth	221.7	3	219.9	13	218.6	2	217.3	14	216.8	5	218.9
18	12	Lorenzo Patrese		R	8	AKM Motorsport		Tatuus F.4 T014 Abarth	221.3	2	221.3	4	220.8	3	220.4	13	217.7	14	220.3
19	52	Eron Rexhepi		R	9	BVM Racing		Tatuus F.4 T014 Abarth	221.3	2	221.3	4	220.4	13	218.6	14	217.7	5	219.8
20	88	Qubaisi Hamda Al				Prema Powerteam		Tatuus F.4 T014 Abarth	221.3	13	220.4	9	219.5	4	218.6	3	218.6	8	219.6
21	17	Leonardo Bizzotto		R	10	BVM Racing		Tatuus F.4 T014 Abarth	220.4	3	219.0	14	218.6	13	217.3	9	216.4	8	218.3
22	22	Vittorio Catino		R	11	Cram Motorsport Srl		Tatuus F.4 T014 Abarth	220.4	2	217.7	4	216.4	7	215.5	5	215.1	8	217.0
23	72	Leonardo Fornaroli				Iron Lynx Srl		Tatuus F.4 T014 Abarth	220.4	9	220.4	14	219.5	2	219.5	13	218.6	3	219.6
24	86	Bence Valint				Van Amersfoort Racing		Tatuus F.4 T014 Abarth	220.4	7	219.9	9	219.9	14	219.0	8	218.6	6	219.6
25	25	Samir Ben		R	12	Jenzer Motorsport		Tatuus F.4 T014 Abarth	219.9	12	219.5	13	211.7	7	211.3	4	211.3	8	214.7
26	27	Jorge Garciarce				Jenzer Motorsport		Tatuus F.4 T014 Abarth	219.9	2	219.0	4	218.6	5	217.3	3	216.4	14	218.2
27	68	Santiago Ramos				Jenzer Motorsport		Tatuus F.4 T014 Abarth	219.9	13	218.1	9	217.3	4	217.3	8	216.4	3	217.8
28	6	Sebastian Montoya				Prema Powerteam		Tatuus F.4 T014 Abarth	219.5	13	218.1	14	217.7	5	217.7	6	217.7	7	218.1
29	77	Pedro Perino		R	13	DR Formula		Tatuus F.4 T014 Abarth	219.5	2	219.5	6	219.5	14	219.0	4	216.8	8	218.8
30	8	Luke Browning				US Racing		Tatuus F.4 T014 Abarth	219.0	2	218.6	3	216.4	13	216.0	14	214.2	5	216.8
31	11	Levente Revesz		R	14	AKM Motorsport		Tatuus F.4 T014 Abarth	219.0	4	218.1	3	218.1	5	218.1	6	216.4	2	218.0
32	84	Francesco Simonazzi				BVM Racing		Tatuus F.4 T014 Abarth	219.0	14	218.6	8	216.8	7	216.4	2	216.4	3	217.4
33	37	Kacper Sztuka		R	15	AS Motorsport		Tatuus F.4 T014 Abarth	218.1	2	217.3	6	216.0	14	215.5	7	215.1	3	216.4
34	70	Tim Tramnitz				US Racing		Tatuus F.4 T014 Abarth	216.0	13	215.5	14	214.7	6	214.7	9	214.2	4	215.0
35	15	Nikita Bedrin		R	16	Van Amersfoort Racing		Tatuus F.4 T014 Abarth	215.1	4	214.2	3	184.9	1	35.9	2			162.5
36	7	Kirill Smal				Prema Powerteam		Tatuus F.4 T014 Abarth	185.2	1									185.2

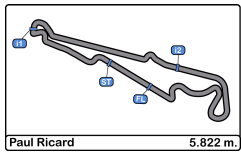


Paul Ricard
Italian F4 Championship powered
Race - 3



Fastest Laps Sequence

Lap	Time of Day	Session Time	N°	Driver	Nat	Cat	Team	Nat	Vehicle	Time	Km/h
2	16:14:16.088	4:14.088	70	Tim Tramnitz		DEU	US Racing		DEU Tatuus F.4 T014	2:05.507	166.9
3	16:16:21.591	6:19.591	70	Tim Tramnitz		DEU	US Racing		DEU Tatuus F.4 T014	2:05.503	167.0
4	16:18:27.076	8:25.076	70	Tim Tramnitz		DEU	US Racing		DEU Tatuus F.4 T014	2:05.485	167.0
4	16:18:31.156	8:29.156	8	Luke Browning		GBR	US Racing		DEU Tatuus F.4 T014	2:05.467	167.0
5	16:20:36.238	10:34.238	8	Luke Browning		GBR	US Racing		DEU Tatuus F.4 T014	2:05.082	167.5



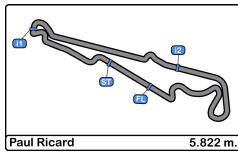
Paul Ricard
Italian F4 Championship powered
Race - 3



Event Best Maximum Speed

Paul Ricard 5.822 m.

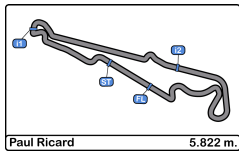
N°	Driver	Nat	Cat	Clas	Team	Nat	Vehicle	Km/h	Session
79	Georgios		R	1	Cram Motorsport Srl		Tatuus F.4 T014	228.3	Race - 2
15	Nikita Bedrin		R	2	Van Amersfoort Racing		Tatuus F.4 T014	227.3	Race - 2
41	Jonas Ried		R	3	BWT Muecke Motorsport		Tatuus F.4 T014	226.8	Race - 1
87	Oliver Bearman				Van Amersfoort Racing		Tatuus F.4 T014	226.8	Race - 2
88	Qubaisi Hamda Al				Prema Powerteam		Tatuus F.4 T014	225.9	Race - 1
23	Erick Zuniga				BWT Muecke Motorsport		Tatuus F.4 T014	225.9	Race - 2
36	Zanfari Suleiman				Cram Motorsport Srl		Tatuus F.4 T014	225.4	Race - 1
55	Victor Bernier				R-ACE GP		Tatuus F.4 T014	225.4	Race - 2
7	Kirill Smal				Prema Powerteam		Tatuus F.4 T014	225.4	Race - 2
68	Santiago Ramos				Jenzer Motorsport		Tatuus F.4 T014	225.4	Race - 2
13	Joshua Dufek				Van Amersfoort Racing		Tatuus F.4 T014	225.4	Race - 2
18	Cenyu Han				Van Amersfoort Racing		Tatuus F.4 T014	225.0	Race - 1
11	Levente Revesz		R	4	AKM Motorsport		Tatuus F.4 T014	225.0	Race - 1
24	Piotr Wisnicki				Jenzer Motorsport		Tatuus F.4 T014	225.0	Race - 1
84	Francesco Simonazzi				BVM Racing		Tatuus F.4 T014	225.0	Race - 1
86	Bence Valint				Van Amersfoort Racing		Tatuus F.4 T014	224.5	Race - 1
17	Leonardo Bizzotto		R	5	BVM Racing		Tatuus F.4 T014	224.5	Race - 1
35	Nicolas Baptiste		R	6	Cram Motorsport Srl		Tatuus F.4 T014	224.5	Race - 1
10	Joshua Dürksen				BWT Muecke Motorsport		Tatuus F.4 T014	224.5	Race - 1
20	Conrad Laursen		R	7	Prema Powerteam		Tatuus F.4 T014	224.5	Race - 1
12	Lorenzo Patrese		R	8	AKM Motorsport		Tatuus F.4 T014	224.5	Race - 2
28	Francesco Braschi		R	9	Jenzer Motorsport		Tatuus F.4 T014	224.5	Race - 3
83	Maya Weug		R	10	Iron Lynx Srl		Tatuus F.4 T014	224.0	Race - 3
73	Pietro Armani		R	11	Iron Lynx Srl		Tatuus F.4 T014	223.6	Race - 1
54	Marcus Amand		R	12	R-ACE GP		Tatuus F.4 T014	223.6	Race - 1
8	Luke Browning				US Racing		Tatuus F.4 T014	223.6	Race - 1
72	Leonardo Fornaroli				Iron Lynx Srl		Tatuus F.4 T014	223.6	Race - 2
69	Vlad Lomko				US Racing		Tatuus F.4 T014	223.1	Race - 1
56	Sami Meguetounifi				R-ACE GP		Tatuus F.4 T014	223.1	Race - 1
77	Pedro Perino		R	13	DR Formula		Tatuus F.4 T014	223.1	Race - 1
6	Sebastian Montoya				Prema Powerteam		Tatuus F.4 T014	222.6	Race - 1
22	Vittorio Catino		R	14	Cram Motorsport Srl		Tatuus F.4 T014	222.6	Race - 1
52	Eron Rexhepi		R	15	BVM Racing		Tatuus F.4 T014	222.6	Race - 1
27	Jorge Garciarce				Jenzer Motorsport		Tatuus F.4 T014	222.6	Race - 2
37	Kacper Sztuka		R	16	AS Motorsport		Tatuus F.4 T014	221.7	Race - 2
70	Tim Tramnitz				US Racing		Tatuus F.4 T014	220.4	Race - 1
25	Samir Ben		R	17	Jenzer Motorsport		Tatuus F.4 T014	220.4	Race - 2



Paul Ricard
Italian F4 Championship powered
Race - 3
Lap Chart



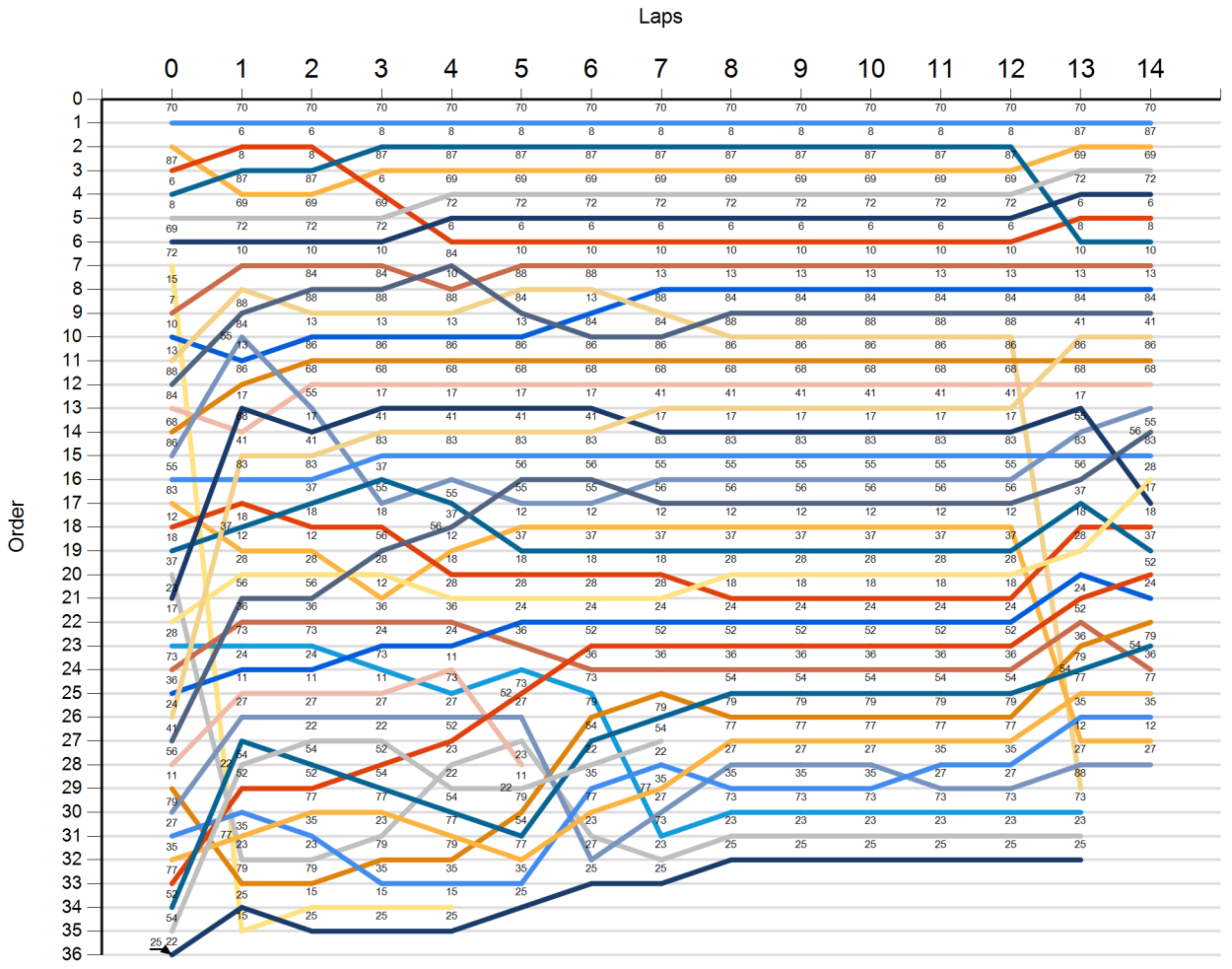
LAP																
Nr	Pos	Grid	1	2	3	4	5	6	7	8	9	10	11	12	13	14
70	1	70	70	70	70	70	70	70	70	70	70	70	70	70	70	70
87	2	87	6	6	8	8	8	8	8	8	8	8	8	8	87	87
6	3	6	8	8	87	87	87	87	87	87	87	87	87	87	69	69
8	4	8	87	87	6	69	69	69	69	69	69	69	69	69	72	72
69	5	69	69	69	69	72	72	72	72	72	72	72	72	72	6	6
72	6	72	72	72	72	6	6	6	6	6	6	6	6	6	8	8
15	7	15	10	10	10	84	10	10	10	10	10	10	10	10	10	10
7	8	7	88	84	84	10	88	88	13	13	13	13	13	13	13	13
10	9	10	84	88	88	88	84	13	88	84	84	84	84	84	84	84
13	10	13	55	13	13	13	13	84	84	88	88	88	88	88	41	41
88	11	88	13	86	86	86	86	86	86	86	86	86	86	86	86	86
84	12	84	86	68	68	68	68	68	68	68	68	68	68	68	68	68
68	13	68	17	55	17	17	17	17	41	41	41	41	41	41	17	55
86	14	86	68	17	41	41	41	41	17	17	17	17	17	17	55	56
55	15	55	41	41	83	83	83	83	83	83	83	83	83	83	83	83
83	16	83	83	83	37	55	56	56	55	55	55	55	55	55	56	28
12	17	12	18	37	55	37	55	55	56	56	56	56	56	56	37	17
18	18	18	37	18	18	56	12	12	12	12	12	12	12	12	18	18
37	19	37	12	12	56	12	37	37	37	37	37	37	37	37	28	37
23	20	23	28	28	28	18	18	18	18	28	28	28	28	28	24	52
17	21	17	56	56	12	28	28	28	28	18	18	18	18	18	52	24
28	22	28	36	36	36	36	24	24	24	24	24	24	24	24	36	79
73	23	73	73	73	24	24	36	52	52	52	52	52	52	52	79	54
36	24	36	24	24	73	11	73	36	36	36	36	36	36	36	54	36
24	25	24	11	11	11	73	52	73	79	54	54	54	54	54	77	77
41	26	41	27	27	27	27	27	79	54	79	79	79	79	79	35	35
56	27	56	54	22	22	52	23	54	22	77	77	77	77	77	12	12
11	28	11	22	54	52	23	11	22	35	27	27	27	35	35	27	27
79	29	79	52	52	54	22	22	35	77	35	35	35	27	27	88	
27	30	27	35	77	77	54	79	77	27	73	73	73	73	73	73	
35	31	35	77	35	23	77	54	23	73	23	23	23	23	23	23	
77	32	77	23	23	79	79	77	27	23	25	25	25	25	25	25	
52	33	52	79	79	35	35	35	25	25							
54	34	54	25	15	15	15	25									
22	35	22	15	25	25	25										
25	36	25														



Paul Ricard
Italian F4 Championship powered
Race - 3
Graphic Lap Chart













- 70
- 87
- 6
- 8
- 69
- 72
- 15
- 7
- 10
- 13
- 88
- 84
- 68
- 86
- 55
- 83
- 12
- 18
- 37
- 23
- 17
- 28
- 73
- 36
- 24
- 41
- 56
- 11
- 79
- 27
- 35
- 77
- 52
- 54
- 22
- 25





Paul Ricard
Italian F4 Championship powered
Race - 3
Pit Stop Analysis



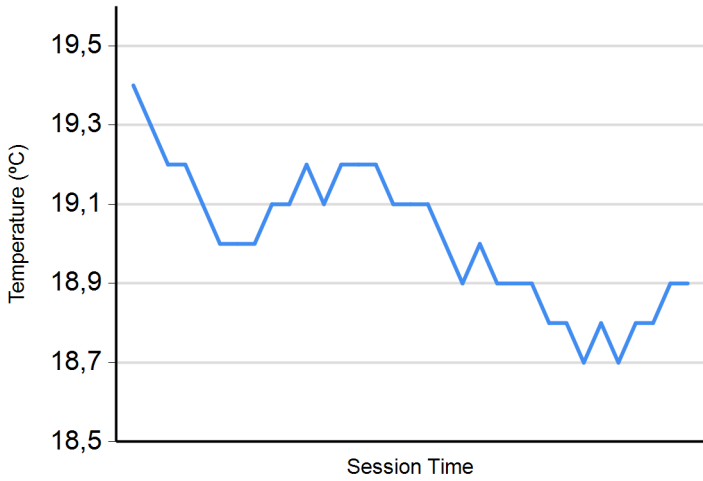
Nr.	In Day Time	Driver	Nat	Cat	Team	Nat	Vehicle	In Time	Stop N°	Pit Time	Handicap	Penalty
25	16:12:40.357	Samir Ben	 CHE	R	Jenzer Motorsport	 CHE	Tatuus F.4 T014 Abarth	2:38.821	1	2:50.032		
15	16:12:45.909	Nikita Bedrin	 RUS	R	Van Amersfoort Racing	 NLD	Tatuus F.4 T014 Abarth	2:44.373	1	1:37.609		
73	16:25:19.567	Pietro Armani	 ITA	R	Iron Lynx Srl	 ITA	Tatuus F.4 T014 Abarth	15:18.031	1	1:57.702		
23	16:25:28.578	Erick Zuniga	 MEX		BWT Muecke Motorsport	 ITA	Tatuus F.4 T014 Abarth	15:27.042	1	2:11.794		
27	16:36:12.350	Jorge Garciarce	 MEX		Jenzer Motorsport	 CHE	Tatuus F.4 T014 Abarth	26:10.814	1	51.214		



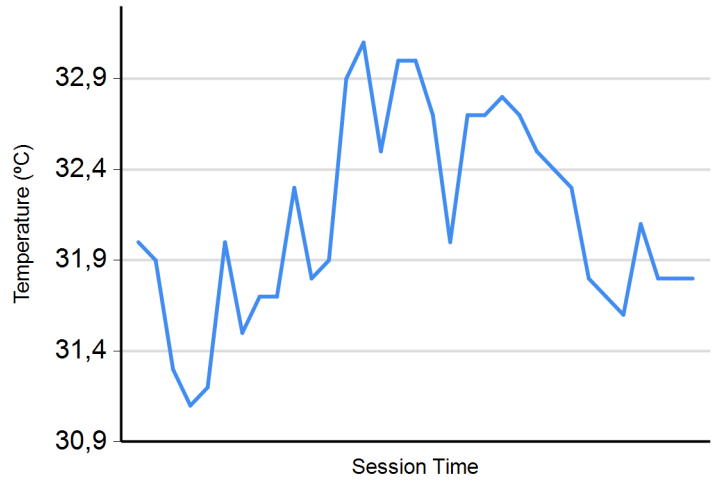
Paul Ricard
Italian F4 Championship powered
Race - 3
Weather Report



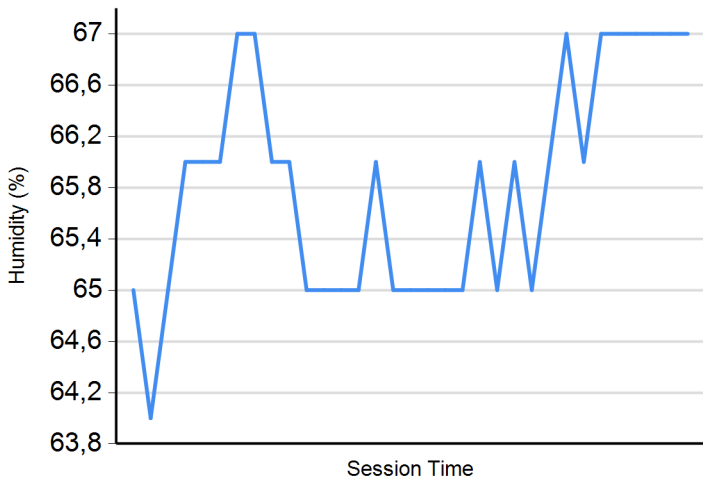
Air Temperature



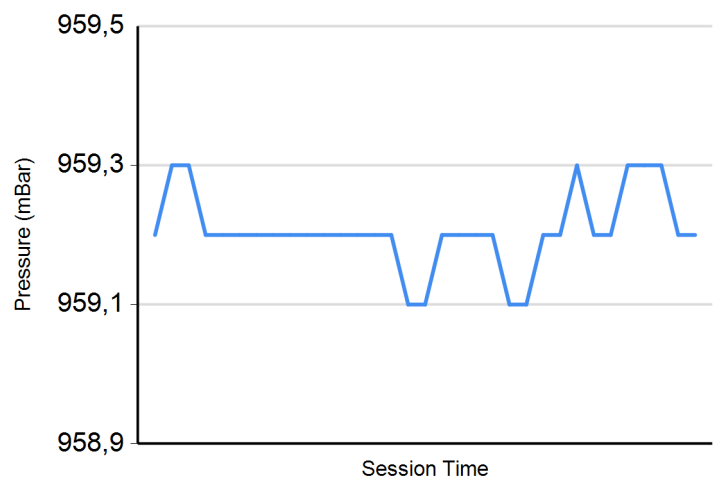
Track Temperature



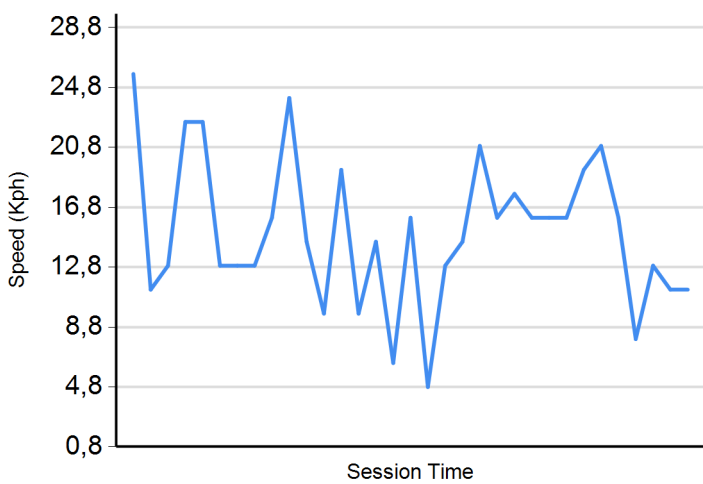
Humidity



Pressure



Wind Speed



Wind direction

