

TABLE OF CONTENTS

Quick Facts.....2
 2023-24 Roster.....3
 TV/Radio Roster.....4

Player Profiles

Dexter Akanno.....5-7
 Tyler Bilodeau.....8-9
 K.C. Ibekwe.....10-11
 Chol Marial.....12-13
 Felipe Palazzo.....14-15
 Jordan Pope.....16-17
 Michael Rataj.....18-19
 Justin Rochelin.....20-21
 Jayden Stevens.....22-23
 Christian Wright.....24-25
 DaJohn Craig.....26
 Grey Garrison.....26
 Josiah Lake II.....27
 Gavin Marrs.....27
 Nate Meithof.....28
 Thomas Ndong.....28

Coaching Staff

Wayne Tinkle.....29-31
 Eric Reveno.....32
 Marlon Stewart.....33
 Stephen Thompson.....34
 Roberto Nelson.....35
 Ryan Lawrence.....35
 Chandler Morrison.....36
 Dylan Rigol.....36

2022-23 Season

Results.....37
 Individual Statistics.....38
 Miscellaneous Statistics.....39-40
 Box Scores.....41-48

Records

Scoring.....49-50
 30-Point Scoring Games.....51-53
 Field Goals.....54-55
 Three-Pointers.....56-58
 Free Throws.....59-60
 Rebounds.....61-62
 Assists.....63-64
 Blocked Shots.....65-66
 Steals.....67-68
 Participation.....69-70
 Miscellaneous.....70
 Triple-Doubles.....71
 Double-Doubles.....71
 Team Single Game.....72
 Opponent Single Game.....72
 Coaching Records.....72
 All-Time 100-Point Games.....73
 Gill Coliseum Records.....73
 All-Time Overtime Games.....74
 Gill Coliseum Attendance.....75
 Gill Coliseum Records.....75
 Annual Statistical Leaders.....76-78
 Annual Team Statistics.....79
 Oregon State In The Polls.....80
 Streaks.....81

Yearly Results

Annual Win-Loss Record.....82-83
 Year-by-Year Results.....84-113
 Series Results vs. Pac-12.....114-122
 Series Results vs. Non-Conference.....123-128

Postseason

NCAA Tournament.....129-131
 NIT.....132
 CBI.....133
 Pac-12 Tournament.....134-136
 Postseason Records.....137

History

Honors and Awards.....138-140
 Slats Gill.....141
 Ralph Miller.....142
 Gary Payton.....143
 All-Time Greats.....144-147
 All-Time Player List.....148-150
 NBA Draft and Honors.....151
 Former Beavers in the NBA.....152-153



2022-23 OREGON STATE QUICK FACTS

GENERAL

Location.....	Corvallis, Ore.
Founded.....	1868
Enrollment.....	35,129
Nickname.....	Beavers
Colors.....	Orange and Black
Conference.....	Pac-12
Interim President.....	Jayathi Murthy
Athletic Faculty Representative.....	Colleen Bee
Vice President/Director of Athletics.....	Scott Barnes
Senior Women's Administrator.....	Jacque Bruns
Athletic Department Phone.....	541-737-2547
Ticket Office Phone.....	800-GO-BEAVS
Home Arena (Capacity).....	Gill Coliseum (9,301)
Web Site.....	www.osubeavers.com
Twitter/Instagram.....	@BeaverMBB
Pac-12 Web Site.....	www.pac-12.org

MEN'S BASKETBALL HISTORY

First Year.....	1901-02 (122nd year)
All-Time Record.....	1,797-1,425
All-Time Conference Record.....	821-891
Regular Season Titles.....	21
Last Regular Season Title.....	1990
All-Time Pac-12 Record (since 1978-79).....	344-472
Regular Season Titles.....	5
Last Regular Season Title.....	1990
NCAA Tournament Appearances.....	18 (15-21)
Last NCAA Tournament Appearance.....	2021
NIT Appearances.....	4 (3-4)
Last NIT Appearance.....	2005
CBI Appearances.....	4 (7-4)
Last CBI Appearance.....	2014

ATHLETIC COMMUNICATIONS

Men's Basketball Contact.....	Trevor Cramer
Office Phone.....	541-737-8898
Email.....	trevor.cramer@oregonstate.edu
Mailing Address.....	221 Gill Coliseum Corvallis, OR 97331

COACHING STAFF

Head Coach.....	Wayne Tinkle (10th Year)
Alma Mater.....	Montana, 2005
OSU Record.....	127-158 (10th year)
Pac-12 Record.....	58-109 (9th year)
Career Record.....	285-249 (17th year)
Associate Head Coach.....	Eric Reveno (2nd Year)
Alma Mater.....	Stanford, 1989
Assistant Coach.....	Marlon Stewart (6th Year)
Alma Mater.....	Washington State, 2008
Assistant Coach.....	Stephen Thompson (10th Year)
Alma Mater.....	Syracuse, 1990
Director of Basketball Operations.....	Ryan Lawrence (3rd year)
Alma Mater.....	Washington State, 2008
Assistant AD - Player Development.....	Roberto Nelson
Alma Mater.....	Oregon State, 2014
Graduate Assistant - Director of Video.....	Dylan Rigol
Basketball Office Phone.....	541-737-2076

SUPPORT STAFF

Strength & Conditioning Coach.....	Chandler Morrison
Athletic Trainer.....	Nick Bies

TEAM INFORMATION

2022-23 Record.....	11-21	
Home: 10-7	Away: 1-10	Neutral: 0-4
2022-23 Pac-12 Record.....	5-15	
Pac-12 Finish.....	11th	
Starters Returning/Lost.....	3/2	
Letterwinners Returning/Lost.....	10/4	
Newcomers.....	6	
Seniors (2).....	Dexter Akanno, Chol Marial	
Juniors (2).....	Nate Meithof, Christian Wright	
Sophomores (7).....	Tyler Bilodeau, KC Ibekwe, Felipe Palazzo, Jordan Pope, Michael Rataj, Justin Rochelin, Jayden Stevens	
Freshmen (5).....	DaJohn Craig, Grey Garrison, Josiah Lake, Gavin Marrs, Thomas Ndong	
Letterwinners Lost (4).....	Rodrigue Andela, Nick Krass, Dzmitry Ryuny, Glenn Taylor Jr.	



2023-24 NUMERICAL ROSTER

NO.	PLAYER	POS.	HT.	WT.	YR.	EXP.	HOMETOWN (HIGH SCHOOL/COLLEGE)
0	Jordan Pope	So.	G	6'2"	165	1L	Oakley, Calif. (Prolific Prep)
1	Christian Wright	Jr.	G	6'3"	185	1L	Alpharetta, Ga. (The Skill Factory/Georgia)
2	Josiah Lake>	Fr.	G	6'2"	175	HS	Tualatin, Ore. (Tualatin HS)
3	Gavin Marrs	Fr.	F	6'11"	210	HS	Ellensburg, Wash. (Ellensburg HS)
4	Dexter Akanno	Sr.	G	6'5"	210	2L	Valencia, Calif. (Blair Academy/Marquette)
5	Justin Rochelin	RSO.	G	6'5"	190	1L	Encino, Calif. (Heritage Christian School/Arizona St.)
10	Grey Garrison>	Fr.	F	6'7"	200	HS	Bellingham, Wash. (Sehome HS)
11	DaJohn Craig	Fr.	G	6'1"	160	HS	Indianapolis, Ind. (Lawrence Central HS)
12	Michael Rataj	So.	F	6'9"	205	1L	Augsburg, Germany (Ratiopharm Ulm)
13	Nate Meithof	Jr.	G	6'5"	190	TR	Salem, Ore. (McNary HS/College of Southern Idaho)
14	Jayden Stevens	So.	F	6'7"	190	1L	Spokane, Wash. (Gonzaga Prep)
15	Chol Marial	Sr.	C	7'2"	235	1L	Rumbek, South Sudan (Arizona Compass Prep/Maryland)
22	Thomas Ndong	Fr.	F	6'10"	245	HS	Montreal, Quebec (NBA Academy Latin America)
23	Felipe Palazzo>	So.	G	6'4"	200	1L	Tucuman, Argentina (Colegio Nueva Concepcion)
24	KC Ibekwe	So.	C	6'10"	287	1L	Coquitlam, B.C. (Centennial HS)
34	Tyler Bilodeau	So.	F	6'9"	220	1L	Kennewick, Wash. (Kamiakin HS)

2023-24 ALPHABETICAL ROSTER

NO.	PLAYER	POS.	HT.	WT.	YR.	EXP.	HOMETOWN (HIGH SCHOOL/COLLEGE)
4	Dexter Akanno	Sr.	G	6'5"	210	2L	Valencia, Calif. (Blair Academy/Marquette)
34	Tyler Bilodeau	So.	F	6'9"	220	1L	Kennewick, Wash. (Kamiakin HS)
11	DaJohn Craig	Fr.	G	6'1"	160	HS	Indianapolis, Ind. (Lawrence Central HS)
10	Grey Garrison>	Fr.	F	6'7"	200	HS	Bellingham, Wash. (Sehome HS)
24	KC Ibekwe	So.	C	6'10"	287	1L	Coquitlam, B.C. (Centennial HS)
2	Josiah Lake>	Fr.	G	6'2"	175	HS	Tualatin, Ore. (Tualatin HS)
15	Chol Marial	Sr.	C	7'2"	235	1L	Rumbek, South Sudan (Arizona Compass Prep/Maryland)
3	Gavin Marrs	Fr.	F	6'11"	210	HS	Ellensburg, Wash. (Ellensburg HS)
13	Nate Meithof	Jr.	G	6'5"	190	TR	Salem, Ore. (McNary HS/College of Southern Idaho)
22	Thomas Ndong	Fr.	F	6'10"	245	HS	Montreal, Quebec (NBA Academy Latin America)
23	Felipe Palazzo>	So.	G	6'4"	200	1L	Tucuman, Argentina (Colegio Nueva Concepcion)
0	Jordan Pope	So.	G	6'2"	165	1L	Oakley, Calif. (Prolific Prep)
12	Michael Rataj	So.	F	6'9"	205	1L	Augsburg, Germany (Ratiopharm Ulm)
5	Justin Rochelin	RSO.	G	6'5"	190	1L	Encino, Calif. (Heritage Christian School/Arizona St.)
14	Jayden Stevens	So.	F	6'7"	190	1L	Spokane, Wash. (Gonzaga Prep)
1	Christian Wright	Jr.	G	6'3"	185	1L	Alpharetta, Ga. (The Skill Factory/Georgia)

> walk-on

Head Coach: Wayne Tinkle (Montana, 2005) 10th Year

Associate Head Coach: Eric Reveno (Stanford, 1989) 2nd Year

Assistant Coach: Marlon Stewart (Washington State, 2008) 6th Year

Assistant Coach: Stephen Thompson (Syracuse, 1990) 10th Year

Director of Basketball Operations: Ryan Lawrence (Washington State, 2008) 3rd Year

Assistant Athletic Director - Player Development: Roberto Nelson (Oregon State 2014) 1st Year

Graduate Assistant - Director of Video: Dylan Rigol

Strength and Conditioning Coach: Chandler Morrison

Athletic Trainer: Nick Bies

OREGON STATE TV/RADIO ROSTER



#0
JORDAN POPE
 G • 6-2 • 165 • SO
 OAKLEY, CALIF.
 PROLIFIC PREP



#1
CHRISTIAN WRIGHT
 G • 6-3 • 185 • JR
 ALPHARETTE, GA.
 THE SKILL FACTORY



#2
JOSIAH LAKE II
 G • 6-3 • 175 • FR
 TUALATIN, ORE.
 TUALATIN HS



#3
GAVIN MARRS
 F • 7-0 • 210 • FR
 ELLENSBURG, WASH.
 ELLENSBURG HS



#4
DEXTER AKANNO
 G • 6-5 • 210 • SR
 VALENCIA, CALIF.
 BLAIR ACADEMY



#5
JUSTIN ROCHELIN
 G • 6-5 • 190 • SO
 ENCINO, CALIF.
 HERITAGE CHRISTIAN SCHOOL



#10
GREY GARRISON
 F • 6-7 • 200 • FR
 BELLINGHAM, WASH.
 SEHOME HS



#11
DAJOHN CRAIG
 G • 6-1 • 160 • FR
 INDIANAPOLIS, IND.
 LAWRENCE CENTRAL



#12
MICHAEL RATAJ
 F • 6-9 • 205 • SO
 AUGSBURG, GERMANY
 RATIOPHARM ULM



#13
NATE MEITHOF
 G • 6-5 • 190 • JR
 SALEM, ORE.
 MCNARY HS



#14
JAYDEN STEVENS
 F • 6-7 • 190 • SO
 SPOKANE, WASH.
 GONZAGA PREP



#15
CHOL MARIAL
 C • 7-2 • 235 • SR
 RUMBOK, SOUTH SUDAN
 ARIZONA COMPASS PREP



#22
TOMAS NDONG
 F • 6-10 • 245 • FR
 MONTREAL, QUEBEC
 NBA ACADEMY LATIN AMERICA



#23
FELIPE PALAZZO
 G • 6-4 • 200 • SO
 TUCUMAN, ARGENTINA
 COLEGIO NUEVO CONCEPCION




#24
KC IBEKWE
 C • 6-10 • 287 • SO
 COQUITLAM, B.C.
 CENTENNIAL HS



#34
TYLER BILODEAU
 F • 6-9 • 220 • SO
 KENNEWICK, WASH.
 KAMIKIN HS



WAYNE TINKLE
 HEAD COACH
 TENTH YEAR



ERIC REVENO
 ASSOCIATE HEAD COACH
 SECOND YEAR



MARLON STEWART
 ASSISTANT COACH
 SIXTH YEAR



STEPHEN THOMPSON
 ASSISTANT COACH
 TENTH YEAR



RYAN LAWRENCE
 DIRECTOR OF
 BASKETBALL OPERATIONS
 THIRD YEAR



ROBERTO NELSON
 ASSISTANT AD -
 PLAYER DEVELOPMENT
 FIRST YEAR

DEXTER AKANNO



Class: Senior
Hometown: Valencia, Calif.
High School: Blair Academy
Height/Weight: 6-5/210
Experience: 2L

Guard | #4

JUNIOR (2022-23): Played in all 32 games, making 26 starts ... Averaged 7.9 points and 2.4 rebounds per game ... Played 26.2 minutes per game ... Scored in double-figures 10 times ... Tallied 17 points vs. Oregon, shooting 5-for-8 from the floor and 3-for-4 from 3-point range ... Scored 16 points on 4-for-7 shooting from 3-point range at California (1/22) ... Tallied 20 points at Oregon (12/31) ... Scored 10 points on 4-for-7 shooting vs. Green Bay (12/18) ... Tallied 17 points vs. USC (12/4) ... Scored 13 points including the go-ahead 3-point play with eight seconds left vs. Washington (12/1) ... Scored 12 points vs. DUke (11/24) ... Dished out eight assists vs. Bushnell (11/15) ... Put up 15 points vs. Florida A&M (11/11) ... Scored 18 points vs. Tulsa in the season opener

SOPHOMORE (2021-22): Played in 29 games and started 17 ... Averaged 4.9 points, 2.1 rebounds, 0.8 assists and 0.3 steals in 19.6 minutes per game ... Scored in double figures in five games ... Tied career highs with four free throws and four rebounds at Washington (3/5) ... Had career highs with 12 points, five field goals and 38 minutes at Washington State (3/3) ... Tied career highs with two 3-pointers and four rebounds at Washington State (3/3) ... Tied career high with four rebounds against California (2/9) ... Tied career best with two 3-pointers at Colorado (2/5) ... Dished out a career-high three assists at Utah (2/3) ... Tied career highs two 3-pointers and four rebounds at Oregon (1/29) ... Tied career highs with two 3-pointers at UCLA (1/15) ... Made a career-best two 3-pointers against Utah (12/30) ... Tied a career high with four rebounds against Nicholls (12/21) ... Had a career-high four rebounds against Wake Forest (11/26) ... Got first career start against Princeton (11/21) and finished with nine points, four field goals and 23 minutes ... Made first career 3-pointer and had a career-best two steals at Tulsa (11/15) ... Got first career steal at Iowa State (11/12) ... Had two points, one rebound and one assist in his Oregon State debut against Portland State (11/9).

MARQUETTE: Attended Marquette University in 2019-20 and 2020-21 ... Played in 12 games and averaged 0.7 points and 0.6 rebounds in 5.3 minutes per game as a redshirt freshman ... Redshirted the 2019-20 season.

HIGH SCHOOL: Prepped at Blair Academy in New Jersey in 2018-19 and was an honorable mention Mid-Atlantic Prep League selection ... Helped lead Blair Academy to the league championship ... Graduated from Valencia High School in Valencia, Calif. in 2018 ... Averaged 15.0 points, 4.0 rebounds and 3.5 assists as a senior ... Was selected to the All-Santa Clara Valley First Team as a senior ... Averaged a team-best 13.8 points, 5.2 rebounds and 3.7 assists as a junior ... Named the Foothill League Co-Player of the Year following junior season ... Led the Vikings to the semifinals of the CIF-SS Division 2A playoffs in 2018 and to a share of the league title in 2017

PERSONAL: Born Sept. 16, 2000 in Los Angeles, Calif. ... Son of Mercy Eze ... Mother is a nurse practitioner ... Has two sisters, Chine and Cloma ... Chose Oregon State because of the "entire community atmosphere" ... Biggest athletic thrill to date is "receiving my first college offer" ... Favorite athlete is Kobe Bryant ... Hobbies are fashion and music ... Majoring in Pre-Communication.

CAREER HIGHS

Points: 20 at Oregon, 12/31/22
FG Made: 6, twice, last at Cal, 1/22/23
FG Attempted: 14 vs. Portland St., 11/27/22
3-PT Made: 4, twice, last at Cal, 1/22/23
3-PT Attempted: 8 vs. Portland St., 11/27/22
FT Made: 6 vs. Tulsa, 11/7/22
FT Attempted: 6, four times, last vs. Colorado, 1/28/23
Rebounds: 5, twice, last vs. Colorado, 1/28/23
Assists: 8 vs. Bushnell, 11/15/22
Blocked Shots: 1, three times, last at Wash. St., 2/16/23
Steals: 2, three times, at Stanford, 1/19/23
Minutes: 38 at Wash St, 3/3/22

OVERALL CAREER STATISTICS

YEAR	GP	GS	MIN	AVG	TOTAL			3-PTS			FT	FTA	PCT	REBOUNDS				PF	FO	AST	TO	BLK	STL	PTS	AVG
					FG	FGA	PCT	FG	FGA	PCT				OFF	DEF	TOT	AVG								
2021-22	29	17	567	19.6	52	139	.374	20	66	.303	18	26	.692	9	52	61	2.1	46	0	24	33	1	10	142	4.9
2022-23	32	26	839	26.2	81	228	.355	31	122	.254	59	79	.747	5	71	76	2.4	66	0	50	70	3	21	252	7.9
TOTAL	61	43	1406	23.0	133	367	.362	51	188	.271	77	105	.733	14	123	137	2.2	112	0	74	103	4	31	394	6.5

PAC-12 CONFERENCE CAREER STATISTICS

YEAR	GP	GS	MIN	AVG	TOTAL			3-PTS			FT	FTA	PCT	REBOUNDS				PF	FO	AST	TO	BLK	STL	PTS	AVG
					FG	FGA	PCT	FG	FGA	PCT				OFF	DEF	TOT	AVG								
2021-22	18	13	404	22.4	38	100	.380	16	47	.340	12	13	.923	9	30	39	2.2	33	0	19	28	0	5	104	5.8
2022-23	20	14	517	25.9	49	132	.371	22	73	.301	35	43	.814	3	42	45	2.3	33	0	27	43	2	9	155	7.8
TOTAL	38	27	921	24.2	87	232	.375	38	120	.317	47	56	.839	12	72	84	2.2	66	0	46	71	2	14	259	6.8

DEXTER AKANNO 2022-23 GAME-BY-GAME STATISTICS

OPPONENT	DATE	GS	MIN	TOTAL			3-PTS			FT	FTA	PCT	REBOUNDS					PF	FO	A	TO	BLK	STL	PTS	AVG
				FG	FGA	PCT	3FG	FGA	PCT				OFF	DEF	TOT	AVG									
TULSA	11/07/22	*	37	5	11	.455	2	5	.400	6	6	1.000	1	1	2	2.0	4	0	1	4	0	1	18	18.0	
FLORIDA A&M	11/11/22	*	31	4	10	.400	2	7	.286	5	6	.833	0	3	3	2.5	4	0	1	1	0	2	15	16.5	
BUSHNELL	11/15/22	*	32	2	7	.286	0	3	.000	0	0	.000	0	2	2	2.3	2	0	8	0	1	4	12.3		
PORTLAND ST.	11/19/22	*	36	2	9	.222	0	5	.000	2	3	.667	0	5	5	3.0	4	0	3	4	0	1	6	10.8	
VS DUKE	11/24/22	*	33	3	11	.273	2	6	.333	4	6	.667	0	2	2	2.8	1	0	1	1	0	0	12	11.0	
VS FLORIDA	11/25/22	*	26	3	9	.333	0	3	.000	2	4	.500	0	2	2	2.7	3	0	2	1	0	0	8	10.5	
VS PORTLAND ST.	11/27/22	*	29	4	14	.286	1	8	.125	0	2	.000	1	3	4	2.9	1	0	0	1	0	1	9	10.3	
WASHINGTON	12/01/22	*	33	4	10	.400	0	5	.000	5	5	1.000	0	4	4	3.0	2	0	1	4	1	0	13	10.6	
AT USC	12/04/22	*	36	5	9	.556	3	5	.600	4	4	1.000	0	4	4	3.1	3	0	6	4	0	0	17	11.3	
AT TEXAS A&M	12/11/22	*	18	2	6	.333	2	4	.500	0	0	.000	0	3	3	3.1	4	0	2	5	0	0	6	10.8	
SEATTLE U	12/15/22	*	26	2	7	.286	0	3	.000	2	2	1.000	0	1	1	2.9	2	0	2	2	1	2	6	10.4	
GREEN BAY	12/18/22	*	29	4	7	.571	0	3	.000	2	5	.400	0	4	4	3.0	2	0	3	1	0	0	10	10.3	
DENVER	12/21/22	*	8	0	1	.000	0	0	.000	1	2	.500	0	1	1	2.8	2	0	0	4	0	1	1	9.6	
AT OREGON	12/31/22	*	33	6	11	.545	4	6	.667	4	4	1.000	0	3	3	2.9	0	0	2	1	0	0	20	10.4	
AT UTAH	01/05/23	*	10	2	2	1.000	0	0	.000	0	0	.000	0	0	0	2.7	4	0	1	2	0	0	4	9.9	
AT COLORADO	01/07/23	*	26	4	11	.364	2	7	.286	0	0	.000	0	2	2	2.6	2	0	0	3	0	1	10	9.9	
ARIZONA	01/12/23	*	17	1	6	.167	0	3	.000	2	2	1.000	0	2	2	2.6	0	0	1	3	0	0	4	9.6	
ARIZONA ST.	01/14/23		23	1	5	.200	1	4	.250	2	2	1.000	0	0	0	2.4	3	0	3	3	0	1	5	9.3	
AT STANFORD	01/19/23	*	34	2	5	.400	0	1	.000	4	5	.800	0	4	4	2.5	0	0	1	0	0	2	8	9.3	
AT CALIFORNIA	01/22/23	*	32	6	10	.600	4	7	.571	0	2	.000	0	4	4	2.6	2	0	1	3	0	1	16	9.6	
UTAH	01/26/23	*	34	2	7	.286	0	2	.000	0	0	.000	1	1	2	2.6	1	0	0	0	1	4	9.3		
COLORADO	01/28/23	*	32	0	4	.000	0	2	.000	5	6	.833	0	5	5	2.7	1	0	3	4	0	0	5	9.1	
AT ARIZONA ST.	02/02/23	*	29	3	6	.500	2	5	.400	1	3	.333	0	2	2	2.7	4	0	1	3	0	0	9	9.1	
AT ARIZONA	02/04/23		16	1	6	.167	0	3	.000	0	0	.000	0	2	2	2.6	1	0	1	2	0	1	2	8.8	
UCLA	02/09/23		15	0	4	.000	0	2	.000	0	0	.000	0	1	1	2.6	0	0	0	1	0	0	0	8.5	
USC	02/11/23		24	2	7	.286	1	5	.200	1	1	1.000	1	2	3	2.6	2	0	0	2	0	0	6	8.4	
AT WASH ST.	02/16/23		16	1	3	.333	0	2	.000	0	0	.000	0	1	1	2.5	2	0	0	1	1	0	2	8.1	
AT WASHINGTON	02/18/23		20	1	4	.250	0	2	.000	0	0	.000	1	0	1	2.5	3	0	2	3	0	0	2	7.9	
OREGON	02/25/23	*	29	5	8	.625	3	4	.750	4	5	.800	0	1	1	2.4	2	0	2	0	0	1	17	8.2	
STANFORD	03/02/23	*	29	2	7	.286	1	5	.200	2	2	1.000	0	3	3	2.4	0	0	1	2	0	1	7	8.2	
CALIFORNIA	03/04/23	*	29	1	7	.143	1	3	.333	1	2	.500	0	1	1	2.4	1	0	1	2	0	0	4	8.1	
VS ARIZONA ST.	03/08/23	*	17	1	4	.250	0	2	.000	0	0	.000	0	2	2	2.4	4	0	0	3	0	3	2	7.9	
TOTALS			26	839	81	228	.355	31	122	.254	59	79	.747	5	71	76	2.4	66	0	50	70	3	21	252	7.9

GAMES PLAYED: 32

MINUTES/GAME: 26.2

POINTS/GAME: 7.9

FG PCT: 35.5

3FG PCT: 25.4

FT PCT: 74.7

REBOUNDS/GAME: 2.4

ASSISTS/GAME: 1.6

TURNOVERS/GAME: 2.2

ASSIST/TURNOVER RATIO: 0.7

STEALS/GAME: 0.7

BLOCKS/GAME: 0.1

DEXTER AKANNO 2021-22 GAME-BY-GAME STATISTICS

OPPONENT	DATE	GS	MIN	TOTAL			3-PTS			FT	FTA	PCT	REBOUNDS				PF	FO	A	TO	BLK	STL	PTS	AVG
				FG	FGA	PCT	3FG	FGA	PCT				OFF	DEF	TOT	AVG								
PORTLAND ST.	11/09/21		7	1	3	.333	0	2	.000	0	2	.000	0	1	1	1.0	1	0	1	0	0	0	2	2.0
AT IOWA ST.	11/12/21		12	0	3	.000	0	2	.000	1	2	.500	0	2	2	1.5	1	0	1	0	0	1	1	1.5
AT TULSA	11/15/21		11	1	4	.250	1	3	.333	0	0	.000	0	1	1	1.3	1	0	1	0	0	2	3	2.0
SAMFORD	11/18/21		6	0	1	.000	0	1	.000	0	0	.000	0	0	0	1.0	1	0	0	1	0	0	0	1.5
PRINCETON	11/21/21	*	23	4	6	.667	1	2	.500	0	0	.000	0	2	2	1.2	0	0	0	0	0	0	9	3.0
VS WAKE FOREST	11/26/21	*	23	3	5	.600	0	2	.000	4	4	1.000	0	4	4	1.7	2	0	0	1	0	1	10	4.2
VS PENN ST.	11/27/21	*	15	1	3	.333	1	1	1.000	0	0	.000	0	0	0	1.4	1	0	0	0	0	0	3	4.0
AT CALIFORNIA	12/02/21		13	1	4	.250	0	2	.000	0	0	.000	0	0	0	1.3	1	0	0	0	0	0	2	3.8
ARIZONA	12/05/21	*	11	0	2	.000	0	1	.000	2	2	1.000	1	2	3	1.4	3	0	1	4	0	0	2	3.6
UC DAVIS	12/14/21		18	1	3	.333	1	2	.500	0	2	.000	0	3	3	1.6	2	0	1	0	0	0	3	3.5
TEXAS A&M	12/18/21	*	12	0	3	.000	0	2	.000	0	0	.000	0	0	0	1.5	1	0	0	0	0	0	0	3.2
NICHOLLS	12/21/21		14	2	3	.667	0	0	.000	1	3	.333	0	4	4	1.7	1	0	1	2	0	0	5	3.3
UTAH	12/30/21	*	23	4	5	.800	2	2	1.000	0	0	.000	0	1	1	1.6	2	0	2	1	0	1	10	3.8
OREGON	01/10/22	*	15	1	2	.500	1	1	1.000	0	0	.000	0	0	0	1.5	2	0	0	1	0	0	3	3.8
AT USC	01/13/22	*	16	1	1	1.000	1	1	1.000	0	0	.000	0	3	3	1.6	3	0	1	3	0	1	3	3.7
AT UCLA	01/15/22	*	24	3	7	.429	2	5	.400	0	0	.000	2	1	3	1.7	3	0	2	1	0	0	8	4.0
WASHINGTON	01/20/22	*	14	2	8	.250	1	5	.200	1	1	1.000	0	1	1	1.6	1	0	0	1	0	0	6	4.1
AT OREGON	01/29/22	*	24	4	7	.571	2	3	.667	0	0	.000	2	2	4	1.8	2	0	1	3	0	0	10	4.4
AT UTAH	02/03/22	*	25	2	7	.286	0	4	.000	3	3	1.000	0	3	3	1.8	0	0	3	1	0	0	7	4.6
AT COLORADO	02/05/22	*	29	3	9	.333	2	4	.500	0	1	.000	0	1	1	1.8	0	0	0	0	0	1	8	4.8
CALIFORNIA	02/09/22	*	27	3	7	.429	1	3	.333	0	0	.000	0	4	4	1.9	2	0	1	3	0	0	7	4.9
STANFORD	02/12/22	*	22	2	6	.333	1	3	.333	0	0	.000	0	2	2	1.9	1	0	1	0	0	1	5	4.9
AT ARIZONA ST.	02/19/22		28	1	3	.333	0	1	.000	0	0	.000	1	0	1	1.9	2	0	2	2	0	0	2	4.7
USC	02/24/22		24	1	2	.500	0	0	.000	0	0	.000	1	2	3	1.9	2	0	1	0	0	0	2	4.6
UCLA	02/26/22		21	0	6	.000	0	4	.000	2	2	1.000	0	1	1	1.9	2	0	1	3	0	0	2	4.5
WASH. ST.	02/28/22		21	2	4	.500	1	3	.333	0	0	.000	0	1	1	1.8	3	0	0	1	0	0	5	4.5
AT WASH. ST.	03/03/22	*	38	5	12	.417	2	3	.667	0	0	.000	2	2	4	1.9	3	0	2	2	0	0	12	4.8
AT WASHINGTON	03/05/22	*	29	3	8	.375	0	2	.000	4	4	1.000	0	4	4	2.0	1	0	1	2	0	1	10	5.0
VS OREGON	03/09/22		22	1	5	.200	0	2	.000	0	0	.000	0	5	5	2.1	2	0	0	1	1	1	2	4.9
TOTALS		17	567	52	139	.374	20	66	.303	18	26	.692	9	52	61	2.1	46	0	24	33	1	10	142	4.9

GAMES PLAYED: 29

MINUTES/GAME: 19.6

POINTS/GAME: 4.9

FG PCT: 37.4

3FG PCT: 30.3

FT PCT: 69.2

REBOUNDS/GAME: 2.1

ASSISTS/GAME: 0.8

TURNOVERS/GAME: 1.1

ASSIST/TURNOVER RATIO: 0.7

STEALS/GAME: 0.3

BLOCKS/GAME: 0.0

TYLER BILODEAU



Class: Sophomore
Hometown: Kennewick, Wash.
High School: Kamiakin HS
Height/Weight: 6-9/220
Experience: 1L

Forward | #34

Freshman (2022-23): Played in all 32 games, making 13 starts ... Averaged 7.0 points and 3.9 rebounds per game ... Shot 45.7 percent from the floor ... Scored in double-figures 10 times ... Recorded 11 points and five rebounds vs. Cal (3/8) ... Scored 11 points on 5-for-7 shooting vs. Stanford (3/2) ... Scored 18 points on 7-for-11 shooting at Washington State (2/16) ... Scored 10 points and recorded a pair of steals against Arizona State (2/2) ... Knocked down two 3-pointers and scored eight points at Stanford (1/19) ... Made his first career start vs. Arizona State, scoring nine points ... Scored 18 points and pulled down six rebounds vs. Arizona (1/12) ... Pulled down 12 rebounds at Colorado (1/7) ... Tallied 11 points at Utah (1/5) ... Scored 10 points at Oregon (12/31) ... Tallied 11 points on 4-for-5 shooting vs. Seattle U (12/15) ... Put up nine points vs. Portland State (11/27) ... Scored 12 points vs. Florida (11/25) ... Put up seven points vs. Portland State (11/19) ... Scored eight points vs. Bushnell (11/15) ... Made his Oregon State debut in the season-opener vs. Tulsa

High School: Averaged 21.8 points and 9.8 rebounds per game as a junior and was named the Most Valuable Player and was selected All-First-Team in the MCC ... After his sophomore season, Bilodeau was named the Breakout Player of the Year in the State of Washington ... Played AAU with Washington Supreme and Oregon Prospects ... Played baseball his freshman and sophomore years at Kamiakin High School ... Also played club hockey and helped lead the team to fifth-place finishes at state as a sophomore and junior.

Personal: Father, Brent, was the 17th pick in 1991 NHL draft and played 12 years of professional and semi-pro hockey ... Mother, Cass, played in the ABL and WNBA for seven years ... Was a member of the Honor Roll ... Hobbies are fishing, boating, golfing, skiing, and spending time with family and friends ... Chose Oregon State because "I loved the coaches, the players and the culture. It represents everything we believe in and it feels like family."

CAREER HIGHS

Points: 18, two times, last at Wash. St., 2/16/23
FG Made: 7 at Wash. St., 2/16/23
FG Attempted: 12 vs. Arizona, 1/12/23
3-PT Made: 2, three times, last at Stanford, 1/19/23
3-PT Attempted: 4, twice, last vs. Arizona St., 1/14/23
FT Made: 7 vs. Arizona, 1/12/23
FT Attempted: 7 vs. Arizona, 1/12/23
Rebounds: 12 at Colorado, 1/7/23
Assists: 3 vs. FAMU, 11/11/22
Blocked Shots: 2, twice, last vs. Colorado, 1/28/23
Steals: 2, three times, last vs. Cal, 3/4/23
Minutes: 30 vs. Arizona, 1/12/23

OVERALL CAREER STATISTICS

YEAR	GP	GS	MIN	AVG	TOTAL			3-PTS			FT	FTA	PCT	REBOUNDS				PF	FO	AST	TO	BLK	STL	PTS	AVG
					FG	FGA	PCT	FG	FGA	PCT				OFF	DEF	TOT	AVG								
2022-23	32	13	628	19.6	84	184	.457	12	40	.300	44	54	.815	33	91	124	3.9	87	3	18	37	11	12	224	7.0
TOTAL	32	13	628	19.6	84	184	.457	12	40	.300	44	54	.815	33	91	124	3.9	87	3	18	37	11	12	224	7.0

PAC-12 CONFERENCE CAREER STATISTICS

YEAR	GP	GS	MIN	AVG	TOTAL			3-PTS			FT	FTA	PCT	REBOUNDS				PF	FO	AST	TO	BLK	STL	PTS	AVG
					FG	FGA	PCT	FG	FGA	PCT				OFF	DEF	TOT	AVG								
2022-23	20	12	425	21.3	57	130	.438	9	29	.310	29	35	.829	22	62	84	4.2	60	3	9	25	9	11	152	7.6
TOTAL	20	12	425	21.3	57	130	.438	9	29	.310	29	35	.829	22	62	84	4.2	60	3	9	25	9	11	152	7.6

TYLER BILODEAU 2022-23 GAME-BY-GAME STATISTICS

OPPONENT	DATE	GS	MIN	TOTAL			3-PTS			FT	FTA	PCT	REBOUNDS			PF	FO	A	TO	BLK	STL	PTS	AVG	
				FG	FGA	PCT	3FG	FGA	PCT				OFF	DEF	TOT									AVG
TULSA	11/07/22		11	1	3	.333	0	2	.000	0	0	.000	1	1	2	2.0	1	0	0	1	0	0	2	2.0
FLORIDA A&M	11/11/22		23	0	3	.000	0	1	.000	0	0	.000	3	3	6	4.0	2	0	3	1	0	1	0	1.0
BUSHNELL	11/15/22		18	3	5	.600	0	0	.000	2	3	.667	1	2	3	3.7	3	0	2	2	0	0	8	3.3
PORTLAND ST.	11/19/22		18	2	2	1.000	0	0	.000	3	4	.750	1	1	2	3.3	1	0	0	0	0	0	7	4.3
VS DUKE	11/24/22		3	1	1	1.000	0	0	.000	0	0	.000	0	0	0	2.6	4	0	0	1	0	0	2	3.8
VS FLORIDA	11/25/22		24	5	8	.625	2	3	.667	0	1	.000	1	2	3	2.7	2	0	1	0	1	0	12	5.2
VS PORTLAND ST.	11/27/22		19	3	5	.600	0	0	.000	3	4	.750	1	3	4	2.9	3	0	1	2	0	0	9	5.7
WASHINGTON	12/01/22		5	1	1	1.000	0	0	.000	1	2	.500	1	1	2	2.8	1	0	0	0	0	0	3	5.4
AT USC	12/04/22		9	0	4	.000	0	1	.000	0	0	.000	1	0	1	2.6	2	0	1	0	0	0	0	4.8
AT TEXAS A&M	12/11/22		10	0	3	.000	0	2	.000	0	0	.000	0	2	2	2.5	1	0	0	1	1	0	0	4.3
SEATTLE U	12/15/22		14	4	5	.800	1	1	1.000	2	2	1.000	0	3	3	2.5	1	0	0	1	0	0	11	4.9
GREEN BAY	12/18/22		21	2	8	.250	0	1	.000	2	2	1.000	0	5	5	2.8	4	0	0	1	0	0	6	5.0
DENVER	12/21/22		12	2	5	.400	0	1	.000	0	0	.000	0	3	3	2.8	1	0	1	0	0	0	4	4.9
AT OREGON	12/31/22		28	4	8	.500	0	2	.000	2	2	1.000	2	4	6	3.0	4	0	2	1	1	1	10	5.3
AT UTAH	01/05/23		16	5	7	.714	1	1	1.000	0	0	.000	1	2	3	3.0	2	0	0	0	0	0	11	5.7
AT COLORADO	01/07/23		26	2	5	.400	0	0	.000	0	0	.000	1	11	12	3.6	4	0	0	5	2	1	4	5.6
ARIZONA	01/12/23		30	5	12	.417	1	4	.250	7	7	1.000	2	4	6	3.7	3	0	1	1	0	2	18	6.3
ARIZONA ST.	01/14/23	*	25	3	10	.300	2	4	.500	1	2	.500	3	2	5	3.8	5	1	1	0	0	0	9	6.4
AT STANFORD	01/19/23	*	26	3	5	.600	2	2	1.000	0	0	.000	0	3	3	3.7	1	0	1	2	0	0	8	6.5
AT CALIFORNIA	01/22/23	*	17	1	6	.167	1	2	.500	0	0	.000	0	4	4	3.8	2	0	0	1	1	0	3	6.4
UTAH	01/26/23	*	27	2	6	.333	0	2	.000	3	4	.750	3	6	9	4.0	2	0	1	3	1	1	7	6.4
COLORADO	01/28/23	*	20	1	2	.500	0	1	.000	0	0	.000	0	0	0	3.8	3	0	0	0	2	0	2	6.2
AT ARIZONA ST.	02/02/23	*	26	4	8	.500	0	1	.000	2	2	1.000	0	2	2	3.7	3	0	1	1	0	2	10	6.3
AT ARIZONA	02/04/23	*	19	2	5	.400	0	1	.000	1	3	.333	1	1	2	3.7	4	0	0	0	1	1	5	6.3
UCLA	02/09/23	*	24	1	3	.333	0	1	.000	4	4	1.000	0	3	3	3.6	1	0	0	1	0	0	6	6.3
USC	02/11/23		13	1	7	.143	0	1	.000	0	0	.000	2	2	4	3.7	4	0	0	0	0	0	2	6.1
AT WASH. ST.	02/16/23		25	7	11	.636	0	1	.000	4	5	.800	0	5	5	3.7	4	0	0	1	0	0	18	6.6
AT WASHINGTON	02/18/23	*	25	4	11	.364	0	1	.000	0	0	.000	1	2	3	3.7	5	1	1	2	0	1	8	6.6
OREGON	02/25/23	*	17	3	6	.500	0	0	.000	0	0	.000	1	2	3	3.7	1	0	0	1	0	0	6	6.6
STANFORD	03/02/23	*	23	5	7	.714	1	2	.500	0	0	.000	2	4	6	3.7	4	0	0	3	0	0	11	6.7
CALIFORNIA	03/04/23	*	24	3	6	.500	1	2	.500	4	4	1.000	1	4	5	3.8	5	1	0	3	1	2	11	6.9
VS ARIZONA ST.	03/08/23	*	30	4	6	.667	0	0	.000	3	3	1.000	3	4	7	3.9	4	0	1	2	0	0	11	7.0
TOTALS		13	628	84	184	.457	12	40	.300	44	54	.815	33	91	124	3.9	87	3	18	37	11	12	224	7.0

GAMES PLAYED: 32
 MINUTES/GAME: 19.6
 POINTS/GAME: 7.0
 FG PCT: 45.7
 3FG PCT: 30.0
 FT PCT: 81.5

REBOUNDS/GAME: 3.9
 ASSISTS/GAME: 0.6
 TURNOVERS/GAME: 1.2
 ASSIST/TURNOVER RATIO: 0.5
 STEALS/GAME: 0.4
 BLOCKS/GAME: 0.3

KC IBEKWE



Class: Sophomore
Hometown: Coquitlam, B.C.
High School: Centennial HS
Height/Weight: 6-10/287
Experience: 1L

Center | #24

Personal: Son of Nigerian immigrants ... Given name is Favour ... Nickname K.C. was given by his parents, and stands for King of the City ... Primarily played soccer prior to taking up basketball in grade nine.

CAREER HIGHS

Points: 9 at Arizona St, 2/2/23
FG Made: 3, twice, last at Arizona St, 2/2/23
FG Attempted: 9 vs. USC, 2/11/23
3-PT Made: 0
3-PT Attempted: 0
FT Made: 3, twice, last vs. USC, 2/11/23
FT Attempted: 7 at Arizona, 2/4/23
Rebounds: 7, three times, last vs. USC, 2/11/23
Assists: 2 at Cal, 1/22/23
Blocked Shots: 5 vs. Colorado, 1/28/23
Steals: 0
Minutes: 24 at Arizona, 2/4/23

Freshman (2022-23): Appeared in 20 games, making three starts ... Averaged 2.6 points and 2.4 rebounds per game ... Blocked a team-high 21 shots on the season ... Made his first career start on Feb. 11 vs. USC ... Pulled down seven rebounds at Arizona (2/4) ... Scored nine points and pulled down seven rebounds at Arizona State (2/2) ... Had four points, five rebounds and five blocks vs. Colorado (1/28) ... Tallied six points and two blocks at Cal (1/22) ... Scored four points and tallied a block at Stanford (1/19) ... Pulled down three rebounds vs. Arizona (1/12) ... Played seven minutes at Oregon, scoring five points (12/31) ... Saw one minute of action against Green Bay (12/18) ... Made his collegiate debut Nov. 25 vs. Florida, scoring on his first shot.

Before Oregon State: Played for Canada at the FIBA U18 Americas Championship, playing in all six games at the event and averaging 5.2 rebounds per game ... Pulled down seven rebounds against Mexico at the U18 FIBA Americas ... Helped Canada place third at the U18 Americas ... Didn't start playing basketball until grade nine ... Averaged 29 points, 14 rebounds and eight blocks per contest during his grade 12 season

OVERALL CAREER STATISTICS

YEAR	GP	GS	MIN	AVG	TOTAL			3-PTS			FT	FTA	PCT	REBOUNDS				PF	FO	AST	TO	BLK	STL	PTS	AVG
					FG	FGA	PCT	FG	FGA	PCT				OFF	DEF	TOT	AVG								
2022-23	20	3	193	9.7	19	47	.404	0	0	.000	14	32	.438	20	28	48	2.4	26	0	3	20	21	0	52	2.6
TOTAL	20	3	193	9.7	19	47	.404	0	0	.000	14	32	.438	20	28	48	2.4	26	0	3	20	21	0	52	2.6

PAC-12 CONFERENCE CAREER STATISTICS

YEAR	GP	GS	MIN	AVG	TOTAL			3-PTS			FT	FTA	PCT	REBOUNDS				PF	FO	AST	TO	BLK	STL	PTS	AVG
					FG	FGA	PCT	FG	FGA	PCT				OFF	DEF	TOT	AVG								
2022-23	20	12	425	21.3	57	130	.438	9	29	.310	29	35	.829	22	62	84	4.2	60	3	9	25	9	11	152	7.6

KC IBEKWE 2022-23 GAME-BY-GAME STATISTICS

OPPONENT	DATE	GS	MIN	TOTAL			3-PTS			FT	FTA	PCT	REBOUNDS				PF	FO	A	TO	BLK	STL	PTS	AVG					
				FG	FGA	PCT	3FG	FGA	PCT				OFF	DEF	TOT	AVG													
TULSA	11/07/22		DNP																										
FLORIDA A&M	11/11/22		DNP																										
BUSHNELL	11/15/22		DNP																										
PORTLAND ST.	11/19/22		DNP																										
VS DUKE	11/24/22		DNP																										
VS FLORIDA	11/25/22		11	1	3	.333	0	0	.000	0	2	.000	0	0	0	0.0	0	0	0	0	1	0	2	2.0					
VS PORTLAND ST.	11/27/22		DNP																										
WASHINGTON	12/01/22		DNP																										
AT USC	12/04/22		DNP																										
AT TEXAS A&M	12/11/22		3	0	1	.000	0	0	.000	0	0	.000	0	0	0	0.0	1	0	0	0	0	0	0	0	1.0				
SEATTLE U	12/15/22		DNP																										
GREEN BAY	12/18/22		1	0	0	.000	0	0	.000	0	0	.000	0	0	0	0.0	0	0	0	0	0	0	0	0	0	0.7			
DENVER	12/21/22		DNP																										
AT OREGON	12/31/22		7	2	2	1.000	0	0	.000	1	1	1.000	0	1	1	0.3	2	0	0	0	0	0	5	1.8					
AT UTAH	01/05/23		2	1	1	1.000	0	0	.000	0	0	.000	0	0	0	0.2	2	0	0	2	0	0	2	1.8					
AT COLORADO	01/07/23		DNP																										
ARIZONA	01/12/23		1	0	1	.000	0	0	.000	0	1	.000	3	0	3	0.7	0	0	0	2	1	0	0	1.5					
ARIZONA ST.	01/14/23		DNP																										
AT STANFORD	01/19/23		7	1	2	.500	0	0	.000	2	3	.667	0	1	1	0.7	0	0	0	0	1	0	4	1.9					
AT CALIFORNIA	01/22/23		21	3	5	.600	0	0	.000	0	0	.000	2	2	4	1.1	0	0	2	0	2	0	6	2.4					
UTAH	01/26/23		9	0	1	.000	0	0	.000	0	0	.000	0	0	0	1.0	2	0	0	1	1	0	0	2.1					
COLORADO	01/28/23		19	1	2	.500	0	0	.000	2	2	1.000	2	3	5	1.4	3	0	0	3	5	0	4	2.3					
AT ARIZONA ST.	02/02/23		11	3	4	.750	0	0	.000	3	5	.600	4	3	7	1.9	1	0	0	2	1	0	9	2.9					
AT ARIZONA	02/04/23		24	2	5	.400	0	0	.000	2	7	.286	4	3	7	2.3	2	0	1	2	1	0	6	3.2					
UCLA	02/09/23		17	1	2	.500	0	0	.000	0	0	.000	0	1	1	2.2	2	0	0	1	1	0	2	3.1					
USC	02/11/23	*	16	0	9	.000	0	0	.000	3	5	.600	3	4	7	2.6	3	0	0	1	3	0	3	3.1					
AT WASH ST.	02/16/23	*	2	0	1	.000	0	0	.000	0	0	.000	0	0	0	2.4	1	0	0	2	0	0	0	2.9					
AT WASHINGTON	02/18/23		8	1	2	.500	0	0	.000	0	0	.000	0	3	3	2.4	1	0	0	2	2	0	2	2.8					
OREGON	02/25/23	*	17	1	2	.500	0	0	.000	1	4	.250	0	4	4	2.5	0	0	0	1	2	0	3	2.8					
STANFORD	03/02/23		8	2	3	.667	0	0	.000	0	0	.000	0	0	0	2.4	3	0	0	1	0	0	4	2.9					
CALIFORNIA	03/04/23		4	0	0	.000	0	0	.000	0	0	.000	0	0	0	2.3	2	0	0	0	0	0	0	2.7					
VS ARIZONA ST.	03/08/23		5	0	1	.000	0	0	.000	0	2	.000	2	3	5	2.4	1	0	0	0	0	0	0	2.6					
TOTALS		3	193	19	47	.404	0	0	.000	14	32	.438	20	28	48	2.4	26	0	3	20	21	0	52	2.6					

GAMES PLAYED: 20

MINUTES/GAME: 9.7

POINTS/GAME: 2.6

FG PCT: 40.4

FT PCT: 43.8

REBOUNDS/GAME: 2.4

ASSISTS/GAME: 0.2

TURNOVERS/GAME: 1.0

ASSIST/TURNOVER RATIO: 0.2

BLOCKS/GAME: 1.1

CHOL MARIAL



Class: Senior
Hometown: Rumbek, South Sudan
High School: Arizona Compass Prep
Height/Weight: 7-2/235
Experience: 1L

CENTER | #15

PERSONAL: Born Nov. 1, 1999 in Rumbek, South Sudan ... Son of Beny Chuar and Yar Gorjok ... Father is an elder in hometown village of thousands ... Has 16 brothers and sisters ... Grew up on a farm where his family raises its own cattle ... Cousin of Detroit Pistons center Thon Maker ... Chose Oregon State because “it’s a great school, has great coaches and I love the environment” ... Biggest athletic thrill to date is “winning the Big Ten Championship” ... Favorite athletes are Kobe Bryant and Kevin Durant ... Hobbies are sleeping and watching TV ... Majoring in Sociology.

CAREER HIGHS

Points: 7 vs Old Dominion, 11/25/20
FG Made: 3, twice, last vs Old Dominion, 11/25/20
FG Attempted: 5 vs Old Dominion, 11/25/20
3-PT Made: 1, twice, last vs. Florida 11/25/22
3-PT Attempted: 3 at Illinois, 1/10/21
FT Made: 3 at Purdue, 12/25/20
FT Attempted: 5 vs Wingate, 1/15/21
Rebounds: 6 vs. FAMU, 11/11/22
Assists: 1, 5X (vs. Florida 11/25/22)
Blocked Shots: 4 vs. Tulsa, 11/7/22
Steals: 1, four times, last vs. Florida 11/25/22
Minutes: 19, twice, last vs. Washington, 12/1/22

JUNIOR (2022-23): Played in nine games, making eight starts ... Averaged 2.2 points and 2.2 rebounds per game ... Missed the final 23 games of the season due to injury ... Made his Oregon State debut in the season-opener vs. Tulsa, starting the game and blocking four shots ... Scored five points vs. Florida on Nov. 25

JUNIOR (2021-22): Was ineligible for competition due to NCAA progress towards degree requirements stemming from his transfer from the University of Maryland.

MARYLAND: Attended the University of Maryland in 2019-20 and 2020-21 ... As a sophomore in 2020-21, he played in 18 games, with one start, and averaged 6.2 minutes ... Scored a career-high seven points against Old Dominion in 2020-21 ... As a freshman in 2019-20, he totaled 10 points, 19 rebounds and five blocks in 68 minutes of action... Missed the first 12 games of his freshman season with an injury ... Helped Maryland with the Big Ten Championship in 2020.

HIGH SCHOOL: Prepped at Arizona Compass Prep in Chandler, Ariz., in 2018-19 ... Was a four-star recruit by ESPN and Rivals after averaging 14 points, 13 rebounds and eight blocked shots per game ... Rated the No. 2 player in the state of Arizona and No. 58 nationally by ESPN.

OVERALL CAREER STATISTICS

YEAR	GP	GS	MIN	AVG	TOTAL			3-PTS			FT	FTA	PCT	REBOUNDS				PF	FO	AST	TO	BLK	STL	PTS	AVG
					FG	FGA	PCT	FG	FGA	PCT				OFF	DEF	TOT	AVG								
2022-23	9	8	118	13.1	7	22	.318	2	6	.333	4	4	1.000	4	16	20	2.2	23	0	2	10	11	2	20	2.2
TOTAL	9	8	118	13.1	7	22	.318	2	6	.333	4	4	1.000	4	16	20	2.2	23	0	2	10	11	2	20	2.2

PAC-12 CONFERENCE CAREER STATISTICS

YEAR	GP	GS	MIN	AVG	TOTAL			3-PTS			FT	FTA	PCT	REBOUNDS				PF	FO	AST	TO	BLK	STL	PTS	AVG
					FG	FGA	PCT	FG	FGA	PCT				OFF	DEF	TOT	AVG								
2022-23	2	2	35	17.5	3	6	.500	1	2	.500	0	0	.000	1	1	2	1.0	6	0	1	5	1	0	7	3.5
TOTAL	2	2	35	17.5	3	6	.500	1	2	.500	0	0	.000	1	1	2	1.0	6	0	1	5	1	0	7	3.5

CHOL MARIAL 2022-23 GAME-BY-GAME STATISTICS

OPPONENT	DATE	GS	MIN	TOTAL			3-PTS			FT			REBOUNDS			PF	FO	A	TO	BLK	STL	PTS	AVG	
				FG	FGA	PCT	3FG	FGA	PCT	FT	FTA	PCT	OFF	DEF	TOT									AVG
TULSA	11/07/22	*	16	0	1	.000	0	1	.000	0	0	.000	0	3	3	3.0	3	0	0	1	4	0	0.0	
FLORIDA A&M	11/11/22	*	18	1	6	.167	0	0	.000	2	2	1.000	1	5	6	4.5	4	0	0	0	1	4	2.0	
BUSHNELL	11/15/22	*	7	1	3	.333	0	0	.000	0	0	.000	0	1	1	3.3	3	0	0	1	2	0	2.0	
PORTLAND ST.	11/19/22		8	0	0	.000	0	0	.000	0	0	.000	0	2	2	3.0	1	0	0	1	0	0	1.5	
VS DUKE	11/24/22	*	19	0	2	.000	0	2	.000	2	2	1.000	1	0	1	2.6	4	0	0	2	2	0	1.6	
VS FLORIDA	11/25/22	*	13	2	4	.500	1	1	1.000	0	0	.000	0	4	4	2.8	2	0	1	0	2	1	2.2	
VS PORTLAND ST.	11/27/22	*	2	0	0	.000	0	0	.000	0	0	.000	1	0	1	2.6	0	0	0	0	0	0	1.9	
WASHINGTON	12/01/22	*	19	2	4	.500	0	0	.000	0	0	.000	1	0	1	2.4	3	0	1	2	1	0	2.1	
AT USC	12/04/22	*	16	1	2	.500	1	2	.500	0	0	.000	0	1	1	2.2	3	0	0	3	0	0	2.2	
AT TEXAS A&M	12/11/22		DNP																					
SEATTLE U	12/15/22		DNP																					
GREEN BAY	12/18/22		DNP																					
DENVER	12/21/22		DNP																					
AT OREGON	12/31/22		DNP																					
AT UTAH	01/05/23		DNP																					
AT COLORADO	01/07/23		DNP																					
ARIZONA	01/12/23		DNP																					
ARIZONA ST.	01/14/23		DNP																					
AT STANFORD	01/19/23		DNP																					
AT CALIFORNIA	01/22/23		DNP																					
UTAH	01/26/23		DNP																					
COLORADO	01/28/23		DNP																					
AT ARIZONA ST.	02/02/23		DNP																					
AT ARIZONA	02/04/23		DNP																					
UCLA	02/09/23		DNP																					
USC	02/11/23		DNP																					
AT WASH ST.	02/16/23		DNP																					
AT WASHINGTON	02/18/23		DNP																					
OREGON	02/25/23		DNP																					
STANFORD	03/02/23		DNP																					
CALIFORNIA	03/04/23		DNP																					
VS ARIZONA ST.	03/08/23		DNP																					
TOTALS		8	118	7	22	.318	2	6	.333	4	4	1.000	4	16	20	2.2	23	0	2	10	11	2	20	2.2

GAMES PLAYED: 9

MINUTES/GAME: 13.1

POINTS/GAME: 2.2

FG PCT: 31.8

3FG PCT: 33.3

FT PCT: 100.0

REBOUNDS/GAME: 2.2

ASSISTS/GAME: 0.2

TURNOVERS/GAME: 1.1

ASSIST/TURNOVER RATIO: 0.2

STEALS/GAME: 0.2

BLOCKS/GAME: 1.2

FELIPE PALAZZO



Class: Sophomore
Hometown: San Miguel de Tucuman, Argentina
High School: Colegio Nueva Concepcion
Height/Weight: 6-4/200
Experience: 1L

Guard | #23

CAREER HIGHS

Points: 0
FG Made: 0
FG Attempted: 0
3-PT Made: 0
3-PT Attempted: 0
FT Made: 0
FT Attempted: 0
Rebounds: 0
Assists: 0
Blocked Shots: 0
Steals: 0
Minutes: 1, vs. Bushnell, 11/15/23

Freshman (2022-23): Played in one game, seeing action vs. Bushnell on Nov. 15 ... Joined the squad as a walk-on after serving as a manager in 2021-22

Before Oregon State: Captain of his state team for seven straight years ... Regional Champion in 2014, 2016 and 2018 ... MVP of the Regional Club Championships in 2016 ... Helped Estudiantes de Tucuman to 18 championships in total

Personal: Son of Maria Emilia Saadi and Felipe Salvador Palazzo ... Has one sister, Maria Loudes Palazzo ... Intends to major in finance and business analytics ... Hopes to attend law school ... Is a magician ... Enjoys reading ... Chose Oregon State because "I choose Oregon State because "besides being far away from home they have always made me feel as if I was in Argentina. My teammates, my coaches and everyone working for/with the team are amazing. The culture encourages everyone to be a better athlete in and off the court."

OVERALL CAREER STATISTICS

YEAR	GP	GS	MIN	AVG	TOTAL			3-PTS			FT	FTA	PCT	REBOUNDS				PF	FO	AST	TO	BLK	STL	PTS	AVG	
					FG	FGA	PCT	FG	FGA	PCT				OFF	DEF	TOT	AVG									
2022-23	1	0	1	1.0	0	0	.000	0	0	.000	0	0	.000	0	0	0	0.0	0	0	0	0	0	0	0	0	0.0
TOTAL	1	0	1	1.0	0	0	.000	0	0	.000	0	0	.000	0	0	0	0.0	0	0	0	0	0	0	0	0	0.0

FELIPE PALAZZO 2022-23 GAME-BY-GAME STATISTICS

OPPONENT	DATE	GS	MIN	TOTAL			3-PTS			FT			REBOUNDS			PF	FO	A	TO	BLK	STL	PTS	AVG
				FG	FGA	PCT	3FG	FGA	PCT	FT	FTA	PCT	OFF	DEF	TOT								
TULSA	11/07/22		DNP																				
FLORIDA A&M	11/11/22		DNP																				
BUSHNELL	11/15/22	1		0	0	.000	0	0	.000	0	0	.000	0	0	0	0.0	0	0	0	0	0	0	0.0
PORTLAND ST.	11/19/22		DNP																				
VS DUKE	11/24/22		DNP																				
VS FLORIDA	11/25/22		DNP																				
VS PORTLAND ST.	11/27/22		DNP																				
WASHINGTON	12/01/22		DNP																				
AT USC	12/04/22		DNP																				
AT TEXAS A&M	12/11/22		DNP																				
SEATTLE U	12/15/22		DNP																				
GREEN BAY	12/18/22		DNP																				
DENVER	12/21/22		DNP																				
AT OREGON	12/31/22		DNP																				
AT UTAH	01/05/23		DNP																				
AT COLORADO	01/07/23		DNP																				
ARIZONA	01/12/23		DNP																				
ARIZONA ST.	01/14/23		DNP																				
AT STANFORD	01/19/23		DNP																				
AT CALIFORNIA	01/22/23		DNP																				
UTAH	01/26/23		DNP																				
COLORADO	01/28/23		DNP																				
AT ARIZONA ST.	02/02/23		DNP																				
AT ARIZONA	02/04/23		DNP																				
UCLA	02/09/23		DNP																				
USC	02/11/23		DNP																				
AT WASH ST.	02/16/23		DNP																				
AT WASHINGTON	02/18/23		DNP																				
OREGON	02/25/23		DNP																				
STANFORD	03/02/23		DNP																				
CALIFORNIA	03/04/23		DNP																				
VS ARIZONA ST.	03/08/23		DNP																				
TOTALS		0	1	0	0	.000	0	0	.000	0	0	.000	0	0	0	0.0	0	0	0	0	0	0	0.0

GAMES PLAYED: 1
 MINUTES/GAME: 1.0

JORDAN POPE



Class: Sophomore
Hometown: Oakley, Calif.
High School: Prolific Prep
Height/Weight: 6-2/165
Experience: 1L

Guard | #0

Personal: His biggest athletic thrill to date is “winning the Grind Session championship or going to Geico Nationals.” ... Chose Oregon State because: “I love the basketball program and the area around Corvallis. It’s a great opportunity and the best fit for myself and my athletic ability.”

CAREER HIGHS

Points: 23 vs. Portland St., 11/27/22
FG Made: 8 at Cal, 1/22/23
FG Attempted: 17 at Arizona St, 2/2/23
3-PT Made: 5 vs. Colorado, 1/28/23
3-PT Attempted: 12 at Arizona St, 2/2/23
FT Made: 10 vs. Portland St., 11/27/22
FT Attempted: 10 vs. Portland St., 11/27/22
Rebounds: 7 at Washington, 2/18/23
Assists: 7 vs. Bushnell, 11/15/22
Blocked Shots: 1, twice, last vs. Bushnell, 11/15/22
Steals: 3, twice, vs. Arizona, 1/12/23
Minutes: 39, three time, at Washington, 2/18/23

Freshman (2022-23): Pac-12 All-Freshman Team ... Averaged 12.6 points per game and knocked down 60 3-pointers on the season ... Set the Oregon State freshman record for 3-pointers made, and tied the freshman scoring record ... Led all Pac-12 freshmen in points, and finished second among freshmen in assists ... Three-time Pac-12 Freshman of the Week ... Scored in double-figures 23 times ... Played 1,074 minutes, the third-highest total by a freshman in Oregon State history ... Tallied 17 points vs. California (3/4) ... Scored 16 points vs. USC (2/11) ... Tallied 17 of his 19 points in the second half, and knocked down five 3-pointers vs. Colorado (1/28) ... Scored 19 points on 8-for-12 shooting at Cal (1/22) ... Tallied 14 points, four assists and three steals vs. Arizona (1/12) ... Put up 15 points on 6+-for-9 shooting vs. Seattle U (12/15) ... Tallied 15 points at Texas A&M (12/11) ... Put up 23 points vs. Portland State (11/27) ... Scored 12 points vs. Florida (11/25) ... Tallied 14 points vs. Duke on Nov. 24 ... Scored 14 points vs. Portland State (11/19) ... Put up 15 points, seven assists and six rebounds vs. Bushnell (11/15) ... Scored 14 points vs. Florida A&M, going 5-for-10 from the floor and notching three steals (11/11) ... Led the Beavers with 19 points in the season-opener vs. Tulsa.

High School: Attended Prolific Prep in Napa, Calif., ... Became the third all-time leading scorer in program history in just three years ... As a sophomore, he averaged 15.3 points per game and helped lead the team to a Grind Session championship ... As a junior, he was the sixth man and averaged 12.9 points per game ... As a senior, he averaged 17.8 points per game and was selected to the All-Grind Session First Team and named the Under the Radar Player of the Year ... He attended Freedom High School in Oakley, Calif., in 2018-19 and became the first freshman in school history to be selected First Team All-League after averaging 20.7 points per game ... Played AAU with Team Arsenal for two years and Oakland Soldiers for one year.

OVERALL CAREER STATISTICS

YEAR	GP	GS	MIN	AVG	TOTAL			3-PTS			FT	FTA	PCT	REBOUNDS				PF	FO	AST	TO	BLK	STL	PTS	AVG
					FG	FGA	PCT	FG	FGA	PCT				OFF	DEF	TOT	AVG								
2022-23	32	31	1074	33.6	141	333	.423	60	159	.377	61	73	.836	13	70	83	2.6	50	1	74	46	2	29	403	12.6
TOTAL	32	31	1074	33.6	141	333	.423	60	159	.377	61	73	.836	13	70	83	2.6	50	1	74	46	2	29	403	12.6

PAC-12 CONFERENCE CAREER STATISTICS

YEAR	GP	GS	MIN	AVG	TOTAL			3-PTS			FT	FTA	PCT	REBOUNDS				PF	FO	AST	TO	BLK	STL	PTS	AVG
					FG	FGA	PCT	FG	FGA	PCT				OFF	DEF	TOT	AVG								
2022-23	20	19	667	33.3	83	207	.401	38	98	.388	28	34	.824	11	38	49	2.5	35	1	40	29	0	17	232	11.6
TOTAL	20	19	667	33.3	83	207	.401	38	98	.388	28	34	.824	11	38	49	2.5	35	1	40	29	0	17	232	11.6

JORDAN POPE 2022-23 GAME-BY-GAME STATISTICS

OPPONENT	DATE	GS	MIN	TOTAL			3-PTS			FT	FTA	PCT	REBOUNDS					PF	FO	A	TO	BLK	STL	PTS	AVG
				FG	FGA	PCT	3FG	FGA	PCT				OFF	DEF	TOT	AVG									
TULSA	11/07/22	*	33	6	11	.545	2	4	.500	5	5	1.000	0	5	5	5.0	3	0	3	3	1	0	19	19.0	
FLORIDA A&M	11/11/22	*	31	5	10	.500	2	5	.400	2	3	.667	0	4	4	4.5	1	0	3	1	0	3	14	16.5	
BUSHNELL	11/15/22	*	35	6	13	.462	2	7	.286	1	2	.500	0	6	6	5.0	1	0	7	1	1	2	15	16.0	
PORTLAND ST.	11/19/22	*	34	5	11	.455	2	4	.500	2	3	.667	0	0	0	3.8	3	0	2	3	0	2	14	15.5	
VS DUKE	11/24/22	*	38	5	12	.417	1	6	.167	3	4	.750	1	4	5	4.0	0	0	2	2	0	2	14	15.2	
VS FLORIDA	11/25/22	*	39	4	10	.400	2	4	.500	2	2	1.000	0	2	2	3.7	1	0	5	0	0	1	12	14.7	
VS PORTLAND ST.	11/27/22	*	37	6	10	.600	1	3	.333	10	10	1.000	0	3	3	3.6	2	0	3	2	0	1	23	15.9	
WASHINGTON	12/01/22	*	35	1	7	.143	0	2	.000	4	4	1.000	0	2	2	3.4	2	0	5	2	0	0	6	14.6	
AT USC	12/04/22	*	34	4	10	.400	3	7	.429	0	0	.000	0	1	1	3.1	2	0	2	3	0	0	11	14.2	
AT TEXAS A&M	12/11/22	*	36	5	11	.455	2	6	.333	3	3	1.000	0	0	0	2.8	0	0	5	1	0	0	15	14.3	
SEATTLE U	12/15/22	*	26	6	9	.667	3	5	.600	0	0	.000	0	1	1	2.6	1	0	1	1	0	0	15	14.4	
GREEN BAY	12/18/22	*	24	3	5	.600	0	2	.000	2	4	.500	1	0	1	2.5	1	0	1	1	0	0	8	13.8	
DENVER	12/21/22	*	37	3	11	.273	2	5	.400	2	2	1.000	0	4	4	2.6	1	0	2	1	0	0	10	13.5	
AT OREGON	12/31/22	*	33	3	8	.375	2	3	.667	0	0	.000	0	2	2	2.6	1	0	0	1	0	2	8	13.1	
AT UTAH	01/05/23	*	32	3	5	.600	2	3	.667	0	0	.000	0	2	2	2.5	0	0	0	0	0	1	8	12.8	
AT COLORADO	01/07/23	*	29	2	11	.182	1	3	.333	0	0	.000	1	2	3	2.6	1	0	2	1	0	1	5	12.3	
ARIZONA	01/12/23	*	39	5	9	.556	3	6	.500	1	2	.500	0	3	3	2.6	1	0	4	2	0	3	14	12.4	
ARIZONA ST.	01/14/23	*	31	4	13	.308	1	5	.200	0	0	.000	2	3	5	2.7	5	1	2	2	0	1	9	12.2	
AT STANFORD	01/19/23	*	30	2	6	.333	2	5	.400	2	2	1.000	0	5	5	2.8	4	0	2	0	0	0	8	12.0	
AT CALIFORNIA	01/22/23	*	34	8	12	.667	2	6	.333	1	2	.500	0	2	2	2.8	0	0	4	0	0	1	19	12.4	
UTAH	01/26/23	*	32	5	11	.455	1	5	.200	0	0	.000	0	2	2	2.8	2	0	0	1	0	1	11	12.3	
COLORADO	01/28/23	*	36	7	15	.467	5	10	.500	0	0	.000	0	1	1	2.7	1	0	1	0	0	1	19	12.6	
AT ARIZONA ST.	02/02/23	*	37	5	17	.294	4	12	.333	0	0	.000	0	1	1	2.6	1	0	3	2	0	0	14	12.7	
AT ARIZONA	02/04/23	*	33	2	5	.400	1	2	.500	6	6	1.000	0	0	0	2.5	0	0	1	1	0	1	11	12.6	
UCLA	02/09/23	*	24	7	14	.500	3	4	.750	0	0	.000	1	0	1	2.4	3	0	2	4	0	1	17	12.8	
USC	02/11/23	*	34	6	14	.429	2	6	.333	2	3	.667	0	0	0	2.3	4	0	3	0	0	0	16	12.9	
AT WASH. ST.	02/16/23	*	35	4	9	.444	1	4	.250	0	0	.000	1	2	3	2.4	2	0	3	3	0	0	9	12.7	
AT WASHINGTON	02/18/23	*	39	5	10	.500	1	2	.500	0	0	.000	3	4	7	2.5	0	0	1	2	0	2	11	12.7	
OREGON	02/25/23	*	31	2	8	.250	1	3	.333	3	4	.750	0	1	1	2.5	2	0	1	1	0	1	8	12.5	
STANFORD	03/02/23	*	32	2	10	.200	1	5	.200	6	6	1.000	1	3	4	2.5	3	0	1	1	0	0	11	12.5	
CALIFORNIA	03/04/23	*	37	6	13	.462	2	5	.400	3	5	.600	2	2	4	2.6	1	0	3	3	0	1	17	12.6	
VS ARIZONA ST.	03/08/23	*	37	4	13	.308	3	10	.300	1	1	1.000	0	3	3	2.6	1	0	0	1	0	1	12	12.6	
TOTALS			31	1074	141	333	.423	60	159	.377	61	73	.836	13	70	83	2.6	50	1	74	46	2	29	403	12.6

GAMES PLAYED: 32

MINUTES/GAME: 33.6

POINTS/GAME: 12.6

FG PCT: 42.3

3FG PCT: 37.7

FT PCT: 83.6

REBOUNDS/GAME: 2.6

ASSISTS/GAME: 2.3

TURNOVERS/GAME: 1.4

ASSIST/TURNOVER RATIO: 1.6

STEALS/GAME: 0.9

BLOCKS/GAME: 0.1

MICHAEL RATAJ



Class: Sophomore
Hometown: Augsburg, Germany
High School: Ratiopharm Ulm
Height/Weight: 6-9/220
Experience: 1L

Forward | #12

Personal: Hobbies are swimming, cinema, fashion and shoes, and hanging out with friends ... Chose Oregon State because “they care for you, not just as an athlete, but they want you to develop as a person. I really think that is the right mindset. I also like the playing style the coaches want to play, and I think I can do well in their style.”

CAREER HIGHS

Points: 18 vs. Arizona, 1/14/23
FG Made: 6 vs. Arizona St., 1/14/23
FG Attempted: 10, twice, last at Washington, 2/18/23
3-PT Made: 2, six times, last at Wash. St., 2/16/23
3-PT Attempted: 4, three times, last vs. UCLA, 2/9/23
FT Made: 6 vs. Arizona, 1/12/23
FT Attempted: 9 vs. Arizona, 1/12/23
Rebounds: 9 vs. Denver, 12/21/22
Assists: 5 vs. Stanford, 3/2/23
Blocked Shots: 3 vs. Denver, 12/21/22
Steals: 3 vs. Arizona, 1/12/23
Minutes: 32 vs. Arizona St., 1/14/23

FRESHMAN (2022-23): Played in all 32 games, making 16 starts ... Averaged 6.1 points and 4.1 rebounds per game ... Shot 43.8 percent from the floor ... Averaged 20.9 minutes per game ... Finished the season third among Pac-12 freshman in rebounds per game and 10th in points per game ... Scored 11 points at Washington State (2/16) ... Put up 17 points on 6-for-9 shooting vs. Arizona State (1/14) ... Scored 18 points and pulled down five rebounds vs. Arizona (1/12) ... Tallied eight points on 4-for-7 shooting at Oregon (12/31) ... Scored nine points on 3-for-4 shooting vs. Seattle UI (12/15) ... Scored nine points on 4-for-5 shooting vs. Texas A&M (12/11) ... Made his first career start vs. Washington, going for eight points and seven rebounds (12/1) ... Put up 11 points on 5-for-6 shooting vs. Florida (11/25) ... Scored eight points on 4-for-4 shooting vs. Florida A&M (11/11) ... Made his Oregon State debut in the season-opener vs. Tulsa

Before Oregon State: Was selected to play for the German U15, U16 and U18 National teams ... Averaged 15.0 points, 6.6 rebounds and 2.4 steals for the FIBA U18 European Challengers in 2021 ... Competed with FC Bayern Basketball at the Germany Champions Cup ... Played for Ratiopharm Ulm in the German BBL and is the second-youngest player to compete in the EuroCup ... Also played for OrangeAcademy in the German professional third division.

OVERALL CAREER STATISTICS

YEAR	GP	GS	MIN	AVG	TOTAL			3-PTS			FT	FTA	PCT	REBOUNDS				PF	FO	AST	TO	BLK	STL	PTS	AVG
					FG	FGA	PCT	FG	FGA	PCT				OFF	DEF	TOT	AVG								
2022-23	32	16	670	20.9	74	169	.438	19	51	.373	28	47	.596	46	85	131	4.1	56	0	33	35	9	23	195	6.1
TOTAL	32	16	670	20.9	74	169	.438	19	51	.373	28	47	.596	46	85	131	4.1	56	0	33	35	9	23	195	6.1

PAC-12 CONFERENCE CAREER STATISTICS

YEAR	GP	GS	MIN	AVG	TOTAL			3-PTS			FT	FTA	PCT	REBOUNDS				PF	FO	AST	TO	BLK	STL	PTS	AVG
					FG	FGA	PCT	FG	FGA	PCT				OFF	DEF	TOT	AVG								
2022-23	20	12	433	21.7	51	119	.429	15	39	.385	17	29	.586	27	51	78	3.9	33	0	25	22	1	16	134	6.7
TOTAL	20	12	433	21.7	51	119	.429	15	39	.385	17	29	.586	27	51	78	3.9	33	0	25	22	1	16	134	6.7

MICHAEL RATAJ 2022-23 GAME-BY-GAME STATISTICS

OPPONENT	DATE	GS	MIN	TOTAL			3-PTS			FT	FTA	PCT	REBOUNDS				PF	FO	A	TO	BLK	STL	PTS	AVG
				FG	FGA	PCT	3FG	FGA	PCT				OFF	DEF	TOT	AVG								
TULSA	11/07/22		9	1	1	1.000	0	0	.000	0	0	.000	1	1	2	2.0	0	0	1	1	0	0	2	2.0
FLORIDA A&M	11/11/22		12	4	4	1.000	0	0	.000	0	0	.000	1	2	3	2.5	0	0	1	1	1	1	8	5.0
BUSHNELL	11/15/22		18	3	3	1.000	0	0	.000	0	0	.000	2	3	5	3.3	3	0	1	0	0	0	6	5.3
PORTLAND ST.	11/19/22		23	1	5	.200	0	1	.000	3	4	.750	2	4	6	4.0	4	0	0	2	0	0	5	5.3
VS DUKE	11/24/22		12	0	2	.000	0	0	.000	0	0	.000	0	0	0	3.2	0	0	0	0	0	0	0	4.2
VS FLORIDA	11/25/22		17	5	6	.833	1	2	.500	0	1	.000	1	3	4	3.3	2	0	0	0	0	1	11	5.3
VS PORTLAND ST.	11/27/22		22	0	4	.000	0	1	.000	2	2	1.000	0	6	6	3.7	1	0	1	0	2	1	2	4.9
WASHINGTON	12/01/22	*	30	3	5	.600	0	1	.000	2	2	1.000	2	5	7	4.1	0	0	4	2	0	0	8	5.3
AT USC	12/04/22	*	19	2	5	.400	0	0	.000	0	0	.000	3	1	4	4.1	3	0	0	0	1	0	4	5.1
AT TEXAS A&M	12/11/22	*	27	4	5	.800	1	2	.500	0	2	.000	2	1	3	4.0	1	0	0	1	1	1	9	5.5
SEATTLE U	12/15/22	*	20	3	4	.750	2	2	1.000	1	2	.500	1	1	2	3.8	3	0	0	3	1	0	9	5.8
GREEN BAY	12/18/22	*	17	1	4	.250	0	0	.000	0	0	.000	1	5	6	4.0	4	0	0	1	0	2	2	5.5
DENVER	12/21/22	*	29	1	6	.167	0	1	.000	2	3	.667	3	6	9	4.4	3	0	0	2	3	1	4	5.4
AT OREGON	12/31/22	*	19	4	7	.571	0	0	.000	0	0	.000	2	1	3	4.3	3	0	1	0	0	0	8	5.6
AT UTAH	01/05/23	*	22	3	8	.375	2	4	.500	0	0	.000	0	3	3	4.2	2	0	2	1	0	2	8	5.7
AT COLORADO	01/07/23	*	16	1	2	.500	1	2	.500	0	0	.000	0	2	2	4.1	3	0	0	3	0	1	3	5.6
ARIZONA	01/12/23		26	5	10	.500	2	4	.500	6	9	.667	3	2	5	4.1	2	0	0	0	0	3	18	6.3
ARIZONA ST.	01/14/23	*	32	6	9	.667	2	2	1.000	3	5	.600	2	2	4	4.1	3	0	3	2	0	2	17	6.9
AT STANFORD	01/19/23	*	17	1	6	.167	0	1	.000	1	2	.500	0	1	1	3.9	0	0	1	2	0	0	3	6.7
AT CALIFORNIA	01/22/23		20	3	6	.500	2	3	.667	0	2	.000	3	3	6	4.1	1	0	2	0	0	0	8	6.8
UTAH	01/26/23		18	3	6	.500	1	3	.333	1	2	.500	0	2	2	4.0	1	0	0	1	0	1	8	6.8
COLORADO	01/28/23		20	1	3	.333	1	1	1.000	2	4	.500	3	3	6	4.0	2	0	0	0	2	5	6.7	
AT ARIZONA ST.	02/02/23		17	1	4	.250	0	1	.000	0	0	.000	0	1	1	3.9	4	0	0	2	0	1	2	6.5
AT ARIZONA	02/04/23	*	25	2	5	.400	0	0	.000	1	2	.500	1	4	5	4.0	1	0	2	2	0	1	5	6.5
UCLA	02/09/23	*	18	1	4	.250	1	4	.250	0	0	.000	0	5	5	4.0	1	0	0	3	0	1	3	6.3
USC	02/11/23	*	19	1	4	.250	0	3	.000	0	0	.000	0	4	4	4.0	1	0	0	0	0	0	2	6.2
AT WASH. ST.	02/16/23		21	4	8	.500	2	3	.667	1	1	1.000	1	5	6	4.1	0	0	1	1	0	2	11	6.3
AT WASHINGTON	02/18/23	*	23	4	10	.400	0	2	.000	0	0	.000	2	1	3	4.0	1	0	0	2	0	0	8	6.4
OREGON	02/25/23		19	2	4	.500	1	1	1.000	0	0	.000	4	0	4	4.0	1	0	1	0	0	0	5	6.3
STANFORD	03/02/23	*	28	1	8	.125	0	3	.000	0	0	.000	1	2	3	4.0	1	0	5	0	0	0	2	6.2
CALIFORNIA	03/04/23		24	3	5	.600	0	1	.000	0	0	.000	0	4	4	4.0	3	0	3	1	0	0	6	6.2
VS ARIZONA ST.	03/08/23		31	0	6	.000	0	3	.000	3	4	.750	5	2	7	4.1	2	0	5	2	0	0	3	6.1
TOTALS		16	670	74	169	.438	19	51	.373	28	47	.596	46	85	131	4.1	56	0	33	35	9	23	195	6.1

GAMES PLAYED: 32

MINUTES/GAME: 20.9

POINTS/GAME: 6.1

FG PCT: 43.8

3FG PCT: 37.3

FT PCT: 59.6

REBOUNDS/GAME: 4.1

ASSISTS/GAME: 1.0

TURNOVERS/GAME: 1.1

ASSIST/TURNOVER RATIO: 0.9

STEALS/GAME: 0.7

BLOCKS/GAME: 0.3

JUSTIN ROCHELIN



Class: Redshirt-Sophomore
Hometown: Encino, Calif.
High School: Heritage Christian HS
Height/Weight: 6-5/190
Experience: 1L

Guard | #5

High School: Attended Heritage Christian School in Northridge, Calif. ... Was a consensus three-star prospect ... 247Sports.com ranked him the 51st best small forward in the country and the 29th best player at that position in the state of California ... Played in Nike's EYBL in the spring of 2019 and was heavily recruited before his commitment to Arizona State

CAREER HIGHS

Points: 9 vs. Green Bay, 12/18/22
FG Made: 3 vs. Green Bay, 12/18/22
FG Attempted: 6 vs. Green Bay, 12/18/22
3-PT Made: 2 vs. Green Bay, 12/18/22
3-PT Attempted: 4 vs. Green Bay, 12/18/22
FT Made: 4 vs. Denver, 12/21/22
FT Attempted: 4 vs. Denver, 12/21/22
Rebounds: 3 at Utah, 1/5/23
Assists: 1, twice, last at Cal, 1/22/23
Blocked Shots: 1, twice, last vs. Utah, 1/26/23
Steals: 5 vs. Seattle U, 12/15/22
Minutes: 26 vs. Denver, 12/21/22

Redshirt-Freshman (2022-23): Played in 10 games ... Missed the first nine games and the final 10 games of the season due to injury ... Averaged 2.8 points and 13.2 minutes per game ... Scored nine points vs. Green Bay (12/18) ... Recorded five steals vs. Seattle U (12/15) ... Made his collegiate debut at Texas A&M on Dec. 11 ... Missed the first nine games of the season due to injury.

Arizona State: Redshirted the 2021-22 season.

OVERALL CAREER STATISTICS

YEAR	GP	GS	MIN	AVG	TOTAL			3-PTS			FT	FTA	PCT	REBOUNDS				PF	FO	AST	TO	BLK	STL	PTS	AVG
					FG	FGA	PCT	FG	FGA	PCT				OFF	DEF	TOT	AVG								
2022-23	10	0	132	13.2	8	28	.286	5	15	.333	7	71.000	5	9	14	1.4	17	0	3	8	2	10	28	2.8	
TOTAL	10	0	132	13.2	8	28	.286	5	15	.333	7	71.000	5	9	14	1.4	17	0	3	8	2	10	28	2.8	

PAC-12 CONFERENCE CAREER STATISTICS

YEAR	GP	GS	MIN	AVG	TOTAL			3-PTS			FT	FTA	PCT	REBOUNDS				PF	FO	AST	TO	BLK	STL	PTS	AVG
					FG	FGA	PCT	FG	FGA	PCT				OFF	DEF	TOT	AVG								
2022-23	6	0	53	8.8	2	11	.182	2	7	.286	0	0	.000	1	4	5	0.8	9	0	2	4	1	3	6	1.0
TOTAL	6	0	53	8.8	2	11	.182	2	7	.286	0	0	.000	1	4	5	0.8	9	0	2	4	1	3	6	1.0

JUSTIN ROCHELIN 2022-23 GAME-BY-GAME STATISTICS

OPPONENT	DATE	GS	MIN	TOTAL			3-PTS			FT			REBOUNDS			AVG	PF	FO	A	TO	BLK	STL	PTS	AVG
				FG	FGA	PCT	3FG	FGA	PCT	FT	FTA	PCT	OFF	DEF	TOT									
TULSA	11/07/22		DNP																					
FLORIDA A&M	11/11/22		DNP																					
BUSHNELL	11/15/22		DNP																					
PORTLAND ST.	11/19/22		DNP																					
VS DUKE	11/24/22		DNP																					
VS FLORIDA	11/25/22		DNP																					
VS PORTLAND ST.	11/27/22		DNP																					
WASHINGTON	12/01/22		DNP																					
AT USC	12/04/22		DNP																					
AT TEXAS A&M	12/11/22		10	0	2	.000	0	1	.000	0	0	.000	0	1	1	1.0	1	0	0	0	1	2	0	0.0
SEATTLE U	12/15/22		19	1	4	.250	1	2	.500	2	2	1.000	1	1	2	1.5	4	0	1	1	0	5	5	2.5
GREEN BAY	12/18/22		24	3	6	.500	2	4	.500	1	1	1.000	1	1	2	1.7	1	0	0	2	0	9	4.7	
DENVER	12/21/22		26	2	5	.400	0	1	.000	4	4	1.000	2	2	4	2.3	2	0	0	1	0	8	5.5	
AT OREGON	12/31/22		7	0	1	.000	0	0	.000	0	0	.000	0	0	0	1.8	4	0	1	0	0	1	0	4.4
AT UTAH	01/05/23		13	1	4	.250	1	2	.500	0	0	.000	1	2	3	2.0	2	0	0	0	0	3	4.2	
AT COLORADO	01/07/23		4	0	0	.000	0	0	.000	0	0	.000	0	1	1	1.9	1	0	0	2	0	0	0	
3.GARIZONA	01/12/23		DNP																					
ARIZONA ST.	01/14/23		DNP																					
AT STANFORD	01/19/23		3	0	1	.000	0	1	.000	0	0	.000	0	0	0	1.6	1	0	0	1	0	1	0	3.1
AT CALIFORNIA	01/22/23		17	1	3	.333	1	2	.500	0	0	.000	0	1	1	1.6	1	0	1	0	0	1	3	3.1
UTAH	01/26/23		9	0	2	.000	0	2	.000	0	0	.000	0	0	0	1.4	0	0	0	1	1	0	0	2.8
COLORADO	01/28/23		DNP																					
AT ARIZONA ST.	02/02/23		DNP																					
AT ARIZONA	02/04/23		DNP																					
UCLA	02/09/23		DNP																					
USC	02/11/23		DNP																					
AT WASH ST.	02/16/23		DNP																					
AT WASHINGTON	02/18/23		DNP																					
OREGON	02/25/23		DNP																					
STANFORD	03/02/23		DNP																					
CALIFORNIA	03/04/23		DNP																					
VS ARIZONA ST.	03/08/23		DNP																					
TOTALS		0	132	8	28	.286	5	15	.333	7	7	1.000	5	9	14	1.4	17	0	3	8	2	10	28	2.8

GAMES PLAYED: 10
MINUTES/GAME: 13.2
POINTS/GAME: 2.8
FG PCT: 28.6
3FG PCT: 33.3
FT PCT: 100.0

REBOUNDS/GAME: 1.4
ASSISTS/GAME: 0.3
TURNOVERS/GAME: 0.8
ASSIST/TURNOVER RATIO: 0.4
STEALS/GAME: 1.0
BLOCKS/GAME: 0.2

JAYDEN STEVENS



Class: Sophomore
Hometown: Spokane, Wash.
High School: Gonzaga Prep
Height/Weight: 6-9/220
Experience: 1L

Guard | #14

Personal: Hobbies are listening to music, going on drives and going to the lake ... Biggest athletic thrill to date is “winning a state championship or winning the district championship on a halfcourt game winner.” ... Chose Oregon State because: “I loved Corvallis, the Oregon State fans and it felt like home when I visited. I feel like I have a good relationship with Coach Tinkle and all of the other coaches.”

CAREER HIGHS

Points: 9 vs. Portland St., 11/27/22
FG Made: 2 vs. Arizona St., 1/14/23
FG Attempted: 5 vs. Arizona St., 1/14/23
3-PT Made: 2 vs. Arizona St., 1/14/23
3-PT Attempted: 4 vs. Arizona St., 1/14/23
FT Made: 7 vs. Portland St., 11/27/22
FT Attempted: 8 vs. Portland St., 11/27/22
Rebounds: 4 vs. Portland St., 11/27/22
Assists: 2, twice, last vs. Arizona, 1/12/23
Blocked Shots: 1, twice, last vs. Arizona, 1/12/23
Steals: 2 vs. Arizona, 1/12/23
Minutes: 27 vs. Portland St., 11/27/22

FRESHMAN (2022-23): Played in 18 games, making one start ... Averaged 1.9 points and 1.5 rebounds per game ... Played 10.9 minutes per game ... Made his first career start vs. Arizona State (1/14), scoring six points on two made 3-pointers ... Put up nine points vs. Portland State, hitting seven free throws (11/27) ... Scored his first Oregon State points vs. Bushnell (11/15) ... Made his Oregon State debut in the season-opener vs. Tulsa

High School: Attended Gonzaga Prep and earned four letters in basketball and was a starter his junior and senior seasons ... Was a two-time team captain and was part of a team that won the state championship in 2018-19 ... Named Second Team All-State and a Greater Spokane League First-Team selection following his senior season when he averaged 19.4 points and 9.2 rebounds per game ... Was a Greater Spokane League Second-Team selection following his junior year ... Was the leading scorer in the state tournament and named to the All-State Tournament Team ... Played AAU with No Mercy Elite Club for six years and Seattle Rotary for one year.

OVERALL CAREER STATISTICS

YEAR	GP	GS	MIN	AVG	TOTAL			3-PTS			FT	FTA	PCT	REBOUNDS				PF	FO	AST	TO	BLK	STL	PTS	AVG
					FG	FGA	PCT	FG	FGA	PCT				OFF	DEF	TOT	AVG								
2022-23	18	1	196	10.9	9	30	.300	4	19	.211	13	20	.650	9	18	27	1.5	11	0	7	8	2	6	35	1.9
TOTAL	18	1	196	10.9	9	30	.300	4	19	.211	13	20	.650	9	18	27	1.5	11	0	7	8	2	6	35	1.9

PAC-12 CONFERENCE CAREER STATISTICS

YEAR	GP	GS	MIN	AVG	TOTAL			3-PTS			FT	FTA	PCT	REBOUNDS				PF	FO	AST	TO	BLK	STL	PTS	AVG
					FG	FGA	PCT	FG	FGA	PCT				OFF	DEF	TOT	AVG								
2022-23	9	1	109	12.1	6	18	.333	2	11	.182	5	8	.625	5	8	13	1.4	5	0	4	3	2	6	19	2.1
TOTAL	9	1	109	12.1	6	18	.333	2	11	.182	5	8	.625	5	8	13	1.4	5	0	4	3	2	6	19	2.1

JAYDEN STEVENS 2022-23 GAME-BY-GAME STATISTICS

OPPONENT	DATE	GS	MIN	TOTAL			3-PTS			FT	FTA	PCT	REBOUNDS				PF	FO	A	TO	BLK	STL	PTS	AVG
				FG	FGA	PCT	3FG	FGA	PCT				OFF	DEF	TOT	AVG								
TULSA	11/07/22		3	0	0	.000	0	0	.000	0	0	.000	0	0	0	0.0	1	0	0	0	0	0	0	0.0
FLORIDA A&M	11/11/22		6	0	1	.000	0	1	.000	0	0	.000	0	0	0	0.0	0	0	0	0	0	0	0	0.0
BUSHNELL	11/15/22		12	1	2	.500	1	2	.500	0	0	.000	0	2	2	0.7	1	0	0	2	0	0	3	1.0
PORTLAND ST.	11/19/22		DNP																					
VS DUKE	11/24/22		11	0	1	.000	0	1	.000	0	0	.000	0	2	2	1.0	0	0	0	0	0	0	0	0.8
VS FLORIDA	11/25/22		13	0	2	.000	0	1	.000	0	2	.000	0	3	3	1.4	1	0	1	0	0	0	0	0.6
VS PORTLAND ST.	11/27/22		27	1	3	.333	0	1	.000	7	8	.875	2	2	4	1.8	2	0	2	3	0	0	9	2.0
WASHINGTON	12/01/22		DNP																					
AT USC	12/04/22		5	0	1	.000	0	1	.000	0	0	.000	0	0	0	1.6	1	0	0	0	1	0	0	1.7
AT TEXAS A&M	12/11/22		7	1	2	.500	1	1	1.000	1	2	.500	2	1	3	1.8	0	0	0	0	0	0	4	2.0
SEATTLE U	12/15/22		DNP																					
GREEN BAY	12/18/22		6	0	1	.000	0	1	.000	0	0	.000	0	0	0	1.6	0	0	0	0	0	0	0	1.8
DENVER	12/21/22		2	0	0	.000	0	0	.000	0	0	.000	0	0	0	1.4	1	0	0	0	0	0	0	1.6AT
OREGON	12/31/22		DNP																					
AT UTAH	01/05/23		DNP																					
AT COLORADO	01/07/23		10	1	1	1.000	0	0	.000	0	0	.000	0	2	2	1.5	0	0	0	0	0	0	2	1.6
ARIZONA	01/12/23		15	1	3	.333	0	2	.000	0	0	.000	0	1	1	1.4	1	0	2	0	1	2	2	1.7
ARIZONA ST.	01/14/23	*	23	2	5	.400	2	4	.500	0	0	.000	1	2	3	1.5	0	0	0	0	0	0	6	2.0
AT STANFORD	01/19/23		5	0	1	.000	0	1	.000	0	0	.000	0	0	0	1.4	1	0	0	2	0	1	0	1.9AT
CALIFORNIA	01/22/23		DNP																					
UTAH	01/26/23		DNP																					
COLORADO	01/28/23		DNP																					
AT ARIZONA ST.	02/02/23		DNP																					
AT ARIZONA	02/04/23		DNP																					
UCLA	02/09/23		DNP																					
USC	02/11/23		DNP																					
AT WASH. ST.	02/16/23		17	1	2	.500	0	1	.000	0	0	.000	0	1	1	1.4	1	0	1	1	0	1	2	1.9
AT WASHINGTON	02/18/23		16	0	3	.000	0	1	.000	1	2	.500	1	0	1	1.4	1	0	1	0	0	1	1	1.8
OREGON	02/25/23		DNP																					
STANFORD	03/02/23		10	0	1	.000	0	1	.000	3	4	.750	3	0	3	1.5	0	0	0	0	0	1	3	1.9
CALIFORNIA	03/04/23		8	1	1	1.000	0	0	.000	1	2	.500	0	2	2	1.5	0	0	0	0	0	0	3	1.9
VS ARIZONA ST.	03/08/23		DNP																					
TOTALS		1	196	9	30	.300	4	19	.211	13	20	.650	9	18	27	1.5	11	0	7	8	2	6	35	1.9

GAMES PLAYED: 18
MINUTES/GAME: 10.9
POINTS/GAME: 1.9
FG PCT: 30.0
3FG PCT: 21.1
FT PCT: 65.0

REBOUNDS/GAME: 1.5
ASSISTS/GAME: 0.4
TURNOVERS/GAME: 0.4
ASSIST/TURNOVER RATIO: 0.9
STEALS/GAME: 0.3
BLOCKS/GAME: 0.1

CHRISTIAN WRIGHT



Class: Junior
Hometown: Alpharetta, Ga.
High School: The Skill Factory
Height/Weight: 6-3/185
Experience: 1L

Guard | #1

High School: Played three seasons at The Skill Factory in Woodstock, Ga. ... Averaged 27.0 points, 5.0 rebounds, 4.0 assists and 3.0 steals while playing for the post-graduate team in 2020-21 and led them to the Phenom National Championship ... Played his freshman and sophomore seasons at Milton High School and scored 1,000 points in those two years ... Following his sophomore campaign in 2018, he was named to the Georgia Athletic Coaches Association (GACA) Class 7A North All-State Team and earned honorable mention All-State recognition by the Atlanta Journal-Constitution for Class 7A.

CAREER HIGHS

- Points:** 17 vs. Memphis, 12/1/21
- FG Made:** 5 vs. Memphis, 12/1/21
- FG Attempted:** 12 vs. Memphis, 12/1/21
- 3-PT Made:** 2 vs. ETSU, 12/22/21
- 3-PT Attempted:** 4, twice, last vs. UCLA, 2/9/23
- FT Made:** 10 at South Carolina 1/22/22
- FT Attempted:** 12 at South Carolina 1/22/22
- Rebounds:** 6 vs. Memphis 12/1/21
- Assists:** 5 vs. Tennessee 3/1/22
- Blocked Shots:** 2 at Cincinnati 11/13/21
- Steals:** 3 vs. South Carolina St. 11/16/21
- Minutes:** 38 vs. Memphis, 12/1/21

Sophomore (2022-23): Played in 19 games, making five starts ... Missed the first nine games of the season after suffering an injury during Oregon State's summer tour of Italy ... Averaged 14.3 minutes and 2.2 points per game ... Recorded four assists vs. Oregon (2/25) ... Scored six points in 23 minutes at Arizona State (2/2) ... Made his first Oregon State start at Colorado (1/7) ... Scored six points vs. Green Bay (12/18) ... Had four assists vs. Seattle U (12/15) ... Made his Oregon State debut at Texas A&M (12/11)

Georgia: Was one of only three players to see action in all 32 games for the Georgia Bulldogs in 2021-22 ... Started 11 games, including the final five of the year ... Averaged 5.3 points, 2.2 rebounds, 2.0 assists in 22.0 minutes per game ... Had career highs with 17 points and six rebounds against No. 18 Memphis ... Scored 16 points against No. 2 Auburn ... Free throw percentage of 86.1% (68-for-79) is the fifth-best single-season mark in Georgia history.

OVERALL CAREER STATISTICS

YEAR	GP	GS	MIN	TOTAL			3-POINT			F-THROW			REBOUNDS					PF	FO	AST	TO	BLK	STL	PTS	AVG
				AVG	FG	FGA	PCT	FG	FGA	PCT	FT	FTA	PCT	OFF	DEF	TOT	AVG								
2022-23	19	5	272	14.3	9	52	.173	2	29	.069	22	25	.880	3	15	18	0.9	23	0	19	10	1	8	42	2.2
TOTAL	19	5	272	14.3	9	52	.173	2	29	.069	22	25	.880	3	15	18	0.9	23	0	19	10	1	8	42	2.2

PAC-12 CONFERENCE CAREER STATISTICS

YEAR	GP	GS	MIN	TOTAL			3-PTS			REBOUNDS					PF	FO	AST	TO	BLK	STL	PTS	AVG			
				AVG	FG	FGA	PCT	FG	FGA	PCT	FT	FTA	PCT	OFF									DEF	TOT	AVG
2022-23	15	5	224	14.9	6	43	.140	2	26	.077	13	15	.867	2	14	16	1.1	15	0	13	8	1	5	27	1.8

CHRISTIAN WRIGHT 2022-23 GAME-BY-GAME STATISTICS

OPPONENT	DATE	GS	MIN	TOTAL			3-PTS			FT			REBOUNDS			PF	FO	A	TO	BLK	STL	PTS	AVG	
				FG	FGA	PCT	3FG	FGA	PCT	FT	FTA	PCT	OFF	DEF	TOT									AVG
TULSA	11/07/22		DNP																					
FLORIDA A&M	11/11/22		DNP																					
BUSHNELL	11/15/22		DNP																					
PORTLAND ST.	11/19/22		DNP																					
VS DUKE	11/24/22		DNP																					
VS FLORIDA	11/25/22		DNP																					
VS PORTLAND ST.	11/27/22		DNP																					
WASHINGTON	12/01/22		DNP																					
AT USC	12/04/22		DNP																					
AT TEXAS A&M	12/11/22		9	1	3	.333	0	1	.000	0	0	.000	0	0	0	0.0	4	0	0	0	0	0	2	2.0
SEATTLE U	12/15/22		14	0	2	.000	0	1	.000	3	4	.750	0	0	0	0.0	2	0	4	2	0	2	3	2.5
GREEN BAY	12/18/22		10	2	4	.500	0	1	.000	2	2	1.000	1	1	2	0.7	0	0	1	0	0	1	6	3.7
DENVER	12/21/22		DNP																					
AT OREGON	12/31/22		17	1	4	.250	0	1	.000	2	2	1.000	0	1	1	0.8	1	0	0	0	0	0	4	3.8
AT UTAH	01/05/23		20	2	8	.250	0	3	.000	1	1	1.000	0	4	4	1.4	1	0	4	0	0	0	5	4.0
AT COLORADO	01/07/23	*	10	0	4	.000	0	1	.000	0	0	.000	0	0	0	1.2	0	0	0	0	0	1	0	3.3
AT STANFORD	01/19/23		8	0	1	.000	0	1	.000	0	0	.000	0	1	1	1.1	2	0	0	0	0	0	0	2.9
AT CALIFORNIA	01/22/23		6	0	1	.000	0	1	.000	0	0	.000	0	0	0	1.0	2	0	0	0	0	0	0	2.5
UTAH	01/26/23		10	0	1	.000	0	1	.000	1	2	.500	0	0	0	0.9	2	0	0	0	0	0	1	2.3
COLORADO	01/28/23		6	0	1	.000	0	1	.000	0	0	.000	0	0	0	0.8	0	0	0	0	0	0	0	2.1
AT ARIZONA ST.	02/02/23		23	1	2	.500	1	2	.500	3	4	.750	0	2	2	0.9	1	0	2	1	0	1	6	2.5
AT ARIZONA	02/04/23		8	0	2	.000	0	2	.000	0	0	.000	0	0	0	0.8	0	0	1	0	0	0	0	2.3
UCLA	02/09/23	*	30	0	5	.000	0	4	.000	2	2	1.000	1	1	2	0.9	1	0	0	3	0	1	2	2.2
USC	02/11/23	*	23	0	2	.000	0	1	.000	2	2	1.000	1	0	1	0.9	0	0	0	1	1	0	2	2.2
AT WASH. ST.	02/16/23	*	24	2	3	.667	1	1	1.000	0	0	.000	0	4	4	1.1	2	0	1	1	0	1	5	2.4
AT WASHINGTON	02/18/23	*	13	0	4	.000	0	3	.000	0	0	.000	0	1	1	1.1	1	0	0	2	0	1	0	2.3
OREGON	02/25/23		15	0	3	.000	0	3	.000	0	0	.000	0	0	0	1.1	2	0	4	0	0	0	0	2.1
STANFORD	03/02/23		11	0	2	.000	0	1	.000	2	2	1.000	0	0	0	1.0	0	0	1	0	0	0	2	2.1
VS ARIZONA ST.	03/08/23		15	0	0	.000	0	0	.000	4	4	1.000	0	0	0	0.9	2	0	1	0	0	0	4	2.2
TOTALS		5	272	9	52	.173	2	29	.069	22	25	.880	3	15	18	0.9	23	0	19	10	1	8	42	2.2

GAMES PLAYED: 19

MINUTES/GAME: 14.3

POINTS/GAME: 2.2

FG PCT: 17.3

3FG PCT: 6.9

FT PCT: 88.0

REBOUNDS/GAME: 0.9

ASSISTS/GAME: 1.0

TURNOVERS/GAME: 0.5

ASSIST/TURNOVER RATIO: 1.9

STEALS/GAME: 0.4

BLOCKS/GAME: 0.1

DAJOHN CRAIG



Class: Freshman
Hometown: Indianapolis, Ind.
High School: Lawrence Central HS
Height/Weight: 6-1/160
Experience: HS

Guard | #11

High School: Won the Indiana High School Sports Courage Award ... All-Indiana selection ... Ranked the No. 9 point guard in the state ... Earned All-Marion County Player of the Week honors ... Played club ball for D1 Indiana.

Personal: Son of Pamela Cook and Damon Craig ... Has one sibling – Bre ... Enjoys gaming, fishing and cars ... Made the honor roll all four years of high school ... Enjoys binge-watching SpongeBob ... Chose Oregon State “because of the family atmosphere, and because the coaches believe 100 percent in my abilities and who I am as a person. I immediately felt the love they have for me when I walked on campus. From the staff to the counselors and trainers, everyone is so welcoming I knew this was the place for me.”

GREY GARRISON



Class: Freshman
Hometown: Bellingham, Wash.
High School: Sehome HS
Height/Weight: 6-7/200
Experience: HS

Forward | #10

High School: Was named first-team All-Conference as a senior ... Averaged 19 points, eight rebounds and two assists per game ... Led his team to the state tournament ... Played club ball for Friends of Hoop Emerald City

Personal: Son of Carmen Dolfo and John Garrison ... Has two siblings – Aspen and Kennedy ... Sister plays and mom coaches basketball at Western Washington... Enjoys video games and loves dogs ... Chose Oregon State because “I made a connection with the coaches, and it has a beautiful campus and facilities.”

JOSIAH LAKE II



Class: Freshman
Hometown: Tualatin, Ore.
High School: Tualatin HS
Height/Weight: 6-2/175
Experience: HS

Guard | #2

High School: Two-time state champion ... First Team All-Oregon honoree ... First Team All-Conference selection ... State Tournament MVP ... Played club ball of Fly Select.

Personal: Son of Lucretia Lake and Josiah Lake Sr. ... Has two siblings - Jemai and Jailah ... Father played basketball at Oregon State ... Enjoys video games and Design ... Knows how to juggle ... Chose Oregon State because "It felt like home and I heard great things about the coaches and academic."

GAVIN MARRS



Class: Freshman
Hometown: Ellensburg, Wash.
High School: Ellensburg HS
Height/Weight: 7-0/210
Experience: HS

Forward | #3

HIGH SCHOOL: Joined the Beavers as the No. 4 rated prospect in the state of Washington ... Missed the bulk of his junior season rehabbing a back injury ... Earned Central Washington Athletic Conference Honorable Mention in the 2021-22 season, despite playing in just eight games, averaging 10 points, eight rebounds and three blocks per game ... Made varsity in his freshman season ... Rated as 247 Sports' No. 45 Power Forward in his signing class ... Played AAU ball for Friends of Hoop in Seattle.

PERSONAL: Born Aug. 10, 2004 in Hays, Kansas ... Son of Cara and Heath Marrs ... Has two siblings - Garrett and Alana ... Enjoys hunting, fishing, golf and travel ... Made his high school's honor roll ... Enjoys cooking ... Has visited 41 of the 50 states ... Chose Oregon State "because of the family atmosphere that surrounds the school and basketball program. The coaches really care about your development not only as a basketball player, but as a person. As soon as I stepped on campus and met all the staff and players I knew it was the place for me."

NATE MEITHOF



Class: Junior
Hometown: Salem, Ore.
High School: McNary HS
Height/Weight: 6-5/190
Experience: TR

Guard | #13

Before Oregon State: Played the 2022-23 season at the College of Southern Idaho, where he led the team in scoring with 16.5 points per game ... Averaged 5.5 rebounds per game and shot 51.5 percent from the floor at CSI... Started all 31 games and led CSI with 45 steals ... Helped guide College of Southern Idaho to a 29-2 season ... Played his freshman season at Westmont (NAIA) ... Earned Golden State Athletic Conference Freshman of the Year and First Team honors after averaging 18.6 points per game.

High School: Attended McNary High School in Keizer, Ore. ... Was Valley League Player of the Year in 2019 ... Averaged 25 points per game during his junior season ... Graduated as the second-highest scoring player in school history, despite having his high school career cut short due to the COVID-19 shutdown.

Personal: Native of Salem, Ore. ... Favorite team is the Lakers ... Hopes to visit Japan ... Chose Oregon State because: "This is a great opportunity for me to and a great fit. I feel like I will fit right in because of the way the Beavers play, and because of the coaching staff and the belief they have in me. It's a place where I will be pushed daily, and I can foresee great growth in myself and the team."

THOMAS NDONG



Class: Freshman
Hometown: Montreal, Quebec
High School: NBA Academy
Height/Weight: 6-10/245
Experience: HS

Forward | #22

BEFORE OREGON STATE: Played for Canada in the 2022 FIBA U18 Americas Championship, points a pair of double-digit scoring performances, including a 12-point, seven rebound showing vs. Mexico ... Averaged 6.2 points and 5.6 rebounds at the event, helping Canada place third ... Played at the NBA Academy Latin America an elite basketball training center in San Luis Potosí, Mexico, for the top high school-age prospects from throughout the Caribbean, Canada, Mexico, Central America and South America ... During his time at the Academy, Ndong has competed at a number of international showcases and events, including exhibition games at the 2021 G League Winter Showcase ... He also took part in the 2022 NBA Academy Games, which pit top prospects from elite programs against each other ... During that event, Ndong posted a 17-point, 11 rebound double-double to lead his team to victory over The Skill Factory National.

PERSONAL: Born on Aug. 18, 2004 ... Father hails from Africa and mother is Canadian ... Lived in Quebec for all of his life prior to joining the NBA Academy ... Enjoys reading and watching basketball videos ... Chose Oregon State because "I knew I wanted to be a part of a family atmosphere where I could become my best on and off the court. On my visit, Oregon State showed me how united they are and I immediately fell in love with the school."



WAYNE TINKLE

Head Coach
10th Year
Montana, 2005

Wayne Tinkle has led Oregon State to its most successful run in more than three decades as he continues to build the Beaver basketball program back to national prominence.

Tinkle has posted five winning seasons, and only three losing seasons, in his nine years in Corvallis. It's remarkable considering Oregon State had two winning seasons in the previous 24 years before he

became the head coach.

Individually, he has coached eight All-Pac-12 selections, including six on the All-Pac-12 First Team, five members of the Pac-12 All-Defensive Team and six Pac-12 Player of the Week award winners.

Off the court, Oregon State has had 23 Pac-12 All-Academic selections the past eight years (there were 24 in the previous 27 years), including a single-season program record seven in 2016-17.

Tinkle coached one of the youngest teams in the nation in 2022-23, as over 50 percent of the teams points came from freshmen - one of three Power 5 teams to do so. Jordan Pope earned Pac-12 All-Freshman honors, and Pope joined Tyler Bilodeau and Michael Rataj in scoring over six points per game, making Oregon State one of seven teams in the nation to have a trio of freshmen reach that mark.

The 2021-22 season saw Glenn Taylor Jr. earn Pac-12 All-Freshman honors.

The 2020-21 season was highlighted by one of the greatest runs in program history that saw Oregon State win nine straight road and neutral-site games that included the first Pac-12 Conference Tournament championship in program history and three wins in the NCAA Tournament. Other highlights and records from the season include:

Ranked No. 20 in the final coaches poll; it's the first time the Beavers have been ranked in any poll since March 13, 1990 when they were No. 22 by the Associated Press.

Finished the season with a 20-13 record, marking just the second time since 1990 the program reached 20 wins. The other came in 2011-12, when the Beavers were 21-15 after collecting two College Basketball Invitational victories.

Won an NCAA Tournament game and advanced to the Elite Eight for the first time since 1982.

Became just the second No. 12 seed to advance to the Elite Eight in NCAA Tournament history.

Won three games in the NCAA Tournament, tying the 1963 Final Four team for the most tournament wins in program history.

Defeated five Top 25 teams, the most in a season since the 1975-76 team also won five against ranked opponents.

Beat a Top 25 team on the road for the first time since 1985 (at No. 21 Oregon).

Defeated four Top 25 teams at a neutral site; the last time Oregon State beat a ranked opponent at a neutral site came in 1992 (vs. No. 25 BYU in Portland).

Won three-straight conference road games for the first time since 2003.

Swept California for the first time since 2009.

Swept Utah for the first time since 2012.

Won 10 Pac-12 games for the second time in three years.

Broke the program's single-season free throw percentage team record for the second straight year by shooting 76.2%. The 2019-20 team shot 75.1%.

Ethan Thompson was selected to the All-Pac-12 First Team, the Pac-12 All-Tournament Team and the NCAA Midwest Region All-Tournament Team.

Warith Alatishe became the first Oregon State player to be named the Pac-12 Tournament Most Outstanding Player.

Jarod Lucas set the Oregon State single-season free throw percentage record

THE WAYNE TINKLE FILE

PERSONAL

Born: January 26, 1966 (Milwaukee, Wis.)
 Family: wife - Lisa; daughters - Joslyn and Elle; son - Tres

EDUCATION

B.S., Health and Human Performance, University of Montana, 2005

WAYNE TINKLE'S DIVISION I HEAD COACHING CAREER

YEAR	SCHOOL	OVERALL	CONF.	POST.
2006-07	Montana	17-15	10-6	
2007-08	Montana	14-16	8-8	
2008-09	Montana	17-12	11-5	
2009-10	Montana	22-10	10-6	NCAA
2010-11	Montana	21-11	12-4	CBI
2011-12	Montana	25-7	15-1	NCAA
2012-13	Montana	25-7	19-1	NCAA
2013-14	Montana	17-13	12-8	
2014-15	Oregon State	17-14	8-10	
2015-16	Oregon State	19-13	9-9	NCAA
2016-17	Oregon State	5-27	1-17	
2017-18	Oregon State	16-16	7-11	
2018-19	Oregon State	18-13	10-8	
2019-20	Oregon State	18-13	7-11	
2020-21	Oregon State	20-13	10-10	NCAA
2021-22	Oregon State	3-28	1-19	
2022-23	Oregon State	11-21	5-15	

OVERALL RECORD285-249 (17 Years)

OREGON STATE RECORD127-158 (9 Years)

PAC-12 RECORD58-110 (9 Years)

MONTANA RECORD158-91 (8 Years)

BIG SKY RECORD.....97-39 (8 Years)

ADDITIONAL COACHING EXPERIENCE

2002-06 -- University of Montana, Assistant Coach

PLAYING EXPERIENCE

1986-89 -- University of Montana

at 89.6%.

Oregon State was playing its best basketball at the end of the 2019-20 season before the campaign was unexpectedly ended due to COVID-19. The Beavers had a three-game winning streak, including a 71-69 win over Utah in the first round of the Pac-12 Tournament, and were scheduled to play rival Oregon in the quarterfinals of the conference tourney.

Other highlights from the 2019-20 season include:

Had two wins over Top 25 teams (82-65 vs. No. 24 Arizona; 63-53 vs. No. 14 Oregon); it's the first time with multiple wins over ranked teams since 1998-99.

Defeated Oregon for a third-consecutive time; it was the first time winning three-straight Civil War games since 1992-93 and 1993-94.

First time sweeping Stanford in a season since 2008-09.

Opened the season 10-2, equaling their best start since the 1984-85 team started 11-1.

Won at Colorado for a second-straight year; the team was 1-9 in Boulder in the previous 10 games.

Set the Oregon State record and led the Pac-12 with a free throw percentage of 75.1%.

Tinkle's son, Tres, was selected to the All-Pac-12 First Team for the third consecutive year. He became Oregon State's all-time leading scorer with 2,233 points and also set the program records for consecutive games scoring in double figures (96) and consecutive free throws made (35).

Kylor Kelley concluded his two-year Oregon State career as the program's all-time leader in blocked shots (211) and blocked shots average (3.40). He was selected to the Pac-12 All-Defensive Team for the second straight year.

Zach Reichle and Ethan Thompson were both selected to the Pac-12 Winter Academic Honor Roll for maintaining a GPA of 3.3 or above.

The Beavers had several highlights during the 2018-19 season, including a tie for fourth place in the Pac-12, the highest finish in conference play since 1989-90. Some of the others include:

First winning season in conference play (10-8) since 1989-90 (15-3).

First time winning five conference road games in a season since the 1989-90 team finished 6-3 on the road.

First time starting 3-0 in conference play since 1992-93.

First time sweeping a conference road swing (at Colorado, at Utah) since 2008-09.

First win over Colorado in Boulder since 2013.

First win over Utah in Salt Lake City since 2012.

First time sweeping Oregon in a season since 2009-10.

First win over Oregon in Eugene since 2012.

First time sweeping USC in a season since 2013-14.

Stephen Thompson Jr. set Oregon State's record with 230 career 3-pointers, while newcomer Kylor Kelley broke three school records -- single-season blocked shots (104), blocked shots in a game (9) and consecutive games with multiple blocks (15). Thompson Jr. was named to the All-Pac-12 Second Team and Kelley was picked for the Pac-12 All-Defensive Team.

Thompson Jr. received the Tom Hansen Conference Medal and became the first Oregon State men's basketball student-athlete to be selected the Pac-12 Scholar-Athlete of the Year. Gligorije Rakocevic, Zach Reichle and Thompson Jr. were named to the Pac-12 All-Academic First Team, Ethan Thompson was selected to the Second Team, and Tres Tinkle earned honorable mention recognition.

Oregon State had an 11-win improvement in 2017-18 to finish with a 16-16 record, including wins over Oregon, UCLA, Arizona State, a double-overtime thriller against Washington and a Pac-12 Tournament victory over the Huskies.

Tres Tinkle became the third player in program history to lead the team in scoring, rebounding and assists. He was the only Pac-12 player to score in double figures every game during the season and was selected First Team All-Pac-12 by a vote of the conference coaches.

The team excelled in the classroom for the fourth straight year under Tinkle, with four student-athletes (Gligorije Rakocevic, Tanner Sanders, Stephen Thompson Jr., Tres Tinkle) being selected to the prestigious National Association of Basketball Coaches (NABC) Honors Court and earning Pac-12 All-Academic honors.

The loss of seven starters/key reserves from an NCAA-qualifying 2016 squad, and an unprecedented spate of injuries, led to a 5-27 record in Tinkle's third season at OSU. It was just the second losing record in Tinkle's 11 years as a head coach.

The Beavers used their anticipated regular lineup in only one game. Starters Tres Tinkle (26) and Stephen Thompson Jr. (6) and top reserve Cheikh N'diaye (23) combined to miss 55 games because of injury; three-year letterman Malcolm Duvivier, another projected starter, sat out the entire season.

As a result, the Beavers were one of the youngest teams in Division I basketball. They often started three sophomores and two freshmen, inexperience reflected by the uncharacteristic win-loss record.

Center Drew Eubanks earned honorable-mention all-Pac-12 honors, becoming the first OSU sophomore to earn all-conference recognition since Jared Cunningham made the second team in 2011.

Off the court, the Beavers thrived academically. A record seven players (Daine Muller, Gligorije Rakocevic, Stephen Thompson Jr., Tres Tinkle, Matt Dahlen, Drew Eubanks, Tanner Sanders) earned Pac-12 all-academic honors.

The seven selections were the most of any Pac-12 school. OSU's previous high for any season was two, in 2000, 2005, 2006, 2011, 2012 and 2014.

And 2017's temporary downturn cannot overshadow the accomplishments of Tinkle's first two seasons at OSU.

In Year 1, he guided a team picked to finish last in the Pac-12 after losing its top five scorers from the previous season to a 17-14 overall record, the most home wins (15) in school history, and victories over Pac-12 champion Arizona and NCAA Sweet-16 finisher UCLA.

In Year 2, he surpassed those milestones and capped another season of notable accomplishments when the Beavers garnered their first berth in the NCAA Tournament in 26 seasons.

The Beavers went 19-12 in the regular season, the most wins in a season since 1990. Tinkle thus became just the second coach in the program's long and storied history to win at least 17 games in his first two seasons. Bob Hager did so in 1923 (19-7) and 1924 (20-5).

OSU finished in a three-way tie for sixth place with a 9-9 Pac-12 record, its best conference record since 1993. The Beavers won 17 games in back-to-back seasons for the first time since 1989

(22-8) and 1990 (22-7)

Tinkle has two wins over top-25 opposition. The Beavers defeated No. 7 Arizona, 58-56, in 2015 and topped No. 21 USC, 85-70, in 2016. It was the first time they've defeated Top 25 teams in back-to-back seasons since 2005-2006.

In 2016 OSU also defeated Oregon, California and Utah, teams that all were ranked in the Top 25 at one point, and Metro Atlantic Athletic Association champion/NCAA qualifier Iona.

The 52-year-old Tinkle, who came to OSU on May 19, 2014, after eight successful seasons at the University of Montana, became the fourth OSU coach since 1928 to record a winning record in his first season in 2015. He joined Beaver legends Slat's Gill, Paul Valenti and Jim Anderson in that exclusive fraternity.

Tinkle's debut season was also replete with accomplishments and highlight moments. The Beavers:

Set school records for their best start at Gill Coliseum (14-0) and the most home wins in a single season (15).

Posted an 8-10 Pac-12 record, their best conference mark since the 1992-93 team finished 9-9.

Defeated No. 7 Arizona for their first win over a top-10 team in 15 years.

Defeated Arizona, UCLA and Washington in the same season for the first time since 1990.

Also downed DePaul of the Big East and Mississippi State of the SEC.

Tinkle stressed defense from his first day on the job and the Beavers responded. They led the Pac-12 in steals, 3-point field goal percentage defense and turnover margin. They also set school records for scoring defense, field-goal percentage defense and 3-point field goal percentage defense.

Tinkle steadfastly preached the value of teamwork but the Beavers have enjoyed their share of individual accomplishments as well in his first two seasons.

In 2016, senior guard Gary Payton II earned Pac-12 Defensive Player of the Year honors for the second year in a row. He was sixth in the nation in steals (2.41) and broke his father's (former OSU All-American Gary Payton) school record of at least one steal in 38 consecutive games.

Payton II also earned first-team all-Pac-12 and Pac-12 all-defensive honors for the second season in a row. Tres Tinkle earned honorable-mention on the All-Freshman team.

In 2015, Payton II was named the Pac-12 Defensive Player of the Year and earned All-Pac-12 First Team and Pac-12 All-Defensive Team honors after finishing second in the nation in steals. The junior transfer had a steal in all 31 games, the second-longest streak in school history. His 95 steals were the second most in Oregon State single-season history and tied for the third most in a season in Pac-12 history.

Tinkle inherited a senior-less program depleted by the graduation or transfer of six players who combined for 128 starts. That manpower shortage was further exacerbated in the offseason when Chi Baker, a touted incoming recruit from Florida who was expected to see significant playing time, was stricken with a heart ailment that sidelined him for the season.

Baker's illness left the Beavers with just eight scholarship players. However, Tinkle cleared that hurdle by holding a campus-wide open tryout just before the start of practice.

Five of the 22 participants were added to the official roster, joining two walk-ons from the previous season, and all played a major part in the team's success, as role players or by pushing the starters in practice. Tinkle subsequently rewarded them for their dedication and commitment by starting five walk-ons, all from the state of Oregon, against rival Oregon in the team's final regular-season home game.

The success of Tinkle's first season at OSU was noted nationally as he was named a semifinalist for the Naismith National Coach of the Year.

Tinkle was named the 21st head coach in OSU history on May 19, 2014, after leading Montana to three NCAA Tournament appearances and seven winning records in eight seasons. His Grizzlies captured Big Sky Conference regular-season titles in 2010, 2012 and 2013, and Big Sky Conference Tournament championships in 2012 and 2013.

He led Montana to four consecutive postseason trips from 2010-13, including the NCAA Tournament in 2010, 2012 and 2013. His 97 conference wins are the most by any Montana coach and his 158 overall victories are the second-most in school history.

He was named the Big Sky Coach of the Year after the 2011-12 and 2012-13 seasons, and the NABC Division I All-District 6 Coach of the Year in 2012. He is the only coach in Montana history with three NCAA-Tournament berths and two Big Sky Coach of the Year awards.

Tinkle directed Montana to 25-7 seasons in 2011-12 and 2012-13 when the Grizzlies won the second-most games in school history in successive seasons. They won 25 consecutive Big Sky games in that span and set a conference record with 19 league wins in 2012-13.

Montana had winning records in seven of Tinkle's eight years as head coach and won 20 or more games in four consecutive seasons (2010-13). He also went to the NCAA tournament three times during his five years as an assistant coach under Don Holst, Pat Kennedy and Larry Krystkowiak, presently the head coach at the University of Utah.


The son of a college administrator, Tinkle was born on Jan. 26, 1966 in Milwaukee, Wis., as the youngest of 11 children (seven girls and four boys). He graduated from Ferris High School in Spokane, Wash., in 1984, and then enrolled at Montana, where he had a standout career from 1986-89.

Tinkle was a standout forward for the Grizzlies from 1986-89 and a three-time All-Big Sky pick his sophomore, junior and senior seasons. He ranks fourth all-time at Montana in rebounds (836), and sixth in points (1,500). He earned the team's Carl Dragstedt Award (MVP) in 1988 and 1989; led the team in rebounding in 1987, 1988 and 1989, and led the team in scoring in 1988 and 1989.

He then played professionally for 12 years with stints in the CBA and in Sweden, Spain, Italy and Greece before retiring to become a coach.

Tinkle earned his bachelor's degree from the University of Montana in health and human performance in 2005.

Tinkle is married to the former Lisa McLeod, who was a standout basketball player at Montana and was inducted into the Grizzly Sports Hall of Fame in 2011. They have two daughters, Joslyn and Elle, and one son, Tres.



ERIC REVENO

Associate Head Coach 2nd Year Stanford, 1989

Eric Reveno joined the Oregon State staff in the spring of 2022, with 25 years of college coaching experience, including 10 years as a head coach.

During his first season with the Beavers, Reveno helped guide one of the youngest teams in the nation, as over 50 percent of the teams points came from freshmen during 2022-23 - one of three Power 5

teams in that category. Jordan Pope earned Pac-12 All-Freshman honors, and Pope joined Tyler Bilodeau and Michael Rataj in scoring over six points per game, making Oregon State one of seven teams in the nation to have a trio of freshmen reach that mark.

Reveno, 56, began his coaching career at his alma mater, Stanford University, in 1997. He was promoted to associate head coach at Stanford in 2004 before being the head coach at the University of Portland from 2006-16. He was named an assistant coach at Georgia Tech University in 2016 and was promoted to associate head coach in 2019.

He earned the NABC Guardians of the Game Award for Service in 2021, was selected to the West Coach Conference Coach of the Year in 2009 and was named a Top 25 Recruiter in the Nation by Rivals.com in 2006.

A native of Stanford, Calif., Reveno spent the last five seasons at Georgia Tech and worked primarily with the post players. He developed center Ben Lammers into a second-team All-ACC performer and a two-time ACC Defensive Player of the Year, James Banks III into two-time ACC All-Defensive Team honors, and Moses Wright from and unheralded recruit to the ACC Player of the Year.

In addition to recruiting, player development, on-court coaching, scouting and game-planning, Reveno also handled budget management, staff organization, game scheduling and coordinated the program's international recruiting effort.

During the summer of 2021 he served as an assistant coach for the Czech Republic's U18 team in European Challenger events.

Reveno spent 10 years as the head coach at Portland and had a three-year span where the Pilots averaged 20 wins from 2008-10. He led them to four Colleg Insider.com Tournaments (CIT) and was named the WCC Coach of the Year in 2009 after leading Portland to back-to-back third-place finishes.

Twenty of Reveno's Pilots were named to All-WCC teams, including eight first-team selections, and 16 of his graduates went on to play professionally. Off the court, the Pilots had 20 WCC All-Academic selections and his team boasted a 100 percent graduation rate and a near-perfect rating according to the NCAA's Academic Progress Rate (APR).

Reveno served as an assistant coach under Mike Montgomery at Stanford for seven years before being promoted to associate head coach during the 2004-05 season alongside three-time conference coach of the year Trent Johnson.

He helped lead Stanford to seven 20-win seasons, three 30-win seasons, eight NCAA Tournament appearances, an NCAA Final Four in 1998, three years with a No. 1 national ranking and four Pacific-10 Con-

ference Championships.

Reveno played in 116 games during his career at Stanford (1985-87, 89), including 30 games as a starter during his senior season. He was a two-time team captain and helped the Cardinal to a 26-7 record (15-3 mark in the Pac-10) and a No. 12 national ranking. The Cardinal advanced to the NCAA Tournament, Stanford's first appearance in the tourney since 1942.

Reveno earned his bachelor's degree from Stanford in economics in 1989 and spent the next four years playing professional basketball in Japan. He returned to Stanford and earned a master's degree in business administration in 1995.

Before joining the Stanford coaching staff in 1997, he served as president of Riekes Center in Menlo Park, a non-profit mentoring organization that works with athletes of all ages, for two years.

Reveno was born on March 12, 1966 in Stanford, Calif. He and his wife, Amanda, have two children, Katie and Andrew.

THE ERIC REVENO FILE

PERSONAL

Born: March 12, 1966 (Stanford, Calif.)
Family: wife - Amanda; daughter - Katie; son - Andrew

EDUCATION

Bachelor's Degree, Economics, Stanford, 1989
Master's Degree, Business Administration, 1995

COACHING EXPERIENCE

1997-2004 -- Stanford University, Assistant Coach
2004-06 -- Stanford University, Associate Head Coach
2006-16 -- University of Portland, Head Coach
2016-19 -- Georgia Tech University, Assistant Coach
2019-22 -- Georgia Tech University, Associate Head Coach
2022-Present -- Oregon State University, Associate Head Coach

PLAYING EXPERIENCE

1985-89 -- Stanford University



MARLON STEWART

Assistant Coach 6th Year Washington State, 2008

Marlon Stewart enters his sixth year with the Oregon State men's basketball program in 2023-24 and his fifth as an assistant coach. He served as the program's Director of Basketball Operations during the 2018-19 season.

Stewart is an active member of the Oregon State University local and national communities. He serves on the first-ever President's Com-

mission on the Status of Black Faculty and Staff Affairs, ALL IN to Vote Planning Committee, NIL Implementation Committee, OSU Diversity Inclusion Working Group Steering Committee, Team Together Foundation Board of Directors, the Black Access & Student Success Initiative, as well as being a Rising Coaches Legacy Member.

His responsibilities on the Oregon State basketball staff are recruiting coordinator, scheduling, opponent scouting, skill development, player mentoring and compliance. He also assists with admissions, academics, life skills and holistic development.

Stewart has made an immediate impact in his first four seasons at Oregon State as an assistant coach and recruiting coordinator.

During his fourth season with the Beavers, Stewart helped guide one of the youngest teams in the nation, as over 50 percent of the teams points came from freshmen during 2022-23 - one of three Power 5 teams in that category. Jordan Pope earned Pac-12 All-Freshman honors, and Pope joined Tyler Bilodeau and Michael Rataj in scoring over six points per game, making Oregon State one of seven teams in the nation to have a trio of freshmen reach that mark.

During the 2020-21 season, Oregon State won the Pac-12 Conference Tournament championship for the first time in program history to earn an automatic bid in the NCAA Tournament. The Beavers won three games in the Big Dance to advance to the Elite Eight for the first time since 1982.

In one of the greatest runs in program history, Oregon State won nine straight road and neutral-site games, including four over Top 25 teams, to finish the season with a 20-13 record. The Beavers were No. 20 in the final Associated Press poll, the first time they were ranked in any poll since 1990.

In his first season at Oregon State as an assistant coach, the Beavers defeated two Top 25 teams for the first time since 1998-99, swept Stanford for the first time since 2008-09, had a seven-game winning streak, their longest since 1992-93, and opened the year 10-2, their best start since 1984-85.

Oregon State was on a three-game winning streak, including a win over Utah in the first round of the Pac-12 Tournament before the season unexpectedly ended due to COVID-19.

Stewart was an assistant coach at the University of Hawai'i in 2017-18 and helped lead the Rainbow Warriors to a 17-13 record.

He was the Director of Basketball Operations from 2014-2016 and ultimately promoted to assistant coach at the University of Montana in 2016-17. He was the defensive coordinator and handled international recruiting at both places. They reached the postseason in two of those three seasons including a regular season Big Sky Championship.

He served as the technology and scouting assistant at the University of Virginia from 2012-14. In his two years at Virginia they reached the postseason both years, including an ACC regular season championship, ACC tournament championship and #1 seed in the NCAA tournament in the 2013-14 season.

Stewart began his professional career as the Video Coordinator at the University of California where he worked from 2008-12, reaching the post season in each of those four seasons, including three NCAA tournament berths.

He earned his bachelor's degree in sports management from Washington State University in 2008. During his time in Pullman, he was a student manager with the men's basketball team from 2003-06 and a student video coordinator from 2006-08 where they reached two consecutive NCAA tournaments in 2007 and 2008, including a trip to the Sweet 16.

Stewart was born on March 16, 1985 in Seattle, Wash. He and his wife, Morgan, were married in July of 2019.

THE MARLON STEWART PROFILE

PERSONAL

Born: March 16, 1985 (Seattle, Wash.)
Family: wife - Morgan

EDUCATION

B.S., Sports Management, Washington State, 2008

COACHING EXPERIENCE

2008-12 -- University of California, Video Coordinator
2012-14 -- University of Virginia, Technology and Scouting Assistant
2014-16 -- University of Montana, Director of Basketball Operations
2016-17 -- University of Montana, Assistant Coach
2017-18 -- University of Hawai'i, Assistant Coach
2018-19 -- Oregon State University, Director of Basketball Operations
2019-present -- Oregon State University, Assistant Coach



STEPHEN THOMPSON

Assistant Coach 10th Year Syracuse, 1990

Stephen Thompson enters his 10th year with the Oregon State men's basketball program. He will return to the role of assistant coach in 2023-24, after serving as Assistant Athletic Director - Player Development in 2022-23. Thompson also served as assistant coach for his first eight years with the program.

During his first year as Assistant Athletic Director - Player Development, Thompson expanded the Beavers' community service efforts. He also helped encourage the squad to have success in the classroom, as the team posted its best term GPA in over 14 years during the fall of 2022.

In his first eight years at Oregon State, Thompson has helped lead the Beavers to five of their best seasons in the past three decades.

In his first season, Thompson helped lead the Beavers to a 17-14 record and set the school record for their best start at Gill Coliseum (14-0) and the most home wins in a single season (15). Oregon State defeated No. 7 Arizona for its first win over a top-10 team in 15 years, and knocked off Arizona, UCLA and Washington in the same season for the first time since 1990.

In his second season, the Beavers garnered their first berth in the NCAA Tournament in 26 seasons after winning their most games (19) since 1990 and their most conference contests (9) since 1993. Oregon State also won a game in the Pac-12 Tournament for the first time in four years and knocked off a top-25 team (No. 21 USC) for the second straight season.

In 2018-19, Oregon State had its best conference record (10-8), best conference finish (tie for fourth) and best conference road record (5-4) since 1990. The Beavers started 3-0 in Pac-12 for the first time since 1993, swept a conference road swing (at Colorado, at Utah) for the first time since 2009, and swept the season series from rival Oregon and USC.

During the 2019-20 season, the Beavers opened the season 10-2, their best start since 1984-85, defeated two Top 25 teams (82-65 vs. No. 24 Arizona; 63-53 vs. No. 14 Oregon), swept Stanford and set the program record for free throw percentage. Oregon State had a three-game winning streak, including an exciting win over Utah in the Pac-12 Tournament, before the season was ended due to COVID-19.

In a historic 2020-21 season, Oregon State won nine-straight road and neutral-site games that included the program's first-ever Pac-12 Conference Tournament title and three wins in the NCAA Tournament. The run to the Elite Eight featured wins over Tennessee, No. 11 Oklahoma State and No. 17 Loyola Chicago. The Beavers were No. 20 in the final Associated Press poll, the first time they were ranked in any poll since 1990.

His oldest son, Stephen Jr., concluded his four-year Oregon State career in 2019 as the program's all-time leader in 3-pointers made (230) and fourth in career scoring (1,767). Thompson Jr. was named the Pac-12 Scholar-Athlete of the Year and received the Tom Hansen Conference Medal in 2019 for his work in the classroom, in the community and on the court.

His youngest son, Ethan, finished his four-year Oregon State career in 2021 and is seventh in scoring (1,716), third in assists (499), eighth in 3-pointers made (168), fifth in free throws made (444), first in games started (127), tied for fifth in games played (127) and second in minutes played (4,301). He received an Arthur Ashe Jr. Sports Scholar Award in 2019 and was awarded the Tom Hansen Conference Medal in 2021.

Thompson, who was hired at Oregon State on June 19, 2014, is known as one of the best college basketball players in Syracuse University history. After playing professionally in the NBA, CBA, ABA and overseas, he was an assistant coach at Cal State L.A. for three years before taking over the program as the head coach in 2005.

Thompson went 126-120 in his nine years as the head coach at Cal State L.A. and his teams regularly ranked at or near the top of Division II in scoring defense and field-goal percentage defense each season. He led the Golden Eagles to the California Collegiate Athletic Association

Championship Tournament five consecutive years from 2010-14 and his teams had a winning record in each of his final four seasons.

His best campaign at Cal State L.A. came in 2011-12 when Thompson directed the Golden Eagles to a 17-10 overall record and 13-9 mark in California Collegiate Athletic Association (CCAA) play, its best conference record since 2001. The team went 16-11 overall in 2012-13, and matched its CCAA record from the previous season at 13-9. The Golden Eagles went 15-12 overall in his final season in 2013-14.

Cal State L.A. won its first-ever conference tournament game when it beat Cal State San Bernardino, 66-60, in San Bernardino in 2011 and finished the 2010-11 season with a 15-13 record after posting a 14-14 mark in 2009-10.

Thompson had his first winning season in 2007-08 when he led the Golden Eagles to a 17-11 record and a tie for third in the CCAA. Cal State L.A. finished that season ranked ninth in the NCAA Division II West Regional and made its first appearance in a regional poll since 2000. The 17 wins were the most for the Golden Eagles since the 1999-2000 season and the third-place finish in the conference was the best since finishing second in 2000.

In his first season as the head coach, the Golden Eagles had one of the biggest turnarounds in NCAA Division II basketball by improving nine games overall from the previous year. The team swept local rival Cal State Dominguez Hills and upset Cal State Bakersfield to highlight a 10-17 season.

Thompson began his coaching career in 2002 when he joined the Cal State L.A. staff. After three years as an assistant he was promoted to head coach in March 2005 following the retirement of Dave Yanai.

A native of Los Angeles, Calif., and a Crenshaw High School graduate, Thompson had his No. 32 jersey retired at the school. He went to Syracuse University and became a three-year starter on the Orangemen basketball team while earning All-America honors in 1989 and 1990 and being named the Big East Conference's Men's Basketball Scholar Athlete of the Year in 1990.

During his four years at Syracuse, the Orangemen went 113-31 overall, won Big East titles in 1987 and 1990, made four NCAA Tournament appearances, including three trips to the Sweet 16, and reached the 1987 NCAA Championship Game against Indiana.

Thompson is second all-time at Syracuse with 144 games played and seventh in scoring with 1,956 points. He still owns the second-best career shooting mark in NCAA Tournament history at 68.4 percent in 15 games, trailing only UCLA's Bill Walton who had a 68.6 percent clip in 12 games.

After graduating from Syracuse in 1990 with a bachelor's degree in marketing, Thompson had stints with the NBA's Orlando Magic, Sacramento Kings and Denver Nuggets. He also played in Europe, Japan, the CBA and the ABA.

Before joining the Cal State L.A. coaching staff in 2002, Thompson served as Athletic Director for the Coast Christian School in Redondo Beach. He was also a Co-Founder and Director of Give & Go Basketball Academy and a coach for the Southern California All-Stars.

Thompson was born on Dec. 2, 1968 in Los Angeles, Calif. He and his wife, Amy, have two sons, Stephen Jr. and Ethan.

THE STEPHEN THOMPSON PROFILE

PERSONAL

Born: December 2, 1968 (Los Angeles, Calif.)
Family: wife - Amy; sons - Stephen Jr. and Ethan

EDUCATION

B.S., Marketing, Syracuse, 1990

COACHING EXPERIENCE

2002-05 -- Cal State-Los Angeles, Assistant Coach
2005-14 -- Cal State-Los Angeles, Head Coach
2014-2022 -- Oregon State University, Assistant Coach
2022-2023 -- Oregon State University, Assistant Athletic Director
2013-pres. -- Oregon State University, Assistant Coach

PLAYING EXPERIENCE

1986-90 -- Syracuse University



ROBERTO NELSON

Assistant Athletic Director - Player Development

Nelson returns to his alma-mater, where he played from 2010-14. His name is featured throughout the Oregon State record books, as he sits sixth in career points (1,745), fifth in career 3-pointers (179) and third in career free throws made (486).

A two-time All-Pac-12 honoree, Nelson scored over 30 points six times during his career. Following his time at Oregon State, the guard embarked on a six-year professional career, which featured stops in Italy, Mexico, France and New Zealand. Most recently, Nelson has been working outside of sports, serving as an advisor for a commercial real estate firm.

Nelson is a native of Santa Barbara, Calif. and a graduate of Santa Barbara High School. He graduated for Oregon State with a degree in New Media Communications.



RYAN LAWRENCE

Director of Basketball Operations

Ryan Lawrence joined the Oregon State men's basketball program as the Director of Basketball Operations prior to the 2021-22 season.

In his role, Lawrence is responsible for travel, team meals and the team budget, and is the liaison between the program and numerous other departments.

Lawrence spent the prior four years working at Oregon State as the athletics equipment coordinator for the men's basketball, women's basketball and football programs. He was with the Beavers' basketball team during the run to the 2021 Pac-12 Tournament championship and the NCAA Tournament Elite Eight.

A native of Lacey, Wash., Lawrence began his professional career in 2008 as the assistant director of equipment operations at the United State Naval Academy. During his 13 months in Annapolis, he projected and presented budget requirements and worked closely with the men's basketball, women's basketball and women's tennis programs.

Lawrence worked at the University of Oklahoma from August 2009 through February 2017 as an assistant equipment manager. During that time, he coordinated the transportation of equipment to road games, planned the budget for long-term equipment needs, supervised student managers and graduate assistants, and handled the scheduling of practices and shootarounds for the women's basketball program.

He earned a bachelor's degree in sport management from Washington State University in 2008. While attending WSU, he was a student equipment manager for the athletic department and an operations intern with the women's basketball program. Lawrence was recognized for his efforts with a segment on local Spokane sports station KHQ.

Lawrence was born on July 25, 1985 in Wurzburg, Germany. He and his wife, Megan, live in Philomath and have a son, Carter, and daughter, Ellie. Carter has been known to dominate in Philomath youth basketball.



CHANDLER MORRISON **Strength and Conditioning Coach**

Chandler Morrison joined Oregon State University as Head Strength and Conditioning Coach for Men's Basketball in May 2022.


Prior to OSU, Morrison spent more than two years at UC Irvine as the Associate Head Strength and Conditioning Coach. He oversaw the development and implementation of sports performance needs for the men's basketball program, including strength and conditioning, nutrition and recovery aspects. He also worked closely with the women's basketball, women's golf, women's tennis and cross country programs.

Morrison was a Volunteer Strength and Conditioning Coach for the University of Utah men's basketball team from December 2018 through November 2019. He spent nearly two years as the Head Strength and Conditioning Coach at 212 Degree Fitness from 2017-19.

From 2010-15 Morrison served as a Sergeant in the United State Marine Corps. While working at the White House and Camp David, he collaborated across multiple government agencies to provide security for foreign and domestic dignitaries. He also oversaw the day-to-day operations of 30-plus individuals to include their physical readiness.

The Manteca, CA native received his Master's degree in exercise science from Liberty University in 2021 and his Bachelor's degree in kinesiology from the University of Utah in 2019.

Morrison and his wife, Hayli, have a daughter, Ava.



DYLAN RIGOL **Graduate Assistant - Director of Video**

Dylan Rigol joined the Oregon State men's basketball staff in the summer of 2023 as a Graduate Assistant – Director of Video.

Rigol comes to Corvallis from High Point, where he was the head student manager for the men's basketball team. During his time with the Panthers, he assisted the coaching staff with day-to-day operations including traveling with the team and helping organize game film.

A native of Massachusetts, Rigol served as an intern for the Boston Celtics in 2018. He also served as a camp counselor for the Tubby Smith Basketball Camp in the summer of 2019.

2022-23 MEN'S BASKETBALL RESULTS

RECORD	OVERALL	HOME	AWAY	NEUTRAL
ALL GAMES	11-21	10-7	1-10	0-4
CONFERENCE	5-15	4-6	1-9	0-0
NON-CONFERENCE	6-6	6-1	0-1	0-4

DATE	TIME	OPPONENT	SCORE	ATTEND	HIGH POINTS	HIGH REBOUNDS
11/07/22	9:00 pm	TULSA	W 73-70	3320	(19)Jordan Pope	(9)Rodrigue Andela
11/11/22	6:00 pm	FLORIDA A&M	W 60-43	4778	(15)Dexter Akanno	(6)Rodrigue Andela (6)Tyler Bilodeau (6)Chol Marial
11/15/22	8:00 pm	BUSHNELL	W 83-66	2973	(19)Glenn Taylor Jr.	(8)Rodrigue Andela
11/19/22	7:00 pm	PORTLAND ST.	66-79 L	3482	(25)Glenn Taylor Jr.	(8)Dzmitry Ryuny
11/24/22	12:00 pm	vs Duke	51-54 L		(14)Jordan Pope	(5)Dzmitry Ryuny (5)Jordan Pope (5)Rodrigue Andela
11/25/22	3:00 pm	vs Florida	68-81 L	6526	(12)Tyler Bilodeau (12)Jordan Pope	(4)Chol Marial (4)Michael Rataj
11/27/22	8:00 pm	vs Portland St.	71-83 L	1016	(23)Jordan Pope	(6)Michael Rataj
12/01/22	7:00 pm	* WASHINGTON	W 66-65	3303	(14)Dzmitry Ryuny	(9)Dzmitry Ryuny
12/04/22	4:00 pm	* at Southern California	62-63 L	3273	(17)Dexter Akanno	(9)Rodrigue Andela (9)Dzmitry Ryuny (6)Dzmitry Ryuny
12/11/22	7:00 pm	at Texas A&M	54-72 L	7044	(15)Jordan Pope	(12)Dzmitry Ryuny
12/15/22	7:30 pm	SEATTLE U	W 73-58	2537	(15)Jordan Pope	(6)Michael Rataj
12/18/22	12:00 pm	GREEN BAY	W 65-56	2581	(20)Glenn Taylor Jr.	(6)Glenn Taylor Jr.
12/21/22	7:00 pm	DENVER	W 57-52	2617	(12)Glenn Taylor Jr.	(9)Michael Rataj
12/31/22	5:00 pm	* at Oregon	68-77 L	7001	(20)Dexter Akanno	(6)Tyler Bilodeau
01/05/23	8:00 pm	* at Utah	60-79 L	6471	(11)Tyler Bilodeau	(6)Dzmitry Ryuny
01/07/23	7:30 pm	* at Colorado	42-62 L	6203	(10)Dexter Akanno	(12)Tyler Bilodeau
01/12/23	8:00 pm	* ARIZONA	74-86 L	4126	(18)Michael Rataj (18)Tyler Bilodeau	(6)Tyler Bilodeau
01/14/23	1:00 pm	* ARIZONA ST.	69-74 L	3789	(17)Michael Rataj	(5)Tyler Bilodeau (5)Jordan Pope
01/19/23	8:00 pm	* at Stanford	46-67 L	2782	(11)Glenn Taylor Jr.	(5)Jordan Pope
01/22/23	12:00 pm	* at California	W 68-48	2072	(19)Jordan Pope	(6)Michael Rataj
01/26/23	8:00 pm	* UTAH	44-63 L	3252	(11)Jordan Pope	(9)Tyler Bilodeau
01/28/23	7:30 pm	* COLORADO	W 60-52	3789	(19)Jordan Pope	(12)Glenn Taylor Jr.
02/02/23	6:00 pm	* at Arizona St.	57-68 L	8032	(14)Jordan Pope	(7)KC Ibekwe
02/04/23	7:30 pm	* at Arizona	52-84 L	14688	(11)Jordan Pope	(7)KC Ibekwe
02/09/23	6:00 pm	* UCLA	47-62 L	3524	(17)Jordan Pope	(5)Michael Rataj
02/11/23	3:00 pm	* SOUTHERN CALIFORNIA	W 61-58	3796	(18)Glenn Taylor Jr.	(10)Glenn Taylor Jr.
02/16/23	8:00 pm	* at Washington St.	62-80 L	2961	(18)Tyler Bilodeau	(6)Michael Rataj
02/18/23	5:00 pm	* at Washington	47-61 L	7512	(11)Glenn Taylor Jr. (11)Jordan Pope	(7)Jordan Pope
02/25/23	7:00 pm	* OREGON	67-69 L	7270	(17)Dexter Akanno	(7)Rodrigue Andela
03/02/23	6:00 pm	* STANFORD	60-83 L	3122	(11)Tyler Bilodeau (11)Jordan Pope	(6)Tyler Bilodeau
03/04/23	5:00 pm	* CALIFORNIA	W 69-66	3390	(28)Glenn Taylor Jr.	(5)Tyler Bilodeau
03/08/23	8:30 pm	vs Arizona St.	57-63 L	8810	(17)Glenn Taylor Jr.	(7)Michael Rataj (7)Tyler Bilodeau

* Pac-12 Game

@ Emerald Coast Classic (Niceville, Fla.)

Pac-12 Tournament (Las Vegas, Nev.)

ATTENDANCE SUMMARY	GAMES	TOTALS	AVG/GAME
HOME	17	61649	3626
AWAY	11	68039	6185
NEUTRAL	4	16352	4088
TOTAL	32	146040	4564

2022-23 MEN'S BASKETBALL OVERALL STATISTICS

#	Player	gp-gs	min	avg	Total		3-Point		F-Throw		Rebounds					pts	avg					
					fg-fga	fg%	3fg-fga	3fg%	ft-fta	ft%	off	def	tot	avg	pf			dq	a	to	blk	stl
00	Jordan Pope	32-31	1074	33.6	141-333	.423	60-159	.377	61-73	.836	13	70	83	2.6	50	1	74	46	2	29	403	12.6
35	Glenn Taylor Jr.	32-26	964	30.1	113-262	.431	20-65	.308	125-156	.801	23	96	119	3.7	69	0	70	79	4	19	371	11.6
04	Dexter Akanno	32-26	839	26.2	81-228	.355	31-122	.254	59-79	.747	5	71	76	2.4	66	0	50	70	3	21	252	7.9
10	Tyler Bilodeau	32-13	628	19.6	84-184	.457	12-40	.300	44-54	.815	33	91	124	3.9	87	3	18	37	11	12	224	7.0
12	Michael Rataj	32-16	670	20.9	74-169	.438	19-51	.373	28-47	.596	46	85	131	4.1	56	0	33	35	9	23	195	6.1
11	Dzmitry Ryuny	32-18	628	19.6	55-123	.447	30-74	.405	11-20	.550	20	106	126	3.9	56	1	29	37	18	32	151	4.7
34	Rodrigue Andela	31-13	452	14.6	64-120	.533	0-0	.000	15-20	.750	34	76	110	3.5	73	3	13	32	13	7	143	4.6
05	Justin Rochelin	10-0	132	13.2	8-28	.286	5-15	.333	7-7	1.000	5	9	14	1.4	17	0	3	8	2	10	28	2.8
24	KC Ibekwe	20-3	193	9.7	19-47	.404	0-0	.000	14-32	.438	20	28	48	2.4	26	0	3	20	21	0	52	2.6
15	Chol Marial	9-8	118	13.1	7-22	.318	2-6	.333	4-4	1.000	4	16	20	2.2	23	0	2	10	11	2	20	2.2
01	Christian Wright	19-5	272	14.3	9-52	.173	2-29	.069	22-25	.880	3	15	18	0.9	23	0	19	10	1	8	42	2.2
14	Jayden Stevens	18-1	196	10.9	9-30	.300	4-19	.211	13-20	.650	9	18	27	1.5	11	0	7	8	2	6	35	1.9
02	Nick Krass	26-0	233	9.0	12-49	.245	7-25	.280	12-14	.857	2	14	16	0.6	13	0	5	16	1	3	43	1.7
23	Felipe Palazzo	1-0	1	1.0	0-0	.000	0-0	.000	0-0	.000	0	0	0	0.0	0	0	0	0	0	0	0	0.0
Team											38	47	85									21
Total.....		32	6400		676-1647	.410	192-605	.317	415-551	.753	255	742	997	31.2	570	8	326	429	98	172	1959	61.2
Opponents.....		32	6401		745-1743	.427	225-665	.338	429-593	.723	320	754	1074	33.6	531	-	432	377	103	208	2144	67.0

2022-23 MEN'S BASKETBALL PAC-12 STATISTICS

#	Player	gp-gs	min	avg	Total		3-Point		F-Throw		Rebounds					pts	avg					
					fg-fga	fg%	3fg-fga	3fg%	ft-fta	ft%	off	def	tot	avg	pf			dq	a	to	blk	stl
00	Jordan Pope	20-19	667	33.3	83-207	.401	38-98	.388	28-34	.824	11	38	49	2.5	35	1	40	29	0	17	232	11.6
35	Glenn Taylor Jr.	20-15	580	29.0	67-165	.406	16-47	.340	67-80	.838	16	58	74	3.7	44	0	38	40	2	10	217	10.9
04	Dexter Akanno	20-14	517	25.9	49-132	.371	22-73	.301	35-43	.814	3	42	45	2.3	33	0	27	43	2	9	155	7.8
10	Tyler Bilodeau	20-12	425	21.3	57-130	.438	9-29	.310	29-35	.829	22	62	84	4.2	60	3	9	25	9	11	152	7.6
12	Michael Rataj	20-12	433	21.7	51-119	.429	15-39	.385	17-29	.586	27	51	78	3.9	33	0	25	22	1	16	134	6.7
34	Rodrigue Andela	20-10	286	14.3	36-68	.529	0-0	.000	10-12	.833	21	41	62	3.1	46	2	6	20	4	4	82	4.1
11	Dzmitry Ryuny	20-7	351	17.6	27-64	.422	17-39	.436	7-13	.538	9	62	71	3.6	37	1	14	23	5	23	78	3.9
15	Chol Marial	2-2	35	17.5	3-6	.500	1-2	.500	0-0	.000	1	1	2	1.0	6	0	1	5	1	0	7	3.5
24	KC Ibekwe	16-3	173	10.8	18-42	.429	0-0	.000	14-28	.500	18	25	43	2.7	24	0	3	20	20	0	50	3.1
14	Jayden Stevens	9-1	109	12.1	6-18	.333	2-11	.182	5-8	.625	5	8	13	1.4	5	0	4	3	2	6	19	2.1
01	Christian Wright	15-5	224	14.9	6-43	.140	2-26	.077	13-15	.867	2	14	16	1.1	15	0	13	8	1	5	27	1.8
02	Nick Krass	16-0	147	9.2	6-28	.214	5-15	.333	5-6	.833	2	6	8	0.5	5	0	5	12	1	2	22	1.4
05	Justin Rochelin	6-0	53	8.8	2-11	.182	2-7	.286	0-0	.000	1	4	5	0.8	9	0	2	4	1	3	6	1.0
Team											31	34	65									16
Total.....		20	4000		411-1033	.398	129-386	.334	230-303	.759	169	446	615	30.8	352	7	187	270	49	106	1181	59.0
Opponents.....		20	4001		479-1071	.447	147-417	.353	262-367	.714	201	483	684	34.2	311	-	288	229	81	137	1367	68.3

2022-23 MISCELLANEOUS STATISTICS

OREGON STATE'S RECORD WHEN...

Statistic **Overall (Pac-12)**
 Scoring First..... 4-7 (1-5)
 Opponent Scores First..... 7-14 (4-10)

Leading at Halftime..... 7-4 (3-3)
 Trailing at Halftime..... 4-17 (2-12)
 Tied at Halftime 0-0 (0-0)

Leading with 5 Minutes to Play..... 8-2 (4-1)
 Trailing with 5 Minutes to Play..... 1-18 (0-13)
 Tied with 5 Minutes to Play 2-1 (1-1)

Game Decided by 1-5 Points..... 5-4 (3-3)
 Game Decided by 6-9 Points..... 2-2 (1-1)
 Game Decided by 10+ Points 4-15 (1-11)

Scoring 90-99 Points 0-0 (0-0)
 Scoring 80-89 Points 1-1 (0-1)
 Scoring 70-79 Points 2-2 (0-1)
 Scoring 60-69 Points 7-9 (5-7)
 Scoring 50-59 Points 1-4 (0-1)
 Scoring 40-49 Points..... 0-5 (0-5)

Opp. Scoring 100+ Points..... 0-0 (0-0)
 Opp. Scoring 90-99 Points 0-0 (0-0)
 Opp. Scoring 80-89 Points 0-5 (0-3)
 Opp. Scoring 70-79 Points 1-5 (0-3)
 Opp. Scoring 60-69 Points 3-9 (2-8)
 Opp. Scoring 50-59 Points 5-2 (2-1)
 Opp. Scoring 40-49 Points 2-0 (1-0)

50%-plus FG Pct. 3-0 (1-0)
 40-49% FG Pct. 5-10 (2-7)
 39.9%-minus FG Pct..... 3-11 (2-8)

Opp. 50%-plus FG Pct. 0-5 (0-4)
 Opp. 40-49% FG Pct. 4-12 (2-9)
 Opp. 39.9%-minus FG Pct..... 6-4 (3-2)

Better FG% than Opponent 8-3 (3-2)
 FG% is Equal..... 0-0 (0-0)
 Opponent Has Better FG% 3-18 (2-13)

80%-plus FT Pct..... 3-6 (1-5)
 70-79% FT Pct..... 6-10 (3-7)
 69%-minus FT Pct..... 2-5 (1-3)

Better FT% than Opponent..... 6-9 (2-8)
 FT% is Equal..... 0-0 (0-0)
 Opponent Has Better FT%..... 5-13 (3-7)

Outrebounding Opponent..... 8-5 (3-4)
 Rebounds are Equal..... 1-2 (0-1)
 Outrebounded by Opponent 2-14 (2-10)

Fewer Turnovers than Opponent 6-2 (3-2)
 Turnovers are Equal 1-4 (1-1)
 More Turnovers than Opponent 4-15 (1-12)

6 Beavers in Double-Figures 0-0 (0-0)
 5 Beavers in Double-Figures 0-0 (0-0)
 4 Beavers in Double-Figures 2-2 (0-2)
 3 Beavers in Double-Figures 5-4 (3-2)
 2 Beavers in Double-Figures 4-10 (2-7)
 1 Beaver in Double-Figures..... 0-5 (0-4)
 0 Beavers in Double-Figures..... 0-0 (0-0)

Oregon State Bench Scores More..... 8-9 (4-8)
 Bench Scoring is Equal 0-1 (0-0)
 Opponent Bench Scores More..... 3-10 (1-6)

Wearing White..... 10-7 (4-5)
 Wearing Black 1-7 (1-4)
 Wearing Orange..... 0-6 (0-5)
 Wearing Gray 0-0 (0-0)

Biggest Deficit in Win 19, vs. Tulsa, 11/7/22
 Biggest Lead in Loss 16 vs. Arizona State, 1/14/23

OREGON STATE BY THE NUMBERS

DOUBLE-DOUBLES	2022-23	CAREER
Glenn Taylor Jr.	2	3

20-POINT GAMES	2022-23	CAREER
Glenn Taylor Jr.	3	3
Dexter Akanno	1	1
Jordan Pope	1	1

DOUBLE-FIGURE POINTS	2022-23	CAREER
Glenn Taylor Jr.	20	28
Jordan Pope	23	23
Dexter Akanno	10	15
Tyler Bilodeau	10	10
Rodrigue Andela	5	8
Dzmitry Ryuny	4	4
Michael Rataj	4	4

DOUBLE-FIGURE REBOUNDS	2022-23	CAREER
Glenn Taylor Jr.	2	3
Rodrigue Andela	0	2
Dzmitry Ryuny	1	1
Tyler Bilodeau	1	1

OREGON STATE SUPERLATIVES

Points..... 28, Glenn Taylor, vs. Cal, 3/4/23
 Field Goals Made 8, Jordan Pope, at Cal, 1/22/23
 Field Goal Att..... 15, Jordan Pope vs. Colorado, 1/29/23
 15, Glenn Taylo vs. USC, 2/11/23
 Field Goal Pct. 1.000, Rodrigue Andela vs. FAMU, 11/11/22
 1.000, Michael Rataj vs. Bushnell, 11/15/22
 3-Point FG Made..... 5, Jordan Pope vs. Colorado, 1/28/23
 4, Dexter Akanno vs. Oregon, 12/31/22
 4, Dexter Akanno vs. Cal, 1/22/23
 4, Jordan Pope at Arizona State, 2/2/23
 3-Point FG Att..... 12, Jordan Pope at Arizona State, 2/2/23
 3-Point FG Pct. 1.000 (3-3) Glenn Taylor at Cal, 1/22/23
 1.000 (2-2), Dzmitry Ryuny, vs. Tulsa, 11/7/22
 1.000 (2-2), Michael Rataj vs. Arizona State, 1/14/23
 Free Throws Made 15, Glenn Taylor, vs. Cal, 3/4/23
 Free Throw Att..... 16, Glenn Taylor, vs. Cal, 3/4/23
 Free Throw Pct..... 1.000 (10-10) Jordan Pope, vs. Portland St., 11/27/22
 1.000 (7-7) Tyler Bilodeau vs. Arizona, 1/12/23
 Rebounds..... 12, Dzmitry Ryuny vs. Seattle U, 12/15/22
 12, Tyler Bilodeau at Colorado, 1/7/23
 12, Glenn Taylor vs. Colorado, 1/28/23
 Assists 8, Dexter Akanno, vs. Bushnell, 11/15/22
 Steals 5, Dzmitry Ryuny vs. Washington, 12/1/22
 5, Justin Rochelin, vs. Seattle U, 12/15/22
 Blocked Shots 5, KC Ibekwe vs. Colorado, 1/28/23
 Minutes 39, Jordan Pope vs. Florida, 11/25/22
 39, Jordan Pope vs. Arizona, 1/12/23
 39, Jordan Pope vs. Washington, 2/18/23

2022-23 MISCELLANEOUS STATISTICS

2022-23 OREGON STATE HIGHS

POINTS.....	83.....	BUSHNELL (11/15/22)
FIELD GOALS MADE.....	34.....	BUSHNELL (11/15/22)
FIELD GOAL ATTEMPTS.....	65.....	BUSHNELL (11/15/22)
FIELD GOAL PERCENTAGE.....	540 (27-50).....	at California (01/22/23)
3 PT FIELD GOALS MADE.....	13.....	at California (01/22/23)
3 PT FG ATTEMPTS.....	28.....	at Texas A&M (12/11/22)
3 PT FG PERCENTAGE.....	542 (13-24).....	at California (01/22/23)
FREE THROWS MADE.....	25.....	vs Portland St. (11/27/22)
FREE THROW ATTEMPTS.....	33.....	vs Portland St. (11/27/22)
FREE THROW PERCENTAGE.....	1.000 (10-10).....	UCLA (02/09/23)
REBOUNDS.....	43.....	BUSHNELL (11/15/22)
ASSISTS.....	26.....	BUSHNELL (11/15/22)
STEALS.....	10.....	three times
BLOCKED SHOTS.....	10.....	TULSA (11/07/22)
TURNOVERS.....	19.....	twice
FOULS.....	22.....	at Oregon (12/31/22)

2022-23 OPPONENT HIGHS

POINTS.....	86.....	ARIZONA (01/12/23)
FIELD GOALS MADE.....	32.....	ARIZONA (01/12/23)
FIELD GOAL ATTEMPTS.....	66.....	TULSA (11/07/22)
FIELD GOAL PERCENTAGE.....	592 (29-49).....	at Washington St. (02/16/23)
3 PT FIELD GOALS MADE.....	14.....	at Washington St. (02/16/23)
3 PT FG ATTEMPTS.....	29.....	twice
3 PT FG PERCENTAGE.....	583 (14-24).....	at Washington St. (02/16/23)
FREE THROWS MADE.....	21.....	twice
FREE THROW ATTEMPTS.....	27.....	ARIZONA ST. (01/14/23)
FREE THROW PERCENTAGE.....	913 (21-23).....	BUSHNELL (11/15/22)
REBOUNDS.....	47.....	SOUTHERN CALIFORNIA (02/11/23)
ASSISTS.....	26.....	ARIZONA (01/12/23)
STEALS.....	11.....	at Washington (02/18/23)
BLOCKED SHOTS.....	9.....	ARIZONA ST. (01/14/23)
TURNOVERS.....	17.....	twice
FOULS.....	24.....	twice

2022-23 OREGON STATE LOWS

POINTS.....	42.....	at Colorado (01/07/23)
FIELD GOALS MADE.....	14.....	at Stanford (01/19/23)
FIELD GOAL ATTEMPTS.....	41.....	at Stanford (01/19/23)
FIELD GOAL PERCENTAGE.....	313 (20-64).....	SOUTHERN CALIFORNIA (02/11/23)
3 PT FIELD GOALS MADE.....	2.....	three times
3 PT FG ATTEMPTS.....	13.....	twice
3 PT FG PERCENTAGE.....	105 (2-19).....	at Washington (02/18/23)
FREE THROWS MADE.....	1.....	at California (01/22/23)
FREE THROW ATTEMPTS.....	5.....	at Utah (01/05/23)
FREE THROW PERCENTAGE.....	167 (1-6).....	at California (01/22/23)
REBOUNDS.....	21.....	at Oregon (12/31/22)
ASSISTS.....	4.....	twice
STEALS.....	2.....	three times
BLOCKED SHOTS.....	0.....	four times
TURNOVERS.....	7.....	at Oregon (12/31/22)
FOULS.....	13.....	three times

2022-23 OPPONENT LOWS

POINTS.....	43.....	FLORIDA A&M (11/11/22)
FIELD GOALS MADE.....	15.....	FLORIDA A&M (11/11/22)
FIELD GOAL ATTEMPTS.....	46.....	GREEN BAY (12/18/22)
FIELD GOAL PERCENTAGE.....	267 (16-60).....	vs Duke (11/24/22)
3 PT FIELD GOALS MADE.....	0.....	DENVER (12/21/22)
3 PT FG ATTEMPTS.....	11.....	DENVER (12/21/22)
3 PT FG PERCENTAGE.....	.000 (0-11).....	DENVER (12/21/22)
FREE THROWS MADE.....	3.....	COLORADO (01/28/23)
FREE THROW ATTEMPTS.....	7.....	COLORADO (01/28/23)
FREE THROW PERCENTAGE.....	429 (3-7).....	COLORADO (01/28/23)
REBOUNDS.....	23.....	at Southern California (12/04/22)
ASSISTS.....	7.....	twice
STEALS.....	3.....	three times
BLOCKED SHOTS.....	0.....	three times
TURNOVERS.....	6.....	twice
FOULS.....	9.....	at Texas A&M (12/11/22)

THE LAST TIME OREGON STATE...

BEAT A TOP 25 TEAM:

3/27/21 vs. No. 17 Loyola Chicago (65-58)

BEAT A TOP 10 TEAM:

1/11/15 vs. No. 7 Arizona (58-56)

BEAT A NO. 1 RANKED TEAM:

2/15/74 vs. No. 1 UCLA (61-57)

BEAT A TOP 25 TEAM ON THE ROAD:

1/23/21 at No. 21 Oregon (75-64)

BEAT A TOP 10 TEAM ON THE ROAD:

1/17/76 at No. 6 Washington (72-70)

BEAT A TOP 25 TEAM AT A NEUTRAL SITE:

3/27/21 vs. No. 17 Loyola Chicago (65-58) in Indianapolis

SCORED 100+ POINTS:

11/27/20 vs. Northwest (114)

ALLOWED 100+ POINTS:

2/28/22 vs. Washington State (103)

SCORED FEWER THAN 50 POINTS:

2/18/23 at Washington (47)

ALLOWED FEWER THAN 50 POINTS:

1/22/23 at California (48)

SHOT 60+ PERCENT:

11/27/20 vs. Northwest (.657)

OPPONENT SHOT 60+ PERCENT:

1/15/22 at UCLA (.617)

SHOT LESS THAN 30 PERCENT:

12/18/16 vs. Portland (.280)

OPPONENT SHOT LESS THAN 30 PERCENT:

11/24/22 vs. Duke (.267)

SIX PLAYERS IN DOUBLE-FIGURES:

11/27/20 vs. Northwest
(Ethan Thompson 17, Jarod Lucas 14, Maurice Calloo 12,
Zach Reichle 12, Isaiah Johnson 10, Tariq Silver 10)

FIVE PLAYERS IN DOUBLE-FIGURES:

2/28/22 vs. Washington State
(Roman Silva 21, Jarod Lucas 20, Maurice Calloo 17,
Dashawn Davis 13, Glenn Taylor Jr. 10)

THREE PLAYERS WITH 20+ POINTS:

1/24/19 vs. Washington State
(Stephen Thompson Jr. 22, Tres Tinkle 21, Ethan Thompson 20)

TWO PLAYERS WITH 20+ POINTS:

2/22/22 vs. Washington State
(Roman Silva 21, Jarod Lucas 20)

PLAYER SCORED 30+ POINTS:

2/24/22, Dashawn Davis vs. USC (31)

PLAYER MADE 5+ THREE-POINTERS:

1/28/23, Jordan Pope vs. Colorado (5)

PLAYER HAD 15+ REBOUNDS:

1/23/21, Warith Alatishe at Oregon (16)

PLAYER HAD 10+ ASSISTS:

2/28/22, Dashawn Davis vs. Washington State (11)

PLAYER HAD 5+ BLOCKED SHOTS:

1/28/23 KC Ibekwe vs. Colorado (5)

PLAYER HAD 5+ STEALS:

12/15/22, Justin Rochelin vs. Seattle U (5)

PLAYER HAD A DOUBLE-DOUBLE:

2/11/23, Glenn Taylor vs. USC (18 points, 10 reb)

TWO PLAYERS HAD A DOUBLE-DOUBLE:

3/9/19 at Washington State
Ethan Thompson (17 pts, 11 ast)
Tres Tinkle (26 pts, 12 reb)

PLAYERS HAD A TRIPLE-DOUBLE:

12/15/14, Gary Payton II vs. Grambling State (10 pts, 12 reb, 10 ast)
11/26/88, Gary Payton vs. Portland (20 pts, 14 reb, 11 ast)

Official Basketball Box Score -- Game Totals -- Final Statistics
Tulsa vs Oregon St.
11/07/22 9:00 pm at Corvallis, OR

Tulsa 70 • 0-1,0-0 AAC

#	Player	Total		3-Ptr		Rebounds			PF	TP	A	TO	Blk	Stl	Min
		FG-FGA	FG-FGA	FT-FTA	FT-FTA	Off	Def	Tot							
10	Tim Dalger	f	0-3	0-1	0-0	1	0	1	3	0	1	1	0	0	14
33	Bryant Selebangue	f	4-12	0-0	7-9	6	3	9	1	15	1	2	0	3	29
01	Sam Griffin	g	10-21	5-12	4-5	0	1	1	1	29	1	1	0	1	35
03	Sterling Gaston-Chap	g	1-6	0-2	0-2	5	2	7	4	2	0	1	0	2	20
14	Anthony Pritchard	g	2-9	0-3	2-2	0	1	1	2	6	2	4	0	2	32
02	Keyshawn Embery-Sim	g	0-3	0-1	0-0	1	5	6	4	0	2	1	0	1	26
04	Brian Knight	g	1-1	1-1	0-0	0	0	0	0	3	0	0	0	0	5
11	Brandon Betson	g	5-10	3-4	0-0	0	1	1	1	13	2	1	0	0	28
12	Nikita Konstantynovs	g	1-1	0-0	0-0	0	2	2	0	2	0	0	0	0	8
15	Charles Chukwu	g	0-0	0-0	0-0	1	0	1	1	0	0	0	0	0	3
	Team					0	0	0			1				
	Totals		24-66	9-24	13-18	14	15	29	17	70	9	12	0	9	200

FG % 1st Half: 16-40 40.0% 2nd half: 8-26 30.8% Game: 24-66 36.4%
 3FG % 1st Half: 7-14 50.0% 2nd half: 2-10 20.0% Game: 9-24 37.5%
 FT % 1st Half: 5-7 71.4% 2nd half: 8-11 72.7% Game: 13-18 72.2%

Deadball Rebounds 5,3

Oregon St. 73 • 1-0,0-0 Pac-12

#	Player	Total		3-Ptr		Rebounds			PF	TP	A	TO	Blk	Stl	Min
		FG-FGA	FG-FGA	FT-FTA	FT-FTA	Off	Def	Tot							
11	Dzmitry Ryuny	f	4-5	2-2	1-2	1	5	6	1	11	2	3	2	2	32
35	Glenn Taylor Jr.	f	6-13	0-1	4-6	1	4	5	3	16	3	3	1	0	36
15	Chol Marial	c	0-1	0-1	0-0	0	3	3	3	0	0	1	4	0	16
00	Jordan Pope	g	6-11	2-4	5-5	0	5	5	3	19	3	3	1	0	33
04	Dexter Akanno	g	5-11	2-5	6-6	1	1	2	4	18	1	4	0	1	37
02	Nick Krass	g	0-1	0-1	0-0	0	1	1	0	0	0	1	0	0	5
10	Tyler Bilodeau	g	1-3	0-2	0-0	1	1	2	1	2	0	1	0	0	11
12	Michael Rataj	g	1-1	0-0	0-0	1	1	2	0	2	1	1	0	0	9
14	Jayden Stevens	g	0-0	0-0	0-0	0	0	0	1	0	0	0	0	0	3
34	Rodrigue Andela	g	2-4	0-0	1-2	4	5	9	4	5	0	1	2	0	18
	Team					0	0	0			1				
	Totals		25-50	6-16	17-21	9	26	35	20	73	10	19	10	3	200

FG % 1st Half: 12-29 41.4% 2nd half: 13-21 61.9% Game: 25-50 50.0%
 3FG % 1st Half: 1-9 11.1% 2nd half: 5-7 71.4% Game: 6-16 37.5%
 FT % 1st Half: 3-3 100.0% 2nd half: 14-18 77.8% Game: 17-21 81.0%

Deadball Rebounds 2,2

Officials: Rick Batsell,Nate Harris,Tony Padilla
 Technical fouls: Tulsa-Sterling Gaston-Chap; Brandon Betson. Oregon St.-None.
 Attendance: 3320
 2022-23 Men's Basketball. Round: 0. Oregon St. vs Tulsa. Played at Gill Coliseum

Score by periods	1st	2nd	Total
Tulsa	44	26	70
Oregon St.	28	45	73

Official Basketball Box Score -- Game Totals -- Final Statistics
Florida A&M vs Oregon St.
11/11/22 6:00 pm at Corvallis, OR

Florida A&M 43 • 0-3,0-0 SWAC

#	Player	Total		3-Ptr		Rebounds			PF	TP	A	TO	Blk	Stl	Min
		FG-FGA	FG-FGA	FT-FTA	FT-FTA	Off	Def	Tot							
03	Peyton Williams	f	0-4	0-1	0-0	1	0	1	2	0	0	2	0	0	12
10	Chase Barrs	f	4-6	0-0	3-5	2	8	10	4	11	1	2	2	0	34
01	Byron Smith	g	1-10	0-5	0-0	0	2	2	1	2	4	1	0	0	28
02	Jordan Chatman	g	2-3	0-0	3-4	0	6	6	1	7	1	1	0	0	20
23	Jordan Tillmon	g	5-15	2-4	0-0	0	3	3	2	12	0	6	0	1	37
04	Hantz Louis-Jeune	g	2-3	1-2	2-3	0	0	0	2	7	0	1	2	1	16
05	Jaylen Bates	g	1-6	0-1	2-4	3	1	4	2	4	0	0	0	1	24
14	Tarig Eisa	g	0-0	0-0	0-0	0	2	2	0	0	0	1	0	0	6
15	Noah Meren	g	0-1	0-0	0-0	0	2	2	2	0	2	1	0	0	19
24	Wylie Howard	g	0-0	0-0	0-0	1	1	2	1	0	0	0	0	0	4
	Team					1	1	2			1				
	Totals		15-48	3-13	10-16	8	26	34	17	43	8	16	4	3	200

FG % 1st Half: 7-27 25.9% 2nd half: 8-21 38.1% Game: 15-48 31.3%
 3FG % 1st Half: 2-7 28.6% 2nd half: 1-6 16.7% Game: 3-13 23.1%
 FT % 1st Half: 1-2 50.0% 2nd half: 9-14 64.3% Game: 10-16 62.5%

Deadball Rebounds 2

Oregon St. 60 • 2-0,0-0 Pac-12

#	Player	Total		3-Ptr		Rebounds			PF	TP	A	TO	Blk	Stl	Min
		FG-FGA	FG-FGA	FT-FTA	FT-FTA	Off	Def	Tot							
11	Dzmitry Ryuny	f	1-3	0-2	0-0	1	2	3	1	2	1	0	1	1	20
35	Glenn Taylor Jr.	f	2-8	0-1	1-4	0	2	2	2	5	2	1	0	1	31
15	Chol Marial	c	1-6	0-0	2-2	1	5	6	4	4	0	0	0	1	18
00	Jordan Pope	g	5-10	2-5	2-3	0	4	4	1	14	3	1	0	3	31
04	Dexter Akanno	g	4-10	2-7	5-6	0	3	3	4	15	1	1	0	2	31
02	Nick Krass	g	0-4	0-1	2-2	0	0	0	1	2	0	0	0	0	10
10	Tyler Bilodeau	g	0-3	0-1	0-0	3	3	6	2	0	3	1	0	1	23
12	Michael Rataj	g	4-4	0-0	0-0	1	2	3	0	8	0	1	1	1	12
14	Jayden Stevens	g	0-1	0-1	0-0	0	0	0	0	0	0	0	0	0	6
34	Rodrigue Andela	g	5-5	0-0	0-0	0	6	6	4	10	0	3	2	0	18
	Team					1	2	3			2				
	Totals		22-54	4-18	12-17	7	29	36	19	60	10	10	4	10	200

FG % 1st Half: 9-29 31.0% 2nd half: 13-25 52.0% Game: 22-54 40.7%
 3FG % 1st Half: 2-9 22.2% 2nd half: 2-9 22.2% Game: 4-18 22.2%
 FT % 1st Half: 2-4 50.0% 2nd half: 10-13 76.9% Game: 12-17 70.6%

Deadball Rebounds 4

Officials: Crystal Hogan,Tommy Nunez,Mike Scyphers
 Technical fouls: Florida A&M-None. Oregon St.-None.
 Attendance: 4778
 2022-23 Men's Basketball. Round: 0. Florida A&M vs Oregon St.. Played at Gill

Score by periods	1st	2nd	Total
Florida A&M	17	26	43
Oregon St.	22	38	60

Official Basketball Box Score -- Game Totals -- Final Statistics
Bushnell vs Oregon St.
11/15/22 8:00 pm at Corvallis, OR

Bushnell 66 • 0-1

#	Player	Total		3-Ptr		Rebounds			PF	TP	A	TO	Blk	Stl	Min
		FG-FGA	FG-FGA	FT-FTA	FT-FTA	Off	Def	Tot							
01	Kaden Sand	*	2-15	1-1	0-0	2	2	4	3	5	2	2	0	3	27
05	Steve Schlabach	*	1-9	0-1	0-1	2	0	2	2	2	3	2	0	0	27
03	Trevon Richmond	*	1-6	0-2	10-10	0	4	4	1	12	1	2	0	0	25
24	Alexis Angeles	*	3-8	0-0	2-2	2	3	5	2	8	3	1	0	2	24
04	Spencer Hoffman	*	9-14	2-3	7-7	1	10	11	2	27	0	2	0	2	37
10	Aaron Von Bruck	*	1-1	1-1	0-0	0	1	1	1	3	1	1	0	0	22
22	Cory Johnson	*	0-1	0-0	0-0	0	2	2	0	0	0	0	1	0	6
23	Luke Smith	*	2-6	1-4	1-1	0	0	0	2	6	1	1	0	1	23
33	Colton Martin	*	1-1	0-0	1-2	0	1	1	4	3	0	0	0	0	9
	Team					1	2	3							
	Totals		20-61	5-12	21-23	8	25	33	17	66	11	11	1	8	200

FG % 1st Half: 11-26 42.3% 2nd half: 9-35 25.7% Game: 20-61 32.8%
 3FG % 1st Half: 4-6 66.7% 2nd half: 1-6 16.7% Game: 5-12 41.7%
 FT % 1st Half: 8-9 88.9% 2nd half: 13-14 92.9% Game: 21-23 91.3%

Deadball Rebounds 0

Oregon St. 83 • 3-0,0-0 Pac-12

#	Player	Total		3-Ptr		Rebounds			PF	TP	A	TO	Blk	Stl	Min
		FG-FGA	FG-FGA	FT-FTA	FT-FTA	Off	Def	Tot							
11	Dzmitry Ryuny	f	5-8	1-3	1-1	1	5	6	0	12	0	2	4	2	22
35	Glenn Taylor Jr.	f	7-11	1-3	4-6	0	3	3	2	19	3	4	0	1	24
15	Chol Marial	c	1-3	0-0	0-0	0	1	1	3	2	0	1	2	0	7
00	Jordan Pope	g	6-13	2-7	1-2	0	6	6	1	15	7	1	1	2	35
04	Dexter Akanno	g	2-7	0-3	0-0	0	2	2	2	4	8	0	0	1	32
02	Nick Krass	g	0-3	0-2	0-0	0	3	3	3	0	0	0	0	0	11
10	Tyler Bilodeau	g	3-5	0-0	2-3	1	2	3	3	8	2	2	0	0	18
12	Michael Rataj	g	3-3	0-0	0-0	2	3	5	3	6	1	0	0	0	18
14	Jayden Stevens	g	1-2	1-2	0-0	0	2	2	1	3	0	2	0	0	12
23	Felipe Palazzo	g	0-0	0-0	0-0	0	0	0	0	0	0	0	0	0	1
34	Rodrigue Andela	g	6-10	0-0	2-2	2	6	8	2	14	5	0	0	1	20
	Team					2	2	4							
	Totals		34-65	5-20	10-14	8	35	43	20	83	26	12	7	7	200

FG % 1st Half: 17-37 45.9% 2nd half: 17-28 60.7% Game: 34-65 52.3%
 3FG % 1st Half: 4-14 28.6% 2nd half: 1-6 16.7% Game: 5-20 25.0%
 FT % 1st Half: 3-5 60.0% 2nd half: 7-9 77.8% Game: 10-14 71.4%

Deadball Rebounds 2

Officials: Tom Nally,Tom Spitznagel,Ruben Ramos
 Technical fouls: Bushnell-None. Oregon St.-Tyler Bilodeau.
 Attendance: 2973
 2022-23 Men's Basketball. Round: 0. Oregon St. vs Bushnell. Played at Gill Col

Score by periods	1st	2nd	Total
Bushnell	34	32	66
Oregon St.	41	42	83

Official Basketball Box Score -- Game Totals -- Final Statistics
Portland St. vs Oregon St.
11/19/22 7:00 pm at Corvallis, OR

Portland St. 79

Official Basketball Box Score -- Game Totals -- Final Statistics
Duke vs Oregon St.
11/24/22 12:00 pm at Portland, OR

Duke 54 • 5-1,0-0 ACC

#	Player	F	Total		3-Ptr		Rebounds			PF	TP	A	TO	Blk	Stl	Min		
			FG	FGA	FG	FGA	FT	FTA	Off								Def	Tot
25	Mark Mitchell	f	0	4	0	2	1	2	0	0	0	0	1	0	0	0	11	
01	Dereck Lively II	c	1	1	0	0	0	0	0	0	1	2	0	0	1	1	10	
30	Kyle Filipowski	c	5	13	1	5	8	9	5	9	14	2	19	1	0	1	31	
03	Jeremy Roach	g	3	14	1	7	0	0	1	0	1	3	7	4	4	0	26	
05	Tyrese Proctor	g	1	7	1	6	2	2	1	1	2	3	5	0	1	0	30	
00	Dariq Whitehead	g	2	9	2	6	1	2	1	3	0	7	0	0	0	0	17	
02	Jaylen Blakes	g	0	3	0	2	0	0	0	0	0	2	0	1	0	0	17	
13	Jacob Grandison	g	0	4	0	1	2	2	1	4	5	3	2	2	0	0	18	
15	Ryan Young	g	4	5	0	0	3	4	8	7	15	3	11	1	1	1	30	
	Team								4	1	5							
	Totals		16	60	5	29	17	21	22	23	45	17	54	9	8	2	5	200

FG % 1st Half: 10-31 32.3% 2nd half: 6-29 20.7% Game: 16-60 26.7%
 3FG % 1st Half: 4-15 26.7% 2nd half: 1-14 7.1% Game: 5-29 17.2%
 FT % 1st Half: 5-6 83.3% 2nd half: 12-15 80.0% Game: 17-21 81.0%

Deadball
Rebounds
3

Oregon St. 51 • 3-2,0-0 Pac-12

#	Player	F	Total		3-Ptr		Rebounds			PF	TP	A	TO	Blk	Stl	Min		
			FG	FGA	FG	FGA	FT	FTA	Off								Def	Tot
11	Dzmitry Ryuny	f	3	5	2	4	0	0	3	2	5	3	8	1	2	1	0	25
35	Glenn Taylor Jr.	f	2	5	1	2	2	2	1	2	3	1	7	1	1	0	0	34
15	Chol Marial	c	0	2	0	2	2	2	1	0	1	4	2	0	2	2	0	19
00	Jordan Pope	g	5	12	1	6	3	4	1	4	5	0	14	2	2	0	2	38
04	Dexter Akanno	g	3	11	2	6	4	6	0	2	2	1	12	1	1	0	0	33
02	Nick Krass	g	0	0	0	0	0	0	1	1	2	0	0	0	1	0	0	5
10	Tyler Bilodeau	g	1	1	0	0	0	0	0	0	0	4	2	0	1	0	0	3
12	Michael Rataj	g	0	2	0	0	0	0	0	0	0	0	0	0	0	0	0	12
14	Jayden Stevens	g	0	1	0	1	0	0	2	2	0	0	0	0	0	0	0	11
34	Rodrigue Andela	g	3	4	0	0	0	0	5	5	5	6	0	1	1	0	0	20
	Team								0	5	5							
	Totals		17	43	6	21	11	14	6	23	29	20	51	5	11	4	2	200

FG % 1st Half: 10-22 45.5% 2nd half: 7-21 33.3% Game: 17-43 39.5%
 3FG % 1st Half: 5-13 38.5% 2nd half: 1-8 12.5% Game: 6-21 28.6%
 FT % 1st Half: 2-3 66.7% 2nd half: 9-11 81.8% Game: 11-14 78.6%

Deadball
Rebounds
0

Officials: Rob Riley,Deldre Carr,DJ Carstensen
 Technical fouls: Duke-None. Oregon St.-None.
 Attendance: 6526
 2022-23 Men's Basketball. Round: 0. Duke vs Oregon St.. Played at Veterans Mem

Score by periods	1st	2nd	Total
Duke	29	25	54
Oregon St.	27	24	51

Official Basketball Box Score -- Game Totals -- Final Statistics
Oregon St. vs Florida
11/25/22 3:00 pm at Portland, OR

Oregon St. 68 • 3-3,0-0 Pac-12

#	Player	F	Total		3-Ptr		Rebounds			PF	TP	A	TO	Blk	Stl	Min		
			FG	FGA	FG	FGA	FT	FTA	Off								Def	Tot
11	Dzmitry Ryuny	f	1	2	1	1	0	0	2	1	3	0	3	2	0	0	1	19
35	Glenn Taylor Jr.	f	2	8	0	4	4	4	0	2	2	3	8	4	6	0	0	26
15	Chol Marial	c	2	4	1	1	0	0	4	4	2	5	1	0	2	1	1	13
00	Jordan Pope	g	4	10	2	4	2	2	0	2	2	1	12	5	0	0	1	39
04	Dexter Akanno	g	3	9	0	3	2	4	0	2	2	3	8	2	1	0	0	26
02	Nick Krass	g	1	2	1	2	0	0	0	0	0	0	3	0	0	0	0	1
10	Tyler Bilodeau	g	5	8	2	3	0	1	2	3	2	12	1	0	1	0	24	
12	Michael Rataj	g	5	6	1	2	0	1	3	4	2	11	0	0	0	0	17	
14	Jayden Stevens	g	0	2	0	1	0	2	3	3	1	0	1	0	0	0	13	
24	KC Ibekwe	g	1	3	0	0	0	0	0	0	0	2	0	0	1	0	11	
34	Rodrigue Andela	g	2	2	0	0	0	2	1	3	1	4	1	2	1	0	11	
	Team								2	0	2							
	Totals		26	56	8	21	8	16	8	20	28	15	68	17	9	5	4	200

FG % 1st Half: 10-27 37.0% 2nd half: 16-29 55.2% Game: 26-56 46.4%
 3FG % 1st Half: 4-12 33.3% 2nd half: 4-9 44.4% Game: 8-21 38.1%
 FT % 1st Half: 5-7 71.4% 2nd half: 3-9 33.3% Game: 8-16 50.0%

Deadball
Rebounds
3

Florida 81 • 4-2,0-0 SEC

#	Player	F	Total		3-Ptr		Rebounds			PF	TP	A	TO	Blk	Stl	Min		
			FG	FGA	FG	FGA	FT	FTA	Off								Def	Tot
01	CJ Felder	f	1	2	0	0	0	0	0	0	0	3	2	0	0	0	15	
12	Colin Castleton	f	4	6	0	1	4	4	1	5	6	4	12	4	2	3	0	28
02	Trey Bonham	g	7	12	3	6	2	2	1	2	3	1	19	3	0	0	1	26
05	Will Richard	g	4	5	2	3	3	3	0	5	5	3	13	1	0	1	0	32
11	Kyle Lofton	g	3	8	1	2	0	0	0	7	7	0	7	4	5	0	1	32
00	Myreon Jones	g	1	2	0	0	0	1	1	1	0	3	0	0	0	0	0	7
03	Alex Fudge	g	2	6	1	3	2	2	1	1	2	2	7	1	0	0	0	25
14	Kowacie Reeves	g	1	2	0	1	0	0	2	2	2	0	2	0	0	0	0	8
24	Riley Kugel	g	4	7	0	1	2	3	0	0	0	1	10	2	0	1	0	15
33	Jason Jitoboh	g	3	3	0	0	0	1	1	3	6	0	0	0	0	1	12	
	Team								0	3	3							
	Totals		30	53	8	19	13	15	3	27	30	17	81	15	9	4	4	200

FG % 1st Half: 15-28 53.6% 2nd half: 15-25 60.0% Game: 30-53 56.6%
 3FG % 1st Half: 5-11 45.5% 2nd half: 3-8 37.5% Game: 8-19 42.1%
 FT % 1st Half: 7-9 77.8% 2nd half: 6-6 100.0% Game: 13-15 86.7%

Deadball
Rebounds
2

Officials: Mike Littlewood,Steven Anderson,Brent Hampton
 Technical fouls: Oregon St.-None. Florida-Trey Bonham; Kyle Lofton.
 Attendance: 6526
 2022-23 Men's Basketball. Round: 0. Florida vs Oregon St.. Played at Moda Cent

Score by periods	1st	2nd	Total
Oregon St.	29	39	68
Florida	42	39	81

	In	Off	2nd	Fast	Bench
Points	24	12	4	5	32
Paint	12	6	7	28	
T/O	12	6	7	28	
Chance	12	6	7	28	
Break	12	6	7	28	

Last FG - OSU 2nd-00:37, UF 2nd-00:48.
 Largest lead - OSU None, UF by 23 1st-07:13.
 OSU led for 00:00. UF led for 39:10. Game was tied for 00:37.

Score tied - 0 times.
 Lead changed - 0 times.

Official Basketball Box Score -- Game Totals -- Final Statistics
Oregon St. vs Portland St.
11/27/22 8:00 pm at Portland, OR

Oregon St. 71 • 3-4,0-0 Pac-12

#	Player	F	Total		3-Ptr		Rebounds			PF	TP	A	TO	Blk	Stl	Min		
			FG	FGA	FG	FGA	FT	FTA	Off								Def	Tot
11	Dzmitry Ryuny	f	0	0	0	0	1	2	0	0	0	2	1	0	0	0	5	
35	Glenn Taylor Jr.	f	3	6	1	1	2	5	0	2	2	2	9	4	7	0	0	26
15	Chol Marial	c	0	0	0	0	0	1	0	1	0	0	0	0	0	0	2	
00	Jordan Pope	g	6	10	1	3	10	10	0	3	3	2	23	3	2	0	1	37
04	Dexter Akanno	g	4	14	1	8	0	2	1	3	4	1	9	0	1	0	1	29
02	Nick Krass	g	2	3	1	2	0	0	1	1	1	5	0	1	0	1	17	
10	Tyler Bilodeau	g	3	5	0	0	3	4	1	3	4	3	9	1	2	0	0	19
12	Michael Rataj	g	0	4	0	1	2	2	0	6	6	1	2	1	0	2	1	22
14	Jayden Stevens	g	1	3	0	1	7	8	2	2	4	2	9	2	3	0	0	27
34	Rodrigue Andela	g	2	4	0	0	2	1	3	3	4	0	1	1	1	0	16	
	Team								0	2	2							
	Totals		21	49	4	16	25	33	7	23	30	17	71	11	18	3	4	200

FG % 1st Half: 9-22 40.9% 2nd half: 12-27 44.4% Game: 2

Official Basketball Box Score -- Game Totals -- Final Statistics
Oregon St. vs Southern California
12/04/22 4:00 pm at Los Angeles, CA

Oregon St. 62 • 4-5,1-1 Pac-12

#	Player	Total			3-Ptr			Rebounds			PF	TP	A	TO	Blk	Stl	Min
		FG	FGA	FT	FTA	Off	Def	Tot									
11	Dzmitry Ryuny	f	2-5	2-4	0-0	0	9	9	1	6	0	1	0	2	29		
12	Michael Rataj	f	2-5	0-0	0-0	3	1	4	3	4	0	0	1	0	19		
15	Chol Marial	c	1-2	1-2	0-0	0	1	1	3	3	0	3	0	0	16		
00	Jordan Pope	g	4-10	3-7	0-0	0	1	1	2	11	2	3	0	0	34		
04	Dexter Akanno	g	5-9	3-5	4-4	0	4	4	3	17	6	4	0	0	36		
02	Nick Krass	g	0-0	0-0	0-0	0	0	0	0	0	0	0	0	0	0+		
10	Tyler Biloiseau	g	0-4	0-1	0-0	1	0	1	2	0	1	0	0	0	9		
14	Jayden Stevens	g	0-1	0-1	0-0	0	0	0	1	0	0	0	1	0	5		
34	Rodrigue Andela	g	4-8	0-0	2-2	3	6	9	2	10	1	1	1	0	21		
35	Glenn Taylor Jr.	g	4-8	1-2	2-2	0	1	1	4	11	1	2	0	0	31		
	Team					2	2	4				1					
	Totals		22-52	10-22	8-8	9	25	34	21	62	11	15	3	2	200		

FG % 1st Half: 14-25 56.0% 2nd half: 8-27 29.6% Game: 22-52 42.3%
 3FG % 1st Half: 6-12 50.0% 2nd half: 4-10 40.0% Game: 10-22 45.5%
 FT % 1st Half: 0-0 0.0% 2nd half: 8-8 100.0% Game: 8-8 100.0%

Southern California 63 • 6-3,2-0 Pac-12

#	Player	Total			3-Ptr			Rebounds			PF	TP	A	TO	Blk	Stl	Min
		FG	FGA	FT	FTA	Off	Def	Tot									
00	Kobe Johnson	f	7-10	3-4	0-0	2	4	6	3	17	3	2	0	5	33		
24	Joshua Morgan	f	5-9	0-0	5-10	0	4	4	2	15	0	2	3	0	30		
05	Boogie Ellis	g	3-9	0-4	1-2	0	2	2	2	7	2	0	1	2	35		
13	Drew Peterson	g	4-10	1-5	1-2	1	4	5	1	10	6	1	2	0	38		
22	Tre White	g	1-2	0-0	2-2	1	1	2	0	4	0	0	0	1	16		
01	Malik Thomas	g	0-0	0-0	0-0	0	0	0	0	0	0	0	0	0	4		
02	Reese Dixon-Waters	g	2-6	0-2	4-5	0	1	1	0	8	2	1	0	1	30		
30	Harrison Hornery	g	0-1	0-0	0-0	0	1	1	2	0	0	0	0	0	7		
33	Kijani Wright	g	1-3	0-0	0-0	1	0	1	1	2	0	0	0	0	6		
55	Iaroslav Niagu	g	0-0	0-0	0-0	0	0	0	0	0	0	0	0	0	1		
	Team					0	1	1									
	Totals		23-50	4-16	13-21	5	18	23	11	63	13	6	6	9	200		

FG % 1st Half: 10-24 41.7% 2nd half: 13-26 50.0% Game: 23-50 46.0%
 3FG % 1st Half: 1-6 16.7% 2nd half: 3-10 30.0% Game: 4-16 25.0%
 FT % 1st Half: 2-5 40.0% 2nd half: 11-16 68.8% Game: 13-21 61.9%

Officials: Glen Mayberry, Jim Schipper, Eric Curry
 Technical fouls: Oregon St.-None. Southern California-None.
 Attendance: 3273
 2022-23 Men's Basketball. Round: 0. Oregon St. vs Southern California. Played

Score by periods	1st	2nd	Total
Oregon St.	34	28	62
Southern California	23	40	63

	In	Off	2nd	Fast	Bench
Points	18	6	4	0	21
OSU	32	19	6	16	10
USC					

Last FG - OSU 2nd-00:03, USC 2nd-00:17.
 Largest lead - OSU by 11 1st-04:55, USC by 5 2nd-00:17.
 OSU led for 31:34. USC led for 05:06. Game was tied for 03:20.

Official Basketball Box Score -- Game Totals -- Final Statistics
Seattle U vs Oregon St.
12/15/22 7:30 pm at Corvallis, OR

Seattle U 58 • 7-2,0-0 WAC

#	Player	Total			3-Ptr			Rebounds			PF	TP	A	TO	Blk	Stl	Min
		FG	FGA	FT	FTA	Off	Def	Tot									
15	Emeka Udenyi	f	1-2	0-0	0-0	3	0	3	0	2	4	0	0	1	21		
25	Brandon Chatfield	f	1-2	0-1	0-0	0	0	0	3	2	1	0	1	0	13		
02	Paris Dawson	g	3-6	3-4	2-4	0	1	1	2	11	2	3	0	0	24		
05	Cameron Tyson	g	1-10	1-8	1-3	0	4	4	3	4	0	3	0	1	33		
11	Riley Grigsby	g	5-14	2-6	2-2	0	6	6	2	14	2	3	1	0	32		
00	Alex Schumacher	g	3-12	1-5	3-4	1	1	2	3	10	0	2	0	1	23		
21	Viktor RajkoviA#	g	2-2	1-1	2-2	1	1	2	5	7	0	1	0	0	14		
23	Seyi Reiley	g	2-3	0-0	1-3	3	0	3	1	5	0	2	0	0	12		
33	Kobe Williamson	g	1-5	1-3	0-2	2	3	5	1	3	1	0	2	0	28		
	Team					2	0	2									
	Totals		19-56	9-28	11-20	12	16	28	20	58	9	15	3	4	200		

FG % 1st Half: 9-30 30.0% 2nd half: 10-26 38.5% Game: 19-56 33.9%
 3FG % 1st Half: 5-13 38.5% 2nd half: 4-15 26.7% Game: 9-28 32.1%
 FT % 1st Half: 5-9 55.6% 2nd half: 6-11 54.5% Game: 11-20 55.0%

Oregon St. 73 • 5-6,1-1 Pac-12

#	Player	Total			3-Ptr			Rebounds			PF	TP	A	TO	Blk	Stl	Min
		FG	FGA	FT	FTA	Off	Def	Tot									
11	Dzmitry Ryuny	f	2-4	2-3	0-0	1	11	12	2	6	2	1	1	1	32		
12	Michael Rataj	f	3-4	2-2	1-2	1	1	2	3	9	0	3	1	0	20		
35	Glenn Taylor Jr.	f	3-7	0-2	7-8	2	5	7	2	13	4	2	0	0	35		
00	Jordan Pope	g	6-9	3-5	0-0	0	1	1	1	15	1	1	0	0	26		
04	Dexter Akanno	g	2-7	0-3	2-2	0	1	1	2	6	2	2	1	2	26		
01	Christian Wright	g	0-2	0-1	3-4	0	0	0	2	3	4	2	0	2	14		
05	Justin Rochelin	g	1-4	1-2	2-2	1	1	2	4	5	1	1	0	5	19		
10	Tyler Biloiseau	g	4-5	1-1	2-2	0	3	3	1	11	0	1	0	0	14		
34	Rodrigue Andela	g	2-7	0-0	1-2	0	2	2	1	5	0	0	2	0	14		
	Team					1	0	1									
	Totals		23-49	9-19	18-22	6	25	31	18	73	14	14	5	10	200		

FG % 1st Half: 10-26 38.5% 2nd half: 13-23 56.5% Game: 23-49 46.9%
 3FG % 1st Half: 3-9 33.3% 2nd half: 6-10 60.0% Game: 9-19 47.4%
 FT % 1st Half: 2-4 50.0% 2nd half: 16-18 88.9% Game: 18-22 81.8%

Officials: Mike Reed, Mike Scyphers, Tony Padilla
 Technical fouls: Seattle U-None. Oregon St.-Michael Rataj.
 Attendance: 2537
 2022-23 Men's Basketball. Round: 0. Oregon St. vs Seattle U. Played at Gill Co

Score by periods	1st	2nd	Total
Seattle U	28	30	58
Oregon St.	25	48	73

	In	Off	2nd	Fast	Bench
Points	14	16	15	5	25
SU	20	24	4	17	24
OSU					

Last FG - SU 2nd-01:18, OSU 2nd-00:43.
 Largest lead - SU by 8 1st-06:28, OSU by 20 2nd-03:07.
 SU led for 22:56. OSU led for 13:32. Game was tied for 03:20.

Official Basketball Box Score -- Game Totals -- Final Statistics
Oregon St. vs Texas A&M
12/11/22 7:00 pm at Bryan-College Station, TX

Oregon St. 54 • 4-6,1-1 Pac-12

#	Player	Total			3-Ptr			Rebounds			PF	TP	A	TO	Blk	Stl	Min
		FG	FGA	FT	FTA	Off	Def	Tot									
11	Dzmitry Ryuny	f	5-11	3-8	0-0	1	5	6	1	13	4	1	0	1	35		
12	Michael Rataj	f	4-5	1-2	0-2	2	1	3	1	9	0	1	1	1	27		
34	Rodrigue Andela	f	1-2	0-0	0-0	0	0	0	3	2	0	1	0	0	10		
00	Jordan Pope	g	5-11	2-6	3-3	0	0	0	0	15	5	1	0	0	36		
04	Dexter Akanno	g	2-6	2-4	0-0	0	3	3	4	6	2	5	0	0	18		
01	Christian Wright	g	1-3	0-1	0-0	0	0	0	4	2	0	0	0	0	9		
02	Nick Krass	g	0-2	0-1	0-0	0	0	0	0	0	0	0	0	0	8		
05	Justin Rochelin	g	0-2	0-1	0-0	0	1	1	1	0	0	0	1	2	10		
10	Tyler Biloiseau	g	0-3	0-2	0-0	0	2	2	1	4	0	1	1	0	10		
14	Jayden Stevens	g	1-2	1-1	1-2	2	1	3	0	0	4	0	0	0	7		
24	KC Ibekwe	g	0-1	0-0	0-0	0	0	0	1	0	0	0	0	0	3		
35	Glenn Taylor Jr.	g	0-4	0-2	3-4	0	4	4	2	3	1	2	0	3	27		
	Team					1	2	3									
	Totals		19-52	9-28	7-11	6	19	25	18	54	12	12	3	7	200		

FG % 1st Half: 11-25 44.0% 2nd half: 8-27 29.6% Game: 19-52 36.5%
 3FG % 1st Half: 5-13 38.5% 2nd half: 4-15 26.7% Game: 9-28 32.1%
 FT % 1st Half: 3-3 100.0% 2nd half: 4-8 50.0% Game: 7-11 63.6%

Texas A&M 72 • 6-3,0-0 SEC

#	Player	Total			3-Ptr			Rebounds			PF	TP	A	TO	Blk	Stl	Min
		FG	FGA	FT	FTA	Off	Def	Tot									
34	Julius Marble	f	4-6	0-1	3-5	2	5	7	0	11	1	2	0	0	21		
00	Dexter Dennis	g	5-9	4-7	2-2	1	3	4	1	16	2	2	0	0	28		
04	Wade Taylor IV	g	2-5	1-4	4-4	1	2	3	3	9	6	3	0	1	26		
20	Andre Gordon	g	0-1	0-1	0-0	0	3	3	0	0	3	0	0	1	12		
23	Tyrece Radford	g	3-11	3-5	3-4	2	5	7	1	12	3	1	1	1	34		
01	Khalen Robinson	g	1-2	0-1	0-0	0	1	1	0	2	0	0	0	0	4		
02	Hayden Hefner	g	0-3	0-3	2-2	0	1	1	3	2	0	1	0	0	13		
13	Solomon Washington	g	2-2	1-1	2-2	2	3	5	1	7	1	0	0	1	19		
15	Henry Coleman III	g	0-3	0-0	2-4	1	4	5	0	2	0	0	0	1	19		
35	Manny Obaseki	g	5-8	0-0	1-2	1	0	1	0	11	0	2	0	2	24		
	Team					1	1	2									
	Totals		22-50	9-23	19-25	11	28	39	9	72	16	12	1	7	200		

FG % 1st Half: 9-24 37.5% 2nd half: 13-26 50.0% Game: 22-50 44.0%
 3FG % 1st Half: 3-9 33.3% 2nd half: 6-14 42.9% Game: 9-23 39.1%
 FT % 1st Half: 5-9 55.6%

Official Basketball Box Score -- Game Totals -- Final Statistics
Denver vs Oregon St.
12/21/22 7:00 pm at Corvallis, OR

Denver 52 • 9-5,0-1 Summit L

#	Player	Total		3-Ptr		Rebounds		PF	TP	A	TO	Blk	Stl	Min	
		FG-FGA	FG-FGA	FT-FTA	Off Def Tot										
13	Lukas Kisunas	f	4-4	0-0	2-3	2	6	8	4	10	0	3	0	0	21
25	Touko Tainamo	f	5-10	0-0	0-3	1	2	3	4	10	0	2	0	1	29
00	Tommy Bruner	g	4-9	0-3	2-2	0	4	4	3	10	4	1	0	2	36
10	Marko Lukic	g	3-9	0-4	1-2	0	6	6	2	7	1	0	0	0	29
20	Justin Mullins	g	3-6	0-1	0-0	0	3	3	3	6	0	1	0	0	27
01	Tevin Smith	g	0-5	0-1	0-0	0	1	1	0	0	2	3	1	0	20
15	Pedro Lopez Sanvicen	g	0-1	0-1	0-0	2	0	2	1	0	0	1	0	0	4
23	Tyree Corbett	g	3-8	0-1	3-4	1	3	4	1	9	0	1	0	1	25
40	Ben Bowen	g	0-2	0-0	0-0	1	1	2	2	0	1	0	0	3	9
	Team					0	0	0							
	Totals		22-54	0-11	8-15	7	26	33	20	52	8	12	1	7	200

FG % 1st Half: 8-27 29.6% 2nd half: 14-27 51.9% Game: 22-54 40.7%
 3FG % 1st Half: 0-8 0.0% 2nd half: 0-3 0.0% Game: 0-11 0.0%
 FT % 1st Half: 2-6 33.3% 2nd half: 6-9 66.7% Game: 8-15 53.3%

Oregon St. 57 • 7-6,1-1 Pac-12

#	Player	Total		3-Ptr		Rebounds		PF	TP	A	TO	Blk	Stl	Min	
		FG-FGA	FG-FGA	FT-FTA	Off Def Tot										
11	Dzmitry Ryuny	f	2-7	2-6	1-2	0	5	5	3	7	2	1	3	0	25
12	Michael Rataj	f	1-6	0-1	2-3	3	6	9	3	4	0	2	3	1	29
35	Glenn Taylor Jr.	f	4-8	0-0	4-5	1	2	3	1	12	4	3	1	1	35
00	Jordan Pope	g	3-11	2-5	2-2	0	4	4	1	10	2	1	0	0	37
04	Dexter Akanno	g	0-1	0-0	1-2	0	1	1	2	1	0	4	0	1	8
02	Nick Krass	g	2-3	0-1	5-6	0	1	1	1	9	0	0	0	0	15
05	Justin Rochelin	g	2-5	0-1	4-4	2	2	4	2	8	0	1	0	0	26
10	Tyler Bilodeau	g	2-5	0-1	0-0	0	3	3	1	4	1	0	0	0	12
14	Jayden Stevens	g	0-0	0-0	0-0	0	0	0	1	0	0	0	0	0	2
34	Rodrigue Andela	g	1-3	0-0	0-0	1	2	3	2	2	0	1	0	1	11
	Team					0	0	0							
	Totals		17-49	4-15	19-24	7	26	33	17	57	9	13	7	4	200

FG % 1st Half: 8-25 32.0% 2nd half: 9-24 37.5% Game: 17-49 34.7%
 3FG % 1st Half: 2-7 28.6% 2nd half: 2-8 25.0% Game: 4-15 26.7%
 FT % 1st Half: 2-4 50.0% 2nd half: 17-20 85.0% Game: 19-24 79.2%

Officials: Rick Batsell,Glen Mayberry,Deron White
 Technical fouls: Denver-None. Oregon St.-Dzmitry Ryuny.
 Attendance: 2617
 2022-23 Men's Basketball. Round: 0. Denver vs Oregon St.. Played at Gill Colis

Score by periods	1st	2nd	Total
Denver	18	34	52
Oregon St.	20	37	57

Last FG - DENVER 2nd-00:40, OSU 2nd-01:06.
 Largest lead - DENVER by 9 1st-08:23, OSU by 7 2nd-16:38.

Official Basketball Box Score -- Game Totals -- Final Statistics
Oregon St. vs Oregon
12/31/22 5:00 pm at Eugene, OR

Oregon St. 68 • 7-7,1-2 Pac-12

#	Player	Total		3-Ptr		Rebounds		PF	TP	A	TO	Blk	Stl	Min	
		FG-FGA	FG-FGA	FT-FTA	Off Def Tot										
11	Dzmitry Ryuny	f	0-1	0-0	1-3	0	2	2	4	1	1	0	0	1	16
12	Michael Rataj	f	4-7	0-0	0-0	2	1	3	3	8	1	0	0	0	19
35	Glenn Taylor Jr.	f	4-8	1-2	3-3	0	3	3	2	12	1	2	0	0	34
00	Jordan Pope	g	3-8	2-3	0-0	0	2	2	1	8	0	1	0	2	33
04	Dexter Akanno	g	6-11	4-6	4-4	0	3	3	0	20	2	1	0	0	33
01	Christian Wright	g	1-4	0-1	2-2	0	1	1	1	4	0	0	0	0	17
05	Justin Rochelin	g	0-1	0-0	0-0	0	0	0	0	0	0	0	0	1	7
10	Tyler Bilodeau	g	4-8	0-2	2-2	2	4	6	4	10	2	1	1	1	28
24	KC Ibekwe	g	2-2	0-0	1-1	0	1	1	2	5	0	0	0	0	7
34	Rodrigue Andela	g	0-0	0-0	0-0	0	0	0	1	0	1	1	0	0	6
	Team					0	0	0							
	Totals		24-50	7-14	13-15	4	17	21	22	68	9	7	1	5	200

FG % 1st Half: 11-23 47.8% 2nd half: 13-27 48.1% Game: 24-50 48.0%
 3FG % 1st Half: 4-9 44.4% 2nd half: 3-5 60.0% Game: 7-14 50.0%
 FT % 1st Half: 5-7 71.4% 2nd half: 8-8 100.0% Game: 13-15 86.7%

Oregon 77 • 8-6,2-1 Pac-12

#	Player	Total		3-Ptr		Rebounds		PF	TP	A	TO	Blk	Stl	Min	
		FG-FGA	FG-FGA	FT-FTA	Off Def Tot										
13	Quincy Guerrier	f	4-10	3-7	2-3	1	3	4	1	13	0	2	2	1	37
01	N'Faly Dante	c	6-8	0-0	5-7	5	3	8	4	17	0	1	1	0	18
00	Will Richardson	g	7-14	3-7	5-6	3	4	7	2	22	3	1	0	2	40
04	Brennan Riggsby	g	4-6	0-2	0-0	0	4	4	3	8	2	0	0	0	25
11	Rivaldo Soares	g	1-7	0-3	0-0	1	2	3	3	2	3	3	0	0	38
02	Tyrone Williams	g	0-0	0-0	0-0	1	0	1	0	0	0	0	0	0	2
10	Ke'el Ware	g	4-8	0-1	5-7	1	5	6	0	13	1	0	0	1	23
15	Lok Wur	g	1-4	0-2	0-0	4	0	4	3	2	1	1	1	0	14
23	Gabe Reichle	g	0-0	0-0	0-0	0	0	0	0	0	0	0	0	0	3
	Team					1	1	2							
	Totals		27-57	6-22	17-23	17	22	39	16	77	11	8	4	4	200

FG % 1st Half: 15-32 46.9% 2nd half: 12-25 48.0% Game: 27-57 47.4%
 3FG % 1st Half: 4-13 30.8% 2nd half: 2-9 22.2% Game: 6-22 27.3%
 FT % 1st Half: 10-13 76.9% 2nd half: 7-10 70.0% Game: 17-23 73.9%

Officials: D.G. Nelson,Michael Irving,John Higgins
 Technical fouls: Oregon St.-None. Oregon-None.
 Attendance: 7001
 2022-23 Men's Basketball. Round: 0. Oregon vs Oregon St.. Played at Matthew Kn

Score by periods	1st	2nd	Total
Oregon St.	31	37	68
Oregon	44	33	77

Last FG - OSU 2nd-03:45, OREGON 2nd-01:40

Official Basketball Box Score -- Game Totals -- Final Statistics
Oregon St. vs Utah
01/05/23 8:00 pm at Salt Lake City, UT

Oregon St. 60 • 7-8,1-3 Pac-12

#	Player	Total		3-Ptr		Rebounds		PF	TP	A	TO	Blk	Stl	Min	
		FG-FGA	FG-FGA	FT-FTA	Off Def Tot										
11	Dzmitry Ryuny	f	0-4	0-1	0-0	2	4	6	0	0	0	2	0	0	14
12	Michael Rataj	f	3-8	2-4	0-0	0	3	3	2	8	2	1	0	2	22
35	Glenn Taylor Jr.	f	2-9	2-5	3-4	0	2	2	2	9	5	3	0	0	28
00	Jordan Pope	g	3-5	2-3	0-0	0	2	2	0	8	0	0	0	1	32
04	Dexter Akanno	g	2-2	0-0	0-0	0	0	0	4	4	1	2	0	0	10
01	Christian Wright	g	2-8	0-3	1-1	0	4	4	1	5	4	0	0	0	20
02	Nick Krass	g	0-3	0-1	0-0	0	1	1	1	0	1	1	0	0	19
05	Justin Rochelin	g	1-4	1-2	0-0	1	2	3	2	3	0	0	0	0	13
10	Tyler Bilodeau	g	5-7	1-1	0-0	1	2	3	2	11	0	0	0	0	16
24	KC Ibekwe	g	1-1	0-0	0-0	0	0	0	2	2	0	2	0	0	2
34	Rodrigue Andela	g	5-9	0-0	0-0	2	1	3	2	10	0	1	0	2	24
	Team					2	1	3							
	Totals		24-60	8-20	4-5	8	22	30	18	60	13	12	0	5	200

FG % 1st Half: 14-28 50.0% 2nd half: 10-32 31.3% Game: 24-60 40.0%
 3FG % 1st Half: 5-6 83.3% 2nd half: 3-14 21.4% Game: 8-20 40.0%
 FT % 1st Half: 1-1 100.0% 2nd half: 3-4 75.0% Game: 4-5 80.0%

Utah 79 • 12-4,5-0 Pac-12

#	Player	Total		3-Ptr		Rebounds		PF	TP	A	TO	Blk	Stl	Min	
		FG-FGA	FG-FGA	FT-FTA	Off Def Tot										
01	Ben Carlson	f	2-3	0-1	0-0	1	1	2	3	4	0	2	0	0	16
35	Branden Carlson	c	10-19	2-4	5-5	3	8	11	2	27	2	1	1	0	32
10	Marco Anthony	g	5-8	0-0	4-4	4	8	12	0	14	3	0	1	2	33
25	Rollie Worster	g	2-5	0-1	2-2	0	2	2	0	6	8	3	1	1	34
05	Gabe Madsen	g	3-8	3-8	4-5	0	3	3	2	13	1	0	0	4	34
03	Bostyn Holt	g	0-1	0-0	0-0	0	1	1	2	0	1	0	0	0	7
05	Jaxon Brenchley	g	0-0	0-0	0-0	0	0	0	0	0	0	0	0	0	2
11	Wilguens Jr. Exacte	g	1-3	0-2	0-0	0	1	1	0	2	0	0	0	0	8
13	Keba Keita	g	0-0	0-0	0-0	1	1	2	1	0	1	1	0	0	8
20	Lazar Stefanovic	g	4-10	2-6	3-4	0	3	3	3						

Official Basketball Box Score -- Game Totals -- Final Statistics
Arizona vs Oregon St.
01/12/23 8:00 pm at Corvallis, OR

Arizona 86 • 15-2,4-2 Pac-12

#	Player	Total		3-Ptr		Rebounds			PF	TP	A	TO	Blk	Stl	Min
		FG-FGA	FG-FGA	FT-FTA	Off	Def	Tot								
10	Azuolas Tubelis	f	11-15	1-1	2-3	4	6	10	4	25	2	2	1	0	35
11	Oumar Ballo	c	5-8	0-0	5-10	3	11	14	3	15	1	1	2	0	29
00	Courtney Ramey	g	4-11	3-8	0-0	1	2	3	1	11	7	4	1	3	35
03	Pelle Larsson	g	3-5	1-3	2-2	2	5	7	4	9	1	0	1	1	27
25	Kerr Krissa	g	4-11	3-9	2-2	0	1	1	3	13	11	5	0	1	29
02	Adama Bal	g	1-1	1-1	0-0	0	0	0	1	3	0	1	0	0	7
04	Kylan Boswell	g	1-4	1-4	0-0	0	0	0	1	3	4	2	0	1	11
13	Henri Veesaar	g	0-0	0-0	0-0	0	0	0	0	0	0	1	0	0	1
44	Dylan Anderson	g	1-2	0-0	0-0	0	1	1	3	2	0	0	0	0	7
45	Cedric Henderson Jr.	g	2-4	1-3	0-0	1	2	3	1	5	0	1	1	0	19
	Team					2	2	4							
Totals			32-61	11-29	11-17	13	30	43	21	86	26	17	6	6	200

FG % 1st Half: 17-32 53.1% 2nd half: 15-29 51.7% Game: 32-61 52.5% Deadball Rebounds 2
 3FG % 1st Half: 7-15 46.7% 2nd half: 4-14 28.6% Game: 11-29 37.9%
 FT % 1st Half: 3-5 60.0% 2nd half: 8-12 66.7% Game: 11-17 64.7%

Oregon St. 74 • 7-10,1-5 Pac-12

#	Player	Total		3-Ptr		Rebounds			PF	TP	A	TO	Blk	Stl	Min
		FG-FGA	FG-FGA	FT-FTA	Off	Def	Tot								
11	Dzmitry Ryuny	f	1-3	1-3	0-0	1	3	4	3	3	0	1	0	0	21
34	Rodrigue Andela	f	0-1	0-0	0-0	0	0	0	3	0	0	0	0	0	3
35	Glenn Taylor Jr.	f	4-12	1-3	4-5	0	5	5	4	13	4	2	1	0	35
00	Jordan Pope	g	5-9	3-6	1-2	0	3	3	1	14	4	2	0	3	39
04	Dexter Akanno	g	1-6	0-3	2-2	0	2	2	0	4	1	3	0	0	17
02	Nick Krass	g	1-3	0-2	0-0	0	0	0	1	2	0	0	1	0	13
10	Tyler Bilodeau	f	5-12	1-4	7-7	2	4	6	3	18	1	1	0	2	30
12	Michael Rataj	f	5-10	2-4	6-9	3	2	5	2	18	0	0	0	3	26
14	Jayden Stevens	g	1-3	0-2	0-0	0	1	1	1	2	2	0	1	2	15
24	KC Ibekwe	g	0-1	0-0	0-1	3	0	3	0	0	2	1	0	0	1
	Team					2	0	2							
Totals			23-60	8-27	20-26	11	20	31	18	74	12	12	4	10	200

FG % 1st Half: 7-28 25.0% 2nd half: 16-32 50.0% Game: 23-60 38.3% Deadball Rebounds 2
 3FG % 1st Half: 3-16 18.8% 2nd half: 5-11 45.5% Game: 8-27 29.6%
 FT % 1st Half: 9-13 69.2% 2nd half: 11-13 84.6% Game: 20-26 76.9%

Officials: Deron White, Gregory Nixon, Verne Harris
 Technical fouls: Arizona-None. Oregon St.-None.
 Attendance: 4126
 2022-23 Men's Basketball. Round: 0. Arizona vs Oregon St.. Played at Gill Coli

Score by periods	1st	2nd	Total	In	Off	2nd	Fast	Bench
Arizona	44	42	86	36	13	13	12	13
Oregon St.	26	48	74	28	17	12	40	

Last FG - UA 2nd-01:57, OSU 2nd-00:31. Largest lead - UA by 24 2nd-15:20, OSU None. Score tied - 0 times. Lead changed - 0 times.

Official Basketball Box Score -- Game Totals -- Final Statistics
Arizona St. vs Oregon St.
01/14/23 1:00 pm at Corvallis, OR

Arizona St. 74 • 15-3,6-1 Pac-12

#	Player	Total		3-Ptr		Rebounds			PF	TP	A	TO	Blk	Stl	Min
		FG-FGA	FG-FGA	FT-FTA	Off	Def	Tot								
22	Warren Washington	f	1-5	0-0	0-0	1	6	7	5	2	0	3	1	1	27
00	DJ Horne	g	2-7	1-3	4-4	1	1	2	2	9	4	1	0	1	29
04	Desmond Cambridge Jr	g	8-14	4-7	1-4	0	1	1	1	21	1	2	2	1	32
10	Frankie Collins	g	4-7	0-1	4-8	1	3	4	3	12	2	0	1	2	25
35	Devan Cambridge	g	5-8	1-2	2-4	5	3	8	2	13	0	3	1	1	30
01	Luther Muhammad	g	0-1	0-1	0-0	0	0	0	0	1	0	0	0	0	7
02	Austin Nunez	g	1-3	0-1	5-5	0	0	0	0	7	0	1	1	2	15
05	Jamiya Neal	g	2-3	2-3	0-0	0	3	3	2	6	1	1	0	1	12
24	Duke Brennan	g	0-0	0-0	0-0	0	1	1	1	0	0	1	3	0	10
32	Alonzo Gaffney	g	1-1	0-0	2-2	0	0	0	2	4	0	1	0	0	13
	Team					1	2	3							
Totals			24-49	8-18	18-27	9	20	29	19	74	8	13	9	9	200

FG % 1st Half: 12-26 46.2% 2nd half: 12-23 52.2% Game: 24-49 49.0% Deadball Rebounds 7.1
 3FG % 1st Half: 6-12 50.0% 2nd half: 2-6 33.3% Game: 8-18 44.4%
 FT % 1st Half: 9-15 60.0% 2nd half: 9-12 75.0% Game: 18-27 66.7%

Oregon St. 69 • 7-11,1-6 Pac-12

#	Player	Total		3-Ptr		Rebounds			PF	TP	A	TO	Blk	Stl	Min
		FG-FGA	FG-FGA	FT-FTA	Off	Def	Tot								
10	Tyler Bilodeau	f	3-10	2-4	1-2	3	2	5	5	9	1	0	0	0	25
12	Michael Rataj	f	6-9	2-2	3-5	2	2	4	3	17	3	2	0	2	32
14	Jayden Stevens	f	2-5	2-4	0-0	1	2	3	0	6	0	0	0	0	23
35	Glenn Taylor Jr.	f	4-7	1-3	4-4	0	2	2	2	13	1	6	0	1	33
00	Jordan Pope	g	4-13	1-5	0-0	2	3	5	5	9	2	2	0	1	31
02	Nick Krass	g	1-2	1-1	1-1	0	0	0	1	4	2	2	0	0	11
04	Dexter Akanno	g	1-5	1-4	2-2	0	0	0	3	5	3	3	0	1	23
11	Dzmitry Ryuny	g	1-2	0-1	0-0	2	2	4	1	2	0	0	0	2	15
34	Rodrigue Andela	g	2-3	0-0	0-0	0	1	1	1	4	0	0	0	0	7
	Team					3	4	7							
Totals			24-56	10-24	11-14	13	18	31	21	69	12	16	0	7	200

FG % 1st Half: 16-29 55.2% 2nd half: 8-27 29.6% Game: 24-56 42.9% Deadball Rebounds 1
 3FG % 1st Half: 7-11 63.6% 2nd half: 3-13 23.1% Game: 10-24 41.7%
 FT % 1st Half: 3-4 75.0% 2nd half: 8-10 80.0% Game: 11-14 78.6%

Officials: Scott Brown, Jim Schipper, David Hall
 Technical fouls: Arizona St.-Jamiya Neal. Oregon St.-None.
 Attendance: 3789
 2022-23 Men's Basketball. Round: 0. Arizona St. vs Oregon St.. Played at Gill

Score by periods	1st	2nd	Total	In	Off	2nd	Fast	Bench
Arizona St.	39	35	74	28	25	6	17	17
Oregon St.	42	27	69	22	15	6	15	15

Last FG - ASU 2nd-02:59, OSU 2nd-01:44. Largest lead - ASU by 9 2nd-03:50, OSU by 16 1st-05:36. ASU led for 12:05. OSU led for 24:13. Game was tied for 03:42. Score tied - 2 times. Lead changed - 1 time.

Official Basketball Box Score -- Game Totals -- Final Statistics
Oregon St. vs Stanford
01/19/23 8:00 pm at Stanford, CA

Oregon St. 46 • 7-12,1-7 Pac-12

#	Player	Total		3-Ptr		Rebounds			PF	TP	A	TO	Blk	Stl	Min
		FG-FGA	FG-FGA	FT-FTA	Off	Def	Tot								
10	Tyler Bilodeau	f	3-5	2-2	0-0	0	3	3	1	8	1	2	0	0	26
12	Michael Rataj	f	1-6	0-1	1-2	0	1	1	0	3	1	2	0	0	17
35	Glenn Taylor Jr.	f	4-7	2-4	1-1	0	3	3	3	11	1	2	0	0	25
00	Jordan Pope	g	2-6	2-5	2-2	0	5	5	4	8	2	0	0	0	30
04	Dexter Akanno	g	2-5	0-1	4-5	0	4	4	0	8	1	0	0	2	34
01	Christian Wright	g	0-1	0-1	0-0	0	1	1	2	0	0	0	0	0	8
02	Nick Krass	g	1-4	1-3	0-0	0	0	0	0	3	0	1	0	0	17
05	Justin Rochelin	g	0-1	0-1	0-0	0	0	0	1	0	0	1	0	1	3
11	Dzmitry Ryuny	g	0-3	0-2	1-2	0	3	3	1	1	0	3	0	1	21
14	Jayden Stevens	g	0-1	0-1	0-0	0	0	0	1	0	0	2	0	1	5
24	KC Ibekwe	g	1-2	0-0	2-3	0	1	1	0	4	0	0	1	0	7
34	Rodrigue Andela	g	0-0	0-0	0-0	0	0	0	1	0	0	2	0	0	7
	Team					2	3	5							
Totals			14-41	7-21	11-15	2	24	26	14	46	6	17	1	5	200

FG % 1st Half: 8-21 38.1% 2nd half: 6-20 30.0% Game: 14-41 34.1% Deadball Rebounds 2
 3FG % 1st Half: 4-11 36.4% 2nd half: 3-10 30.0% Game: 7-21 33.3%
 FT % 1st Half: 2-3 66.7% 2nd half: 9-12 75.0% Game: 11-15 73.3%

Stanford 67 • 6-12,1-7 Pac-12

#	Player	Total		3-Ptr		Rebounds			PF	TP	A	TO	Blk	Stl	Min
		FG-FGA	FG-FGA	FT-FTA	Off	Def	Tot								
14	Spencer Jones	f	7-11	4-8	0-1	1	2	3	1	18	1	2	0	2	30
23	Brandon Angel	f	1-7	0-3	0-0	2	4	6	1	2	0	0	0	0	27
42	Maxime Raynaud	f	6-11	0-2	0-0	2	4	6	2	12	0	0			

Official Basketball Box Score -- Game Totals -- Final Statistics
Utah vs Oregon St.
01/26/23 8:00 pm at Corvallis, OR

Utah 63 • 15-7,8-3 Pac-12

#	Player	Total		3-Ptr		Rebounds			PF	TP	A	TO	Blk	Stl	Min
		FG-FGA	FG-FGA	FG-FGA	FT-FTA	Off	Def	Tot							
01	Ben Carlson	f	3-4	0-0	0-0	2	3	5	2	6	1	2	0	0	24
35	Branden Carlson	c	3-7	1-4	5-6	0	6	6	3	12	2	2	2	0	24
10	Marco Anthony	g	3-4	0-0	1-2	3	3	6	1	7	1	1	0	2	32
25	Rollie Worster	g	4-8	1-3	3-3	1	5	6	0	12	7	1	0	3	32
55	Gabe Madsen	g	4-11	2-8	3-4	0	3	3	1	13	2	2	0	0	29
03	Bostyn Holt	g	0-2	0-0	0-0	0	0	0	1	0	0	0	1	0	7
05	Jaxon Brenchley	g	0-0	0-0	0-0	0	0	0	0	0	0	0	0	0	1
11	Wilguens Jr. Exacte	g	1-7	1-4	0-0	0	0	0	1	3	0	0	0	0	10
13	Keba Keita	g	2-3	0-0	0-0	2	3	5	3	4	0	1	0	0	12
20	Lazar Stefanovic	g	2-7	2-4	0-0	2	3	5	1	6	3	2	0	2	25
21	Luka Tarlac	g	0-0	0-0	0-0	1	0	1	2	0	0	0	0	0	4
	Team					1	1	2							
	Totals		22-53	7-23	12-15	12	27	39	15	63	16	12	3	7	200

FG % 1st Half: 12-27 44.4% 2nd half: 10-26 38.5% Game: 22-53 41.5%
 3FG % 1st Half: 4-12 33.3% 2nd half: 3-11 27.3% Game: 7-23 30.4%
 FT % 1st Half: 4-5 80.0% 2nd half: 8-10 80.0% Game: 12-15 80.0%

Oregon St. 44 • 8-13,2-8 Pac-12

#	Player	Total		3-Ptr		Rebounds			PF	TP	A	TO	Blk	Stl	Min
		FG-FGA	FG-FGA	FG-FGA	FT-FTA	Off	Def	Tot							
10	Tyler Bilodeau	f	2-6	0-2	3-4	3	6	9	2	7	1	3	1	1	27
34	Rodrigue Andela	f	3-7	0-0	1-1	4	4	8	1	7	0	2	1	1	19
35	Glenn Taylor Jr.	f	2-8	0-3	2-2	0	2	2	1	6	3	2	0	2	29
00	Jordan Pope	g	5-11	1-5	0-0	0	2	2	2	11	0	1	0	1	32
04	Dexter Akanno	g	2-7	0-2	0-0	1	1	2	1	4	0	0	0	1	34
01	Christian Wright	g	0-1	0-1	1-2	0	0	0	2	1	0	0	0	0	10
02	Nick Krass	g	0-0	0-0	0-0	0	0	0	0	0	0	0	0	0	6
05	Justin Rochelin	g	0-2	0-2	0-0	0	0	0	0	0	0	1	1	0	9
11	Dzmitry Ryuny	g	0-1	0-0	0-0	0	2	2	1	0	0	1	1	1	7
12	Michael Rataj	g	3-6	1-3	1-2	0	2	2	1	8	0	1	0	1	18
24	KC Ibekwe	g	0-1	0-0	0-0	0	0	0	2	0	0	1	1	0	9
	Team					0	2	2							
	Totals		17-50	2-18	8-11	8	21	29	13	44	4	12	5	8	200

FG % 1st Half: 7-28 25.0% 2nd half: 10-22 45.5% Game: 17-50 34.0%
 3FG % 1st Half: 0-10 0.0% 2nd half: 2-8 25.0% Game: 2-18 11.1%
 FT % 1st Half: 2-3 66.7% 2nd half: 6-8 75.0% Game: 8-11 72.7%

Officials: Randy Heimerman, David Hall, John Higgins
 Technical fouls: Utah-None. Oregon St.-None.
 Attendance: 3252
 2022-23 Men's Basketball. Round: 0. Oregon St. vs Utah. Played at Gill Coliseum

Score by periods	1st	2nd	Total	In	Off	2nd	Fast	Bench
Utah	22	21	43	18	15	11	11	14
Oregon St.	17	27	44	12	21	29	13	44

Official Basketball Box Score -- Game Totals -- Final Statistics
Colorado vs Oregon St.
01/28/23 7:30 pm at Corvallis, OR

Colorado 52 • 12-11,4-8 Pac-12

#	Player	Total		3-Ptr		Rebounds			PF	TP	A	TO	Blk	Stl	Min
		FG-FGA	FG-FGA	FG-FGA	FT-FTA	Off	Def	Tot							
23	Tristan da Silva	f	9-21	4-8	0-0	5	10	15	3	22	2	4	0	0	36
34	Lawson Lovering	c	2-3	0-0	0-1	2	2	4	2	4	0	1	0	1	20
02	KJ Simpson	g	1-13	0-4	2-3	0	2	2	3	4	2	3	0	2	30
13	J'Vonnie Hadley	g	5-5	0-0	1-3	4	3	7	3	11	2	1	1	0	29
32	Nique Clifford	g	2-8	1-5	0-0	0	3	3	4	5	2	0	2	1	28
00	Luke O'Brien	g	0-3	0-3	0-0	1	1	2	0	0	1	0	0	0	17
01	Julian Hammond III	g	0-4	0-2	0-0	0	0	0	2	0	1	2	0	2	25
03	Jalen Gabbidon	g	0-1	0-0	0-0	0	0	0	0	0	0	1	0	0	4
14	Ethan Wright	g	2-2	2-2	0-0	0	0	0	1	6	0	1	0	0	11
	Team					3	1	4							
	Totals		21-60	7-24	3-7	15	22	37	18	52	10	13	3	6	200

FG % 1st Half: 10-24 41.7% 2nd half: 11-36 30.6% Game: 21-60 35.0%
 3FG % 1st Half: 4-10 40.0% 2nd half: 3-14 21.4% Game: 7-24 29.2%
 FT % 1st Half: 2-4 50.0% 2nd half: 1-3 33.3% Game: 3-7 42.9%

Oregon St. 60 • 9-13,3-8 Pac-12

#	Player	Total		3-Ptr		Rebounds			PF	TP	A	TO	Blk	Stl	Min
		FG-FGA	FG-FGA	FG-FGA	FT-FTA	Off	Def	Tot							
10	Tyler Bilodeau	f	1-2	0-1	0-0	0	0	0	3	2	0	0	2	0	20
34	Rodrigue Andela	f	3-3	0-0	0-0	1	2	3	1	6	1	3	0	0	16
35	Glenn Taylor Jr.	f	4-14	0-2	6-8	3	9	12	2	14	4	0	0	1	36
00	Jordan Pope	g	7-15	5-10	0-0	0	1	1	1	19	1	0	0	1	36
04	Dexter Akanno	g	0-4	0-2	5-6	0	5	5	1	5	3	4	0	0	32
01	Christian Wright	g	0-1	0-1	0-0	0	0	0	0	0	0	0	0	0	6
02	Nick Krass	g	1-3	1-1	2-2	0	0	0	0	5	0	0	0	2	10
11	Dzmitry Ryuny	g	0-0	0-0	0-0	0	0	0	0	0	0	0	0	0	5
12	Michael Rataj	g	1-3	1-1	2-4	3	3	6	2	5	0	0	0	2	20
24	KC Ibekwe	g	1-2	0-0	2-2	2	3	5	3	4	0	3	5	0	19
	Team					2	2	4							
	Totals		18-47	7-18	17-22	11	25	36	13	60	10	13	7	6	200

FG % 1st Half: 8-24 33.3% 2nd half: 10-23 43.5% Game: 18-47 38.3%
 3FG % 1st Half: 2-9 22.2% 2nd half: 5-9 55.6% Game: 7-18 38.9%
 FT % 1st Half: 7-7 100.0% 2nd half: 10-15 66.7% Game: 17-22 77.3%

Officials: Tom Spitznagel, Deron White, Frank Harvey III
 Technical fouls: Colorado-None. Oregon St.-None.
 Attendance: 3789
 2022-23 Men's Basketball. Round: 0. Colorado vs Oregon St.. Played at Gill Col

Score by periods	1st	2nd	Total	In	Off	2nd	Fast	Bench
Colorado	26	26	52	18	15	11	11	14
Oregon St.	25	35	60	12	25	36	13	60

Official Basketball Box Score -- Game Totals -- Final Statistics
Oregon St. vs Arizona St.
02/02/23 6:00 pm at Tempe, AZ

Oregon St. 57 • 9-14,3-9 Pac-12

#	Player	Total		3-Ptr		Rebounds			PF	TP	A	TO	Blk	Stl	Min
		FG-FGA	FG-FGA	FG-FGA	FT-FTA	Off	Def	Tot							
10	Tyler Bilodeau	f	4-8	0-1	2-2	0	2	2	3	10	1	1	0	2	26
34	Rodrigue Andela	f	0-2	0-0	0-0	0	4	4	3	0	0	3	0	0	15
35	Glenn Taylor Jr.	f	3-6	1-3	0-0	0	2	2	2	7	3	1	0	0	32
00	Jordan Pope	g	5-17	4-12	0-0	0	1	1	1	14	3	2	0	0	37
04	Dexter Akanno	g	3-6	2-5	1-3	0	2	2	4	9	1	3	0	0	29
01	Christian Wright	g	1-2	1-2	3-4	0	2	2	1	6	2	1	0	1	23
11	Dzmitry Ryuny	g	0-0	0-0	0-0	1	3	4	2	0	0	0	0	1	10
12	Michael Rataj	g	1-4	0-1	0-0	0	1	1	4	2	0	2	0	1	17
24	KC Ibekwe	g	3-4	0-0	3-5	4	3	7	1	9	0	2	1	0	11
	Team					2	3	5							
	Totals		20-49	8-24	9-14	7	23	30	21	57	10	16	1	5	200

FG % 1st Half: 12-23 52.2% 2nd half: 8-26 30.8% Game: 20-49 40.8%
 3FG % 1st Half: 6-13 46.2% 2nd half: 2-11 18.2% Game: 8-24 33.3%
 FT % 1st Half: 5-7 71.4% 2nd half: 4-7 57.1% Game: 9-14 64.3%

Arizona St. 68 • 16-7,7-5 Pac-12

#	Player	Total		3-Ptr		Rebounds			PF	TP	A	TO	Blk	Stl	Min
		FG-FGA	FG-FGA	FG-FGA	FT-FTA	Off	Def	Tot							
22	Warren Washington	f	4-8	0-0	0-1	0	4	4	2	8	2	2	0	0	28
00	DJ Horne	g	2-10	1-6	0-0	0	2	2	1	5	2	1	0	0	31
04	Desmond Cambridge Jr	g	4-8	3-5	7-8	2	3	5	2	18	4	0	0	2	35
10	Frankie Collins	g	3-6	2-4	5-8	0	2	2	2	13	4	1	0	1	31
35	Devan Cambridge	g	5-7	0-1	4-6	4	2	6	2	14	2	4	0	2	31
01	Luther Muhammad	g	0-0	0-0	0-0	0	0	0	0	0	0	1	0	0	2
02	Austin Nunez	g	0-0	0-0	0-1	0	1	1	2	0	2	1	0	0	12
05	Jamiya Neal	g	1-4	1-2	0-0	1	4	5	0	3	2	1	0	0	10
24	Duke Brennan	g	1-2	0-0	1-2	1	1	2	3	3	0	0	0	0	6
32	Alonzo Gaffney	g	2-2	0-0	0-0	0	3	3	2	4	0	1	2	0	14
	Team					1	1	2							
	Totals		22-47	7-18	17-26	9	23	32	16	68	18	12	2	5	200

FG % 1st Half: 11-26 42.3% 2nd half: 11-21 52.4% Game: 22-47 46.8%
 3FG % 1st Half: 3-11 27.3% 2nd half: 4-7 57.1% Game: 7-18 38.9%
 FT % 1st Half: 6-10 60.0% 2nd half: 11-16 68.8% Game: 17-26 65.4%

Officials: Nate Harris, Kevin Brill, Eric Curry
 Technical fouls: Oregon St.-Jordan Pope. Arizona St.-None.
 Attendance: 8032
 2022-23 Men's Basketball. Round: 0. Arizona St. vs Oregon St.. Played at Deser

Score by periods	1st	2nd	Total	In	Off	2nd	Fast	Bench
Oregon St.	35	22	57	18	18	36	16	57
Arizona St.	21	47	68	12	23	32	16	68

Official Basketball Box Score -- Game Totals -- Final Statistics
Oregon St. vs Arizona
02

Official Basketball Box Score -- Game Totals -- Final Statistics
UCLA vs Oregon St.
02/09/23 6:00 pm at Corvallis, OR

UCLA 62 • 20-4,11-2 Pac-12

#	Player	Total		3-Ptr		Rebounds			PF	TP	A	TO	Blk	Stl	Min
		FG-FGA	FT-FTA	FG-FGA	FT-FTA	Off	Def	Tot							
03	Adem Bona	f	1-1	0-0	1-2	1	4	5	2	3	0	3	1	1	23
00	Jaylen Clark	g	7-10	1-3	1-2	2	1	3	5	16	3	3	0	3	31
05	Amari Bailey	g	10-16	0-2	4-4	0	2	2	1	24	1	2	1	2	26
10	Tyger Campbell	g	1-6	1-4	0-0	0	2	2	0	3	5	1	0	1	28
24	Jaime Jaquez Jr.	g	3-10	1-3	0-1	3	9	12	3	7	2	0	0	1	28
01	Abramo Canka	g	0-0	0-0	0-0	0	0	0	0	0	0	0	0	0	3
02	Dylan Andrews	g	1-2	1-2	0-0	1	0	1	2	3	1	2	0	0	11
04	Will McClendon	g	0-1	0-0	0-0	0	1	1	0	0	1	1	0	0	9
12	Mac Etienne	g	0-0	0-0	0-0	0	0	0	0	0	1	0	0	0	4
14	Kenneth Nwuba	g	0-0	0-0	0-0	1	1	2	0	0	0	1	0	0	16
34	David Singleton	g	2-4	2-4	0-0	0	1	1	1	6	0	0	0	1	21
	Team					0	1	1			2				
	Totals		25-50	6-18	6-9	8	22	30	14	62	14	15	2	9	200

FG % 1st Half: 12-26 46.2% 2nd half: 13-24 54.2% Game: 25-50 50.0%
 3FG % 1st Half: 4-9 44.4% 2nd half: 2-9 22.2% Game: 6-18 33.3%
 FT % 1st Half: 3-5 60.0% 2nd half: 3-4 75.0% Game: 6-9 66.7%

Deadball Rebounds 1

Oregon St. 47 • 9-16,3-11 Pac-12

#	Player	Total		3-Ptr		Rebounds			PF	TP	A	TO	Blk	Stl	Min
		FG-FGA	FT-FTA	FG-FGA	FT-FTA	Off	Def	Tot							
10	Tyler Bilodeau	f	1-3	0-1	4-4	0	3	3	1	6	0	1	0	0	24
12	Michael Rataj	f	1-4	1-4	0-0	0	5	5	1	3	0	3	0	1	18
34	Rodrigue Andela	f	0-1	0-0	0-0	1	0	1	2	0	0	1	0	0	14
00	Jordan Pope	g	7-14	3-4	0-0	1	0	1	3	17	2	4	0	1	24
01	Christian Wright	g	0-5	0-4	2-2	1	1	2	1	2	0	3	0	1	30
02	Nick Krass	g	0-1	0-0	0-0	0	1	1	0	0	1	0	0	0	14
04	Dexter Akanno	g	0-4	0-2	0-0	0	1	1	0	0	0	1	0	0	15
11	Dzmitry Ryuny	g	2-3	1-2	2-2	0	3	3	1	7	0	0	0	2	17
24	KC Ibekwe	g	1-2	0-0	0-0	0	1	1	2	2	0	1	1	0	17
35	Glenn Taylor Jr.	g	4-8	0-2	2-2	1	3	4	2	10	1	4	0	0	27
	Team					3	1	4							
	Totals		16-45	5-19	10-10	7	19	26	13	47	4	18	1	5	200

FG % 1st Half: 7-20 35.0% 2nd half: 9-25 36.0% Game: 16-45 35.6%
 3FG % 1st Half: 2-9 22.2% 2nd half: 3-10 30.0% Game: 5-19 26.3%
 FT % 1st Half: 2-2 100.0% 2nd half: 8-8 100.0% Game: 10-10 100.0%

Deadball Rebounds 0

Officials: Randy Richardson, Verne Harris, Michael Irving

Technical fouls: UCLA-None. Oregon St.-None.

Attendance: 3524

2022-23 Men's Basketball. Round: 0. Oregon St. vs UCLA. Played at Gill Coliseum

Score by periods	1st	2nd	Total
UCLA	31	31	62
Oregon St.	18	29	47

	In	Off	2nd	Fast	Bench
Points	32	19	3	17	9
OSU	16	2	9	19	

Last FG - UCLA 2nd-01:33, OSU 2nd-00:04.
 Largest lead - UCLA by 27 2nd-04:41, OSU by 5 1st-15:19.

Score tied - 1 time.
 Lead changed - 1 time.

Official Basketball Box Score -- Game Totals -- Final Statistics
Oregon St. vs Washington St.
02/16/23 8:00 pm at Pullman, WA

Oregon St. 62 • 10-17,4-12 Pac-1

#	Player	Total		3-Ptr		Rebounds			PF	TP	A	TO	Blk	Stl	Min
		FG-FGA	FT-FTA	FG-FGA	FT-FTA	Off	Def	Tot							
11	Dzmitry Ryuny	f	2-4	1-3	0-0	0	2	2	0	5	0	1	0	0	17
35	Glenn Taylor Jr.	f	3-5	0-2	2-2	1	0	1	3	8	1	2	0	0	25
24	KC Ibekwe	c	0-1	0-0	0-0	0	0	0	1	0	0	2	0	0	2
00	Jordan Pope	g	4-9	1-4	0-0	1	2	3	2	9	3	3	0	0	35
01	Christian Wright	g	2-3	1-1	0-0	0	4	4	2	5	1	1	0	1	24
02	Nick Krass	g	0-2	0-2	0-1	1	1	2	1	0	0	1	0	0	8
04	Dexter Akanno	g	1-3	0-2	0-0	0	1	1	2	2	0	1	1	0	16
10	Tyler Bilodeau	g	7-11	0-1	4-5	0	5	5	4	18	0	1	0	0	25
12	Michael Rataj	g	4-8	2-3	1-1	1	5	6	0	11	1	1	0	2	21
14	Jayden Stevens	g	1-2	0-1	0-0	0	1	1	1	2	1	1	0	1	17
34	Rodrigue Andela	g	1-4	0-0	0-0	1	0	1	1	2	0	0	0	0	10
	Team					1	1	2							
	Totals		25-52	5-19	7-9	6	22	28	17	62	7	14	1	4	200

FG % 1st Half: 12-23 52.2% 2nd half: 13-29 44.8% Game: 25-52 48.1%
 3FG % 1st Half: 2-6 33.3% 2nd half: 3-13 23.1% Game: 5-19 26.3%
 FT % 1st Half: 4-5 80.0% 2nd half: 3-4 75.0% Game: 7-9 77.8%

Deadball Rebounds 1

Washington St. 80 • 12-15,7-9 Pac-12

#	Player	Total		3-Ptr		Rebounds			PF	TP	A	TO	Blk	Stl	Min
		FG-FGA	FT-FTA	FG-FGA	FT-FTA	Off	Def	Tot							
21	DJ Rodman	f	7-12	4-7	0-1	1	3	4	2	18	1	2	0	0	35
23	Andrej Jakimovski	f	4-9	4-8	1-2	0	8	8	1	13	1	3	1	1	37
35	Mouhamed Gueye	f	9-9	1-1	2-4	0	0	0	3	21	4	2	1	2	30
05	TJ Bamba	g	4-9	2-2	4-4	0	1	1	3	14	2	3	0	1	29
24	Justin Powell	g	3-4	2-3	0-0	0	5	5	1	8	4	0	0	0	32
00	Ben Olesen	g	0-0	0-0	0-0	0	1	1	0	0	0	0	0	0	1
03	Jabe Mullins	g	1-2	1-2	0-0	0	1	1	0	3	1	0	0	0	15
13	Carlos Rosario	g	0-1	0-1	0-1	0	0	0	0	0	0	0	0	0	1
21	Jack Wilson	g	0-0	0-0	0-0	0	0	0	0	0	0	0	0	0	1
22	Dylan Darling	g	1-2	0-0	1-1	0	1	1	3	3	1	1	1	1	9
31	Kymany Houinsou	g	0-1	0-0	0-0	1	1	2	0	0	1	0	1	1	11
	Team					0	1	1							
	Totals		29-49	14-24	8-13	2	22	24	13	80	15	11	4	6	201

FG % 1st Half: 16-25 64.0% 2nd half: 13-24 54.2% Game: 29-49 59.2%
 3FG % 1st Half: 9-13 69.2% 2nd half: 5-11 45.5% Game: 14-24 58.3%
 FT % 1st Half: 3-4 75.0% 2nd half: 5-9 55.6% Game: 8-13 61.5%

Deadball Rebounds 1

Officials: Mike Littlewood, Glen Mayberry, Michael Greenstein

Technical fouls: Oregon St.-None. Washington St.-None.

Attendance: 2961

2022-23 Men's Basketball. Round: 0. Oregon St. vs Washington St. Played at Be

Score by periods	1st	2nd	Total
Oregon St.	30	32	62
Washington St.	44	36	80

	In	Off	2nd	Fast	Bench
Points	34	7	6	8	35
OSU	26	12	5	9	6

Official Basketball Box Score -- Game Totals -- Final Statistics
Southern California vs Oregon St.
02/11/23 3:00 pm at Corvallis, OR

Southern California 58 • 17-8,9-5 Pac-12

#	Player	Total		3-Ptr		Rebounds			PF	TP	A	TO	Blk	Stl	Min
		FG-FGA	FT-FTA	FG-FGA	FT-FTA	Off	Def	Tot							
03	Vincent Iwuchukwu	f	5-10	0-0	9-9	3	4	7	2	19	0	2	3	0	26
00	Kobe Johnson	g	4-11	0-3	1-2	1	4	5	1	9	0	3	1	2	39
05	Boogie Ellis	g	2-9	1-7	4-5	1	7	8	1	9	2	2	0	3	36
13	Drew Peterson	g	5-12	0-2	1-1	2	6	8	3	11	2	0	1	1	39
22	Tre White	g	1-8	0-0	5-8	3	5	8	2	7	3	2	0	0	34
01	Malik Thomas	g	0-2	0-1	0-0	1	1	2	1	0	0	1	0	0	7
04	Oziyah Sellers	g	0-1	0-0	0-0	0	1	1	0	0	0	0	0	0	4
30	Harrison Hornery	g	0-1	0-1	0-0	0	0	0	0	0	0	0	0	0	1
33	Kijani Wright	g	1-2	0-0	1-1	1	2	3	5	3	0	0	2	0	12
55	Iaroslav Niagu	g	0-0	0-0	0-0	0	0	0	0	0	0	0	0	0	2
	Team					2	3	5							
	Totals		18-56	1-14	21-26	14	33	47	15	58	7	10	7	6	200

FG % 1st Half: 9-29 31.0% 2nd half: 9-27 33.3% Game: 18-56 32.1%
 3FG % 1st Half: 0-6 0.0% 2nd half: 1-8 12.5% Game: 1-14 7.1%
 FT % 1st Half: 7-10 70.0% 2nd half: 14-16 87.5% Game: 21-26 80.8%

Deadball Rebounds 3

Oregon St. 61 • 10-16,4-11 Pac-1

#	Player	Total		3-Ptr		Rebounds			PF	TP	A	TO	Blk	Stl	Min
		FG-FGA	FT-FTA	FG-FGA	FT-FTA	Off	Def	Tot							
12	Michael Rataj	f	1-4	0-3	0-0	0	4	4	1	2	0	0	0	0	19
35	Glenn Taylor Jr.	f	7-15	0-1	4-4	6	4	10	1	18	1	2	1	2	35
24	KC Ibekwe	c	0-9	0-0	3-5	3	4	7	3	3	0	1	3	0	16
00	Jordan Pope	g	6-14	2-6	2-3	0	0	0	4	16	3	0	0	0	34
01	Christian Wright	g	0-2	0-1	2-2	1	0	1	0	2	0	1	1	0	23
04	Dexter Akanno	g	2-7	1-5	1-1	1	2	3	2	6	0	2	0	0	24
10	Tyler Bilodeau	g	1-7	0-1	0-0	2	2	4	4	2	0	0	0	0	13
11	Dzmitry Ryuny	g	3-4	3-4	0-0	0	1	1	3	9	0	0	0	0	23
34	Rodrigue Andela</														

Official Basketball Box Score -- Game Totals -- Final Statistics
Oregon vs Oregon St.
02/25/23 7:00 pm at Corvallis, OR

Oregon 69 • 16-13,10-8 Pac-1

#	Player	Total		3-Ptr		Rebounds		PF	TP	A	TO	Blk	Stl	Min	
		FG-FGA	FG-FGA	FT-FTA	Off Def Tot										
01	N'Faly Dante	c	7-13	0-0	2-3	7	11	18	2	16	2	2	0	1	36
32	Nate Bittle	c	1-4	0-2	5-5	1	1	2	2	7	1	0	1	1	16
00	Will Richardson	g	1-6	1-3	2-2	0	1	1	1	5	7	1	0	0	31
00	Jermaine Cousinard	g	4-9	3-6	1-2	1	0	1	5	12	0	2	0	3	25
11	Rivaldo Soares	g	2-7	1-1	0-0	0	1	1	0	5	1	0	0	1	28
10	Keeshawn Barthelemy	g	3-11	2-5	3-3	0	3	3	3	11	1	1	0	0	26
10	Kel'el Ware	g	0-0	0-0	0-0	0	0	0	0	0	1	0	0	0	4
13	Quincy Guerrier	g	4-7	2-3	0-0	2	4	6	0	10	3	0	0	0	26
15	Lok Wur	g	1-1	1-1	0-0	0	0	0	0	3	0	0	0	0	8
	Team					2	2	4							
	Totals		23-58	10-21	13-15	13	23	36	13	69	16	6	1	6	200

FG % 1st Half: 13-34 38.2% 2nd half: 10-24 41.7% Game: 23-58 39.7%
 3FG % 1st Half: 7-12 58.3% 2nd half: 3-9 33.3% Game: 10-21 47.6%
 FT % 1st Half: 2-2 100.0 2nd half: 11-13 84.6% Game: 13-15 86.7%

Deadball Rebounds 0

Oregon St. 67 • 10-19,4-14 Pac-1

#	Player	Total		3-Ptr		Rebounds		PF	TP	A	TO	Blk	Stl	Min	
		FG-FGA	FG-FGA	FT-FTA	Off Def Tot										
10	Tyler Bilodeau	f	3-6	0-0	0-0	1	2	3	1	6	0	1	0	0	17
35	Glenn Taylor Jr.	f	3-7	1-2	5-6	0	5	5	2	12	2	3	0	0	24
24	KC Ibeke	c	1-2	0-0	1-4	0	4	4	0	3	0	1	2	0	17
00	Jordan Pope	g	2-8	1-3	3-4	0	1	1	2	8	1	1	0	1	31
04	Dexter Akanno	g	5-8	3-4	4-5	0	1	1	2	17	2	0	0	1	29
01	Christian Wright	g	0-3	0-3	0-0	0	0	0	2	0	4	0	0	0	15
02	Nick Krass	g	0-1	0-0	0-0	0	1	1	0	0	0	0	0	0	2
11	Dzmitry Ryuny	g	2-4	2-4	0-0	0	4	4	1	6	2	2	0	2	23
12	Michael Rataj	g	2-4	1-1	0-0	4	0	4	1	5	1	0	0	0	19
34	Rodrigue Andela	g	4-5	0-0	2-2	3	4	7	4	10	1	0	0	0	23
	Team					0	2	2							
	Totals		22-48	8-17	15-21	8	24	32	15	67	13	8	2	4	200

FG % 1st Half: 9-21 42.9% 2nd half: 13-27 48.1% Game: 22-48 45.8%
 3FG % 1st Half: 4-6 66.7% 2nd half: 4-11 36.4% Game: 8-17 47.1%
 FT % 1st Half: 7-8 87.5% 2nd half: 8-13 61.5% Game: 15-21 71.4%

Deadball Rebounds 1

Officials: Nate Harris,Larry Spaulding,Keith Kimble
 Technical fouls: Oregon-None. Oregon St.-None.
 Attendance: 7270
 2022-23 Men's Basketball. Round: 0. Oregon vs Oregon St.. Played at Gill Colis

Score by periods	1st	2nd	Total
Oregon	35	34	69
Oregon St.	29	38	67

	In	Off	2nd	Fast	Bench
Points OREGON	20	9	15	8	24
OSU	20	7	6	11	21

California vs Oregon St.
03/04/23 5:00 pm at Corvallis, OR

California 66 • 3-28,2-18 Pac-12

#	Player	Total		3-Ptr		Rebounds		PF	TP	A	TO	Blk	Stl	Min	
		FG-FGA	FG-FGA	FT-FTA	Off Def Tot										
13	Kuany Kuany	f	4-8	2-2	0-0	0	4	4	5	10	0	3	0	0	19
14	Grant Newell	f	4-8	1-3	1-4	1	3	4	1	10	0	1	1	1	36
21	Sam Alajiki	f	2-5	0-1	0-0	1	1	2	3	4	1	2	1	0	35
24	Lars Thiemann	c	2-4	0-0	5-7	2	1	3	2	9	2	0	0	0	23
00	Joel Brown	g	7-12	2-3	6-9	1	2	3	1	22	4	1	0	2	39
00	Marsalis Roberson	g	0-0	0-0	0-0	0	1	1	1	0	0	0	0	0	7
02	Monty Bowser	g	1-6	0-3	1-1	0	3	3	1	3	0	1	3	0	24
22	ND Okafor	g	2-4	0-0	4-4	2	1	3	4	8	0	2	1	0	15
23	Obinna Anyanwu	g	0-1	0-0	0-0	0	0	0	2	0	1	0	0	0	2
	Team					1	2	3							
	Totals		22-48	5-12	17-25	8	18	26	20	66	7	13	6	3	200

FG % 1st Half: 13-24 54.2% 2nd half: 9-24 37.5% Game: 22-48 45.8%
 3FG % 1st Half: 4-9 44.4% 2nd half: 1-3 33.3% Game: 5-12 41.7%
 FT % 1st Half: 6-8 75.0% 2nd half: 11-17 64.7% Game: 17-25 68.0%

Deadball Rebounds 4,2

Oregon St. 69 • 11-20,5-15 Pac-1

#	Player	Total		3-Ptr		Rebounds		PF	TP	A	TO	Blk	Stl	Min	
		FG-FGA	FG-FGA	FT-FTA	Off Def Tot										
10	Tyler Bilodeau	f	3-6	1-2	4-4	1	4	5	5	11	0	3	1	2	24
11	Dzmitry Ryuny	f	0-1	0-0	0-0	0	4	4	2	0	1	2	3	0	24
34	Rodrigue Andela	f	0-1	0-0	0-0	1	2	3	5	0	0	0	0	0	14
00	Jordan Pope	g	6-13	2-5	3-5	2	2	4	1	17	3	3	0	1	37
04	Dexter Akanno	g	1-7	1-3	1-2	0	1	1	1	4	1	2	0	0	29
12	Michael Rataj	g	3-5	0-1	0-0	0	4	4	3	6	3	1	0	0	24
14	Jayden Stevens	g	1-1	0-0	1-2	0	2	2	0	3	0	0	0	0	8
24	KC Ibeke	g	0-0	0-0	0-0	0	0	0	2	0	0	0	0	0	4
35	Glenn Taylor Jr.	g	6-13	1-2	15-16	1	2	3	1	28	1	0	0	0	36
	Team					2	0	2							
	Totals		20-47	5-13	24-29	7	21	28	20	69	9	11	5	3	200

FG % 1st Half: 8-22 36.4% 2nd half: 12-25 48.0% Game: 20-47 42.6%
 3FG % 1st Half: 2-5 40.0% 2nd half: 3-8 37.5% Game: 5-13 38.5%
 FT % 1st Half: 10-12 83.3% 2nd half: 14-17 82.4% Game: 24-29 82.8%

Deadball Rebounds 5,1

Officials: Randy Richardson,D.G. Nelson,Ruben Ramos
 Technical fouls: California-TEAM. Oregon St.-None.
 Attendance: 3390
 2022-23 Men's Basketball. Round: 0. California vs Oregon St.. Played at Gill C

Score by periods	1st	2nd	Total
California	36	30	66
Oregon St.	28	41	69

	In	Off	2nd	Fast	Bench
Points CAL	28	14	12	2	11
OSU	28	10	4	10	37

Last FG - CAL 2nd-00:28, OSU 2nd-00:06.
 Largest lead - CAL by 16 1st-03:44, OSU by 4 2nd-09:33.

Score tied - 3 times.
 Lead changed - 5 times.

Official Basketball Box Score -- Game Totals -- Final Statistics
Stanford vs Oregon St.
03/02/23 6:00 pm at Corvallis, OR

Stanford 83 • 13-17,7-12 Pac-1

#	Player	Total		3-Ptr		Rebounds		PF	TP	A	TO	Blk	Stl	Min	
		FG-FGA	FG-FGA	FT-FTA	Off Def Tot										
14	Spencer Jones	f	10-16	5-9	0-0	2	4	3	1	25	3	1	0	1	32
23	Brandon Angel	f	6-7	2-2	1-2	0	3	3	3	15	5	3	0	1	30
42	Maxime Raynaud	f	5-8	1-1	2-3	0	4	4	4	13	1	0	0	1	18
55	Harrison Ingram	f	4-8	1-3	2-3	3	5	8	1	11	3	1	0	1	25
05	Michael O'Connell	g	1-3	0-0	0-0	1	1	2	2	2	6	1	0	0	23
01	Isa Silva	g	0-2	0-0	0-2	0	1	1	1	0	2	0	0	0	17
02	Roy Yuan	g	0-0	0-0	0-0	0	0	0	0	0	0	0	0	0	0+
03	Jarvis Moss	g	1-2	1-2	0-0	0	0	0	0	3	0	0	0	0	3
10	Max Murrell	g	2-3	1-2	1-2	0	4	4	2	6	1	1	4	0	21
11	Ryan Agarwal	g	0-0	0-0	2-2	0	0	0	1	2	0	0	0	0	4
13	Michael Jones	g	1-2	1-2	1-2	0	2	2	1	4	3	0	0	1	25
21	Neal Begovich	g	0-0	0-0	2-2	1	1	2	0	2	0	0	1	0	2
	Team					0	1	1							
	Totals		30-51	12-21	11-18	7	23	30	16	83	23	7	5	7	200

FG % 1st Half: 16-27 59.3% 2nd half: 14-24 58.3% Game: 30-51 58.8%
 3FG % 1st Half: 7-10 70.0% 2nd half: 5-11 45.5% Game: 12-21 57.1%
 FT % 1st Half: 1-2 50.0% 2nd half: 10-16 62.5% Game: 11-18 61.1%

Deadball Rebounds 3

Oregon St. 60 • 10-20,4-15 Pac-1

#	Player	Total		3-Ptr		Rebounds		PF	TP	A	TO	Blk	Stl	Min	
		FG-FGA	FG-FGA	FT-FTA	Off Def Tot										
10	Tyler Bilodeau	f	5-7	1-2	0-0	2	4	6	4	11	0	3	0	0	23
12	Michael Rataj	f	1-8	0-3	0-0	1	2	3	1	2	5	0	0	0	28
34	Rodrigue Andela	f	4-4	0-0	0-0	1	2	3	5	8	2	1	0	0	18
00	Jordan Pope	g	2-10	1-5	6-6	1	3	4	3	11	1	1	0	0	32
04	Dexter Akanno	g	2-7	1-5	2-2	0	3	3	0						

SCORING RECORDS

CAREER

1,000-POINT SCORERS

	G	PTS
1. Tres Tinkle (2016-20)	126	2,233
2. Gary Payton (1987-90)	120	2,172
3. Steve Johnson (1977-81)	116	2,035
4. Mel Counts (1962-64)	89	1,973
5. Stephen Thompson Jr. (2016-19)	121	1,767
6. Roberto Nelson (2011-14)	124	1,745
7. Ethan Thompson (2018-21)	127	1,716
8. A.C. Green (1982-85)	115	1,694
9. Charlie Sitton (1981-84)	117	1,561
10. Devon Collier (2011-14)	98	1,489
11. Dave Gambée (1956-58)	78	1,468
12. Eric Knox (1985-89)	121	1,407
13. Deaundra Tanner (1998-01)	113	1,399
14. Mark Radford (1978-81)	113	1,390
15. Scott Haskin (1989-93)	111	1,319
16. Brent Barry (1992-95)	108	1,304
17. Ray Blume (1978-81)	111	1,288
18. Jared Cunningham (2010-12)	98	1,271
19. Cliff Crandall (1946-49)	126	1,248
20. Brian Jackson (2000-03)	107	1,236
Steve Woodside (1983-86)	117	1,236
22. Calvin Haynes (2008-11)	122	1,226
23. Freddie Boyd (1970-72)	80	1,221
24. Chris Stephens (2003-06)	119	1,214
25. Earl Martin (1986-90)	125	1,198
26. Don Smith (1974-77)	113	1,176
27. Marcel Jones (2005-08)	114	1,166
28. Will Brantley (1988-91)	113	1,145
29. Jim Jarvis (1963-65)	86	1,142
30. Vic Bartolome (1968-70)	76	1,137
31. Drew Eubanks (2016-18)	96	1,127
32. Vince Fritz (1967-70)	73	1,121
33. Paul Miller (1973-76)	107	1,089
34. Teo Alibegovic (1989-91)	87	1,075
35. Sam Whitehead (1971-73)	79	1,042
Sasa Cuic (2005-07)	91	1,037
37. Rocky Smith (1976-77)	56	1,034
38. Jose Ortiz (1986-87)	52	1,029
39. David Lucas (2002-05)	78	1,019
40. Loy Peterson (1966-68)	81	1,018
41. Jason Heide (1998-01)	102	1,017
42. Swede Halbrook (1954-55)	48	1,011
43. Joe Burton (2010-13)	130	1,009

SCORING AVERAGE

	G	AVG
1. Mel Counts (1962-64)	89	22.2
2. Swede Halbrook (1954-55)	48	21.1
3. Jose Ortiz (1986-87)	52	19.8
4. Dave Gambée (1956-58)	78	18.8
5. Rocky Smith (1976-77)	56	18.5
6. Gary Payton (1987-90)	120	18.1
7. Tres Tinkle (2016-20)	126	17.7
8. Steve Johnson (1977-81)	116	17.5
9. Corey Benjamin (1997-98)	48	17.5
10. Philip Ricci (2002-03)	56	16.4

(minimum two seasons played)

SINGLE-SEASON

POINTS

	G	PTS
1. Mel Counts (1963-64)	29	775
2. Gary Payton (1989-90)	29	746
3. Jose Ortiz (1986-87)	30	668
4. Roberto Nelson (2013-14)	32	663
5. Mel Counts (1962-63)	31	661
6. Jared Cunningham (2011-12)	36	645
7. Tres Tinkle (2018-19)	30	624
8. Swede Halbrook (1953-54)	29	614
9. Gary Payton (1988-89)	30	603
10. A.C. Green (1984-85)	31	591

SCORING AVERAGE

	G	AVG
1. Mel Counts (1963-64)	29	26.7
2. Gary Payton (1989-90)	29	25.7
3. Jose Ortiz (1986-87)	30	22.3
4. Mel Counts (1962-63)	31	21.3
5. Swede Halbrook (1953-54)	29	21.2
6. Jim Jarvis (1964-65)	26	21.1
7. Steve Johnson (1980-81)	28	21.0
8. Brent Barry (1994-95)	27	21.0
9. Tres Tinkle (2018-19)	30	20.8
10. Roberto Nelson (2013-14)	32	20.7

(played in minimum of 66.7% of games)

PAC-12 SINGLE-SEASON

POINTS

	G	PTS
1. Gary Payton (1989-90)	18	454
2. Brent Barry (1994-95)	18	407
3. Steve Johnson (1980-81)	18	399
4. Gary Payton (1988-89)	18	392
5. Jose Ortiz (1986-87)	18	368
6. Scott Haskin (1991-92)	18	365
7. Tres Tinkle (2018-19)	17	363
8. Roberto Nelson (2013-14)	18	361
9. Teo Alibegovic (1990-91)	18	357
10. Jared Cunningham (2011-12)	18	345

SCORING AVERAGE

	G	AVG
1. Gary Payton (1989-90)	18	25.2
2. Brent Barry (1994-95)	18	22.6
3. Steve Johnson (1980-81)	18	22.2
4. Gary Payton (1988-89)	18	21.8
5. Tres Tinkle (2018-19)	17	21.4
6. Corey Benjamin (1997-98)	13	20.9
7. Jose Ortiz (1986-87)	18	20.4
8. Scott Haskin (1991-92)	18	20.3
9. Roberto Nelson (2013-14)	18	20.1
10. Teo Alibegovic (1990-91)	18	19.8

(played in minimum of 66.7% of games)

SCORING RECORDS

RECORDS BY CLASS

SENIORS

	G	PTS
1. Mel Counts (1963-64)	29	775
2. Gary Payton (1989-90)	29	746
3. Jose Ortiz (1986-87)	30	668
4. Roberto Nelson (2011-14)	32	663
5. A.C. Green (1984-85)	31	591
6. Steve Johnson (1980-81)	28	589
7. Rocky Smith (1976-77)	29	575
8. Tres Tinkle (2019-20)	31	572
9. Brent Barry (1994-95)	27	567
10. Freddie Boyd (1971-72)	28	554

JUNIORS

	G	PTS
1. Mel Counts (1962-63)	31	661
2. Jared Cunningham (2011-12)	36	645
3. Tres Tinkle (2018-19)	30	624
4. Gary Payton (1988-89)	30	603
5. Roberto Nelson (2012-13)	32	569
6. Charlie Sitton (1982-83)	30	563
7. Scott Haskin (1991-92)	31	558
8. Dave Gambee (1956-57)	26	525
9. Steve Johnson (1979-80)	30	509
10. Stephen Thompson Jr. (2017-18)	32	505

SOPHOMORES

	G	PTS
1. Swede Halbrook (1953-54)	29	614
2. Lonnie Shelton (1974-75)	31	566
3. Tres Tinkle (2017-18)	32	563
4. Mel Counts (1961-62)	29	537
5. Steve Johnson (1978-79)	27	498
6. Corey Benjamin (1997-98)	25	496
7. Devon Collier (2011-12)	36	473
8. Dave Gambee (1955-56)	26	467
9. Drew Eubanks (2016-17)	32	463
10. Vince Fritz (1966-67)	28	458

FRESHMEN

	G	PTS
1. Carson Cunningham (1996-97)	27	403
Jordan Pope (2022-23)	32	403
3. Steve Johnson (1976-77)	28	379
4. Gary Payton (1986-87)	30	374
5. Tres Tinkle (2015-16)	27	353
6. Corey Benjamin (1996-97)	23	343
7. Stephen Thompson Jr. (2015-16)	32	340
8. JaQuori McLaughlin (2016-17)	32	336
9. Lonnie Shelton (1973-74)	26	318
10. Ethan Thompson (2017-18)	32	316

MISCELLANEOUS SINGLE-GAME

CONSECUTIVE GAMES WITH 10+ POINTS

96 Tres Tinkle.....	Nov. 2016 to March 2020
89 Mel Counts.....	Dec. 1961 to March 1964
50 Gary Payton.....	Dec. 1988 to March 1990
40 Scott Haskin.....	Dec. 1991 to Jan. 1993
37 Freddie Boyd.....	Dec. 1970 to Jan. 1972
33 Jose Ortiz.....	March 1986 to March 1987
29 Dave Gambee.....	Jan. 1957 to Feb. 1958
29 Philip Ricci.....	Jan. 2002 to Jan. 2003
27 Corey Benjamin.....	Jan. 1997 to Jan. 1998
25 Jim Jarvis.....	Dec. 1964 to March 1965
24 Roberto Nelson.....	Dec. 2013 to March 2014
24 Roberto Nelson.....	Jan. 2013 to Dec. 2013
24 Vince Fritz.....	Dec. 1967 to Dec. 1969

CONSECUTIVE GAMES WITH 15+ POINTS

24 Freddie Boyd.....	Feb. 1971 to Jan. 1972
21 Mel Counts.....	Jan. 1962 to Dec. 1963
18 Jose Ortiz.....	Jan. 1987 to March 1987
18 Dave Gambee.....	Jan. 1957 to Dec. 1957
17 Gary Payton.....	Dec. 1989 to Feb. 1990
15 Gary Payton.....	Dec. 1988 to Feb. 1989
15 Mel Counts.....	Jan. 1964 to March 1964
15 Mel Counts.....	Dec. 1961 to Jan. 1962

CONSECUTIVE GAMES WITH 20+ POINTS

9 Jose Ortiz.....	March 1986 to Dec. 1986
9 Mel Counts.....	March 1963 to Dec. 1964
9 Swede Halbrook.....	Dec. 1953
8 Freddie Boyd.....	Dec. 1971 to Jan. 1972
7 Gary Payton.....	Dec. 1989 to Jan. 1990
7 Steve Johnson.....	Feb. 1981 to March 1981
7 Swede Halbrook.....	Jan. 1955 to Feb. 1955

CONSECUTIVE GAMES WITH 25+ POINTS

4 Gary Payton.....	Dec. 1989 to Jan. 1990
4 Mel Counts.....	Feb. 1964 to March 1964
4 Mel Counts.....	Dec. 1962

CONSECUTIVE GAMES WITH 30+ POINTS

3 Corey Benjamin.....	Jan. 1998 to Feb. 1998
3 Gary Payton.....	Jan. 1990
3 Mel Counts.....	Feb. 1964

BEST OREGON STATE DEBUT (FRESHMAN)

22 Steve Johnson vs. Hawaii, 11/26/1976
20 Ethan Thompson vs. Southern Utah, 11/10/2017
19 Jordan Pope vs. Tulsa, 11/7/2022

BEST OREGON STATE DEBUT (SOPHOMORE)

28 Mel Counts vs. Montana State, 12/1/1961
26 Teo Alibegovic vs. Portland, 11/26/1988
24 Billy Nickelberry vs. Miami (Fla.), 12/1/1969

BEST OREGON STATE DEBUT (JUNIOR)

18 Jerome Vaden vs. Portland, 11/26/1996
18 Jose Ortiz vs. USC, 12/22/1985
16 Warith Alatishe vs. California, 11/25/20

SCORING RECORDS

SINGLE-GAME (includes all 30+ point games)

NAME	PTS	OPPONENT	DATE	NAME	PTS	OPPONENT	DATE
Gary Payton	58	USC	2/22/1990	Gary Freeman	32	LSU	12/22/1969
Gary Payton	48	Loyola Marymount	12/19/1989	Vince Fritz	32	USC	2/11/1967
Mel Counts	48	LSU	12/26/1963	Mel Counts	32	Washington	12/7/1963
Nollie Reed	47	Winlock AC	1907	Dave Gambee	32	Idaho	2/22/1957
Mel Counts	42	Indiana	12/20/1963	Dave Gambee	32	Villanova	12/31/1955
Gary Payton	41	Washington State	1/21/1989	Swede Halbrook	32	Idaho	1/8/1954
Gary Payton	39	Tennessee	12/10/1989	Dashawn Davis	31	USC	2/24/2022
A.C. Green	39	Stanford	2/2/1985	Ethan Thompson	31	Portland	12/10/2020
Jose Ortiz	38	San Jose State	12/29/1986	Tres Tinkle	31	Washington	3/6/2019
Steve Johnson	38	Washington	1/24/1981	Tres Tinkle	31	Utah	2/2/2019
Steve Johnson	38	BYU	12/28/1979	Stephen Thompson Jr.	31	Utah	2/19/2017
Mel Counts	38	Oregon	1/18/1964	Tres Tinkle	31	Fresno State	11/25/2016
Mel Counts	38	Cincinnati	1/4/1964	Roberto Nelson	31	Washington	1/25/2014
Mel Counts	38	Washington State	11/30/1963	Roberto Nelson	31	Maryland	11/17/2013
Red Rocha	38	Idaho	2/12/1947	Roberto Nelson	31	Oregon	2/28/2013
Jared Cunningham	37	Texas	11/19/2011	Corey Benjamin	31	California	1/16/1997
Freddie Boyd	37	UCLA	1/7/1972	Brent Barry	31	Arizona	1/28/1995
Roberto Nelson	36	Coppin State	11/10/2013	Brent Barry	31	Oregon	1/4/1995
Corey Benjamin	36	Oregon	1/31/1998	Mustapha Hoff	31	UCLA	1/7/1995
Corey Benjamin	36	Arizona State	1/22/1998	Brent Barry	31	USC	3/12/1994
Gary Payton	36	Stanford	1/5/1990	Brent Barry	31	UCLA	3/10/1994
Steve Johnson	36	Arizona	2/8/1979	Gary Payton	31	Arizona State	3/9/1990
Mel Counts	36	Idaho	2/22/1964	Gary Payton	31	Evansville	3/15/1989
Nollie Reed	36	Spokane AC	1907	Gary Payton	31	Washington	2/18/1989
Rocky Smith	36	UNLV	11/29/1975	Jose Ortiz	31	UCLA	1/18/1987
Jared Cunningham	35	Hofstra	11/16/2011	Jose Ortiz	31	Washington	1/18/1986
Marcel Jones	35	No. Colorado	11/24/2006	Steve Johnson	31	Washington	2/17/1979
Gary Payton	35	Louisiana Tech	12/29/1989	Vic Bartolome	31	Stanford	2/13/1970
Mel Counts	35	Iowa	12/29/1962	Loy Petersen	31	Oregon	3/9/1968
Dave Gambee	35	Yale	12/27/1957	Jim Jarvis	31	Arizona State	12/9/1964
Swede Halbrook	35	UCLA	3/4/1955	Mel Counts	31	Oregon	2/28/1964
Swede Halbrook	35	Idaho	1/22/1954	Mel Counts	31	Seattle	1/31/1964
Stephen Thompson Jr.	34	USC	1/10/2019	Mel Counts	31	Washington	12/8/1962
Roberto Nelson	34	Chicago State	12/16/2012	Mel Counts	31	Seattle	12/7/1962
Roberto Nelson	*34	Arizona State	3/5/2011	Ken Nanson	31	UCLA	1/4/1958
Corey Benjamin	34	UCLA	2/7/1998	Swede Halbrook	31	Idaho	2/15/1955
Brent Barry	34	California	3/4/1995	Swede Halbrook	31	Idaho	2/14/1955
Teo Alibegovic	34	UCLA	1/24/1991	Swede Halbrook	31	Washington State	2/5/1954
Jim Jarvis	34	Oregon	3/5/1965	Stephen Thompson Jr.	30	Washington	1/26/2019
Mel Counts	34	Oregon	2/29/1964	Stephen Thompson Jr.	30	Utah	1/28/2017
Ahmad Starks	33	New Mexico State	11/11/2012	Corey Benjamin	30	California	1/5/1998
Jared Cunningham	33	Washington State	2/9/2012	Brent Barry	30	USC	1/5/1995
Corey Benjamin	33	USC	2/5/1998	Teo Alibegovic	30	Arizona State	3/2/1991
Brent Barry	33	Stanford	3/2/1995	Mario Jackson	30	Washington State	2/16/1991
Scott Haskin	33	USC	2/15/1992	Gary Payton	30	Oregon	2/11/1990
Jose Ortiz	33	UTEP	11/29/1986	Gary Payton	30	UCLA	1/27/1990
A.C. Green	33	Boise State	12/15/1984	Gary Payton	30	Oregon	1/13/1990
Steve Johnson	33	USC	2/27/1981	Gary Payton	30	Oregon	12/30/1989
Steve Johnson	33	USC	1/5/1980	Gary Payton	30	Arizona State	2/9/1989
Steve Johnson	33	USC	2/5/1979	Gary Payton	30	Oregon	3/3/1988
Freddie Boyd	33	Oklahoma State	12/5/1970	Jose Ortiz	30	Portland	12/6/1986
Mel Counts	33	Cincinnati	1/3/1964	Rocky Smith	30	California	2/4/1977
Lee Harman	33	Idaho	1/22/1959	Freddie Boyd	30	Washington State	1/22/1972
Lee Harman	33	Iowa	12/29/1958	Vince Fritz	30	UCLA	2/17/1968
Tony Vlastelica	33	Washington	1/15/1955	Vince Fritz	30	Oregon	1/28/1967
Tres Tinkle	32	Penn	11/19/2018	Loy Petersen	30	Stanford	12/30/1965
Drew Eubanks	32	Southern Oregon	11/28/2016	Jim Jarvis	30	Washington State	2/26/1965
Devon Collier	32	DePaul	12/1/2013	Jim Jarvis	30	Washington	12/5/1964
Brian Jackson	32	Texas A&M-CC	1/4/2000	Mel Counts	30	Seattle	3/11/1963
Scott Haskin	32	Oregon	2/6/1993	Dave Gambee	30	UCLA	2/22/1958
Gary Payton	32	Stanford	2/3/1990	Dave Gambee	30	Stanford	1/4/1957
A.C. Green	32	Hawaii-Loa	12/22/1984	Cliff Crandall	30	California	12/29/1947
Charlie Sitton	32	Oregon	3/5/1983				
Charlie Sitton	32	Bradley	12/18/1982				
Steve Johnson	32	Arizona	1/5/1981				
Rocky Smith	32	Oregon	3/3/1977				
Freddie Boyd	32	Washington State	3/3/1972				
Vic Bartolome	32	California	2/14/1970				

* Oregon State freshman record

SCORING RECORDS

SINGLE-GAME (includes all 30+ point games by season)

2021-22

Dashawn Davis 31 USC 2/24/2022

2020-21

Ethan Thompson 31 Portland 12/10/2020

2018-19

Stephen Thompson Jr. 34 USC 1/10/2019
 Tres Tinkle 32 Penn 11/19/2018
 Tres Tinkle 31 Washington 3/6/2019
 Tres Tinkle 31 Utah 2/2/2019
 Stephen Thompson Jr. 30 Washington 1/26/2019

2016-17

Tres Tinkle 31 Fresno State 11/25/2016
 Drew Eubanks 32 Southern Oregon 11/28/2016
 Stephen Thompson Jr. 30 Utah 1/28/2017
 Stephen Thompson Jr. 31 Utah 2/19/2017

2013-14

Roberto Nelson 36 Coppin State 11/10/2013
 Roberto Nelson 31 Maryland 11/17/2013
 Devon Collier 32 DePaul 12/1/2013
 Roberto Nelson 31 Washington 1/25/2014

2012-13

Ahmad Starks 33 New Mexico State 11/11/2012
 Roberto Nelson 34 Chicago State 12/16/2012
 Roberto Nelson 31 Oregon 2/28/2013

2011-12

Jared Cunningham 35 Hofstra 11/16/2011
 Jared Cunningham 37 Texas 11/19/2011
 Jared Cunningham 33 Washington State 2/9/2012

2010-11

Roberto Nelson *34 Arizona State 3/5/2011

2006-07

Marcel Jones 35 No. Colorado 11/24/2006

1999-00

Brian Jackson 32 Texas A&M-CC 1/4/2000

1997-98

Corey Benjamin 30 California 1/5/1998
 Corey Benjamin 36 Arizona State 1/22/1998
 Corey Benjamin 36 Oregon 1/31/1998
 Corey Benjamin 33 USC 2/5/1998
 Corey Benjamin 34 UCLA 2/7/1998

1996-97

Corey Benjamin 31 California 1/16/1997

1994-95

Brent Barry 30 USC 1/5/1995
 Mustapha Hoff 31 UCLA 1/7/1995
 Brent Barry 31 Oregon 1/14/1995
 Brent Barry 31 Arizona 1/28/1995
 Brent Barry 33 Stanford 3/2/1995
 Brent Barry 34 California 3/4/1995

1993-94

Brent Barry 31 UCLA 3/10/1994
 Brent Barry 31 USC 3/12/1994

1992-93

Scott Haskin 32 Oregon 2/6/1993

1991-92

Scott Haskin 33 USC 2/15/1992

1990-91

Teo Alibegovic 34 UCLA 1/24/1991
 Mario Jackson 30 Washington State 2/16/1991
 Teo Alibegovic 30 Arizona State 3/2/1991

1989-90

Gary Payton 39 Tennessee 12/10/1989
 Gary Payton 48 Loyola Marymount 12/19/1989
 Gary Payton 35 Louisiana Tech 12/29/1989
 Gary Payton 30 Oregon 12/30/1989
 Gary Payton 36 Stanford 1/5/1990
 Gary Payton 30 Oregon 1/13/1990
 Gary Payton 30 UCLA 1/27/1990
 Gary Payton 32 Stanford 2/3/1990
 Gary Payton 30 Oregon 2/11/1990
 Gary Payton 58 USC 2/22/1990
 Gary Payton 31 Arizona State 3/9/1990

1988-89

Gary Payton 41 Washington State 1/21/1989
 Gary Payton 30 Arizona State 2/9/1989
 Gary Payton 31 Washington 2/18/1989
 Gary Payton 31 Evansville 3/15/1989

1997-98

Gary Payton 30 Oregon 3/3/1988

1986-87

Jose Ortiz 33 UTEP 11/29/1986
 Jose Ortiz 30 Portland 12/6/1986
 Jose Ortiz 38 San Jose State 12/29/1986
 Jose Ortiz 31 UCLA 1/18/1987

1985-86

Jose Ortiz 31 Washington 1/18/1986

1984-85

A.C. Green 33 Boise State 12/15/1984
 A.C. Green 32 Hawaii-Loa 12/22/1984
 A.C. Green 39 Stanford 2/2/1985

1982-83

Charlie Sitton 32 Bradley 12/18/1982
 Charlie Sitton 32 Oregon 3/5/1983

1980-81

Steve Johnson 32 Arizona 1/5/1981
 Steve Johnson 38 Washington 1/24/1981
 Steve Johnson 33 USC 2/27/1981

1979-80

Steve Johnson 38 BYU 12/28/1979
 Steve Johnson 33 USC 1/5/1980

1978-79

Steve Johnson 33 USC 2/5/1979
 Steve Johnson 36 Arizona 2/8/1979
 Steve Johnson 31 Washington 2/17/1979

1976-77

Rocky Smith 30 California 2/4/1977
 Rocky Smith 32 Oregon 3/3/1977

1975-76

Rocky Smith 36 UNLV 11/29/1975

SCORING RECORDS

SINGLE-GAME (includes all 30+ point games by season)

1971-72

Freddie Boyd	37	UCLA	1/7/1972
Freddie Boyd	30	Washington State	1/22/1972
Freddie Boyd	32	Washington State	3/3/1972

1970-71

Freddie Boyd	33	Oklahoma State	12/5/1970
--------------	----	----------------	-----------

1969-70

Gary Freeman	32	LSU	12/22/1969
Vic Bartolome	31	Stanford	2/13/1970
Vic Bartolome	32	California	2/14/1970

1967-68

Vince Fritz	30	UCLA	2/17/1968
Loy Petersen	31	Oregon	3/9/1968

1966-67

Vince Fritz	30	Oregon	1/28/1967
Vince Fritz	32	USC	2/11/1967

1965-66

Loy Petersen	30	Stanford	12/30/1965
--------------	----	----------	------------

1964-65

Jim Jarvis	30	Washington	12/5/1964
Jim Jarvis	31	Arizona State	12/9/1964
Jim Jarvis	30	Washington State	2/26/1965
Jim Jarvis	34	Oregon	3/5/1965

1963-64

Mel Counts	38	Washington State	11/30/1963
Mel Counts	32	Washington	12/7/1963
Mel Counts	42	Indiana	12/20/1963
Mel Counts	48	LSU	12/26/1963
Mel Counts	33	Cincinnati	1/3/1964
Mel Counts	38	Cincinnati	1/4/1964
Mel Counts	38	Oregon	1/18/1964
Mel Counts	31	Seattle	1/31/1964
Mel Counts	36	Idaho	2/22/1964
Mel Counts	31	Oregon	2/28/1964
Mel Counts	34	Oregon	2/29/1964

1962-63

Mel Counts	31	Seattle	12/7/1962
Mel Counts	31	Washington	12/8/1962
Mel Counts	35	Iowa	12/29/1962
Mel Counts	30	Seattle	3/11/1963

1958-59

Lee Harman	33	Iowa	12/29/1958
Lee Harman	33	Idaho	1/22/1959

1957-58

Dave Gambee	35	Yale	12/27/1957
Ken Nanson	31	UCLA	1/4/1958
Dave Gambee	30	UCLA	2/22/1958

1956-57

Dave Gambee	30	Stanford	1/4/1957
Dave Gambee	32	Idaho	2/22/1957

1955-56

Dave Gambee	32	Villanova	12/31/1955
-------------	----	-----------	------------

1954-55

Tony Vlastelica	33	Washington	1/15/1955
Swede Halbrook	31	Idaho	2/14/1955
Swede Halbrook	31	Idaho	2/15/1955
Swede Halbrook	35	UCLA	3/4/1955

1953-54

Swede Halbrook	32	Idaho	1/8/1954
Swede Halbrook	35	Idaho	1/22/1954
Swede Halbrook	31	Washington State	2/5/1954

1947-48

Cliff Crandall	30	California	12/29/1947
----------------	----	------------	------------

1946-47

Red Rocha	38	Idaho	2/12/1947
-----------	----	-------	-----------

1907

Nollie Reed	47	Winlock AC	1907
Nollie Reed	36	Spokane AC	1907

* Oregon State freshman record

FIELD GOALS RECORDS

CAREER

FG MADE	G	FGM
1. Gary Payton (1987-90)	120	829
2. Steve Johnson (1977-81)	116	828
3. Tres Tinkle (2016-20)	126	739
4. Mel Counts (1962-64)	89	715
5. Stephen Thompson Jr. (2016-19)	121	636
6. A.C. Green (1982-85)	115	612
7. Charlie Sitton (1981-84)	117	582
8. Ethan Thompson (2018-21)	127	552
9. Mark Radford (1978-81)	113	549
10. Roberto Nelson (2011-14)	124	540

FG ATTEMPTED	G	FGA
1. Gary Payton (1987-90)	120	1,710
2. Mel Counts (1962-64)	89	1,653
3. Tres Tinkle (2016-present)	126	1,605
4. Dave Gambee (1956-58)	78	1,516
5. Stephen Thompson Jr. (2016-19)	90	1,498
6. Ethan Thompson (2018-21)	127	1,303
7. Roberto Nelson (2011-14)	124	1,270
8. Steve Johnson (1977-81)	116	1,222
9. Deaundra Tanner (1998-01)	113	1,190
10. Eric Knox (1985-89)	121	1,131

FG PCT.	FG-FGA	PCT
1. Steve Johnson (1977-81)	828-1,222	.678
2. Vic Bartolome (1968-70)	463-763	.607
3. A.C. Green (1982-85)	612-1,017	.602
4. Drew Eubanks (2016-18)	447-747	.598
5. Devon Collier (2011-14)	539-935	.576
6. Charlie Sitton (1981-84)	582-1,013	.575
7. Jose Ortiz (1986-87)	385-691	.557
8. Scott Haskin (1989-93)	524-953	.550
9. Ray Blume (1978-81)	535-992	.539
10. Rocky Smith (1976-77)	437-823	.531

(minimum two seasons played, 500 attempts)

SINGLE-SEASON

FG MADE	G	FGM
1. Gary Payton (1989-90)	29	288
2. Mel Counts (1963-64)	29	269
3. Mel Counts (1962-63)	31	253
4. Jose Ortiz (1986-87)	30	248
5. Rocky Smith (1976-77)	29	238
6. Steve Johnson (1980-81)	28	235
Lonnie Shelton (1974-75)	31	235
8. Scott Haskin (1991-92)	31	226
9. Swede Halbrook (1953-54)	29	218
10. A.C. Green (1984-85)	31	217

FG ATTEMPTED	G	FGA
1. Mel Counts (1963-64)	29	579
2. Mel Counts (1962-63)	31	574
3. Gary Payton (1989-90)	29	571
4. Dave Gambee (1955-56)	26	543
5. Dave Gambee (1956-57)	26	514
6. Mel Counts (1961-62)	29	500
7. Jim Jarvis (1964-65)	26	483
Swede Halbrook (1953-54)	29	483
9. Rocky Smith (1976-77)	29	466
10. Dave Gambee (1957-58)	26	459

FG PCT.	FG-FGA	PCT
1. Steve Johnson (1980-81)	235-315	.746
2. Steve Johnson (1979-80)	211-297	.710
3. Vic Bartolome (1967-68)	127-192	.661
4. Steve Johnson (1978-79)	197-298	.661
5. A.C. Green (1983-84)	134-204	.657
6. Kylor Kelley (2018-19)	100-153	.654
7. Clifton Jones (1999-00)	98-154	.636
8. Drew Eubanks (207-18)	164-263	.624
9. Vic Bartolome (1969-70)	178-286	.622
10. Devon Collier (2011-12)	176-286	.615

(minimum 3.0 FGM per game)

FIELD GOALS RECORDS

PAC-12 SINGLE-SEASON

FG MADE	G	FGM
1. Gary Payton (1989-90)	18	168
2. Steve Johnson (1980-81)	18	160
3. Scott Haskin (1991-92)	18	146
4. Jose Ortiz (1986-87)	18	139
5. David Lucas (2004-05)	18	135
Gary Payton (1988-89)	18	135
7. Brent Barry (1994-95)	18	133
8. Steve Johnson (1978-79)	17	130
9. Teo Alibegovic (1990-91)	18	129
10. Tres Tinkle (2018-19)	17	121
Scott Haskin (1992-93)	18	121
David Lucas (2003-04)	18	121

FG ATTEMPTED	G	FGA
1. Gary Payton (1989-90)	18	352
2. Deaundra Tanner (1998-99)	18	283
3. Gary Payton (1988-89)	18	281
4. Stephen Thompson Jr. (2016-17)	18	264
5. Tres Tinkle (2019-20)	18	255
6. Roberto Nelson (2013-14)	18	249
8. Stephen Thompson Jr. (2018-19)	18	248
Roberto Nelson (2012-13)	18	248
9. Tres Tinkle (2018-19)	18	247
David Lucas (2004-05)	18	247

FG PCT.	FG-FGA	PCT
1. Steve Johnson (1980-81)	160-215	.744
2. Steve Johnson (1979-80)	101-153	.660
3. A.C. Green (1981-82)	59-90	.656
4. A.C. Green (1983-84)	107-166	.645
5. Kylor Kelley (2018-19)	56-87	.644
6. Steve Johnson (1978-79)	130-204	.637
7. Dwayne Allen (1978-79)	57-90	.633
8. Clifton Jones (1999-00)	57-91	.626
9. Scott Haskin (1991-92)	146-234	.624
10. Charlie Sitton (1981-82)	102-165	.618

(minimum 3.0 FGM per game)

SINGLE-GAME

FG MADE	FGM
22 Gary Payton vs. USC 2/22/1990 (22-for-38)	168
22 Gary Payton vs. Loyola Marymount 12/19/1989 (22-for-31)	146
17 Gary Payton vs. Tennessee 12/10/1989 (17-for-26)	139
17 Steve Johnson vs. BYU 12/28/1979 (17-for-19)	135
17 Rocky Smith vs. UNLV 11/29/1975 (17-for-23)	133

FG ATTEMPTED	FGA
38 Gary Payton vs. USC 2/22/1990 (22-for-38)	283
34 Tony Vlastelica vs. Idaho 2/3/1953 (12-for-34)	281
31 Gary Payton vs. Loyola Marymount 12/19/1989 (22-for-31)	264
31 Dave Gambie vs. Iowa 12/21/1957 (9-for-31)	255

FG PCT (10+ attempts)	PCT
1.000 Steve Johnson vs. Hawaii-Hilo 12/5/1979 (13-for-13)	.744
1.000 Charlie Sitton vs. Portland State 12/8/1980 (11-for-11)	.660
1.000 Charlie Sitton vs. Arizona 2/13/1984 (10-for-10)	.656
1.000 A.C. Green vs. Oregon 2/2/1984 (10-for-10)	.645
1.000 Steve Johnson vs. Oregon 1/17/1981 (10-for-10)	.644
1.000 Drew Eubanks vs. Loyola Marymount 12/2/2017 (10-for-10)	.637

FG PCT (15+ attempts)	PCT
.895 Steve Johnson vs. BYU 12/28/1979 (17-for-19)	.633
.875 Steve Johnson vs. Arizona 12/2/1976 (14-for-16)	.626
.842 Steve Johnson vs. USC 1/5/1980 (16-for-19)	.624

FG PCT (20+ attempts)	PCT
.739 Rocky Smith vs. UNLV 11/29/1975 (17-for-23)	.618
.714 Freddie Boyd vs. Oklahoma State 12/5/1970 (15-for-21)	
.710 Gary Payton vs. Loyola Marymount 12/19/1989 (22-for-31)	

CONSECUTIVE FG MADE	PCT
16 Jose Ortiz vs. San Jose State 12/29/1986	
16 Steve Johnson vs. BYU 12/28/1979	

THREE-POINTERS RECORDS

CAREER

3-FG MADE	G	3FGM
1. Stephen Thompson Jr. (2016-19)	121	230
2. Tres Tinkle (2016-20)	126	185
Ahmad Starks (2011-13)	97	185
4. Chris Stephens (2003-06)	119	180
5. Roberto Nelson (2011-14)	124	179
Deaundra Tanner (1998-01)	113	179
7. Gary Payton (1987-90)	120	178
8. Jarod Lucas (2020-22)	95	177
9. Ethan Thompson (2018-21)	127	168
10. Josh Steinthal (1999-01)	86	160
Charles McKinney (1990-93)	107	160

3-FG ATTEMPTED	G	3FGA
1. Stephen Thompson Jr. (2016-19)	121	677
2. Tres Tinkle (2016-20)	126	561
3. Ahmad Starks (2011-13)	97	505
4. Deaundra Tanner (1998-01)	113	503
5. Ethan Thompson (2018-21)	127	497
6. Chris Stephens (2003-06)	119	489
7. Gary Payton (1987-90)	120	482
Roberto Nelson (2011-14)	124	479
9. Jarod Lucas (2020-22)	95	466
10. Josh Steinthal (1999-01)	86	436

3-FG PCT.	3M-3A	PCT
1. Nick DeWitz (2005-06)	61-140	.436
2. Charles McKinney (1990-93)	160-400	.400
3. Sasa Cuic (2005-07)	105-271	.387
4. Maurice Calloo (2021-22)	70-182	.385
5. Kendal Manuel (2017-18)	66-172	.384
6. Jarod Lucas (2020-22)	177-466	.380
7. Eric Knox (1985-89)	97-257	.377
8. Roberto Nelson (2011-14)	179-479	.374
9. Adam Masten (1999-02)	115-308	.373
10. Gary Payton (1987-90)	178-482	.369

(minimum two seasons played, 125 attempts)

SINGLE-SEASON

3-FG MADE	G	3FGM
1. Gary Payton (1988-89)	30	82
2. Ahmad Starks (2011-12)	36	79
3. Jarod Lucas (2020-21)	33	77
4. Chris Stephens (2003-04)	28	76
5. Jarod Lucas (2021-22)	31	73
6. Stephen Thompson Jr. (2017-18)	32	64
Ahmad Starks (2012-13)	32	64
8. Stephen Thompson Jr. (2018-19)	31	61
9. Deaundra Tanner (1999-00)	28	60
Jordan Pope (2022-23)	32	60

3-FG ATTEMPTED	G	3FGA
1. Ahmad Starks (2011-12)	36	213
Gary Payton (1988-89)	30	213
3. Chris Stephens (2003-04)	28	201
4. Jarod Lucas (2020-21)	33	198
Stephen Thompson Jr. (2018-19)	31	198
6. Jarod Lucas (2021-22)	31	189
7. Stephen Thompson Jr. (2017-18)	32	184
8. Stephen Thompson Jr. (2016-17)	26	167
9. Ahmad Starks (2012-13)	32	162
10. Tres Tinkle (2018-19)	30	161

3-FG PCT.	3M-3A	PCT
1. Nick DeWitz (2004-05)	34-68	.500
2. Sasa Cuic (2005-06)	36-73	.493
3. Rickey Claitt (2008-09)	41-87	.471
4. Hallice Cooke (2013-14)	41-90	.456
5. Charles McKinney (1991-92)	59-137	.431
6. Adam Masten (2000-01)	40-95	.421
7. Maurice Calloo (2020-21)	34-81	.420
8. Brian Jackson (2002-03)	28-68	.412
9. Deaundra Tanner (1999-00)	60-146	.411
10. Deaundra Tanner (1997-98)	37-91	.407

(minimum 1.0 3FGM per game)

THREE-POINTERS RECORDS

PAC-12 SINGLE-SEASON

3-FG MADE	G	3FGM
1. Gary Payton (1988-89)	18	58
2. Chris Stephens (2003-04)	18	52
3. Jarod Lucas (2020-21)	20	47
4. Jarod Lucas (2021-22)	20	44
5. Stephen Thompson Jr. (2016-17)	18	43
6. Josh Steinthal (1998-99)	18	42
7. Stephen Thompson Jr. (2017-18)	18	39
Ahmad Starks (2011-12)	18	39
Charles McKinney (1991-92)	18	39
10. Stephen Thompson Jr. (2018-19)	18	38
Jordan Pope (2022-23)	20	38

3-FG ATTEMPTED	G	3FGA
1. Gary Payton (1988-89)	18	143
2. Chris Stephens (2003-04)	18	131
3. Stephen Thompson Jr. (2018-19)	18	123
4. Jarod Lucas (2021-22)	20	121
5. Jarod Lucas (2020-21)	20	119
6. Stephen Thompson Jr. (2016-17)	18	113
Ahmad Starks (2011-12)	18	113
8. Deaundra Tanner (1998-99)	18	111
9. Josh Steinthal (1998-99)	18	105
10. Deaundra Tanner (1999-00)	18	104

3-FG PCT.	3M-3A	PCT
1. Nick DeWitz (2004-05)	29-52	.558
2. Bill Sherwood (1987-88)	18-34	.529
3. Sasa Cuic (2005-06)	26-51	.510
4. Carson Cunningham (1996-97)	22-45	.489
5. Gary Payton (1987-88)	19-39	.487
6. Rickey Claitt (2008-09)	13-28	.464
7. Nick DeWitz (2005-06)	22-48	.458
8. Hallice Cooke (2013-14)	30-67	.448
9. Kareem Anderson (1991-92)	27-62	.435
10. Roberto Nelson (2013-14)	36-83	.434

(minimum 1.0 3FGM per game)

SINGLE-GAME

3-FG MADE
7 Ahmad Starks vs. Kansas 11/30/2012 (7-for-13)
7 Nick DeWitz vs. California 2/26/2005 (7-for-9)
7 Josh Steinthal vs. Arizona 2/18/1999 (7-for-12)
7 Gary Payton vs. Washington State 1/21/1989 (7-for-10)

3-FG ATTEMPTED
14 Stephen Thompson Jr. vs. Savannah State 12/11/2016 (3-for-14)
14 Jimmie Haywood vs. Kansas State 12/22/2002 (6-for-14)
13 Ahmad Starks vs. Kansas 11/30/2012 (7-for-13)
13 Ahmad Starks vs. Washington State 2/9/2012 (2-for-13)
13 Lathen Wallace vs. Arizona State 3/18/2008 (6-for-13)

3-FG PCT. (5 ATT.)
1.000 J.S. Nash vs. UCLA 12/31/2004 (5-for-5)
1.000 Deaundra Tanner vs. USC 1/9/1999 (5-for-5)

3-FG PCT. (6 ATT.)
.833 Jarod Lucas vs. USC 2/24/2022 (5-for-6)
.833 Roberto Nelson vs. Grambling State 12/8/2012 (5-for-6)
.833 Ahmad Starks vs. Howard 12/15/2011 (5-for-6)
.833 Rickey Claitt vs. UTEP 4/3/2009 (5-for-6)
.833 Chris Stephens vs. USC 1/30/2003 (5-for-6)
.833 Joe See vs. California 2/7/2002 (5-for-6)
.833 Josh Steinthal vs. Arizona State 3/4/2000 (5-for-6)
.833 Josh Steinthal vs. Oregon 2/27/1999 (5-for-6)
.833 David Drakeford vs. Washington 1/20/1994 (5-for-6)

3-FG PCT. (7 ATT.)
.857 Roberto Nelson vs. Chicago State 12/16/2012 (6-for-7)
.857 Angelo Tsagarakis vs. Willamette 12/12/2003 (6-for-7)
.857 Bill Sherwood vs. Arizona 1/14/1988 (6-for-7)

3-FG PCT. (8+ ATT.)
.778 Nick DeWitz vs. California 2/26/2005 (7-for-9)

THREE-POINTERS RECORDS

RECORDS BY CLASS

SENIORS		G	3FGM
1.	Stephen Thompson Jr. (2018-19)	31	61
2.	Roberto Nelson (2013-14)	32	57
	Eric Knox (1988-89)	29	57
4.	Brent Barry (1994-95)	27	52
	Gary Payton (1989-90)	29	52
JUNIORS		G	3FGM
1.	Gary Payton (1988-89)	30	82
2.	Jarod Lucas (2021-22)	31	73
3.	Stephen Thompson Jr. (2017-18)	32	64
	Ahmad Starks (2012-13)	32	64
5.	Deaundra Tanner (1999-00)	28	60
SOPHOMORES		G	3FGM
1.	Ahmad Starks (2011-12)	36	79
2.	Jarod Lucas (2020-21)	33	77
3.	Chris Stephens (2003-04)	28	76
4.	Stephen Thompson Jr. (2016-17)	26	57
	Josh Steinthal (1998-99)	27	57
FRESHMEN		G	3FGM
1.	Jordan Pope (2022-23)	32	60
2.	JaQuori McLaughlin (2016-17)	32	58
3.	Kendal Manuel (2016-17)	32	52
4.	Stephen Thompson Jr. (2015-16)	32	48
5.	Angelo Tsagarakis (2003-04)	28	45

MISCELLANEOUS

CONSECUTIVE GAMES WITH A THREE-POINTER	
25	Chris StephensDec. 2003 to March 2004
22	Gary Payton Dec. 1988 to March 1989
20	Roberto NelsonJan. 2013 to Nov. 2013
20	Josh SteinthalFeb. 2000 to Jan. 2001

CONSECUTIVE GAMES WITH MULTIPLE THREE-POINTERS	
21	Chris Stephens Dec. 2003 to Feb. 2004
13	Jarod Lucas..... Feb. 2021 to Nov. 2021
8	Roberto NelsonJan. to Feb. 2014
8	Deaundra Tanner..... Feb. to March 1999
8	Charles McKinneyJan. to Feb. 1992

FREE THROWS RECORDS

CAREER

FT MADE	G	FTM
1. Tres Tinkle (2016-20)	126	570
2. Mel Counts (1962-64)	89	543
3. Roberto Nelson (2011-14)	124	486
4. A.C. Green (1982-85)	115	470
5. Ethan Thompson (2018-21)	127	444
6. Jared Cunningham (2010-12)	98	427
7. Devon Collier (2011-14)	128	411
8. Dave Gambie (1956-58)	78	400
9. Charlie Sitton (1981-84)	117	397
10. Cliff Crandall (1946-49)	126	388

FT ATTEMPTED	G	FTA
1. Tres Tinkle (2016-20)	126	723
2. Mel Counts (1962-64)	89	693
3. A.C. Green (1982-85)	115	675
4. Devon Collier (2011-14)	128	668
5. Roberto Nelson (2011-14)	124	614
6. Steve Johnson (1977-81)	116	592
7. Dave Gambie (1956-58)	78	586
8. Ethan Thompson (2018-21)	127	572
9. Jared Cunningham (2010-12)	98	566
10. Charlie Sitton (1981-84)	117	516

FT PCT.	FT-FTA	PCT
1. Jarod Lucas (2020-22)	224-254	.882
2. Chris Stephens (2003-06)	224-260	.862
3. Rocky Smith (1976-77)	160-192	.833
4. Vince Fritz (1967-70)	305-369	.827
5. Gary Freeman (1968-70)	187-228	.820
6. Jim Jarvis (1963-65)	226-280	.807
7. Brent Barry (1992-95)	300-378	.794
8. Roberto Nelson (2011-14)	486-614	.792
9. Tres Tinkle (2016-20)	570-723	.788
10. David Lucas (2002-05)	216-274	.788

(minimum two seasons played, 175 attempts)

SINGLE-SEASON

FT MADE	G	FTM
1. Mel Counts (1963-64)	29	237
2. Roberto Nelson (2013-14)	32	206
3. Jared Cunningham (2011-12)	36	199
4. Swede Halbrook (1953-54)	29	178
5. Jose Ortiz (1986-87)	30	171
6. Jared Cunningham (2010-11)	30	166
7. Charlie Sitton (1982-83)	30	165
8. Dave Gambie (1956-57)	26	165
9. A.C. Green (1984-85)	31	157
10. Roberto Nelson (2012-13)	32	155
Mel Counts (1962-63)	31	155

FT ATTEMPTED	G	FTA
1. Swede Halbrook (1953-54)	29	328
2. Mel Counts (1963-64)	29	316
3. Jared Cunningham (2011-12)	36	270
4. Roberto Nelson (2013-14)	32	250
5. Jose Ortiz (1986-87)	30	236
6. A.C. Green (1984-85)	31	231
7. Dave Gambie (1956-57)	26	226
8. Jared Cunningham (2010-11)	30	213
9. Charlie Sitton (1982-83)	30	208
10. Dave Gambie (1955-56)	26	206

FT PCT.	FT-FTA	PCT
1. Jarod Lucas (2020-21)	103-115	.896
2. Chris Stephens (2005-06)	83-93	.892
3. Jarod Lucas (2021-22)	74-85	.871
4. Terry Baker (1960-61)	67-77	.870
5. Vince Fritz (1966-67)	130-150	.867
6. Bob Allord (1956-57)	70-83	.843
7. Jim Jarvis (1964-65)	116-138	.841
8. Tres Tinkle (2017-18)	131-156	.840
9. Rocky Smith (1976-77)	99-118	.839
10. Gary Freeman (1968-69)	88-106	.830

(minimum 2.0 FTM per game)

MOST CONSECUTIVE FREE THROWS MADE

35	Tres Tinkle.....	Jan. 2020
34	Jared Cunningham.....	Dec. 2010 to Jan. 2011
34	Vince Fritz.....	Jan. to Feb. 1967
30	Sasa Cuic.....	Nov. to Dec. 2004
30	Danny Evans.....	Jan. to Feb. 1983
30	Charlie Neal.....	March to Dec. 1974

FREE THROWS RECORDS

PAC-12 SINGLE-SEASON

FT MADE	G	FTM
1. A.C. Green (1983-84)	18	119
2. Roberto Nelson (2013-14)	18	107
Brent Barry (1994-95)	18	107
4. Jared Cunningham (2011-12)	18	104
5. Jared Cunningham (2010-11)	17	103
6. Mustapha Hoff (1994-95)	18	101
7. Tres Tinkle (2019-20)	18	93
8. Roberto Nelson (2012-13)	18	91
Charlie Sitton (1982-83)	17	91
Lester Conner (1981-82)	18	91

FT ATTEMPTED	G	FTA
1. A.C. Green (1983-84)	18	156
2. Jared Cunningham (2011-12)	18	138
3. Roberto Nelson (2013-14)	18	133
Mustapha Hoff (1994-95)	18	133
5. A.C. Green (1984-85)	18	131
6. Jared Cunningham (2010-11)	17	129
7. Gary Payton (1989-90)	18	127
8. Jose Ortiz (1986-87)	18	125
9. Lester Conner (1981-82)	18	123
10. Philip Ricci (2002-03)	18	121

FT PCT.	FT-FTA	PCT
1. Jarod Lucas (2020-21)	57-63	.905
2. Brent Barry (1994-95)	107-119	.899
3. Chris Stephens (2005-06)	45-51	.882
4. Tres Tinkle (2017-18)	71-82	.866
5. Tres Tinkle (2019-20)	93-108	.861
6. Roberto Nelson (2010-11)	36-42	.857
7. Eric Knox (1987-88)	42-50	.840
Danny Evans (1982-83)	42-50	.840
9. Glenn Taylor Jr. (2022-23)	67-80	.838
10. Zach Reichle (2019-20)	36-43	.837

(minimum 2.0 FTM per game)

SINGLE-GAME

FT MADE	FTM
20 Jared Cunningham vs. Texas	119
11/19/2011 (20-for-23)	107
20 A.C. Green vs. USC	107
2/9/1984 (20-for-24)	104
20 Mel Counts vs. Indiana	103
12/20/1963 (20-for-25)	101

FT ATTEMPTED	FTA
28 Swede Halbrook vs. Idaho	156
1/22/1954 (13-for-28)	138
25 Mel Counts vs. Indiana	133
12/20/1963 (20-for-25)	133
24 A.C. Green vs. USC	131
2/9/1984 (20-for-24)	129
24 Swede Halbrook vs. Tulane	127
12/29/1953 (15-for-24)	125

FT PCT. (10+ ATT.)	PCT
1.000 Jared Cunningham vs. George Washington	.905
12/18/2010 (15-for-15)	.899
1.000 Steve Johnson vs. Washington	.882
1/24/1981 (14-for-14)	.866
1.000 Brent Barry vs. BYU	.861
12/29/1992 (12-for-12)	.857
1.000 A.C. Green vs. Tennessee State	.840
12/27/1982 (12-for-12)	.840
1.000 Vince Fritz vs. UCLA	.838
2/17/1968 (12-for-12)	.837
1.000 Ethan Thompson vs. UCLA	
3/11/2021 (11-for-11)	
1.000 Tres Tinkle at Washington	
1/16/2020 (11-for-11)	
1.000 Lonnie Shelton vs. Oregon	
3/8/1975 (11-for-11)	
1.000 Mel Counts vs. California	
12/14/1962 (11-for-11)	
1.000 Terry Baker vs. Oregon	
2/4/1961 (11-for-11)	
1.000 Bob Jacobson vs. Seattle	
12/30/1960 (11-for-11)	
1.000 Tres Tinkle at California	
2/3/2018 (10-for-10)	
1.000 Roberto Nelson at Colorado	
1/2/2014 (10-for-10)	
1.000 Roberto Nelson vs. George Mason	
12/23/2013 (10-for-10)	
1.000 Roberto Nelson at USC	
1/19/2013 (10-for-10)	

FT PCT. (15+ ATT.)	PCT
1.000 Jared Cunningham vs. George Washington	.905
12/18/2010 (15-for-15)	.899
.938 Ethan Thompson vs. Oklahoma State	.882
3/21/2021 (15-for-16)	.866
.938 Glenn Taylor Jr. vs. California	.861
3/4/2023 (15-for-16)	.857
.933 Roberto Nelson at Arizona State	.840
3/5/2011 (14-for-15)	.840
.933 Mark Radford vs. Portland State	.838
12/9/1978 (14-for-15)	.837
.933 Steve Ericksen vs. Oregon	
2/1/1974 (14-for-15)	
.933 Mel Counts vs. Washington	
12/7/1963 (14-for-15)	

FT PCT. (20+ ATT.)	PCT
.870 Jared Cunningham vs. Texas	.905
11/19/2011 (20-for-23)	.899
.833 A.C. Green vs. USC	.882
2/9/1984 (20-for-24)	.866
.800 Mel Counts vs. Indiana	.861

REBOUNDS RECORDS

CAREER

REBOUNDS	G	REB
1. Mel Counts (1962-64)	89	1,375
2. Tres Tinkle (2016-20)	126	882
3. A.C. Green (1982-85)	115	880
4. Dave Gambee (1956-58)	78	828
5. Steve Johnson (1977-80)	116	785
6. Eric Moreland (2011-14)	89	762
7. Joe Burton (2010-13)	130	730
8. Jay Carty (1960-62)	81	691
9. Devon Collier (2011-14)	128	679
10. Sam Whitehead (1971-73)	79	669

REB AVERAGE	REB	AVG
1. Mel Counts (1962-64)	1,375	15.4
2. Swede Halbrook (1954-55)	612	12.8
3. Dave Gambee (1956-58)	828	10.6
4. Lonnie Shelton (1974-75)	496	8.7
5. Jose Ortiz (1986-87)	450	8.7
6. Eric Moreland (2011-14)	762	8.6
7. Jay Carty (1960-62)	691	8.5
8. Sam Whitehead (1971-73)	669	8.5
9. Gary Freeman (1968-70)	588	8.3
10. Karl Anderson (1959-61)	633	8.1

(minimum two seasons played)

SINGLE-SEASON

REBOUNDS	G	REB
1. Mel Counts (1963-64)	29	489
2. Mel Counts (1962-63)	31	485
3. Mel Counts (1961-62)	29	401
4. Swede Halbrook (1953-54)	29	344
5. Bob Payne (1950-51)	28	341
6. Eric Moreland (2012-13)	29	307
7. Jay Carty (1961-62)	29	304
8. Lonnie Shelton (1974-75)	31	292
9. A.C. Green (1984-85)	31	286
10. Dave Gambee (1957-58)	26	285

REB AVERAGE	REB	AVG
1. Mel Counts (1963-64)	489	16.9
2. Mel Counts (1962-63)	485	15.6
3. Swede Halbrook (1954-55)	268	14.1
4. Mel Counts (1961-62)	401	13.8
5. Bob Payne (1950-51)	341	12.2
6. Dave Gambee (1957-58)	285	11.0
7. Eric Moreland (2012-13)	307	10.6
8. Dave Gambee (1956-57)	273	10.5
9. Jay Carty (1961-62)	304	10.5
10. Dave Gambee (1955-56)	270	10.4

(played in minimum of 66.7% of games)

PAC-12 SINGLE-SEASON

REBOUNDS	G	REB
1. Eric Moreland (2013-14)	18	187
2. Warith Alatishe (2020-21)	20	164
Scott Haskin (1992-93)	18	164
Jose Ortiz (1986-87)	18	164
5. A.C. Green (1983-84)	18	159
6. Jose Ortiz (1985-86)	18	155
7. Drew Eubanks (2016-17)	18	153
8. Philip Ricci (2002-03)	18	151
9. A.C. Green (1984-85)	18	149
10. Eric Moreland (2012-13)	15	148

REB AVERAGE	REB	AVG
1. Eric Moreland (2013-14)	187	10.39
2. Eric Moreland (2012-13)	148	9.87
3. Scott Haskin (1992-93)	164	9.11
Jose Ortiz (1986-87)	164	9.11
5. A.C. Green (1983-84)	159	8.83
6. Jose Ortiz (1985-86)	155	8.61
7. Drew Eubanks (2016-17)	153	8.50
8. Philip Ricci (2002-03)	151	8.39
9. A.C. Green (1984-85)	149	8.28
10. Warith Alatishe (2020-21)	164	8.20

(played in minimum of 66.7% of games)

REBOUNDS RECORDS

RECORDS BY CLASS

SENIORS

	G	REB
1. Mel Counts (1963-64)	29	489
2. Bob Payne (1950-51)	28	341
3. Jay Carty (1961-62)	29	304
4. A.C. Green (1984-85)	31	286
5. Dave Gambree (1957-58)	26	285
6. Jose Ortiz (1986-87)	30	262
7. Gary Payton II (2015-16)	32	251
8. Philip Ricci (2002-03)	28	230
9. Vic Bartolome (1969-70)	26	226
10. Scott Haskin (1992-93)	27	220

JUNIORS

	G	REB
1. Mel Counts (1962-63)	31	485
2. Warith Alatishe (2020-21)	33	284
3. Dave Gambree (1956-57)	26	273
4. Swede Halbrook (1954-55)	19	268
5. Karl Anderson (1959-60)	26	258
6. Gary Freeman (1968-69)	26	244
7. Tres Tinkle (2018-19)	30	243
8. Jay Dean (1954-55)	28	239
9. Gary Payton II (2014-15)	31	231
10. Drew Eubanks (2017-18)	32	218

SOPHOMORES

	G	REB
1. Mel Counts (1961-62)	29	401
2. Swede Halbrook (1953-54)	29	344
3. Eric Moreland (2012-13)	29	307
4. Lonnie Shelton (1974-75)	31	292
5. Dave Gambree (1955-56)	26	270
6. Drew Eubanks (2016-17)	32	266
7. Sam Whitehead (1970-71)	26	249
8. A.C. Green (1982-83)	31	235
9. Tres Tinkle (2017-18)	32	231
Chad Scott (1990-91)	28	231

FRESHMEN

	G	REB
1. Eric Moreland (2011-12)	36	245
2. Lonnie Shelton (1973-74)	26	204
3. A.C. Green (1981-82)	30	158
4. Steve Johnson (1976-77)	28	156
5. Jerohn Brown (1993-94)	26	154
6. Drew Eubanks (2015-16)	32	146
Tres Tinkle (2015-16)	27	146
8. Joe Burton (2009-10)	32	145
9. Kyle Jeffers (2003-04)	28	135
10. Devon Collier (2011-12)	30	132

SINGLE-GAME

REBOUNDS

36	Swede Halbrook vs. Idaho
	2/15/1955
32	Swede Halbrook vs. Idaho
	2/14/1955
25	Mel Counts vs. Washington
	12/8/1962
25	Swede Halbrook vs. Hawaii
	12/4/1953
24	Mel Counts vs. Portland
	2/8/1964
24	Mel Counts vs. Indiana
	12/20/1963
24	Mel Counts vs. Oregon
	2/16/1963
24	Mel Counts vs. Iowa
	12/29/1962
23	Mel Counts vs. California
	12/14/1962
23	Mel Counts vs. Seattle
	12/7/1962
23	Dave Gambree vs. Northwestern
	12/21/1955
22	Mel Counts vs. Washington State
	1/5/1963
22	Dave Gambree vs. Idaho
	2/25/1956
21	Sam Whitehead vs. Hawaii
	12/3/1971
21	Mel Counts vs. Oregon
	2/29/1964
21	Mel Counts vs. LSU
	12/26/1963
21	Mel Counts vs. Indiana
	12/21/1963
21	Mel Counts vs. Oregon
	3/8/1963
21	Mel Counts vs. Pepperdine
	3/16/1962
21	Mel Counts vs. Stanford
	12/18/1961
21	Dave Gambree vs. Idaho
	2/22/1957
20	Mel Counts vs. Seattle
	2/14/1964
20	Swede Halbrook vs. UCLA
	3/5/1955
20	Swede Halbrook vs. Oregon
	2/26/1955
20	Jay Dean vs. Oregon
	2/27/1954

CONSECUTIVE GAMES WITH 10+ REBOUNDS

30	Mel Counts.....	March 1963 to March 1964
12	Mel Counts.....	Dec. 1962 to Feb. 1963
12	Mel Counts.....	Feb.-Dec. 1962
12	Dave Gambree.....	Jan.-March 1957

ASSISTS RECORDS

CAREER

ASSISTS	G	AST
1. Gary Payton (1987-90)	120	938
2. George Tucker (1974-77)	108	525
3. Ethan Thompson (2018-21)	127	499
4. Deaundra Tanner (1998-01)	113	457
Darryl Flowers (1983-86)	112	457
6. Dwayne Allen (1977-80)	113	426
7. Charlie Neal (1973-75)	81	417
8. Mark Radford (1978-81)	113	401
9. Tres Tinkle (2016-20)	126	374
Lamar Hurd (2003-06)	102	374
Eric Knox (1985-89)	121	374

ASSIST AVERAGE	AST	AVG
1. Gary Payton (1987-90)	938	7.82
2. Freddie Boyd (1970-72)	362	6.70
3. Charlie Neal (1973-75)	417	5.15
4. George Tucker (1974-77)	525	4.86
5. Lester Conner (1981-82)	264	4.55
6. Darryl Flowers (1983-86)	457	4.08
7. Deaundra Tanner (1998-01)	457	4.04
8. Stephane Brown (1994-95)	206	4.04
9. Ethan Thompson (2018-21)	499	3.93
10. Dwayne Allen (1977-80)	426	3.77

(minimum two seasons played)

SINGLE-SEASON

ASSISTS	G	AST
1. Gary Payton (1988-89)	30	244
2. Gary Payton (1989-90)	29	235
3. Gary Payton (1987-88)	31	230
4. Gary Payton (1986-87)	30	229
5. Freddie Boyd (1971-72)	28	185
6. Freddie Boyd (1970-71)	26	177
7. George Tucker (1976-77)	29	175
8. Gary Payton II (2015-16)	32	161
9. George Tucker (1974-75)	31	159
10. Dwayne Allen (1978-79)	28	154

ASSIST AVERAGE	AST	AVG
1. Gary Payton (1988-89)	244	8.13
2. Gary Payton (1989-90)	235	8.10
3. Gary Payton (1986-87)	229	7.63
4. Gary Payton (1987-88)	230	7.42
5. Freddie Boyd (1970-71)	177	6.81
6. Freddie Boyd (1971-72)	185	6.61
7. George Tucker (1976-77)	175	6.03
8. Charlie Neal (1972-73)	146	5.62
9. Dwayne Allen (1978-79)	154	5.50
10. Dashawn Davis (2021-22)	148	5.48

(played in minimum of 66.7% of games)

PAC-12 SINGLE-SEASON

ASSISTS	G	AST
1. Gary Payton (1988-89)	18	139
2. Gary Payton (1986-87)	18	138
3. Gary Payton (1989-90)	18	136
4. Gary Payton (1987-88)	18	127
5. Dashawn Davis (2021-22)	17	104
6. Darryl Flowers (1985-86)	18	99
7. Gary Payton II (2015-16)	18	98
8. Deaundra Tanner (1999-00)	18	93
Lester Conner (1981-82)	18	93
10. Deaundra Tanner (1998-99)	18	92

ASSISTS RECORDS

RECORDS BY CLASS

SENIORS

	G	AST
1. Gary Payton (1989-90)	29	235
2. Freddie Boyd (1971-72)	28	185
3. George Tucker (1976-77)	29	175
4. Gary Payton II (2015-16)	32	161
5. Lester Conner (1981-82)	30	153
6. Darryl Flowers (1985-86)	27	144
7. Charlie Neal (1974-75)	31	143
8. Dwayne Allen (1979-80)	30	140
9. Ethan Thompson (2020-21)	33	128
10. Roberto Nelson (2013-14)	32	115

JUNIORS

	G	AST
1. Gary Payton (1988-89)	30	244
2. Freddie Boyd (1970-71)	26	177
3. Dwayne Allen (1978-79)	28	154
4. Dashawn Davis (2021-22)	27	148
5. Deaundra Tanner (1999-00)	28	143
6. Ethan Thompson (2019-20)	31	140
7. George Tucker (1975-76)	26	137
8. Ray Blume (1979-80)	30	136
9. Darryl Flowers (1984-85)	31	130
10. Charlie Neal (1973-74)	24	128

SOPHOMORES

	G	AST
1. Gary Payton (1987-88)	31	230
2. George Tucker (1974-75)	31	159
3. Charlie Neal (1972-73)	26	146
4. Lamar Hurd (2003-04)	28	138
5. Deaundra Tanner (1998-99)	27	126
6. Ethan Thompson (2018-19)	31	120
7. Tres Tinkle (2017-18)	32	117
8. Mark Radford (1978-79)	28	112
9. Dwayne Allen (1977-78)	27	110
10. Malcolm Duvivier (2014-15)	31	107

FRESHMEN

	G	AST
1. Gary Payton (1986-87)	30	229
2. Carson Cunningham (1996-97)	27	126
3. Josh Tarver (2006-07)	32	123
4. Ethan Thompson (2017-18)	32	111
5. Lamar Hurd (2002-03)	28	105
6. JaQuori McLaughlin (2016-17)	32	104
7. Darryl Flowers (1982-83)	31	99
8. Mark Radford (1977-78)	27	97
9. Deaundra Tanner (1997-98)	30	90
10. Steve Woodside (1982-83)	30	82

SINGLE-GAME

ASSISTS

15 Gary Payton vs. Arizona State 11/30/1989
14 Gary Payton vs. St. Joseph's 12/28/1988
14 Gary Payton vs. Idaho 12/27/1986
14 Dwayne Allen vs. Portland State 12/9/1978
14 George Tucker vs. Stanford 2/5/1977
14 Charlie Neal vs. Washington State 1/12/1974
13 Gary Payton vs. Oregon 12/30/1989
13 Gary Payton vs. Memphis State 12/8/1989
13 Gary Payton vs. Washington 2/18/1989
13 Gary Payton vs. USC 2/4/1988
13 Gary Payton vs. California 1/31/1987
13 Charlie Neal vs. Hawaii 1/15/1974
13 Freddie Boyd vs. Washington 3/4/1972

CONSECUTIVE GAMES WITH 5+ ASSISTS

23 Gary Payton..... Feb. 1989 to Jan. 1990
19 Gary Payton..... Jan. to Dec. 1988
14 Gary Payton..... Dec. 1988 to Feb. 1989
13 Gary Payton..... Nov. 1986 to Jan. 1987
12 Charlie Neal..... Dec. 1973 to Jan. 1974
11 Gary Payton..... Jan. to Feb. 1987

CONSECUTIVE GAMES WITH 10+ ASSISTS

3 Gary Payton..... Jan. to Feb. 1988

BLOCKED SHOTS RECORDS

CAREER

BLOCKED SHOTS	G	BLK
1. Kylor Kelley (2019-20)	62	211
2. Eric Moreland (2011-14)	89	184
3. Scott Haskin (1989-93)	111	172
4. Drew Eubanks (2016-18)	96	163
5. Devon Collier (2011-14)	128	134
6. Steve Johnson (1979-81)	85	114
7. Nick DeWitz (2005-06)	54	111
8. Kyle Jeffers (2004-07)	120	97
9. Will Brantley (1988-91)	113	85
10. Philip Ricci (2002-03)	56	75

BLOCK AVERAGE	BLK	AVG
1. Kylor Kelley (2019-20)	211	3.40
2. Eric Moreland (2011-14)	184	2.07
3. Nick DeWitz (2005-06)	111	2.06
4. Drew Eubanks (2016-18)	163	1.70
5. Scott Haskin (1989-93)	172	1.55
6. Jose Ortiz (1985-86)	73	1.40
7. Philip Ricci (2002-03)	75	1.34
8. Clifton Jones (1999-00)	67	1.20
9. Todd Marshall (1997-98)	54	1.15
10. Warith Alatishe	69	1.13

(minimum two seasons played)

SINGLE-SEASON

BLOCKED SHOTS	G	BLK
1. Kylor Kelley (2019-20)	31	107
2. Kylor Kelley (2018-19)	31	104
3. Eric Moreland (2012-13)	29	73
4. Drew Eubanks (2016-17)	32	69
Eric Moreland (2011-12)	36	69
6. Scott Haskin (1991-92)	31	68
7. Nick DeWitz (2005-06)	28	59
8. Drew Eubanks (2017-18)	32	55
9. Nick DeWitz (2004-05)	26	52
10. Scott Haskin (1992-93)	27	51

BLOCK AVERAGE	BLK	AVG
1. Kylor Kelley (2019-20)	107	3.45
2. Kylor Kelley (2018-19)	104	3.35
3. Eric Moreland (2012-13)	73	2.52
4. Scott Haskin (1991-92)	68	2.19
5. Drew Eubanks (2016-17)	69	2.16
6. Nick DeWitz (2005-06)	59	2.11
7. Nick DeWitz (2004-05)	52	2.00
8. Eric Moreland (2011-12)	69	1.92
9. Scott Haskin (1992-93)	51	1.89
10. Drew Eubanks (2017-18)	55	1.72

(played in minimum of 66.7% of games)

PAC-12 SINGLE-SEASON

BLOCKED SHOTS	G	BLK
1. Kylor Kelley (2019-20)	18	53
Kylor Kelley (2018-19)	18	53
3. Eric Moreland (2011-12)	18	37
Nick DeWitz (2004-05)	18	37
Scott Haskin (1992-93)	18	37
Scott Haskin (1991-92)	18	37
7. Eric Moreland (2013-14)	18	36
8. Drew Eubanks (2017-18)	18	35
9. Nick DeWitz (2005-06)	17	34
10. Eric Moreland (2012-13)	15	33

BLOCKED SHOTS RECORDS

RECORDS BY CLASS

SENIORS	G	BLK
1. Kylor Kelley (2019-20)	31	107
2. Nick DeWitz (2005-06)	28	59
3. Scott Haskin (1992-93)	27	51
4. Jose Ortiz (1986-87)	30	41
Steve Johnson (1980-81)	28	41

JUNIORS	G	BLK
1. Kylor Kelley (2018-19)	31	104
2. Scott Haskin (1991-92)	31	68
3. Drew Eubanks (2017-18)	32	55
4. Nick DeWitz (2004-05)	26	52
5. Warith Alatishe (2020-21)	33	46

SOPHOMORES	G	BLK
1. Eric Moreland (2012-13)	29	73
2. Drew Eubanks (2016-17)	32	69
3. Devon Collier (2011-12)	36	46
4. Scott Haskin (1989-90)	29	42
Steve Johnson (1978-79)	27	42

FRESHMEN	G	BLK
1. Eric Moreland (2011-12)	36	69
2. Drew Eubanks (2015-16)	32	39
3. Devon Collier (2010-11)	30	23
4. KC Ibekwe (2022-23)	20	21
5. Gary Payton (1986-87)	30	20

CONSECUTIVE GAMES WITH A BLOCKED SHOT

31	Kylor Kelley	Jan. 2019 to Jan. 2020
20	Nick DeWitz	Jan. to Dec. 2005
18	Kylor Kelley	Nov. 2018 to Jan. 2019
17	Drew Eubanks	Nov. 2016 to Jan. 2017
15	Scott Haskin	Jan. to Feb. 1993
14	Philip Ricci	Dec. 2002 to Feb. 2003
13	Jose Ortiz	Jan. to March 1987
11	Warith Alatishe	Nov. 2020 to Jan. 2021
11	Kylor Kelley	Jan. to March 2020
11	Eric Moreland	Nov. 2012 to Jan. 2013
11	Scott Haskin	March to Dec. 1989
11	Jose Ortiz	Dec. 1985 to Jan. 1986

CONSECUTIVE GAMES WITH MULTIPLE BLOCKED SHOTS

15	Kylor Kelley	Nov. 2018 to Jan. 2019
11	Kylor Kelley	March to Dec. 2019
9	Scott Haskin	Nov. to Dec. 1989
8	Kylor Kelley	Dec. 2019 to Jan. 2020
6	Kylor Kelley	Feb. to March 2020
6	Kylor Kelley	Feb. to March 2019
6	Drew Eubanks	Jan. to Feb. 2018
6	Eric Moreland	Jan. to Feb. 2014
6	Eric Moreland	Feb. to March 2013
6	Nick DeWitz	Dec. 2004 to Jan. 2005
6	Scott Haskin	Jan. to Feb. 1993

SINGLE-GAME

BLOCKED SHOTS
9 Kylor Kelley vs. Pepperdine 12/17/2018
7 Kylor Kelley at Stanford 1/30/2020
7 Kylor Kelley vs. Arkansas-Pine Bluff 12/14/2019
7 Kylor Kelley vs. Grambling State 11/23/2019
7 Kylor Kelley vs. USC 1/10/2019
7 Drew Eubanks vs. Prairie View A&M 11/11/2016
7 Gary Payton II vs. Colorado 2/21/2015
6 Kylor Kelley vs. Portland State 12/1/2019
6 Kylor Kelley vs. UC Santa Barbara 11/20/2019
6 Kylor Kelley at Utah 2/2/2019
6 Drew Eubanks at UCLA 2/15/2018
6 Drew Eubanks vs. Colorado 12/29/2017
6 Drew Eubanks vs. Utah 2/19/2017
6 Drew Eubanks vs. Savannah State 12/11/2016
6 Drew Eubanks vs. Lamar 11/16/2016
6 Eric Moreland vs. Towson 12/29/2012
6 Eric Moreland vs. Stanford 1/7/2012
6 Nick DeWitz vs. Texas-Pan American 12/28/2005
6 Clifton Jones vs. Oregon 1/30/1999
6 Todd Marshall vs. Bradley 12/27/1996
6 Steve Johnson vs. Gonzaga 12/16/1978
6 Steve Johnson vs. Wyoming 11/27/1978

STEALS RECORDS

CAREER

STEALS	G	STL
1. Gary Payton (1987-90)	120	321
2. Jared Cunningham (2010-12)	98	219
3. Ray Blume (1978-81)	111	205
4. Brent Barry (1992-95)	108	199
5. Tres Tinkle (2016-20)	126	196
6. Mark Radford (1978-81)	113	184
7. Deaundra Tanner (1998-01)	113	179
8. Eric Knox (1985-89)	121	178
9. Stephen Thompson Jr. (2016-19)	121	177
Seth Tarver (2007-10)	128	177

STEAL AVERAGE	STL	AVG
1. Gary Payton II (2015-16)	175	2.78
2. Gary Payton (1987-90)	321	2.68
3. Lester Conner (1981-82)	143	2.47
4. Jared Cunningham (2010-12)	219	2.24
5. Ray Blume (1978-81)	205	1.85
6. Brent Barry (1992-95)	199	1.84
7. Mark Radford (1978-81)	184	1.63
8. Deaundra Tanner (1998-01)	179	1.58
9. Tres Tinkle (2016-20)	196	1.56
10. Corey Benjamin (1997-98)	73	1.52

(minimum two seasons played)

SINGLE-SEASON

STEALS	G	STL
1. Gary Payton (1989-90)	29	100
2. Gary Payton II (2014-15)	31	95
3. Jared Cunningham (2011-12)	36	91
Gary Payton (1988-89)	30	91
Lester Conner (1981-82)	30	91
6. Jared Cunningham (2010-11)	30	85
7. Gary Payton II (2015-16)	32	80
8. Brent Barry (1994-95)	27	72
Gary Payton (1987-88)	31	72
10. Seth Tarver (2009-10)	32	70

STEAL AVERAGE	STL	AVG
1. Gary Payton (1989-90)	100	3.45
2. Gary Payton II (2014-15)	95	3.07
3. Gary Payton (1988-89)	91	3.03
Lester Conner (1981-82)	91	3.03
5. Jared Cunningham (2010-11)	85	2.83
6. Brent Barry (1994-95)	72	2.67
7. Gary Payton II (2015-16)	80	2.50
8. Brent Barry (1993-94)	64	2.37
9. Gary Payton (1987-88)	72	2.32
10. Ray Blume (1978-79)	63	2.25

(played in minimum of 66.7% of games)

PAC-12 SINGLE-SEASON

STEALS	G	STL
1. Gary Payton (1989-90)	18	63
2. Lester Conner (1981-82)	18	60
3. Brent Barry (1994-95)	18	58
Gary Payton (1988-89)	18	58
5. Gary Payton II (2014-15)	18	55
6. Brent Barry (1993-94)	18	45
7. Jared Cunningham (2010-11)	17	43
8. Gary Payton II (2015-16)	18	42
9. Jared Cunningham (2011-12)	18	41
Eric Knox (1987-88)	18	41
Mark Radford (1980-81)	18	41
Ray Blume (1979-80)	18	41

STEALS RECORDS

RECORDS BY CLASS

SENIORS

	G	STL
1. Gary Payton (1989-90)	29	100
2. Lester Conner (1981-82)	30	91
3. Gary Payton II (2015-16)	32	80
4. Brent Barry (1994-95)	27	72
5. Seth Tarver (2009-10)	32	70
6. Mark Radford (1980-81)	28	61
7. Darryl Flowers (1985-86)	27	55
8. Tres Tinkle (2019-20)	31	54
9. Bill Sherwood (1987-88)	29	51
10. Ray Blume (1980-81)	28	50

JUNIORS

	G	STL
1. Gary Payton II (2014-15)	31	95
2. Jared Cunningham (2011-12)	36	91
Gary Payton (1988-89)	30	91
4. Ray Blume (1979-80)	30	66
5. Brent Barry (1993-94)	27	64
6. Seth Tarver (2008-09)	36	60
Eric Knox (1987-88)	31	60
Dwayne Allen (1978-79)	30	60
9. Mark Radford (1979-80)	30	59
10. Earl Martin (1988-89)	30	56

SOPHOMORES

	G	STL
1. Jared Cunningham (2010-11)	30	85
2. Gary Payton (1987-88)	31	72
3. Ray Blume (1978-79)	30	63
4. Ahmad Starks (2011-12)	36	58
5. Will Brantley (1988-89)	29	50
6. Dwayne Allen (1977-78)	27	49
7. Corey Benjamin (1997-98)	25	48
8. Deaundra Tanner (1998-99)	27	46
9. Tres Tinkle (2017-18)	32	45
Charles McKinney (1990-91)	28	45

FRESHMEN

	G	STL
1. Gary Payton (1986-87)	30	58
2. Deaundra Tanner (1997-98)	30	50
3. Jared Cunningham (2009-10)	32	43
4. Josh Tarver (2006-07)	32	40
5. Stephen Thompson Jr. (2015-16)	32	37
6. Carson Cunningham (1996-97)	27	35
Eric Knox (1984-85)	31	35
8. Tres Tinkle (2015-16)	27	32
John-Blair Bickerstaff (1996-97)	27	32
10. Darryl Flowers (1982-83)	31	31

SINGLE-GAME

STEALS

8	Jared Cunningham vs. Washington State	3/4/2010
8	Seth Tarver vs. Cal State Bakersfield	12/6/2009
8	Brent Barry vs. Arizona	2/23/1995
7	Gary Payton II vs. Colorado	2/6/2016
7	Jared Cunningham vs. Charlotte	11/24/2010
7	Marcel Jones vs. Stanford	1/20/2007
7	Deaundra Tanner vs. Hawaii-Hilo	12/28/1997
7	Brent Barry vs. Stanford	3/2/1995
7	Mario Jackson vs. Washington State	2/16/1991
7	Allan Celestine vs. Fresno State	11/28/1990
7	Gary Payton vs. UCLA	1/8/1989
7	Lester Conner vs. Washington	2/18/1982
7	Lester Conner vs. Stanford	1/11/1982
7	Lester Conner vs. Portland	12/11/1981
7	Lester Conner vs. UCLA	3/1/1981
7	George Tucker vs. Washington State	1/15/1976
7	Charlie Neal vs. Middle Tenn. State	3/15/1975

CONSECUTIVE GAMES WITH A STEAL

38	Gary Payton II.....	Nov. 2014 to Dec. 2015
37	Gary Payton.....	Feb. 1989 to March 1990
29	Gary Payton.....	Feb. 1988 to Feb. 1989
28	Jared Cunningham.....	March 2011 to Feb. 2012
24	Dwayne Allen.....	Jan. to Dec. 1979
22	Gary Payton.....	Dec. 1986 to March 1987
21	Lester Conner.....	Jan. to March 1982

CONSECUTIVE GAMES WITH MULTIPLE STEALS

16	Brent Barry.....	Dec. 1994 to March 1995
14	Gary Payton.....	Nov. 1988 to Jan. 1989
13	Gary Payton.....	Jan. to Feb. 1990
12	Gary Payton II.....	Feb. to Dec. 2015
12	Gary Payton II.....	Dec. 2014 to Jan. 2015
10	Gary Payton.....	Nov. to Dec. 1989

PARTICIPATION RECORDS

CAREER

GAMES PLAYED		G
1. Joe Burton (2010-13)	130	
Josh Tarver (2006-10)	130	
3. Devon Collier (2011-14)	128	
Seth Tarver (2007-10)	128	
5. Ethan Thompson (2018-21)	127	
Roeland Schaftenaar (2007-10)	127	
7. Tres Tinkle (2016-20)	126	
Cliff Crandall (1946-49)	126	
9. Zach Reichle (2018-21)	125	
Angus Brandt (2010-14)	125	
Earl Martin (1986-90)	125	

GAMES STARTED		G	GS
1. Ethan Thompson (2018-21)	127	127	
2. Gary Payton (1987-90)	120	120	
3. Tres Tinkle (2016-20)	126	110	
4. Eric Knox (1985-89)	121	109	
5. Seth Tarver (2007-10)	128	102	
6. Brian Jackson (2000-03)	107	101	
7. Earl Martin (1986-90)	125	99	
8. Kyle Jeffers (2004-07)	120	96	
Stephen Thompson Jr. (2016-19)	121	94	
Drew Eubanks (2016-18)	96	94	
Lamar Hurd (2003-06)	102	94	

MINUTES PLAYED		G	MIN
1. Gary Payton (1987-90)	120	4,528	
2. Ethan Thompson (2018-21)	127	4,301	
3. Tres Tinkle (2016-20)	126	4,284	
4. A.C. Green (1982-85)	115	4,052	
5. Stephen Thompson Jr. (2016-19)	121	3,943	
6. Steve Woodside (1983-86)	117	3,892	
7. Eric Knox (1985-89)	121	3,850	
8. Earl Martin (1986-90)	125	3,841	
9. Deaundra Tanner (1998-01)	113	3,679	
10. Will Brantley (1988-91)	113	3,661	

MINUTES AVERAGE		MIN	AVG
1. Gary Payton (1987-90)	4,528	37.7	
2. Jose Ortiz (1986-87)	1,865	35.9	
3. Gary Payton II (2015-16)	2,221	35.3	
4. A.C. Green (1982-85)	4,052	35.2	
5. Chad Scott (1991-93)	2,365	34.8	
6. Stephane Brown (1994-95)	1,741	34.1	
7. Tres Tinkle (2016-20)	4,284	34.0	
8. Ethan Thompson (2018-present)	4,301	33.9	
9. Steve Woodside (1983-86)	3,892	33.3	
10. Lester Conner (1981-82)	1,896	32.7	

(minimum two seasons played)

SINGLE-SEASON

MINUTES PLAYED		G	MIN
1. Jared Cunningham (2011-12)	36	1,245	
2. Rickey Claitt (2008-09)	36	1,203	
3. A.C. Green (1984-85)	31	1,191	
4. Gary Payton (1987-88)	31	1,178	
5. Stephen Thompson Jr. (2017-18)	32	1,172	
6. Tres Tinkle (2017-18)	32	1,164	
7. Steve Woodside (1984-85)	31	1,157	
8. Darryl Flowers (1984-85)	31	1,143	
9. Gary Payton (1988-89)	30	1,140	
10. Stephen Thompson Jr. (2018-19)	31	1,136	

MINUTES AVERAGE		MIN	AVG
1. A.C. Green (1984-85)	1,191	38.4	
2. Gary Payton (1987-88)	1,178	38.0	
3. Gary Payton (1988-89)	1,140	38.0	
4. Gary Payton (1989-90)	1,095	37.8	
5. Brent Barry (1994-95)	1,012	37.5	
6. Steve Woodside (1984-85)	1,157	37.3	
7. Gary Payton (1986-87)	1,115	37.2	
8. A.C. Green (1983-84)	853	37.1	
9. William Brew (1981-82)	1,112	37.1	
10. Ray Blume (1979-80)	1,111	37.0	

PAC-12 SINGLE-SEASON

MINUTES PLAYED		G	MIN
1. A.C. Green (1984-85)	18	706	
2. Steve Woodside (1984-85)	18	701	
3. Jarod Lucas (2021-22)	20	700	
4. Gary Payton (1989-90)	18	693	
5. Ray Blume (1979-80)	18	690	
6. Gary Payton (1987-88)	18	688	
7. Gary Payton (1988-89)	18	686	
Gary Payton (1986-87)	18	686	
9. Ethan Thompson (2020-21)	20	683	
William Brew (1981-82)	18	683	

PARTICIPATION RECORDS

RECORDS BY CLASS

SENIORS		G	MIN
1.	Rickey Claitt (2008-09)	36	1,203
2.	A.C. Green (1984-85)	31	1,191
3.	Stephen Thompson Jr. (2018-19)	31	1,136
4.	Ethan Thompson (2020-21)	33	1,108
5.	Lester Conner (1981-82)	30	1,106
6.	Jose Ortiz (1986-87)	30	1,100
7.	Gary Payton II (2015-16)	32	1,096
8.	Gary Payton (1989-90)	29	1,095
9.	Tres Tinkle (2019-20)	31	1,071
10.	Roberto Nelson (2013-14)	32	1,052

JUNIORS		G	MIN
1.	Jared Cunningham (2011-12)	36	1,245
2.	Stephen Thompson Jr. (2017-18)	32	1,172
3.	Steve Woodside (1984-85)	31	1,157
4.	Darryl Flowers (1984-85)	31	1,143
5.	Gary Payton (1988-89)	30	1,140
6.	Gary Payton II (2014-15)	31	1,125
7.	William Brew (1981-82)	30	1,112
8.	Ray Blume (1979-80)	30	1,111
9.	Ethan Thompson (2019-20)	31	1,098
10.	Tres Tinkle (2018-19)	30	1,092
	Roeland Schaftenaar (2007-08)	36	1,092

SOPHOMORES		G	MIN
1.	Gary Payton (1987-88)	31	1,178
2.	Tres Tinkle (2017-18)	32	1,164
3.	Earl Martin (1987-88)	31	1,129
4.	A.C. Green (1982-83)	31	1,113
5.	Ahmad Starks (2011-12)	36	1,087
6.	Malcolm Duvivier (2014-15)	31	1,080
7.	Ethan Thompson (2018-19)	31	1,065
8.	Drew Eubanks (2016-17)	32	1,027
9.	Steve Woodside (1983-84)	29	1,024
10.	Will Brantley (1988-89)	29	991

FRESHMEN		G	MIN
1.	Gary Payton (1986-87)	30	1,115
2.	JaQuori McLaughlin (2016-17)	32	1,083
3.	Jordan Pope (2022-23)	32	1,074
4.	Josh Tarver (2006-07)	32	1,064
5.	Ethan Thompson (2017-18)	32	1,030
6.	Lamar Hurd (2002-03)	28	934
7.	Kendal Manuel (2016-17)	32	923
8.	Eric Knox (1984-85)	31	914
9.	A.C. Green (1981-82)	30	895
10.	Will Brantley (1987-88)	31	851

MISCELLANEOUS RECORDS

SINGLE-GAME

TURNOVERS	
11	Deaundra Tanner vs. Wyoming 12/20/1999
11	Charlie Neal vs. North Carolina State 12/14/1974
11	Charlie Neal vs. Stanford 1/5/1974

SINGLE-SEASON

PERSONAL FOULS		G	PF
1.	Steve Johnson (1976-77)	28	126
2.	Lonnie Shelton (1974-75)	31	121
3.	Steve Johnson (1979-80)	30	120
4.	Charlie Sitton (1981-82)	30	115
5.	Mel Counts (1962-63)	31	112
6.	Brian Jackson (2000-01)	30	110
	Steve Johnson (1980-81)	28	110
8.	Paul Miller (1975-76)	27	109
	Lonnie Shelton (1973-74)	26	109
10.	Gary Payton (1988-89)	30	108
	Charlie Sitton (1983-84)	29	108

TURNOVERS		G	TO
1.	Carson Cunningham (1996-97)	27	114
2.	Stephane Brown (1993-94)	27	110
3.	Steve Johnson (1979-80)	30	107
4.	Deaundra Tanner (1999-00)	28	106
	Gary Payton (1989-90)	31	106
	Gary Payton (1987-88)	29	106
7.	Jared Cunningham (2011-12)	36	102
8.	Rickey Lee (1977-78)	26	100
9.	Roberto Nelson (2013-14)	32	98
	George Tucker (1975-76)	26	98

CAREER

PERSONAL FOULS		G	PF
1.	Steve Johnson (1977-81)	116	470
2.	Charlie Sitton (1981-84)	117	426
3.	Gary Payton (1987-90)	120	415
4.	Paul Miller (1973-76)	107	368
5.	Brian Jackson (2000-03)	107	362
6.	Mark Radford (1978-81)	113	345
7.	Dwayne Allen (1977-80)	113	344
8.	Eric Knox (1985-89)	121	329
9.	Scott Haskin (1989-93)	111	325
10.	Ethan Thompson (2018-21)	127	313

TURNOVERS		G	TO
1.	Gary Payton (1987-90)	120	396
2.	Deaundra Tanner (1998-01)	113	344
3.	Steve Johnson (1977-81)	116	321
4.	Mark Radford (1978-81)	113	316
5.	Tres Tinkle (2016-20)	126	309
	Brent Barry (1992-95)	108	309
7.	Ethan Thompson (2018-21)	127	308
8.	Steve Woodside (1983-86)	117	294
9.	George Tucker (1974-77)	108	291
10.	Joe Burton (2010-2013)	130	290

TRIPLE-DOUBLES

Gary Payton II vs. Grambling State
12/5/2014 (10 pts, 12 rbs, 10 ast)

Gary Payton vs. Portland
11/26/1988 (20 pts, 14 rbs, 11 ast)

DOUBLE-DOUBLES

CAREER

DOUBLE-DOUBLES	G	D-D
1. Mel Counts (1962-64)	89	78
2. Dave Gambee (1956-58)	78	46
3. Swede Halbrook (1954-55)	48	33
4. A.C. Green (1982-85)	115	32
5. Gary Payton (1987-90)	120	29
6. Tres Tinkle (2016-20)	126	27
7. Steve Johnson (1977-81)	116	26
8. Jay Carty (1960-62)	81	24
9. Eric Moreland (2011-14)	89	22
10. Lonnie Shelton (1974-75)	57	21
Sam Whitehead (1971-73)	79	21
Vic Bartolome (1968-70)	76	21

SINGLE-SEASON

DOUBLE-DOUBLES	G	D-D
1. Mel Counts (1963-64)	29	29
2. Mel Counts (1962-63)	31	27
3. Mel Counts (1961-62)	29	22
4. Swede Halbrook (1953-54)	29	21
5. Dave Gambee (1957-58)	26	17
Dave Gambee (1956-57)	26	17
7. A.C. Green (1984-85)	31	14
Lonnie Shelton (1974-75)	31	14
Jay Carty (1959-60)	26	14
10. Eric Moreland (2012-13)	29	12
Dave Gambee (1955-56)	26	12
Swede Halbrook (1954-55)	19	12

CONSECUTIVE DOUBLE-DOUBLES

30 Mel Counts..... March 1963 to March 1964
12 Mel Counts.....Dec. 1962 to Feb. 1963
12 Mel Counts.....Feb. to Dec. 1962
12 Dave Gambee..... Jan. to March 1957
9 Mel Counts.....Feb. to March 1963
5 Jose OrtizMarch to Dec. 1986
5 Mel Counts.....Jan. 1962
5 Dave Gambee.....Jan. to Feb. 1958
5 Swede Halbrook.....Dec. 1953

DOUBLE-DOUBLE SUPERLATIVES

40-20 GAMES

Mel Counts vs. LSU
12/26/1963 (48-21)

30-30 GAMES

Swede Halbrook vs. Idaho
2/15/1955 (31-36)
Swede Halbrook vs. Idaho
2/14/1955 (31-32)

40-10 GAMES

Gary Payton vs. Loyola Marymount
12/19/1989 (48-10*)

30-20 GAMES

Mel Counts vs. Oregon
2/29/1964 (34-21)
Mel Counts vs. Iowa
12/29/1962 (35-24)
Mel Counts vs. Washington
12/8/1962 (31-25)
Mel Counts vs. Seattle
12/7/1962 (31-23)
Dave Gambee vs. Idaho
2/22/1957 (32-21)

20-20 GAMES

Sam Whitehead vs. Hawaii
12/3/1971 (20-21)
Mel Counts vs. Portland
2/8/1964 (24-24)
Mel Counts vs. Oregon
3/8/1963 (22-21)
Mel Counts vs. California
12/14/1962 (29-23)
Dave Gambee vs. Idaho
3/8/1958 (25-20)
Swede Halbrook vs. UCLA
3/5/1955 (25-20)
Swede Halbrook vs. Hawaii
12/4/1953 (20-25)

30-10 GAMES

Tres Tinkle at Washington
3/6/2019 (31-10)
Stephen Thompson Jr. vs. USC
1/10/2019 (34-10)
Tres Tinkle vs. Penn
11/19/2018 (32-12)
Tres Tinkle vs. Fresno State
11/25/2016 (31-10)
Brian Jackson vs. TX A&M-CC
1/4/2000 (32-10)
Corey Benjamin vs. Arizona State
1/22/1998 (36-10)
Brent Barry vs. USC
3/12/1994 (31-10)
Scott Haskin vs. USC
2/15/1992 (33-10)
Mario Jackson vs. Washington State
2/16/1991 (30-11)
Gary Payton vs. Stanford
2/3/1990 (32-10*)
Gary Payton vs. Oregon
12/30/1989 (30-13*)
Gary Payton vs. Louisiana Tech
12/29/1989 (35-12*)

Gary Payton vs. Evansville
3/15/1989 (31-10*)
Gary Payton vs. Washington
2/18/1989 (31-13*)
Jose Ortiz vs. UCLA
1/18/1987 (31-12)
Jose Ortiz vs. San Jose State
12/29/1986 (38-11)
Jose Ortiz vs. UTEP
11/29/1986 (33-12)
Jose Ortiz vs. Washington
1/18/1986 (31-10)
A.C. Green vs. Stanford
2/2/1985 (39-11)
A.C. Green vs. Hawaii-Loa
12/22/1984 (32-15)
A.C. Green vs. Boise State
12/15/1984 (33-16)
Charlie Sitton vs. Oregon
3/5/1983 (32-10)
Steve Johnson vs. USC
2/27/1981 (33-11)
Steve Johnson vs. Arizona
1/24/1981 (38-11)
Steve Johnson vs. Washington
2/17/1979 (31-10)
Steve Johnson vs. USC
2/5/1979 (33-14)
Vic Bartolome vs. California
2/14/1970 (32-10)
Vic Bartolome vs. Stanford
2/13/1970 (31-14)
Mel Counts vs. Oregon
2/28/1964 (31-15)
Mel Counts vs. Idaho
2/22/1964 (36-19)
Mel Counts vs. Oregon
1/18/1964 (38-11)
Mel Counts vs. Cincinnati
1/4/1964 (38-16)
Mel Counts vs. Washington
12/7/1963 (32-19)
Mel Counts vs. Washington State
11/30/1963 (38-16)
Mel Counts vs. Seattle
3/11/1963 (30-11)
Lee Harman vs. Idaho
1/22/1959 (33-11)
Lee Harman vs. Iowa
12/29/1958 (33-10)
Dave Gambee vs. UCLA
2/22/1958 (30-13)
Swede Halbrook vs. UCLA
3/4/1955 (35-17)
Swede Halbrook vs. Washington St.
2/5/1954 (31-15)
Swede Halbrook vs. Idaho
1/22/1954 (35-12)
Swede Halbrook vs. Idaho
1/8/1954 (32-16)

* - designates assists

TEAM SINGLE GAME

Points	116	vs. UC San Diego, 11/25/97 (116-78)
	116	vs. Arizona, 1/13/79 (116-80)
Fewest Points	18	at Stanford, 1/28/80 (18-16)
Combined Score	230	vs. Loyola Marymount, 12/19/89 (113-117)
Winning Margin	72	vs. Northwest (WA), 11/27/20 (114-42)
FG Made	52	vs. UC San Diego, 11/25/97 (52-for-87)
	52	vs. Texas Wesleyan, 12/1/78 (52-for-81)
FG Attempted	98	vs. Idaho, 2/22/64 (48-for-98)
FG Pct.	.732	at UCLA, 2/11/84 (30-for-41)
FG Pct. For Half	.917	vs. Washington State, 2/18/84 (11-for-12)
3-Pt FG Made	16	vs. Missouri State, 12/1/18 (16-for-28)
3-Pt. FG Attempted	34	vs. Stanford, 2/2/02 (11-for-34)
3-Pt FG Pct. (10+ Att.)	.720	vs. Howard, 12/20/08 (14-of-20)
FT Made	46	vs. Arizona State, 2/28/83 (46-for-63)
FT Attempted	63	vs. Arizona State, 2/28/83 (46-for-63)
FT Pct. (10-19 Att.)	1.000	vs. UCLA, 2/9/23 (10-for-10)
	1.000	vs. Michigan State, 12/29/88 (10-for-10)
	1.000	vs. Idaho, 2/4/67 (10-for-10)
FT Pct. (20-29 Att.)	.955	at Washington State, 2/23/02 (21-for-22)
FT Pct. (30+ Att.)	.968	vs. Memphis State, 12/19/90 (30-for-31)
Fewest FT	0	vs. Washington, 2/20/93
Fewest FT Attempted	0	vs. Washington, 2/20/93
Rebounds	76	vs. Washington State, 3/3/58
Fewest Rebounds	14	three times (last vs. Stanford, 1/28/88)
Rebounding Margin	+41	vs. Washington State, 3/3/58 (76-35)
Assists	41	vs. Texas Wesleyan, 12/1/78
Blocked Shots	13	vs. Colorado, 2/21/15
Steals	27	at Hawaii-Loa, 12/22/84
Fouls	35	at Canisius, 12/3/49
Fewest Fouls	6	at Washington, 1/5/85
Turnovers	39	at Portland State, 12/16/76
Fewest Turnovers	3	at USC, 2/2/89

OPPONENT SINGLE GAME

Points	117	by Loyola Marymount, 12/19/89 (113-117)
Fewest Points	16	by Stanford, 1/28/80 (18-16)
Winning Margin	51	by Seattle, 1/6/10 (99-48)
	51	by Arizona, 1/23/97 (99-48)
Rebounds	67	by USC, 1/14/56
FG Made	49	by USC, 2/20/71 (49-for-88)
FG Attempted	92	by Stanford, 1/7/12 (37-for-92)
FT Made	36	by Oregon, 3/10/67 (36-for-43)
FT Attempted	50	by North Carolina, 12/30/67 (34-for-50)

SINGLE-GAME SCORING

NAME	PTS	DATE
Bo Kimble, Loyola Marymount	53	12/19/1989
Pete Maravich, LSU	46	12/22/1969
Anthony Roberts, Oral Roberts	43	12/30/1969
Pete Maravich, LSU	43	12/4/1969
Ray Thompson, Oral Roberts	42	12/16/1991
Don Curnutt, Miami (Fla.)	42	12/1/1969
Reggie Miller, UCLA	41	3/6/1986
Claude Terry, Stanford	41	2/26/1971
Greg Ballard, Oregon	40	3/3/1977

SINGLE-GAME REBOUNDING

NAME	RBS	DATE
Bob Presley, California	25	2/24/1968
Ron Riley, USC	23	2/20/1971
Lew Alcindor, UCLA	23	2/18/1967
Kevin Love, UCLA	21	1/26/2008
Sidney Wicks, UCLA	21	2/19/1971
Ron Riley, USC	21	2/12/1971
Jim Loscutoff, Oregon	21	2/25/1955
Chet Noe, Oregon	21	2/28/1953

COACHING RECORDS

COACH	YEARS	SEASONS	WINS	LOSSES	PCT.
Slats Gill	1929-64	36	599	392	.604
Ralph Miller	1971-89	19	359	186	.659
Wayne Tinkle	2015-present	9	127	159	.444
Bob Hager	1923-28	6	115	53	.685
Craig Robinson	2009-14	6	94	105	.472
Paul Valenti	1965-70	6	91	82	.526
Jim Anderson	1990-95	6	79	90	.467
Jay John	2003-08	6	72	97	.426
E.J. Stewart	1912-16	5	67	33	.670
Eddie Payne	1996-00	5	52	88	.371
W.D. Trine	1903-07	5	39	7	.848
R.B. Rutherford	1921-22	2	27	19	.587
Ritchie McKay	2001-02	2	22	37	.372
E.D. Angell	1909-10	2	19	8	.704
Howard Ray	1918	1	15	0	1.000
Everett May	1917	1	11	7	.611
H.W. Hargiss	1919-20	2	10	25	.286
Roy Heater	1908	1	7	4	.636
J.W. Viggers	1903	1	5	1	.833
Clifford Reed	1911	1	3	5	.375
J.B. Patterson	1902	1	1	2	.333
Kevin Mouton	2008	1	0	13	.000

ALL-TIME 100-POINT GAMES

1906 - Oregon State 104, Winlock A.C. 5

1927 - Oregon State 106, Corvallis Town Team 19

Feb. 22, 1964 - Oregon State 112, Idaho 62

Jan. 8, 1971 - California 101, Oregon State 100 (OT)

Dec. 27, 1971 - Oregon State 106, Dartmouth 72

Dec. 5, 1975 - Oregon State 106, Portland State 76

Dec. 1, 1978 - Oregon State 115, Texas Wesleyan 59

Dec. 9, 1978 - Oregon State 107, Portland State 67

* Jan. 13, 1979 - Oregon State 116, Arizona 80

Dec. 5, 1979 - Oregon State 104, Hawaii-Hilo 80

Dec. 17, 1979 - Oregon State 105, Montana State 80

Dec. 26, 1979 - Oregon State 100, Idaho 59

Dec. 8, 1980 - Oregon State 102, Portland State 58

Dec. 28, 1980 - Oregon State 103, Rhode Island 55

Dec. 18, 1981 - Oregon State 102, Pennsylvania 64

Feb. 6, 1982 - Oregon State 111, Stanford 81

Feb. 28, 1983 - Oregon State 108, Arizona State 93

Nov. 26, 1988 - Oregon State 106, Portland 59

Dec. 7, 1988 - Oregon State 100, Loyola Marymount 90

Feb. 18, 1989 - Oregon State 106, Washington 66

Dec. 19, 1989 - Loyola Marymount 117, Oregon State 113

Dec. 27, 1990 - Oregon State 101, Western Michigan 76

Dec. 18, 1991 - Oregon State 112, Oral Roberts 87

Jan. 2, 1992 - Oregon State 104, Sacramento State 89

Feb. 12, 1994 - Oregon State 101, Oregon 91 (2 OT)

* Nov. 25, 1997 - Oregon State 116, UC San Diego 78

Nov. 19, 2011 - Oregon State 100, Texas 95 (OT)

Dec. 18, 2011 - Oregon State 101, Portland State 68

Jan. 7, 2012 - Stanford 103, Oregon State 101 (4 OT)

March 19, 2012 - Oregon State 101, TCU 81

Nov. 9, 2012 - Oregon State 102, Niagara 83

Nov. 26, 2013 - Oregon State 101, SIUE 81

Dec. 1, 2018 - Oregon State 101, Missouri State 77

Nov. 27, 2020 - Oregon State 114, Northwest (WA) 42

* School record

GILL COLISEUM RECORDS

GILL COLISEUM INDIVIDUAL GAME RECORDS

Points.....	58 Gary Payton vs. USC, 2/22/90
FG.....	22 Gary Payton vs. USC, 2/22/90
FG Att.....	38 Gary Payton vs. USC, 2/22/90
FG Pct.....	1.000 Drew Eubanks vs. Loyola Marymount (10-10)
	1.000 Charlie Sitton vs. Arizona, 2/13/84 (10-10)
	1.000 Steve Johnson vs. Oregon, 1/17/81 (10-10)
3-Pt FG.....	9 Ryan Allenby (Washington) vs. OSU, (2/16/08)
3-Pt. FG Att.....	15 Ryan Allenby (Washington) vs. OSU, (2/16/08)
3-Pt. FG Pct.....	1.000 Lodrick Stewart (USC) vs. OSU, 1/6/07 (6-6)
	1.000 Jared Ramirez (No. Colo.) vs. OSU, 11/17/01 (6-6)
FT.....	30 Pete Maravich (LSU) vs. OSU, 12/22/69
FT Attempted.....	31 Pete Maravich (LSU) vs. OSU, 12/22/69
FT Pct.....	1.000 Johnny Lee (Yale) vs. OSU, 12/27/57 (21-21)
Rebounds.....	36 Swede Halbrook vs. Idaho, 2/15/55
Assists.....	15 Gary Payton vs. Arizona State, 11/30/89
Steals.....	8 Jared Cunningham vs. Washington St., 3/4/10
	8 Seth Tarver vs. Cal State Bakersfield, 12/6/09
	8 Brent Barry vs. Arizona, 2/23/95
Blocked Shots.....	9 Kylor Kelley vs. Pepperdine, 12/17/18
Turnovers.....	11 Deaundra Tanner vs. Wyoming, 12/20/99

GILL COLISEUM TEAM GAME RECORDS

Points.....	117 by Loyola Marymount, 2/12/89
Fewest Points.....	23 by Oregon, 3/3/84
Highest Score.....	230 Loyola Marymount vs. OSU, 12/19/89
Lowest Score.....	52 Oregon vs. OSU, 3/3/84
Winning Margin.....	+72 vs. Northwest (WA), 11/27/20
FG.....	52 vs. UC San Diego, 11/25/97
	52 vs. Texas Wesleyan, 12/1/78
FG Attempted.....	98 vs. Idaho, 2/22/64
FG Pct.....	.711 vs. Stanford, 1/26/79 (32-45)
3-Pt. FG.....	20 by USC, 1/29/00
3-Pt. FG Att.....	51 by UC San Diego, 11/25/97
3-Pt. FG Pct.....	.778 by Arizona, 1/14/88 (7-9)
FT.....	46 vs. Arizona State, 2/2/83
FT Att.....	63 vs. Arizona State, 2/2/83
FT Pct.....	.968 vs. Memphis State, 12/19/90 (30-31)
Fewest FT.....	0 vs. Washington, 2/20/93
Fewest FT Att.....	0 vs. Washington, 2/20/93
Rebounds.....	76 vs. Washington State, 3/3/58
Assists.....	41 vs. Texas Wesleyan, 12/1/78
Blocked Shots.....	13 vs. Colorado, 2/21/15
	13 by Stanford, 1/29/04
Turnovers.....	34 by Eastern Washington, 11/30/79
Fewest Turnovers.....	4 by Washington State, 2/16/06
	4 vs. California, 3/2/85
	4 vs. Portland, 12/7/84

ALL-TIME OVERTIME GAMES

OVERTIME GAMES (129, 67-62)

Feb. 2, 1906 – Oregon State 17, Oregon 15
1910 – Oregon State 18, Idaho 16
March 6, 1913 – Oregon 14, Oregon State 12
1916 – Oregon State 29, California 20
1917 – California 28, Oregon State 24
1919 – Oregon State 26, Whitman 24
1921 – Oregon State 24, Idaho 23
1922 – St. Ignatius College 17, Oregon State 15
1924 – Oregon State 23, Idaho 22
1928 – Tacoma Sciots 36, Oregon State 34
Jan. 8, 1932 – Oregon State 26, Washington 34
Jan. 23, 1932 – Washington 32, Oregon State 27
1933 – Oregon State 32, Idaho 31
Jan. 17, 1933 – Washington State 34, Oregon State 31
March 3, 1933 – Oregon State 32, Oregon 27
Jan. 2, 1936 – Oregon State 45, USC 40
1937 – Oregon State 38, Union Oil 34
Jan. 25, 1938 – Washington State 41, Oregon State 29
Jan. 26, 1938 – Washington State 26, Oregon State 25
1938 – Oregon State 57, Montana 47
1940 – Oregon State 42, Colorado College 36
Feb. 8, 1941 – Oregon 36, Oregon State 35
Jan. 12, 1942 – Oregon State 52, Washington State 47
1942 – Oregon State 47, Idaho 45
1942 – Bradley 42, Oregon State 41
Dec. 20, 1943 – Pacific Packards 49, Oregon State 43
Jan. 29, 1944 – Oregon 43, Oregon State 38
Feb. 12, 1944 – Oregon State 52, Idaho 48
Jan. 18, 1946 – Oregon 53, Oregon State 48
March 2, 1946 – Oregon 42, Oregon State 41
Dec. 28, 1946 – Oregon State 48, Canisius 40
Jan. 11, 1947 – Oregon State 73, Oregon 69
Jan. 31, 1947 – Oregon State 56, Washington 52
Dec. 26, 1947 – Stanford 53, Oregon State 48
Dec. 21, 1948 – Wyoming 53, Oregon State 52
Dec. 1, 1952 – Oregon State 72, Oregon 68
Feb. 27, 1953 – Oregon State 75, Oregon 74
Dec. 29, 1954 – Washington 58, Oregon State 57
Jan. 22, 1955 – Oregon State 56, Oregon 54
Feb. 3, 1956 – California 65, Oregon State 63
March 13, 1962 – Oregon State 69, Seattle 65
Dec. 26, 1964 – Oregon State 65, Army 64
Dec. 11, 1965 – Oregon State 65, Villanova 59
Feb. 17, 1967 – USC 72, Oregon State 63
Feb. 25, 1967 – Oregon State 59, California 57
March 6, 1967 – Oregon State 51, Washington State 49
March 11, 1967 – Oregon State 49, Oregon 47
Feb. 16, 1968 – USC 71, Oregon State 63
Feb. 23, 1968 – Stanford 70, Oregon State 67
March 2, 1968 – Washington State 81, Oregon State 76
Dec. 26, 1968 – Oregon State 46, Arizona State 42
Dec. 29, 1968 – Washington State 51, Oregon State 50
Jan. 8, 1971 – California 101, Oregon State 100
Jan. 23, 1971 – Washington 93, Oregon State 85
Jan. 27, 1971 – Oregon State 71, Long Island 70
Dec. 2, 1972 – New Mexico 84, Oregon State 79
Jan. 18, 1975 – Oregon State 82, Washington State 73
Jan. 25, 1975 – Oregon State 72, Oregon 71
Jan. 29, 1976 – Oregon 76, Oregon State 74
March 3, 1977 – Oregon State 78, Oregon 73
Dec. 17, 1977 – Oregon State 74, Weber State 72
Dec. 29, 1977 – Oregon State 58, Villanova 57
Dec. 30, 1977 – Colorado State 49, Oregon State 44
Jan. 13, 1978 – Oregon State 89, USC 82
Jan. 6, 1979 – USC 76, Oregon State 75
Dec. 7, 1979 – Oregon State 75, Hawaii 74
Feb. 7, 1980 – Oregon State 82, Arizona State 75
Jan. 24, 1981 – Oregon State 97, Washington 91
Nov. 26, 1982 – Utah 68, Oregon State 62
Feb. 19, 1983 – Washington State 63, Oregon State 61
March 10, 1983 – Oregon State 70, California 65
Dec. 30, 1983 – Oregon State 63, Oregon 59
March 8, 1984 – Oregon State 64, California 60
March 9, 1985 – Oregon State 60, USC 58
Nov. 27, 1985 – Wichita State 66, Oregon State 63
Dec. 12, 1985 – Oregon State 60, Boise State 58
Jan. 23, 1986 – Arizona 63, Oregon State 62
Feb. 20, 1986 – Oregon State 75, Arizona State 69
Jan. 18, 1987 – UCLA 69, Oregon State 67

Jan. 9, 1988 – Oregon State 80, USC 77
Jan. 26, 1989 – Oregon State 69, California 64
March 15, 1989 – Evansville 94, Oregon State 90
Dec. 10, 1988 – Oregon State 96, Tennessee 90
Jan. 5, 1989 – Oregon State 77, Stanford 76
Feb. 22, 1989 – Oregon State 98, USC 94
Dec. 12, 1990 – New Orleans 68, Oregon State 64
Feb. 16, 1991 – Oregon State 87, Washington State 85
Jan. 18, 1992 – UCLA 87, Oregon State 81
Feb. 20, 1992 – Washington State 87, Oregon State 84
Jan. 20, 1994 – Oregon State 75, Washington 71
Jan. 5, 1995 – Oregon State 90, USC 89
March 11, 1995 – Oregon State 83, USC 81
Feb. 22, 1996 – Arizona State 63, Oregon State 58
Jan. 25, 1997 – Arizona State 78, Oregon State 75
Feb. 5, 1998 – Oregon State 83, USC 74
Jan. 9, 1999 – Oregon State 69, USC 66
March 2, 2000 – Oregon State 70, Arizona 69
March 4, 2000 – Arizona State 77, Oregon State 74
Feb. 8, 2001 – California 72, Oregon State 69
Feb. 24, 2001 – UCLA 68, Oregon State 65
Nov. 23, 2002 – Idaho 76, Oregon State 73
Dec. 15, 2003 – Hawaii 70, Oregon State 67
Jan. 17, 2004 – Washington 103, Oregon State 99
Dec. 11, 2004 – Georgia 76, Oregon State 74
March 16, 2005 – Cal State Fullerton 85, Oregon State 83
Jan. 14, 2006 – Arizona State 65, Oregon State 63
Jan. 26, 2006 – USC 72, Oregon State 70
Feb. 17, 2007 – California 84, Oregon State 80
Nov. 30, 2007 – Iowa State 71, Oregon State 64
Nov. 26, 2008 – Montana State 82, Oregon State 79
Jan. 4, 2009 – Oregon State 62, USC 58
Jan. 15, 2009 – Washington State 61, Oregon State 57
March 23, 2009 – Oregon State 71, Vermont 70
March 25, 2009 – Oregon State 65, Stanford 62
Nov. 19, 2011 – Oregon State 100, Texas 95
Jan. 12, 2012 – Arizona 81, Oregon State 73
Dec. 29, 2012 – Towson 67, Oregon State 66
Jan. 30, 2014 – Oregon State 76, USC 75
Feb. 6, 2014 – Arizona State 86, Oregon State 82
March 8, 2014 – Oregon State 78, Arizona State 76
Dec. 6, 2014 – Oregon State 65, Portland 58
Dec. 11, 2016 – Savannah State 93, Oregon State 90
March 7, 2018 – Oregon State 69, Washington 66
Jan. 10, 2019 – Oregon State 79, USC 74
March 6, 2019 – Washington 81, Oregon State 76
Dec. 10, 2020 – Portland 87, Oregon State 86
March 11, 2021 – Oregon State 83, UCLA 79
Nov. 26, 2021 – Wake Forest 80, Oregon State 77
Feb. 28, 2022 – Washington State 103, Oregon State 97

DOUBLE-OVERTIME GAMES (17, 11-6)

Feb. 25, 1922 – Oregon State 31, Washington 27
Jan. 31, 1945 – Oregon State 45, Washington State 42
Dec. 7, 1945 – Oregon State 39, Seattle Coast Guard 37
March 4, 1949 – Oregon State 79, Oregon 72
Feb. 26, 1954 – Oregon 63, Oregon State 60
Feb. 8, 1957 – California 73, Oregon State 60
Jan. 27, 1962 – Oregon State 82, Seattle 73
Dec. 23, 1966 – Oregon State 64, Penn State 61
Jan. 7, 1978 – Oregon State 57, California 55
Dec. 29, 1982 – Idaho 42, Oregon State 41
Jan. 26, 1985 – Arizona State 83, Oregon State 82
March 12, 1988 – Oregon State 74, Washington State 68
Jan. 24, 1991 – Oregon State 97, UCLA 96
Feb. 12, 1994 – Oregon State 101, Oregon 91
Nov. 25, 2003 – Portland 97, Oregon State 89
Feb. 10, 2018 – Oregon State 97, Washington 94
Feb. 24, 2022 – USC 94, Oregon State 91

TRIPLE-OVERTIME GAMES (2, 1-1)

Dec. 9, 1965 – Navy 59, Oregon State 55
Dec. 6, 2003 – Oregon State 87, Kansas State 82

QUADRUPLE-OVERTIME GAMES (1, 0-1)

Jan. 7, 2012 – Stanford 103, Oregon State 101

ALL-TIME OVERTIME GAMES (149, 79-70)

GILL COLISEUM ATTENDANCE

Note: Fire marshal codes have prevented attendance figures from exceeding 10,400 since the 1984 expansion of Gill Coliseum. In 2011, the official capacity was changed to 9,604.

BIGGEST CROWDS IN GILL COLISEUM HISTORY

1.	11,709	vs. Oregon, 1962
2.	11,315	vs. Oregon, 1955
3.	11,206	vs. San Francisco, 1955
4.	11,125	vs. Seattle, 1962
5.	10,642	vs. UCLA, 1980
6.	10,607	vs. Oregon, 1955
7.	10,597	vs. Cincinnati, 1964
8.	10,529	vs. California, 1971
9.	10,522	vs. UCLA, 1978
10.	10,520	vs. UCLA, 1973

ALL-TIME BEST GILL COLISEUM SEASON ATTENDANCE (TOTAL)

1.	147,406	1982-83	15 games
2.	131,662	1979-80	13 games
3.	131,475	1984-85	13 games
4.	129,276	1954-55	17 games
5.	122,810	1978-79	13 games
6.	120,851	1980-81	12 games
7.	117,358	1990-91	14 games
8.	117,122	1989-90	12 games
9.	116,305	1991-92	14 games
10.	110,000	1983-84	11 games
	110,000	1981-82	11 games

ALL-TIME BEST GILL COLISEUM SEASON ATTENDANCE (AVERAGE)

1.	10,128	1979-80	13 games
2.	10,113	1984-85	13 games
3.	10,071	1980-81	12 games
4.	10,000	1983-84	11 games
	10,000	1981-82	11 games
6.	9,827	1982-83	15 games
7.	9,760	1989-90	12 games
8.	9,447	1978-79	13 games
9.	9,122	1988-89	12 games
10.	8,760	1970-71	12 games

GILL COLISEUM RECORDS

YEAR	WINS	LOSSES	ATT.
1949-50	8	6	87,463
1950-51	7	6	70,641
1951-52	5	10	67,391
1952-53	6	9	75,142
1953-54	10	3	91,805
1954-55	14	3	129,276
1955-56	5	9	76,715
1956-57	7	5	63,045
1957-58	12	1	84,723
1958-59	9	6	76,002
1959-60	10	4	68,449
1960-61	8	4	69,896
1961-62	12	1	92,057
1962-63	9	3	96,004
1963-64	12	0	104,172
1964-65	9	3	84,393
1965-66	9	1	77,260
1966-67	7	4	77,478
1967-68	7	4	70,269
1968-69	7	4	74,704
1969-70	8	4	94,378
1970-71	7	5	105,121
1971-72	9	4	100,872
1972-73	9	2	91,286
1973-74	7	4	81,684
1974-75	10	2	89,751
1975-76	8	2	84,904
1976-77	6	5	91,429
1977-78	10	2	96,302
1978-79	11	2	122,810
1979-80	13	0	131,662
1980-81	11	1	120,851
1981-82	11	0	110,000
1982-83	11	4	147,406
1983-84	11	0	110,000
1984-85	9	4	131,475
1985-86	5	7	101,437
1986-87	10	4	105,732
1987-88	9	3	91,598
1988-89	10	2	109,461
1989-90	11	1	117,122
1990-91	12	2	117,358
1991-92	9	5	116,305
1992-93	8	4	94,280
1993-94	4	9	85,913
1994-95	7	5	77,745
1995-96	4	8	59,028
1996-97	6	7	90,469
1997-98	7	8	100,613
1998-99	12	2	91,541
1999-00	9	6	85,974
2000-01	7	7	78,566
2001-02	8	7	91,104
2002-03	7	7	86,923
2003-04	11	6	90,859
2004-05	12	2	98,245
2005-06	7	6	86,028
2006-07	8	11	98,128
2007-08	3	12	68,688
2008-09	13	7	104,462
2009-10	9	7	97,339
2010-11	9	7	85,091
2011-12	14	6	99,827
2012-13	9	8	81,331
2013-14	12	5	67,077
2014-15	15	2	95,409
2015-16	12	3	89,767
2016-17	5	10	69,165
2017-18	12	4	78,020
2018-19	10	5	76,778
2019-20	12	4	75,866
2020-21	10	6	0
2021-22	3	13	58,648
2022-23	10	7	61,649
72 seasons	655	345	6,630,362

ANNUAL STATISTICAL LEADERS

YEAR	POINTS	REBOUNDS	ASSISTS
1953-54	614 (21.2) * Swede Halbrook	344 (11.9) Swede Halbrook	—
1954-55	397 (20.9) Swede Halbrook	268 (14.1) Swede Halbrook	—
1955-56	467 (18.0) Dave Gambee	270 (10.4) Dave Gambee	—
1956-57	525 (20.2) * Dave Gambee	273 (10.5) Dave Gambee	—
1957-58	476 (18.3) Dave Gambee	285 (11.0) Dave Gambee	—
1958-59	374 (15.6) Lee Harman	216 (8.3) Karl Anderson	—
1959-60	272 (10.5) Jim Woodland	258 (9.9) Karl Anderson	—
1960-61	264 (10.2) Karl Anderson	198 (7.6) Jay Carty	—
1961-62	537 (18.5) Mel Counts	401 (13.8) Mel Counts	—
1962-63	661 (21.3) Mel Counts	485 (15.6) Mel Counts	—
1963-64	775 (26.7) Mel Counts	489 (16.9) Mel Counts	—
1964-65	548 (21.1) Jim Jarvis	183 (7.0) Charlie White	—
1965-66	362 (12.9) Loy Petersen	201 (7.4) Ed Fredenburg	—
1966-67	458 (16.4) Vince Fritz	202 (7.2) Loy Petersen	—
1967-68	418 (18.2) Vince Fritz	164 (6.6) Gary Freeman	—
1968-69	414 (15.9) Gary Freeman	244 (9.4) Gary Freeman	—
1969-70	418 (16.1) Vic Bartolome	226 (8.7) Vic Bartolome	—
1970-71	464 (17.8) Freddie Boyd	249 (9.6) Sam Whitehead	177 (6.8) Freddie Boyd
1971-72	554 (19.8) Freddie Boyd	216 (8.0) Sam Whitehead	185 (6.6) Freddie Boyd
1972-73	360 (13.8) Sam Whitehead	204 (7.8) Sam Whitehead	146 (5.6) Charlie Neal
1973-74	318 (12.2) Lonnie Shelton	204 (7.8) Lonnie Shelton	128 (5.3) Charlie Neal
1974-75	566 (18.3) Lonnie Shelton	292 (9.4) Lonnie Shelton	159 (5.1) George Tucker
1975-76	459 (17.0) Rocky Smith	160 (5.9) Paul Miller	137 (5.3) George Tucker
1976-77	575 (19.8) Rocky Smith	156 (5.6) Steve Johnson	175 (6.0) * George Tucker
1977-78	355 (13.7) Rickey Lee	178 (6.8) Rickey Lee	110 (4.1) Dwayne Allen
1978-79	498 (18.4) Steve Johnson	178 (6.6) Steve Johnson	154 (5.5) Dwayne Allen
1979-80	509 (17.0) Steve Johnson	207 (6.9) Steve Johnson	140 (4.7) Dwayne Allen
1980-81	589 (21.0) * Steve Johnson	215 (7.7) Steve Johnson	111 (4.0) Lester Conner
1981-82	448 (14.9) Lester Conner	163 (5.4) Lester Conner	153 (5.1) * Lester Conner
1982-83	563 (18.8) Charlie Sitton	235 (7.6) * A.C. Green	99 (3.2) W. Brew/D. Flowers
1983-84	433 (17.8) A.C. Green	201 (8.7) A.C. Green	98 (3.4) Steve Woodside
1984-85	591 (19.1) * A.C. Green	286 (9.2) * A.C. Green	130 (4.2) Darryl Flowers
1985-86	361 (16.4) Jose Ortiz	188 (8.5) Jose Ortiz	144 (5.3) Darryl Flowers
1986-87	668 (22.3) * Jose Ortiz	262 (8.7) Jose Ortiz	229 (7.6) * Gary Payton
1987-88	449 (14.5) Gary Payton	168 (5.4) Earl Martin	230 (7.4) * Gary Payton
1988-89	603 (20.1) Gary Payton	135 (4.5) Earl Martin	244 (8.1) * Gary Payton
1989-90	746 (25.7) * Gary Payton	152 (5.2) Earl Martin	235 (8.1) * Gary Payton
1990-91	506 (18.1) Teo Alibegovic	231 (8.3) Chad Scott	95 (3.4) Charles McKinney
1991-92	558 (18.0) Scott Haskin	201 (6.5) Scott Haskin	101 (3.3) Charles McKinney
1992-93	450 (16.7) Scott Haskin	220 (8.1) Scott Haskin	89 (3.3) Charles McKinney
1993-94	411 (15.2) Brent Barry	154 (5.9) Jerohn Brown	124 (4.6) Stephane Brown
1994-95	567 (21.0) Brent Barry	203 (7.5) Mustapha Hoff	104 (3.9) Brent Barry
1995-96	272 (10.1) J.D. Vetter	120 (4.4) Corey Benjamin/Markee Brown	78 (2.9) Markee Brown
1996-97	403 (14.9) Carson Cunningham	155 (5.7) Terrill Woods	126 (4.7) Carson Cunningham
1997-98	496 (19.8) Corey Benjamin	131 (4.7) John-Blair Bickerstaff	99 (3.5) John-Blair Bickerstaff
1998-99	427 (15.8) Deaundra Tanner	172 (6.4) Clifton Jones	126 (4.7) Deaundra Tanner
1999-00	397 (14.2) Deaundra Tanner	165 (5.7) Clifton Jones	143 (5.1) Deaundra Tanner
2000-01	372 (13.8) Jason Heide	148 (5.5) Jason Heide	98 (3.5) Deaundra Tanner
2001-02	454 (16.2) Philip Ricci	198 (7.1) Philip Ricci	84 (2.9) Adam Masten
2002-03	463 (16.5) Philip Ricci	230 (8.2) * Philip Ricci	105 (3.8) Lamar Hurd
2003-04	482 (17.2) David Lucas	192 (6.9) David Lucas	138 (4.9) Lamar Hurd
2004-05	408 (18.5) David Lucas	154 (7.0) David Lucas	96 (3.0) Jason Fontenet
2005-06	406 (13.5) Sasa Cuic	207 (6.7) Marcel Jones	69 (2.7) Jason Fontenet
2006-07	489 (15.3) Marcel Jones	187 (5.8) Kyle Jeffers	123 (3.8) Josh Tarver
2007-08	311 (10.4) Marcel Jones	170 (5.7) Marcel Jones	75 (2.5) Josh Tarver
2008-09	389 (13.0) Calvin Haynes	194 (5.4) Seth Tarver	120 (3.3) Roeland Schaftenaar
2009-10	399 (12.5) Calvin Haynes	146 (4.6) Seth Tarver	72 (2.3) Seth Tarver
2010-11	427 (14.2) Jared Cunningham	193 (6.2) Omari Johnson	73 (2.4) Joe Burton
2011-12	645 (17.9) Jared Cunningham	245 (6.8) Eric Moreland	102 (2.8) Joe Burton
2012-13	569 (17.8) Roberto Nelson	307 (10.6) Eric Moreland	109 (3.4) Joe Burton
2013-14	663 (20.7) * Roberto Nelson	205 (10.3) Eric Moreland	115 (3.6) Roberto Nelson
2014-15	416 (13.4) Gary Payton II	213 (7.5) Gary Payton II	107 (3.5) Malcolm Duvivier
2015-16	511 (16.0) Gary Payton II	251 (7.8) Gary Payton II	161 (5.0) Gary Payton II
2016-17	463 (14.5) Drew Eubanks	266 (8.3) Drew Eubanks	104 (3.3) JaQuori McLaughlin
2017-18	563 (17.6) Tres Tinkle	231 (7.2) Tres Tinkle	117 (3.7) Tres Tinkle
2018-19	624 (20.8) Tres Tinkle	243 (8.1) Tres Tinkle	120 (3.9) Ethan Thompson
2019-20	572 (18.5) Tres Tinkle	212 (6.8) Tres Tinkle	140 (4.5) Ethan Thompson
2020-21	517 (15.7) Ethan Thompson	284 (8.6) Warith Alatishe	128 (3.9) Ethan Thompson
2021-22	419 (13.5) Jarod Lucas	143 (5.1) Warith Alatishe	148 (5.5) * Dashawn Davis
2022-23	409 (12.6) Jordan Pope	131 (4.1) Michael Rataj	74 (2.3) Jordan Pope

* led the conference

ANNUAL STATISTICAL LEADERS

YEAR	BLOCKED SHOTS	STEALS	FIELD GOAL PCT.
1953-54	—	—	.451 Swede Halbrook
1954-55	—	—	.521 Swede Halbrook
1955-56	—	—	.424 Bob Allord
1956-57	—	—	.350 Dave Gambbee
1957-58	—	—	.412 Ken Nanson
1958-59	—	—	.439 Lee Harman
1959-60	—	—	.406 Jay Carty
1960-61	—	—	.470 Karl Anderson
1961-62	—	—	.447 Terry Baker
1962-63	—	—	.441 Mel Counts
1963-64	—	—	.500 Jim Jarvis
1964-65	—	—	.447 Jim Jarvis
1965-66	—	—	.494 Charlie White
1966-67	—	—	.473 Ed Fredenburg
1967-68	—	—	.661 Vic Bartolome
1968-69	—	—	.554 Vic Bartolome
1969-70	—	—	.622 Vic Bartolome
1970-71	—	—	.527 Freddie Boyd
1971-72	—	—	.528 Steve Ericksen
1972-73	—	—	.526 Ron Jones
1973-74	—	—	.538 Steve Ericksen
1974-75	—	—	.549 Don Smith
1975-76	—	—	.586 * Paul Miller
1976-77	—	—	.596 * Steve Johnson
1977-78	29 (1.1) Rickey Lee	49 (1.8) Dwayne Allen	.498 Mark Radford
1978-79	42 (1.6) Steve Johnson	63 (2.3) Ray Blume	.661 * Steve Johnson
1979-80	30 (1.0) Steve Johnson	66 (2.2) Ray Blume	.710 * Steve Johnson
1980-81	41 (1.5) Steve Johnson	61 (2.2) Mark Radford	.746 * Steve Johnson
1981-82	17 (0.6) Charlie Sitton	91 (3.0) * Lester Conner	.615 A.C. Green
1982-83	11 (0.4) A.C. Green	36 (1.2) William Brew	.575 Charlie Sitton
1983-84	20 (0.7) Charlie Sitton	27 (0.9) Alan Tait	.657 * A.C. Green
1984-85	18 (0.6) A.C. Green	48 (1.5) Darryl Flowers	.599 A.C. Green
1985-86	32 (1.5) Jose Ortiz	55 (2.0) * Darryl Flowers	.528 Tyrone Miller
1986-87	41 (1.4) Jose Ortiz	58 (1.9) Gary Payton	.584 Jose Ortiz
1987-88	11 (0.4) Gary Payton	72 (2.3) * Gary Payton	.543 Earl Martin
1988-89	25 (0.9) Will Brantley	91 (3.0) * Gary Payton	.520 Earl Martin
1989-90	42 (1.4) Scott Haskin	100 (3.4) * Gary Payton	.549 Will Brantley
1990-91	30 (1.2) Will Brantley	49 (1.9) Will Brantley	.525 Leroy Jackson
1991-92	68 (2.2) * Scott Haskin	44 (1.4) Charles McKinney	.612 * Scott Haskin
1992-93	51 (1.9) * Scott Haskin	44 (1.6) Charles McKinney	.521 Scott Haskin
1993-94	23 (0.9) Brent Barry	64 (2.4) Brent Barry	.498 Brent Barry
1994-95	20 (1.0) Jerohn Brown	72 (2.7) Brent Barry	.514 Brent Barry
1995-96	14 (0.5) Iyan Walker	48 (1.8) Markee Brown	.431 Rob Williams
1996-97	34 (1.3) Todd Marshall	35 (1.3) Carson Cunningham	.432 Corey Benjamin
1997-98	20 (1.0) Todd Marshall	50 (1.7) Deaundra Tanner	.544 John-Blair Bickerstaff
1998-99	36 (1.3) Clifton Jones	46 (1.7) Deaundra Tanner	.540 Jason Heide
1999-00	31 (1.1) Clifton Jones	54 (1.9) Deaundra Tanner	.636 Clifton Jones
2000-01	19 (0.6) Brian Jackson	35 (1.2) Adam Masten	.551 Jason Heide
2001-02	41 (1.5) Philip Ricci	32 (1.1) Adam Masten	.539 Brian Jackson
2002-03	34 (1.2) Philip Ricci	34 (1.2) Jimmie Haywood	.520 Philip Ricci
2003-04	19 (0.7) Kyle Jeffers	42 (1.5) J.S. Nash	.511 David Lucas
2004-05	52 (2.0) Nick DeWitz	33 (1.1) Lamar Hurd	.543 David Lucas
2005-06	59 (2.1) * Nick DeWitz	27 (0.9) Marcel Jones	.490 Sasa Cusic
2006-07	32 (1.0) Kyle Jeffers	49 (1.5) Marcel Jones	.451 Marcel Jones
2007-08	16 (1.6) C.J. Giles	37 (1.2) Josh Tarver	.437 Roeland Schaftenaar
2008-09	30 (0.8) Roeland Schaftenaar	60 (1.7) Seth Tarver	.579 Seth Tarver
2009-10	13 (0.4) Roeland Schaftenaar	70 (2.2) * Seth Tarver	.512 Jared Cunningham
2010-11	23 (0.8) Devon Collier	85 (2.8) * Jared Cunningham	.578 Devon Collier
2011-12	69 (1.9) * Eric Moreland	91 (2.5) * Jared Cunningham	.615 * Devon Collier
2012-13	73 (2.5) Eric Moreland	36 (1.1) Joe Burton	.574 Eric Moreland
2013-14	39 (2.0) Eric Moreland	31 (1.0) Roberto Nelson	.606 * Devon Collier
2014-15	41 (1.4) Daniel Gomis	95 (3.1) * Gary Payton II	.485 Gary Payton II
2015-16	39 (1.2) Drew Eubanks	80 (2.5) * Gary Payton II	.580 Drew Eubanks
2016-17	69 (2.2) Drew Eubanks	37 (1.4) Stephen Thompson Jr.	.587 Drew Eubanks
2017-18	55 (1.7) Drew Eubanks	55 (1.7) Stephen Thompson Jr.	.624 Drew Eubanks
2018-19	104 (3.35) * Kylor Kelley	52 (1.7) Tres Tinkle	.654 Kylor Kelley
2019-20	107 (3.45) * Kylor Kelley	54 (1.7) Tres Tinkle	.604 Kylor Kelley
2020-21	46 (1.39) Warith Alatishe	38 (1.2) Ethan Thompson/Warith Alatishe	.653 Roman Silva
2021-22	33 (1.14) Ahmad Rand	38 (1.4) Dashawn Davis	.573 Roman Silva
2022-23	21 (1.05) KC Ibekwe	32 (1.0) Dzmityry Ryuny	.533 Rodrigue Andela

* led the conference

ANNUAL STATISTICAL LEADERS

YEAR	FIELD GOALS MADE	FREE THROWS MADE	3-PT FG MADE	MINUTES PLAYED
1953-54	218 Swede Halbrook	178 Swede Halbrook	—	—
1954-55	151 Swede Halbrook	95 Swede Halbrook	—	—
1955-56	174 Dave Gambee	119 Dave Gambee	—	—
1956-57	180 Dave Gambee	165 Dave Gambee	—	—
1957-58	180 Dave Gambee	116 Dave Gambee	—	—
1958-59	118 Lee Harman	138 Lee Harman	—	—
1959-60	98 Jim Woodland	76 Jim Woodland	—	—
1960-61	111 Karl Anderson	68 Bob Jacobson	—	—
1961-62	193 Mel Counts	151 Mel Counts	—	—
1962-63	253 Mel Counts	155 Mel Counts	—	—
1963-64	269 Mel Counts	237 Mel Counts	—	—
1964-65	216 Jim Jarvis	116 Jim Jarvis	—	—
1965-66	133 Loy Petersen	96 L. Petersen/C. White	—	—
1966-67	164 Vince Fritz	130 Vince Fritz	—	—
1967-68	151 Vince Fritz	116 Vince Fritz	—	—
1968-69	163 Gary Freeman	88 Gary Freeman	—	—
1969-70	178 Vic Bartolome	62 Vic Bartolome	—	—
1970-71	188 Freddie Boyd	88 Freddie Boyd	—	—
1971-72	204 Freddie Boyd	146 Freddie Boyd	—	—
1972-73	144 Sam Whitehead	72 Sam Whitehead	—	—
1973-74	135 Lonnie Shelton	57 Paul Miller	—	—
1974-75	235 Lonnie Shelton	96 Lonnie Shelton	—	—
1975-76	199 Rocky Smith	86 George Tucker	—	—
1976-77	238 Rocky Smith	99 Rocky Smith	—	1,000 (34.5) Rocky Smith
1977-78	138 Rickey Lee	79 Rickey Lee	—	889 (32.9) Dwayne Allen
1978-79	197 Steve Johnson	104 Steve Johnson	—	961 (34.3) Ray Blume
1979-80	211 Steve Johnson	87 Steve Johnson	—	1,111 (37.0) Ray Blume
1980-81	235 Steve Johnson	119 Steve Johnson	—	903 (32.3) Ray Blume
1981-82	151 Lester Conner	146 Lester Conner	—	1,112 (37.1) William Brew
1982-83	199 Charlie Sitton	165 Charlie Sitton	—	1,113 (35.9) A.C. Green
1983-84	154 Charlie Sitton	141 A.C. Green	—	1,024 (35.3) Steve Woodside
1984-85	217 A.C. Green	157 A.C. Green	—	1,191 (38.4) A.C. Green
1985-86	137 Jose Ortiz	87 Jose Ortiz	—	981 (36.3) Steve Woodside
1986-87	248 Jose Ortiz	171 Jose Ortiz	16 Bill Sherwood	1,115 (37.2) Gary Payton
1987-88	180 Gary Payton	96 Bill Sherwood	31 Gary Payton	1,178 (38.0) Gary Payton
1988-89	208 Gary Payton	105 Gary Payton	82 Gary Payton	1,140 (38.0) Gary Payton
1989-90	288 Gary Payton	118 Gary Payton	52 Gary Payton	1,095 (37.8) Gary Payton
1990-91	180 Teo Alibegovic	120 Teo Alibegovic	37 Charles McKinney	968 (34.6) Chad Scott
1991-92	226 Scott Haskin	106 Scott Haskin	59 Charles McKinney	987 (31.8) Charles McKinney
1992-93	176 Scott Haskin	98 Scott Haskin	51 Charles McKinney	963 (35.7) Chad Scott
1993-94	144 Brent Barry	99 Stephane Brown	38 Brent Barry	959 (35.5) Brent Barry
1994-95	181 Brent Barry	153 Brent Barry	52 Brent Barry	1,012 (37.5) Brent Barry
1995-96	95 Markee Brown	76 J.D. Vetter	40 J.D. Vetter	859 (31.8) Markee Brown
1996-97	125 Carson Cunningham	125 Carson Cunningham	35 C. Benjamin/R. Grady	832 (30.8) Carson Cunningham
1997-98	185 Corey Benjamin	97 Corey Benjamin	51 Jerome Vaden	846 (30.2) John-Blair Bickerstaff
1998-99	142 Deaundra Tanner	92 Deaundra Tanner	57 Josh Steintal	987 (36.6) Deaundra Tanner
1999-00	129 Deaundra Tanner	82 Brian Jackson	60 Deaundra Tanner	963 (34.4) Deaundra Tanner
2000-01	140 Jason Heide	89 Jason Heide	46 Josh Steintal	1,013 (33.8) Adam Masten
2001-02	161 Philip Ricci	130 Philip Ricci	43 Joe See	894 (31.9) Philip Ricci
2002-03	173 Philip Ricci	111 Philip Ricci	51 Jimmie Haywood	934 (33.4) Lamar Hurd
2003-04	185 David Lucas	111 David Lucas	76 Chris Stephens	959 (34.2) Lamar Hurd
2004-05	163 David Lucas	100 J.S. Nash	48 Chris Stephens	919 (29.6) J.S. Nash
2005-06	126 Sasa Cuic	118 Sasa Cuic	38 Chris Stephens	972 (31.4) Chris Stephens
2006-07	196 Marcel Jones	66 Sasa Cuic	42 Sasa Cuic	1,064 (33.2) Josh Tarver
2007-08	121 Marcel Jones	46 Josh Tarver	40 Seth Tarver	879 (28.4) Seth Tarver
2008-09	140 Calvin Haynes	74 Roeland Schaftenaar	48 Calvin Haynes	1,203 (33.4) Rickey Claitt
2009-10	137 Calvin Haynes	83 Roeland Schaftenaar	50 Calvin Haynes	990 (30.9) Calvin Haynes
2010-11	117 Jared Cunningham	166 Jared Cunningham	42 Ahmad Starks	877 (29.2) Jared Cunningham
2011-12	198 Jared Cunningham	199 * Jared Cunningham	79 Ahmad Starks	1,245 (34.6) * Jared Cunningham
2012-13	179 Roberto Nelson	155 Roberto Nelson	64 Ahmad Starks	1,000 (31.3) Roberto Nelson
2013-14	200 Roberto Nelson	206 * Roberto Nelson	57 Roberto Nelson	1,052 (32.9) Roberto Nelson
2014-15	162 Gary Payton II	81 Malcolm Duvivier	47 Olaf Schaftenaar	1,125 (36.3) Gary Payton II
2015-16	205 Gary Payton II	108 Tres Tinkle	48 Stephen Thompson Jr.	1,096 (34.2) Gary Payton II
2016-17	182 Drew Eubanks	99 Drew Eubanks	58 JaQuori McLaughlin	1,083 (33.8) JaQuori McLaughlin
2017-18	192 Tres Tinkle	131 Tres Tinkle	64 Stephen Thompson Jr.	1,172 (36.6) Stephen Thompson Jr.
2018-19	215 Tres Tinkle	141 Tres Tinkle	61 Stephen Thompson Jr.	1,136 (36.6) Stephen Thompson Jr.
2019-20	188 Tres Tinkle	145 Tres Tinkle	51 Tres Tinkle	1,098 (35.4) Ethan Thompson
2020-21	161 Ethan Thompson	148 Ethan Thompson	77 Jarod Lucas	1,108 (33.6) Ethan Thompson
2021-22	136 Jarod Lucas	74 Jarod Lucas	73 Jarod Lucas	1,046 (33.7) Jarod Lucas
2022-23	141 Jordan Pope	125 Glenn Taylor Jr.	60 Jordan Pope	1,074 (33.6) Jordan Pope

* led the conference

ANNUAL TEAM STATISTICS

YEAR	GP	FG-FGA	PCT	3FG-FGA	PCT	FT-FTA	PCT	REB (AVG)	PF	AST (AVG)	TO (AVG)	BLK (AVG)	STL (AVG)	PTS (AVG)
1953-54	29	638-1784	.360	—	—	510-896	.570	1139 (39.3)	579	—	—	—	—	1781 (61.8)
1954-55	30	680-1810	.376	—	—	469-725	.647	1250 (41.7)	508	—	—	—	—	1829 (60.9)
1955-56	26	536-1667	.321	—	—	417-709	.590	1150 (44.2)	460	—	—	—	—	1525 (58.8)
1956-57	26	519-1550	.335	—	—	522-759	.688	1130 (43.5)	432	—	—	—	—	1560 (60.0)
1957-58	26	635-1690	.376	—	—	412-637	.647	1178 (45.3)	500	—	—	—	—	1682 (64.7)
1958-59	26	578-1654	.349	—	—	380-592	.642	1281 (49.3)	536	—	—	—	—	1535 (59.0)
1959-60	26	534-1475	.362	—	—	392-642	.610	1261 (48.5)	516	—	—	—	—	1460 (56.2)
1960-61	26	582-1498	.389	—	—	417-595	.701	1115 (42.9)	494	—	—	—	—	1582 (60.8)
1961-62	29	746-1830	.407	—	—	518-723	.666	1499 (51.7)	498	—	—	—	—	2010 (69.3)
1962-63	31	790-1944	.406	—	—	449-608	.738	1439 (46.4)	588	—	—	—	—	2026 (65.4)
1963-64	29	800-1828	.438	—	—	518-739	.701	1302 (44.9)	578	—	—	—	—	2117 (73.0)
1964-65	26	577-1326	*.435	—	—	401-563	.712	914 (35.2)	499	—	—	—	—	1555 (59.6)
1965-66	28	630-1413	*.446	—	—	440-586	*.750	1028 (36.7)	446	—	—	—	—	1694 (60.5)
1966-67	28	606-1411	.429	—	—	386-575	.671	968 (34.6)	524	—	—	—	—	1598 (57.0)
1967-68	25	606-1235	*.491	—	—	378-511	*.740	773 (30.9)	446	—	—	—	—	1592 (63.7)
1968-69	26	643-1358	.474	—	—	360-538	*.669	981 (37.7)	492	—	—	—	—	1646 (63.3)
1969-70	26	698-1532	.456	—	—	327-476	.687	1014 (39.0)	469	—	—	—	—	1723 (66.2)
1970-71	26	801-1752	.457	—	—	381-554	.689	1082 (41.6)	535	449 (17.3)	—	—	—	1983 (76.3)
1971-72	28	830-1755	.473	—	—	503-677	*.745	1098 (39.2)	513	491 (17.5)	—	—	—	2163 (77.3)
1972-73	26	804-1762	.466	—	—	361-482	*.749	1093 (42.0)	565	461 (17.7)	—	—	—	1969 (75.7)
1973-74	26	758-1588	.477	—	—	329-479	.689	931 (35.8)	555	500 (19.2)	—	—	—	1845 (71.0)
1974-75	31	948-1938	*.489	—	—	395-557	*.709	1084 (35.0)	625	566 (18.3)	477 (15.4)	—	—	2291 (73.9)
1975-76	27	839-1597	*.525	—	—	393-548	.717	853 (31.6)	554	485 (18.0)	449 (16.6)	—	—	2071 (76.7)
1976-77	29	862-1723	.500	—	—	355-478	*.743	910 (31.3)	616	497 (17.1)	473 (16.3)	—	—	2079 (71.7)
1977-78	27	718-1532	.469	—	—	316-486	.650	843 (31.2)	609	437 (16.2)	495 (18.3)	55 (2.0)	210 (7.8)	1752 (64.9)
1978-79	28	842-1617	.521	—	—	408-615	.663	928 (33.1)	611	*571 (20.4)	477 (17.0)	73 (2.6)	*293 (10.5)	2092 (74.7)
1979-80	30	943-1732	*.544	—	—	432-627	.689	978 (32.6)	624	*651 (21.7)	500 (16.7)	54 (1.8)	*274 (9.1)	2318 (77.3)
1980-81	28	862-1528	*.564	—	—	420-626	.671	868 (31.0)	554	597 (21.3)	391 (14.0)	78 (2.8)	239 (8.5)	2144 (76.6)
1981-82	30	810-1518	*.534	—	—	467-653	.715	879 (29.3)	516	*490 (16.3)	420 (14.0)	54 (1.8)	*246 (8.2)	2087 (69.6)
1982-83	31	813-1597	.509	—	—	504-706	.714	896 (28.9)	577	*524 (16.9)	466 (15.0)	46 (1.5)	206 (6.6)	2130 (68.7)
1983-84	29	647-1253	.516	—	—	450-620	*.726	769 (26.5)	476	428 (14.8)	372 (12.9)	41 (1.4)	150 (5.2)	1744 (60.1)
1984-85	31	759-1445	*.525	—	—	444-662	.671	845 (27.3)	523	*501 (16.2)	407 (13.1)	59 (1.9)	225 (7.3)	1962 (63.3)
1985-86	27	667-1468	.454	—	—	310-487	.637	845 (31.3)	489	452 (16.7)	345 (12.8)	56 (2.1)	197 (7.3)	1644 (60.9)
1986-87	30	794-1678	.473	56-170	.329	405-592	.684	959 (32.0)	538	*514 (17.1)	358 (12.0)	107 (3.6)	*227 (7.6)	2049 (68.3)
1987-88	31	825-1676	.492	97-239	.406	346-499	.693	801 (25.8)	519	*573 (18.5)	349 (11.3)	53 (1.7)	*288 (9.3)	2093 (67.5)
1988-89	30	878-1798	.488	165-434	.380	393-578	.680	865 (28.8)	585	*579 (19.3)	333 (11.1)	83 (2.8)	*320 (10.7)	2314 (77.1)
1989-90	29	884-1816	.487	126-375	.336	378-558	.677	942 (32.5)	582	*538 (18.6)	322 (11.1)	101 (3.5)	*277 (9.6)	2272 (78.4)
1990-91	28	783-1642	.477	133-386	.345	385-520	*.740	886 (31.6)	451	468 (16.7)	391 (14.0)	97 (3.5)	211 (7.5)	2084 (74.4)
1991-92	31	860-1771	.486	165-467	.353	439-602	.729	982 (31.7)	535	549 (17.7)	461 (14.8)	113 (3.6)	238 (7.7)	2324 (75.0)
1992-93	27	656-1477	.444	143-440	.325	413-586	.705	890 (33.0)	477	425 (15.7)	418 (15.5)	111 (4.1)	219 (8.1)	1868 (69.2)
1993-94	27	676-1607	.421	135-450	.300	379-608	.623	896 (33.2)	527	366 (13.6)	445 (16.5)	56 (2.1)	*235 (8.7)	1866 (69.1)
1994-95	27	717-1561	.459	110-343	.321	496-702	.707	916 (33.9)	518	380 (14.1)	453 (16.8)	66 (2.4)	211 (7.8)	2040 (75.6)
1995-96	27	544-1346	.404	130-415	.313	300-477	.629	778 (28.8)	522	303 (11.2)	454 (16.8)	41 (1.5)	188 (7.0)	1518 (56.2)
1996-97	27	666-1531	.435	149-459	.325	383-619	.619	982 (36.4)	571	364 (13.5)	521 (19.3)	90 (3.3)	189 (7.0)	1864 (69.0)
1997-98	30	775-1683	.460	155-470	.330	417-691	.603	1070 (35.7)	633	433 (14.4)	519 (17.3)	103 (3.4)	256 (8.5)	2122 (70.7)
1998-99	29	618-1433	.431	161-460	.350	350-567	.617	998 (37.0)	494	339 (12.5)	426 (15.8)	97 (3.3)	*173 (6.0)	1747 (64.7)
1999-00	29	714-1605	.445	206-571	.361	383-584	.656	1008 (34.8)	613	447 (15.4)	476 (16.4)	84 (2.9)	221 (7.6)	2017 (69.6)
2000-01	30	632-1448	.436	217-650	.334	375-516	.727	821 (27.4)	544	399 (13.3)	380 (12.7)	46 (1.5)	155 (5.2)	1856 (61.9)
2001-02	29	643-1431	.449	187-528	.354	393-542	.725	876 (30.2)	494	401 (13.8)	414 (14.3)	71 (2.4)	129 (4.4)	1866 (64.3)
2002-03	28	671-1595	.421	126-420	.300	435-634	.686	1022 (36.5)	464	382 (13.6)	383 (13.7)	98 (3.5)	150 (5.4)	1903 (68.0)
2003-04	28	728-1738	.419	162-475	.341	400-575	.696	1009 (36.0)	510	399 (14.3)	395 (14.1)	64 (2.3)	203 (7.3)	2018 (72.1)
2004-05	32	810-1826	.444	194-509	.381	514-710	.724	1094 (34.2)	560	429 (13.4)	471 (14.7)	*126 (3.9)	193 (6.0)	2328 (72.8)
2005-06	31	704-1605	.439	166-470	.353	469-674	.696	1028 (33.2)	530	363 (11.7)	479 (15.5)	*147 (4.7)	171 (5.5)	2043 (65.9)
2006-07	32	755-1807	.418	169-583	.290	349-586	.596	1028 (32.1)	564	387 (12.1)	430 (13.4)	98 (3.1)	*246 (7.7)	2028 (63.4)
2007-08	31	684-1831	.374	168-579	.290	322-496	.649	1070 (34.5)	570	327 (10.5)	390 (12.6)	90 (2.9)	168 (5.4)	1858 (59.9)
2008-09	36	805-1725	.467	222-624	.356	357-553	.646	1038 (28.8)	557	465 (12.9)	477 (13.2)	68 (1.9)	242 (6.7)	2189 (60.8)
2009-10	32	670-1556	.431	140-475	.295	449-665	.675	1020 (31.9)	528	365 (11.4)	479 (14.9)	63 (1.9)	*261 (8.2)	1929 (60.3)
2010-11	31	737-1727	.427	160-527	.304	513-753	.681	1064 (34.3)	575	374 (12.1)	472 (15.2)	68 (2.2)	*293 (9.5)	2147 (69.3)
2011-12	36	995-2093	.475	221-616	.359	630-931	.677	1254 (34.8)	672	567 (15.8)	507 (14.1)	166 (4.6)	*328 (9.1)	*2841 (78.9)
2012-13	32	829-1855	.447	186-511	.364	460-687	.670	1185 (37.0)	509	457 (14.3)	432 (13.5)	147 (4.6)	202 (6.3)	2304 (72.0)
2013-14	32	825-1689	.488	177-451	*.392	598-860	.695	1097 (34.3)	607	430 (13.4)	432 (13.5)	152 (4.8)	155 (4.8)	2425 (75.8)
2014-15	31	665-1577	.422	160-495	.323	397-573	.693	973 (31.4)	590	373 (12.0)	365 (11.8)	123 (4.0)	241 (7.8)	1887 (60.9)
2015-16	32	811-1843	.440	218-587	.371	461-687	.671	1101 (34.4)	643	432 (13.5)	361 (11.3)	106 (3.3)	236 (7.4)	2301 (71.9)
2016-17	32	721-1686	.428	203-586	.346	376-569	.661	1042 (32.6)	610	380 (11.9)	491 (15.3)	118 (3.7)	177 (5.5)	2021 (63.2)
2017-18	32	830-1779	.467	192-583	.329	487-688	.708	1118 (34.9)	642	475 (14.8)	424 (13.3)	116 (3.6)	212 (6.6)	2339 (73.1)
2018-19	31	800-1728	.463	203-633	.321	472-636	.742	1091 (35.2)	536	465 (15.0)	384 (12.4)	164 (5.3)	185 (6.0)	2275 (73.4)
2019-20	31	766-1667	.460	189-582	.325	486-647	*.751	1009 (32.5)	497	455 (14.7)	*357 (11.5)	151 (4.9)	192 (6.2)	2270 (71.2)
2020-21	33	803-1842	.436	230-645	.357	489-642	.762	1133 (34.3)	620	480 (14.5)	383 (11.6)	116 (3.5)	191 (5.8)	2325 (70.5)
2021-22	31	795-1795	.443	176-552	.319	351-495	.709	955 (30.8)	544	376 (12.1)	389 (12.5)	94 (3.0)	185 (5.9)	2117 (68.3)
2022-23	32	676-1647	.410	192-605	.317	415-551	.753	997 (31.2)	570	326 (10.2)	429 (13.4)	98 (3.1)	172 (5.4)	1959 (61.2)

* led the conference

OREGON STATE IN THE POLLS

1953-54 SEASON

DATE	AP	UPI
Dec. 8	13	—
Dec. 15	11	15
Dec. 22	12	11
Dec. 29	4	4
Jan. 5	10	11
Jan. 12	—	20
Jan. 19	—	16
Jan. 26	—	17
Feb. 9	—	17
March 2	—	20
March 9	t-16	16

1954-55 SEASON

DATE	AP	UPI
Dec. 7	—	17
Jan. 18	—	19
Jan. 25	—	19
Feb. 1	19	15
Feb. 8	18	15
Feb. 15	16	14
Feb. 22	—	14
March 1	14	12
March 8	10	8

1957-58 SEASON

DATE	AP	UPI
Dec. 17	17	10
Dec. 24	—	17
Dec. 31	18	11
Jan. 7	15	10
Jan. 14	16	11
Jan. 21	—	13
Jan. 28	20	14
Feb. 4	—	16
March 4	—	20
March 11	—	16

1961-62 SEASON

DATE	AP	UPI
Jan. 2	—	10
Jan. 9	—	9
Jan. 16	—	10
Jan. 23	—	10
Jan. 30	—	9
Feb. 6	10	9
Feb. 13	6	6
Feb. 20	10	8
Feb. 27	—	11
March 6	—	13
March 13	—	11

1962-63 SEASON

DATE	AP	UPI
Preseason	7	—
Dec. 4	7	5
Dec. 11	9	6
Dec. 18	—	13
Jan. 1	—	10
Jan. 8	—	11
Jan. 15	10	10
Jan. 22	—	12
Jan. 29	9	9
Feb. 5	—	10
Feb. 12	—	10
Feb. 19	—	13
Feb. 26	—	19
March 5	—	15
March 12	—	14

1963-64 SEASON

DATE	AP	UPI
Preseason	10	—
Dec. 10	9	7
Dec. 17	—	10
Dec. 24	9	7
Dec. 31	8	8
Jan. 7	6	6

Jan. 14	7	7
Jan. 21	10	10
Jan. 28	—	10
Feb. 4	—	10
Feb. 11	9	8
Feb. 18	7	6
Feb. 25	6	5
March 3	6	5
March 10	6	5

1965-66 SEASON

DATE	AP	UPI
Jan. 4	—	t-20
Feb. 22	—	19
March 1	—	14
March 8	—	15

1970-71 SEASON

DATE	AP	UPI
Jan. 12	20	—

1972-73 SEASON

DATE	AP	UPI
Jan. 30	—	17
Feb. 6	—	18

1974-75 SEASON

DATE	AP	UPI
Feb. 11	17	11
Feb. 18	20	11
Feb. 25	17	10
March 4	15	10
March 11	15	—
March 18	13	—
April 2	18	—

1975-76 SEASON

DATE	AP	UPI
Jan. 13	17	20
Jan. 20	13	11
Jan. 27	16	15
Feb. 3	—	18

1979-80 SEASON

DATE	AP	UPI
Preseason	17	—
Dec. 4	15	14
Dec. 11	14	12
Dec. 18	19	20
Dec. 26	18	19
Jan. 1	14	12
Jan. 8	9	7
Jan. 15	4	7
Jan. 22	2	2
Jan. 29	2	2
Feb. 5	4	4
Feb. 12	4	4
Feb. 19	6	5
Feb. 26	6	5
March 4	5	5

1980-81 SEASON

DATE	AP	UPI
Preseason	7	—
Dec. 2	6	—
Dec. 9	5	5
Dec. 16	4	4
Dec. 23	4	4
Dec. 30	2	2
Jan. 6	2	2
Jan. 13	1	1
Jan. 20	1	1
Jan. 27	t-1	1
Feb. 3	2	1
Feb. 10	2	1
Feb. 17	2	1
Feb. 24	1	1
March 3	1	1
March 10	2	2

1981-82 SEASON

Date	AP	UPI
Dec. 8	19	15
Dec. 15	20	—
Dec. 22	16	15
Dec. 29	15	12
Jan. 5	17	19
Jan. 12	15	14
Jan. 19	12	10
Jan. 26	8	7
Feb. 2	10	7
Feb. 9	6	6
Feb. 16	5	5
Feb. 23	4	4
March 2	4	4
March 9	4	4

1982-83 SEASON

DATE	AP	UPI
Preseason	10	—
Nov. 30	19	—

1983-84 SEASON

DATE	AP	UPI
Preseason	10	—
Nov. 29	10	—
Dec. 6	18	17
Dec. 13	14	14
Dec. 20	15	14
Dec. 27	19	—
Jan. 3	15	16
Jan. 10	16	14
Jan. 17	11	10
Jan. 24	—	20
Jan. 31	—	20
Feb. 21	20	15
Feb. 28	20	20
March 6	20	17
March 13	17	20

1984-85 SEASON

DATE	AP	UPI
Jan. 8	20	12
Jan. 15	14	11
Jan. 22	10	8
Jan. 29	14	12
Feb. 5	16	11
Feb. 12	18	17
Feb. 19	19	17

1988-89 SEASON

DATE	AP	UPI
Dec. 6	—	20

1989-90 SEASON

DATE	AP	UPI
Dec. 5	24	20
Dec. 12	23	—
Dec. 19	21	17
Dec. 26	23	—
Jan. 2	23	—
Jan. 9	22	—
Jan. 16	18	—
Jan. 23	17	16
Jan. 30	21	—
Feb. 6	18	17
Feb. 13	16	16
Feb. 20	17	18
Feb. 27	16	15
March 6	22	—
March 13	22	—

2020-21 SEASON

DATE	AP	COACHES
April 6	—	20

STREAKS

OVERALL WINNING STREAKS

STREAK	YEARS
27	1904-05 to 1906-07
26	1980-81
17	twice: 1916-17 to 1917-18; 1921-22 to 1922-23
16	1961-62
14	1979-80
13	twice: 1911-12 to 1912-13; 1954-55
12	1963-64
10	seven times: last in 1989-90

OVERALL LOSING STREAKS

STREAK	YEARS
25	2007-2008 to 2008-09
18	2021-22
14	twice: 1995-96; 2016-17
10	three times: 1920-21; 1949-50 to 1950-51; 2021-22
9	twice: 1919-20; 1993-94 to 1994-95

OVERALL HOME WINNING STREAKS

STREAK	YEARS
24	1979-80 to 1980-81
17	twice: 1983-84 to 1984-85; 1989-90 to 1990-91

OVERALL HOME LOSING STREAKS

STREAK	YEARS
12	2007-2008 to 2008-09
8	2021-22
7	2016-17
6	three times: 1955-56; 1995-96; 2006-07

OVERALL ROAD WINNING STREAKS

STREAK	YEARS
13	1980-81 to 1981-82
7	1965-66 to 1966-67
6	three times: 1954-55; 1961-62; 1962-63 to 1963-64

OVERALL ROAD LOSING STREAKS

STREAK	YEARS
22	2016-17 to 2017-18
21	1995-96 to 1996-97
18	2021-22 to 2022-23

OVERALL ROAD & NEUTRAL WINNING STREAKS

STREAK	YEARS
15	1980-81
9	twice: 1961-62; 1989-90
6	2020-21

OVERALL ROAD & NEUTRAL LOSING STREAKS

STREAK	YEARS
25	2020-21 to 2022-23
19	2016-17 to 2017-18
16	2020-21 to 2021-22
17	1993-94 to 1994-95

CONFERENCE WINNING STREAKS

STREAK	YEARS
20	1979-80 to 1980-81
14	1953-54 to 1954-55
12	1916-17 to 1917-18

CONFERENCE LOSING STREAKS

STREAK	YEARS
21	2007-08 to 2008-09
19	2021-22
16	1919-20 to 1920-21
14	twice: 1995-96; 2016-17

(home, road and neutral-site records date to 1949-50)

ANNUAL WIN-LOSS RECORD

YEAR	COACH	OVERALL					CONFERENCE					POSTSEASON
		RECORD	PCT.	HOME	AWAY	NEUTRAL	RECORD	PLACE	HOME	AWAY		
1901-02	J.B. Patterson	1-2	.333	—	—	—	—	none	—	—		
1902-03	Viggers/Trine	5-1	.833	—	—	—	—	none	—	—		
1903-04	Thorpe/Trine	7-3	.700	—	—	—	—	none	—	—		
1904-05	W.O. Trine	5-3	.625	—	—	—	—	none	—	—		
1905-06	W.O. Trine	10-0	1.000	—	—	—	—	none	—	—		
1906-07	W.O. Trine	17-1	.944	—	—	—	—	none	—	—		
1907-08	Roy Heater	7-4	.636	—	—	—	—	none	—	—		
1908-09	E.D. Angell	10-1	.909	—	—	—	3-0	1st NWC	1-0	2-0		
1909-10	E.D. Angell	9-7	.563	—	—	—	6-6	3rd NWC	—	—		
1910-11	Clifford Reed	3-5	.375	—	—	—	1-1	4th NWC	1-1	0-0		
1911-12	E.J. Stewart	16-3	.842	11-0	5-3	0-0	9-2	1st NWC	6-0	3-2		
1912-13	E.J. Stewart	15-7	.682	—	—	—	9-7	3rd NWC	6-2	3-5		
1913-14	E.J. Stewart	10-8	.556	—	—	—	5-7	4th NWC	4-2	1-5		
1914-15	E.J. Stewart	10-10	.500	—	—	—	3-9	6th NWC	2-4	1-5		
1915-16	E.J. Stewart	16-5	.762	8-1	8-4	0-0	5-3	t-1st PCC	3-1	2-2		
1916-17	Everett May	11-7	.611	—	—	—	7-6	4th PCC	3-2	4-4		
1917-18	Howard Ray	15-0	1.000	—	—	—	10-0	1st PCC North	6-0	4-0		
1918-19	H.W. Hargiss	3-13	.188	2-4	1-9	0-0	3-9	4th PCC North	2-4	1-5		
1919-20	H.W. Hargiss	7-12	.368	—	—	—	5-7	t-4th PCC	4-4	1-3		
1920-21	R.B. Rutherford	6-17	.261	—	—	—	2-14	6th PCC	1-5	1-9		
1921-22	R.B. Rutherford	21-2	.913	—	—	—	10-2	2nd PCC	4-2	6-0		
1922-23	Bob Hager	19-7	.731	—	—	—	4-4	t-3rd PCC North	3-1	1-3		
1923-24	Bob Hager	20-5	.800	8-0	12-5	0-0	6-2	2nd PCC North	4-0	2-2		
1924-25	Bob Hager	29-8	.784	—	—	—	7-2	t-1st PCC North	4-1	3-1	PCC	
1925-26	Bob Hager	18-6	.750	—	—	—	6-4	2nd PCC North	4-1	2-3		
1926-27	Bob Hager	14-11	.560	—	—	—	4-6	4th PCC North	3-2	1-4		
1927-28	Bob Hager	15-16	.488	—	—	—	4-6	t-3rd PCC North	3-2	1-4		
1928-29	Slats Gill	12-8	.600	—	—	—	4-6	4th PCC North	2-3	2-3		
1929-30	Slats Gill	14-13	.519	—	—	—	7-9	4th PCC North	3-5	4-4		
1930-31	Slats Gill	19-9	.679	—	—	—	9-7	3rd PCC North	5-3	4-4		
1931-32	Slats Gill	12-12	.500	—	—	—	8-8	3rd PCC North	4-4	4-4		
1932-33	Slats Gill	21-6	.778	—	—	—	12-4	1st PCC	5-3	7-1	PCC	
1933-34	Slats Gill	14-10	.583	—	—	—	7-9	3rd PCC North	5-3	2-6		
1934-35	Slats Gill	19-9	.679	—	—	—	12-4	1st PCC North	8-0	4-4	PCC	
1935-36	Slats Gill	16-9	.540	—	—	—	10-6	2nd PCC North	6-2	4-4		
1936-37	Slats Gill	11-15	.423	—	—	—	5-11	4th PCC North	3-5	2-6		
1937-38	Slats Gill	17-16	.515	—	—	—	6-14	5th PCC North	4-6	2-8		
1938-39	Slats Gill	13-11	.542	—	—	—	6-10	4th PCC North	4-4	2-6		
1939-40	Slats Gill	27-11	.711	7-2	12-8	8-1	12-4	1st PCC North	6-2	6-2	PCC	
1940-41	Slats Gill	19-9	.679	10-1	6-8	3-0	9-7	2nd PCC North	7-1	2-6		
1941-42	Slats Gill	18-9	.667	6-2	10-7	2-0	11-5	1st PCC North	6-2	5-3	PCC	
1942-43	Slats Gill	19-9	.679	13-2	6-7	0-0	8-8	4th PCC North	6-2	2-6		
1943-44	Slats Gill	8-16	.333	5-8	3-8	0-0	5-11	t-3rd PCC North	3-5	2-6		
1944-45	Slats Gill	20-8	.714	13-2	7-6	0-0	10-6	3rd PCC North	7-1	3-5		
1945-46	Slats Gill	13-11	.542	7-4	4-7	2-0	10-6	2nd PCC North	6-2	4-4		
1946-47	Slats Gill	28-5	.848	14-0	11-4	3-1	13-3	1st PCC	8-0	5-3	PCC, NCAA	
1947-48	Slats Gill	21-13	.618	13-4	7-7	1-2	10-6	t-1st PCC North	7-1	3-5	PCC	
1948-49	Slats Gill	24-12	.667	13-4	6-5	5-3	12-4	1st PCC	8-0	4-0	PCC, NCAA	
1949-50 *	Slats Gill	13-14	.481	8-6	5-8	0-0	8-8	t-2nd PCC North	6-2	2-6		
1950-51	Slats Gill	14-18	.438	7-6	4-12	3-0	6-10	t-4th PCC North	4-4	2-6		
1951-52	Slats Gill	9-19	.596	5-10	3-9	1-0	3-13	5th PCC North	2-6	1-7		
1952-53	Slats Gill	11-18	.379	6-9	3-9	2-0	6-10	4th PCC North	3-5	3-5		
1953-54	Slats Gill	19-10	.733	10-3	6-3	3-4	11-5	1st PCC North	6-2	5-3	PCC	
1954-55	Slats Gill	22-8	.733	14-3	7-3	1-2	15-1	1st PCC	8-0	7-1	PCC, NCAA	
1955-56	Slats Gill	8-18	.308	5-9	2-7	1-2	5-11	t-6th PCC	3-6	2-5		
1956-57	Slats Gill	11-15	.423	7-5	4-8	0-2	6-10	6th PCC	4-3	2-7		
1957-58	Slats Gill	20-6	.769	12-1	7-4	1-1	12-4	t-1st PCC	7-1	5-3	PCC	
1958-59	Slats Gill	13-13	.500	9-6	4-7	0-0	7-9	6th PCC	3-5	4-4		
1959-60 **	Gill/Valenti	15-11	.750	10-4	4-7	1-0	—	independent	—	—		
1960-61	Slats Gill	14-12	.538	8-4	3-8	3-0	—	independent	—	—		
1961-62	Slats Gill	24-5	.828	12-1	8-3	4-1	—	independent	—	—	NCAA	
1962-63	Slats Gill	22-9	.710	9-3	6-3	7-3	—	independent	—	—	NCAA	
1963-64	Slats Gill	25-4	.862	12-0	9-2	4-2	—	independent	—	—	NCAA	
1964-65	Paul Valenti	16-10	.615	9-3	3-7	4-0	7-7	4th AAWU	5-2	2-5		
1965-66	Paul Valenti	21-7	.750	9-1	8-5	4-1	12-2	1st AAWU	6-1	6-1	NCAA	
1966-67	Paul Valenti	14-14	.500	7-4	6-7	1-3	8-6	t-2nd AAWU	4-3	4-3		
1967-68	Paul Valenti	12-13	.480	7-4	2-7	3-2	5-9	t-5th AAWU	4-3	1-6		
1968-69	Paul Valenti	12-14	.462	7-4	4-8	1-2	5-9	t-5th Pac-8	3-4	2-5		
1969-70	Paul Valenti	10-16	.385	8-4	1-10	1-2	4-10	7th Pac-8	4-3	0-7		

YEAR	COACH	OVERALL			CONFERENCE							POSTSEASON
		RECORD	PCT.	HOME	AWAY	NEUTRAL	RECORD	PLACE	HOME	AWAY		
1970-71	Ralph Miller	12-14	.462	7-5	1-9	4-0	4-10	6th Pac-8	3-4	1-6		
1971-72	Ralph Miller	18-10	.643	9-4	7-5	2-1	9-5	t-3rd Pac-8	4-3	5-2		
1972-73	Ralph Miller	15-11	.577	9-2	3-8	3-1	6-8	t-5th Pac-8	6-1	0-7		
1973-74	Ralph Miller	13-13	.500	7-4	2-8	4-1	6-8	5th Pac-8	4-3	2-5		
1974-75	Ralph Miller	19-12	.613	10-2	7-5	2-5	10-4	2nd Pac-8	5-2	5-2	NCAA	
1975-76 ***	Ralph Miller	18-9	.667	8-2	6-5	4-2	10-4	t-2nd Pac-8	5-2	5-2		
1976-77	Ralph Miller	16-13	.552	6-5	7-6	3-2	8-6	t-3rd Pac-8	5-2	3-4		
1977-78	Ralph Miller	16-11	.593	10-2	4-6	2-3	9-5	2nd Pac-8	5-2	4-3		
1978-79	Ralph Miller	18-10	.643	11-2	5-7	2-1	11-7	3rd Pac-10	8-1	3-6	NIT	
1979-80	Ralph Miller	26-4	.867	13-0	10-3	3-1	16-2	1st Pac-10	9-0	7-2	NCAA	
1980-81	Ralph Miller	26-2	.929	11-1	12-0	3-1	17-1	1st Pac-10	8-1	9-0	NCAA	
1981-82	Ralph Miller	25-5	.833	11-0	8-3	6-2	16-2	1st Pac-10	9-0	7-2	NCAA	
1982-83	Ralph Miller	20-11	.645	11-4	6-6	3-1	12-6	t-3rd Pac-10	7-2	5-4	NIT	
1983-84	Ralph Miller	22-7	.759	11-0	7-6	4-1	15-3	t-1st Pac-10	9-0	6-3	NCAA	
1984-85	Ralph Miller	22-9	.710	9-4	10-5	3-0	12-6	t-3rd Pac-10	6-3	6-3	NCAA	
1985-86	Ralph Miller	12-15	.444	5-7	5-7	2-1	8-10	t-5th Pac-10	3-6	5-4		
1986-87	Ralph Miller	19-11	.633	10-4	7-5	2-2	10-8	t-3rd Pac-10	6-3	4-5	Pac-10, NIT	
1987-88	Ralph Miller	20-11	.645	9-3	6-6	5-2	12-6	t-2nd Pac-10	7-2	5-4	Pac-10, NCAA	
1988-89	Ralph Miller	22-8	.733	10-2	8-4	4-2	13-5	t-3rd Pac-10	7-2	6-3	Pac-10, NCAA	
1989-90	Jim Anderson	22-7	.759	11-1	8-5	3-1	15-3	t-1st Pac-10	9-0	6-3	Pac-10, NCAA	
1990-91	Jim Anderson	14-14	.500	12-2	1-11	1-1	8-10	t-5th Pac-10	7-2	1-8		
1991-92	Jim Anderson	15-16	.484	9-5	3-10	3-1	7-11	7th Pac-10	5-4	2-7		
1992-93	Jim Anderson	13-14	.481	8-4	4-9	1-1	9-9	t-5th Pac-10	5-4	4-5		
1993-94	Jim Anderson	6-21	.222	4-9	0-10	2-2	2-16	10th Pac-10	2-7	0-9		
1994-95	Jim Anderson	9-18	.333	7-5	2-11	0-2	6-12	7th Pac-10	4-5	2-7		
1995-96	Eddie Payne	6-21	.222	4-8	2-10	0-3	4-14	9th Pac-10	3-6	1-8		
1996-97	Eddie Payne	7-20	.259	6-7	0-12	1-1	3-15	9th Pac-10	3-6	0-9		
1997-98	Eddie Payne	13-17	.453	7-8	4-8	2-1	3-15	t-9th Pac-10	1-8	2-7		
1998-99	Eddie Payne	13-14	.481	12-2	1-9	0-3	7-11	t-7th Pac-10	7-2	0-9		
1999-00	Eddie Payne	13-16	.448	9-6	2-9	2-1	5-13	t-8th Pac-10	3-6	2-7		
2000-01	Ritchie McKay	10-20	.333	7-7	1-10	2-3	4-14	t-9th Pac-10	3-6	1-8		
2001-02	Ritchie McKay	12-17	.413	8-7	4-8	0-2	4-14	9th Pac-10	2-7	2-7		
2002-03	Jay John	13-15	.464	7-7	6-7	0-1	6-12	t-6th Pac-10	3-6	3-6	Pac-10	
2003-04	Jay John	12-16	.429	11-6	1-10	0-0	6-12	9th Pac-10	5-4	1-8		
2004-05	Jay John	17-15	.531	12-2	2-10	3-3	8-10	5th Pac-10	8-1	0-9	Pac-10, NIT	
2005-06	Jay John	13-18	.419	7-6	2-10	4-2	5-13	t-8th Pac-10	3-6	2-7	Pac-10	
2006-07	Jay John	11-21	.344	8-11	3-9	0-1	3-15	9th Pac-10	2-7	1-8	Pac-10	
2007-08 ****	John/Mouton	6-25	.194	3-12	2-11	1-2	0-18	10th Pac-10	0-9	0-9	Pac-10	
2008-09	Craig Robinson	18-18	.500	13-7	5-10	0-1	7-11	8th Pac-10	4-5	3-6	Pac-10, CBI	
2009-10	Craig Robinson	14-18	.438	9-7	4-9	1-2	8-10	t-5th Pac-10	5-4	3-6	Pac-10, CBI	
2010-11	Craig Robinson	11-20	.355	9-7	1-12	1-1	5-13	9th Pac-10	5-4	0-9	Pac-10	
2011-12	Craig Robinson	21-15	.583	14-6	4-7	3-2	7-11	8th Pac-12	5-4	2-7	Pac-12, CBI	
2012-13	Craig Robinson	14-18	.438	9-8	3-8	2-2	4-14	t-11th Pac-12	2-7	2-7	Pac-12	
2013-14	Craig Robinson	16-16	.500	12-5	3-9	1-2	8-10	10th Pac-12	6-3	2-7	Pac-12, CBI	
2014-15	Wayne Tinkle	17-14	.548	15-2	2-9	0-3	8-10	7th Pac-12	7-2	1-8	Pac-12	
2015-16	Wayne Tinkle	19-13	.594	14-3	4-8	1-2	9-9	t-6th Pac-12	7-2	2-7	Pac-12, NCAA	
2016-17	Wayne Tinkle	5-27	.156	5-12	0-13	0-2	1-17	12th Pac-12	1-8	0-9	Pac-12	
2017-18	Wayne Tinkle	16-16	.500	13-4	1-9	2-3	7-11	10th Pac-12	6-3	1-8	Pac-12	
2018-19	Wayne Tinkle	18-13	.581	10-6	6-5	2-2	10-8	t-4th Pac-12	5-4	5-4	Pac-12	
2019-20 *****	Wayne Tinkle	18-13	.581	12-4	3-8	3-1	7-11	t-8th Pac-12	5-4	2-7	Pac-12	
2020-21	Wayne Tinkle	20-13	.606	10-6	4-6	6-1	10-10	t-6th Pac-12	6-4	4-6	Pac-12, NCAA	
2021-22	Wayne Tinkle	3-28	.097	3-13	0-12	0-3	1-19	12th Pac-12	1-9	0-10	Pac-12	
2022-23	Wayne Tinkle	11-21	.344	10-7	1-10	0-4	5-15	11th Pac-12	4-6	1-9	Pac-12	
TOTALS		^1,797-1,425	.558				821-891					

^ Oregon State's overall record as recognized by the NCAA

* 1949-50 was the first season in Gill Coliseum

** In 1959-60, Slat Gill missed 12 games due to illness. OSU went 6-8 under Gill and 9-3 under Paul Valenti

*** In 1975-76, the NCAA required OSU to forfeit 15 wins under a court injunction

**** In 2007-08, Kevin Mouton replaced Jay John as interim coach after John compiled a 6-12 record

***** Oregon State was scheduled to play No. 1-seed Oregon in the quarterfinals of the 2020 Pac-12 Tournament, but the game was canceled due to COVID-19

YEAR-BY-YEAR RESULTS

NOTE: Numbers following opponent's name indicate the Associated Press ranking at the time of the game. OSU's score is listed first. Date, site and attendance are listed if available.

1901-02 1-2

Head Coach: J.B. Patterson

Willamette	A	L	11-63
Monmouth	H	L	10-11
Willamette		W	14-10

1902-03 5-1

Head Coach: J.W. Viggers

Pacific		W	25-5
Willamette	H	W	13-10
Dallas College		L	15-21
McMinnville College	H	W	30-4
1/24 Oregon	H	W	32-2
3/13 Oregon	A	W	24-22

1903-04 7-3

Head Coach: W.O. Trine

Portland YMCA		W	26-16
Willamette	A	L	12-14
Dallas College	A	L	4-13
McMinnville College		W	20-10
2/5 Oregon	A	W	25-22
Washington	H	W	22-19
2/26 Oregon	H	W	30-12
Portland YMCA		W	19-14
Salem YMCA		W	44-10
Dallas College	H	L	17-15

1904-05 5-3

Head Coach: W.O. Trine

Willamette		W	45-5
Monmouth Normal		W	41-9
Portland YMCA	A	L	29-27
Oregon City YMCA	A	W	20-14
Dallas College		L	16-25
Willamette	H	W	22-3
Willamette	A	L	18-19
Dallas College	H	W	25-12

1905-06 10-0

Head Coach: W.O. Trine

Salem YMCA		W	33-7
Monmouth Normal		W	23-16
2/2 Oregon	A	W	17-15 ot
Dallas College	A	W	18-17
Willamette		W	21-7
Red Men, Minnesota	H	W	25-15
2/23 Oregon	H	W	32-6
Dallas College	H	W	17-11
Chicago Meteors	H	W	27-20
Ashland A.C.	A	W	63-21

1906-07 17-1

Head Coach: W.O. Trine

Monmouth All-Stars		W	43-15
Albany College	H	W	74-0
Evergreen A.C.	A	W	58-15
Winlock A.C.	A	W	104-5
Centralia H.S.	A	W	82-28
Seattle YMCA	A	W	41-30
W.N.G., Snohomish	A	W	41-33
Pendleton H.S.	A	W	63-9
Weston Normal	A	W	53-27
Spokane A.C.	A	W	70-30
1/8 Washington State	A	W	30-14
Pacific	H	W	73-2
2/2 Oregon	A	W	44-18

Friendlies, Eugene	H	W	63-6
Friendlies, Eugene		W	55-16
2/22 Oregon	H	W	41-7
Chicago Crescents	H	L	34-28
Chicago Crescents	H	W	38-32

1907-08 7-4

Head Coach: Roy Heater

Dallas College	A	L	11-43
Alaska Brotherhood	H	L	21-26
Salem YMCA		W	43-19
1/11 Oregon	A	W	27-21
Willamette		W	52-13
Willamette		W	28-13
2/1 Oregon	H	W	31-14
Chemawa Indians		W	30-10
Dallas College	H	L	10-32
Muscatine, Iowa	H	L	27-33
Muscatine, Iowa	H	W	34-28

1908-09 10-1, 3-0

NORTHWEST CONFERENCE CHAMPIONS

Head Coach: E.D. Angell

Portland YMCA		W	17-16
Cook's Gym, Spokane	H	W	35-13
O.N.G., Eugene		W	40-15
Ashland A.C.	H	W	36-13
Ashland A.C.	H	W	28-15
2/20 * Washington State	H	W	30-16
Los Angeles A.C.	H	W	28-18
* Whitman	A	W	16-15
2/27 * Washington State	A	W	16-14
Multnomah AAC	A	L	13-26
Multnomah AAC	H	W	18-11

* NWC contest (1st place)

1909-10 9-7, 6-6

Head Coach: E.D. Angell

OAC Alumni	H	L	13-37
Portland Medical College		W	28-17
Philomath College	H	W	54-20
Willamette		W	38-27
* Whitman		L	26-29
* Whitman		W	25-19
2/11 * Washington State	H	L	15-27
2/12 * Washington State	H	L	24-27
2/18 * Washington State	A	L	18-29
* Idaho	A	L	25-28
* Idaho	A	W	22-15
* Whitman	A	L	20-21
* Idaho	H	W	18-16 ot
3/4 * Washington	H	W	26-14
3/9 * Oregon	A	W	21-20
3/12 * Oregon	H	W	44-20

* NWC contest (3rd place)

1910-11 3-5, 1-1

Head Coach: Clifford Reed

OAC Alumni		L	22-30
Alco Club		W	41-10
Portage, Wisconsin	H	L	14-44
Willamette		L	15-25
Alco Club	A	W	24-10
2/16 * Washington	H	L	21-28
Willamette		L	18-22
3/1 * Washington State	H	W	33-9

* NWC contest (4th place)

1911-12**16-3, 9-2****NORTHWEST CONFERENCE CHAMPIONS****Head Coach:** E.J. Stewart

	Corvallis Town Team	H	W	26-16
	Dallas College	H	W	58-12
	Philomath College	H	W	37-2
	Pacific	H	W	47-5
	Willamette	H	W	45-9
	Willamette	A	W	25-1
	Mt. Angel	A	W	38-6
2/19	* Washington	A	L	11-13
2/20	* Washington	A	L	17-20
	Gonzaga	A	L	11-13
	* Idaho	A	W	30-11
2/23	* Washington State	A	W	19-14
2/24	* Washington State	A	W	12-4
	* Idaho	H	W	26-14
	* Idaho	H	W	20-1
3/2	* Washington State	H	W	29-12
3/6	* Washington State	H	W	15-5
3/12	* Washington	H	W	18-12
3/13	* Washington	H	W	9-8
	* NWC contest (1st place)			

1912-13**15-7, 9-7****Head Coach:** E.J. Stewart

	Silverton AC		W	26-18
	O.N.G., Corvallis		W	30-5
	O.N.G., Corvallis		W	15-13
	* Idaho	H	W	23-12
	* Idaho	H	L	20-21
	* Idaho	A	W	12-10
	* Idaho	A	W	13-9
1/25	* Washington State	A	L	20-22
1/27	* Washington State	A	L	11-16
	Multnomah AAC		W	21-12
2/14	* Washington	A	L	15-28
2/15	* Washington	A	L	14-18
2/19	* Washington	H	W	18-14
2/20	* Washington	H	W	14-7
	Multnomah AAC		W	21-12
	Willamette		W	16-14
2/28	* Washington State	H	W	13-4
3/1	* Washington State	H	W	23-20
3/5	* Oregon	A	W	20-9
3/6	* Oregon	A	L	12-14 ot
3/7	* Oregon	H	L	13-21
3/8	* Oregon	H	W	13-8
	* NWC contest (3rd place)			

1913-14**10-8, 5-7****Head Coach:** E.J. Stewart

	OAC Alumni	H	W	58-12
1/15	Washington State	H	W	24-12
1/17	Washington State	H	W	29-12
1/23	* Washington	A	L	24-34
1/24	* Washington	A	L	9-32
1/26	* Washington	A	L	10-29
	Multnomah AAC		W	22-13
	Silverton AC		W	27-18
	Multnomah AAC	H	L	11-18
2/14	* Washington	H	L	18-22
2/19	* Washington	H	W	20-13
2/21	* Washington	H	L	15-32
2/24	* Oregon	A	W	15-7
2/25	* Oregon	H	W	14-13
2/27	* Oregon	A	L	18-21
3/5	* Oregon	H	W	24-13
3/6	* Oregon	H	W	17-10
3/7	* Oregon	A	L	11-13
	* NWC contest (4th place)			

1914-15**10-10, 3-9****Head Coach:** E.J. Stewart

	Chemawa Indians		W	26-9
	OAC Alumni		W	18-6
	O.N.G. Dallas		W	28-23
	Weonas, Portland		W	24-9
	Willamette		W	28-14
1/22	* Washington	A	L	18-20
1/23	* Washington	A	L	19-25
	* Idaho	A	L	15-18
1/30	* Washington State	A	L	21-23
	Gonzaga	A	W	25-12
	Walla Walla YMCA	A	L	20-28
	Willamette		W	23-14
	* Idaho	H	L	19-20
2/22	* Washington	H	L	14-26
2/23	* Washington	H	L	16-26
2/26	* Oregon	H	L	20-21
2/27	* Oregon	A	L	10-14
3/1	* Washington State	H	W	32-21
3/5	* Oregon	A	W	23-18
3/6	* Oregon	H	W	17-12
	* NWC contest (6th place)			

1915-16**16-5, 5-3****PACIFIC COAST CONFERENCE CO-CHAMPIONS****Head Coach:** E.J. Stewart

	* California	H	W	26-17
	* California	H	L	14-26
	Whitman	A	L	8-13
1/18	Washington State	A	L	21-23
	Idaho	A	W	19-17
	Gonzaga	A	W	27-15
1/21	* Washington	A	L	21-24
1/22	* Washington	A	W	25-22
	OAC Alumni	H	W	21-18
2/4	* Washington	H	W	26-21
2/5	* Washington	H	W	25-9
	Whitman	H	W	23-19
	Whitman	H	W	24-12
	Idaho	H	W	35-14
	Stanford	A	W	28-10
	* California	A	L	22-27
	* California	A	W	29-20 ot
	Medford H.S.	A	W	22-6
	Ashland H.S.	A	W	46-13
2/25	Washington State	H	W	25-17
	Willamette	A	W	17-13
	* PCC contest (t-1st place)			

1916-17**11-7, 7-6****Head Coach:** Everett May

	OAC Alumni	H	W	34-6
	McMinnville Firemen	A	W	25-5
	McMinnville College		W	28-15
	Pacific	A	L	25-34
1/16	* Oregon	A	W	41-8
1/17	* Oregon	A	W	24-7
1/19	* Oregon	H	W	25-14
1/20	* Oregon	H	W	29-10
	Pacific	H	W	42-9
2/5	* Washington	H	L	20-27
2/6	* Washington	H	W	27-14
2/9	* Washington State	H	L	17-28
2/15	* Washington	A	L	3-11
2/16	* Washington	A	L	13-25
	* California	A	L	24-28 ot
	* California	A	L	11-20
	* Stanford	A	W	23-17
	* Stanford	A	W	19-13
	* PCC contest (4th place)			

1917-18

15-0, 10-0

PACIFIC COAST CONFERENCE NORTH CHAMPIONS

Head Coach: Howard Ray

	Mt. Angel College	A	W	26-3
	Willamette	A	W	10-9
	Pacific		W	25-14
	Chemawa Indians		W	34-16
	Pacific		W	38-26
1/25	* Washington	A	W	19-8
1/26	* Washington	A	W	20-8
2/1	* Oregon	H	W	28-8
2/2	* Oregon	H	W	28-7
2/11	* Washington State	H	W	36-17
2/12	* Washington State	H	W	25-12
2/15	* Washington	H	W	41-9
2/16	* Washington	H	W	36-12
2/22	* Oregon	A	W	24-6
2/23	* Oregon	A	W	17-6

* PCC contest (1st place North)

1918-19

3-13, 3-9

Head Coach: H.W. Hargiss

1/30	* Washington State	H	L	17-36
1/31	* Washington State	H	L	9-41
	Idaho	A	L	13-39
	Idaho	A	L	11-51
	Whitman	A	L	26-37
	Walla Walla YMCA	A	L	14-41
2/7	* Washington State	A	L	20-31
2/8	* Washington State	A	W	36-31
2/10	* Washington	H	W	24-16
2/11	* Washington	H	W	18-17
2/14	* Oregon	H	L	17-27
2/15	* Oregon	H	L	16-36
2/21	* Washington	A	L	17-18
2/22	* Washington	A	L	16-28
2/28	* Oregon	A	L	17-34
3/1	* Oregon	A	L	23-28

* PCC contest (4th place North)

1919-20

7-12, 5-7

Head Coach: H.W. Hargiss

	Multnomah AAC		L	21-27
	Whitman		W	26-24 ot
	Willamette	A	L	25-26
	Willamette	H	W	25-18
1/30	* Washington	A	L	20-22
1/31	* Washington	A	W	20-12
2/6	* Washington State	H	W	31-11
2/7	* Washington State	H	W	26-23
2/9	* Washington	H	W	31-10
2/10	* Washington	H	W	17-16
2/13	* Oregon	H	L	20-22
2/14	* Oregon	H	L	21-37
	Whitman	A	L	16-50
	Whitman	A	L	22-42
2/20	* Washington State	A	L	34-50
2/21	* Washington State	A	L	21-40
	Idaho	A	L	21-30
	* Stanford	H	L	27-41
	* Stanford	H	L	15-34

* PCC contest (t-4th place)

Note: Final two games vs. Oregon cancelled due to flu epidemic.

1920-21

6-17, 2-14

Head Coach: R.B. Rutherford

	Multnomah AAC		W	29-22
	Willamette		L	26-27
	Willamette		L	19-36
	Chemawa Indians		W	31-17
	Chemawa Indians		W	28-25
	* Stanford	A	L	19-32
	* Stanford	A	L	25-33
	* California	A	L	16-33

	* California	A	L	10-31
2/4	* Oregon	H	L	29-30
2/5	* Oregon	H	L	22-25
2/11	* Oregon	A	L	13-42
2/12	* Oregon	A	L	19-37
	* California	H	L	19-24
	* California	H	L	10-22
	Idaho	H	W	24-23 ot
	Idaho	H	L	18-29
2/25	* Washington State	H	W	36-31
2/26	* Washington State	H	L	15-27
3/4	* Washington	A	L	24-29
3/5	* Washington	A	L	19-47
3/7	* Washington State	A	L	18-26
3/8	* Washington State	A	W	35-25

* PCC contest (6th place)

1921-22

21-2, 10-2

Head Coach: R.B. Rutherford

	Arleta Club, Portland	A	W	54-5
	McMinnville College	A	W	38-15
	Independence A.L.	A	W	44-13
	S. Parkway, Portland	A	W	46-14
	Columbia A.C., Astoria	A	W	30-16
	Whitman		W	36-18
	Whitman	H	W	50-8
1/17	* Washington	H	L	30-39
1/18	* Washington	H	L	31-32
	* Stanford	H	W	37-24
	* Stanford	H	W	25-14
2/3	* Oregon	A	W	39-19
2/4	* Oregon	A	W	35-18
2/10	* Oregon	H	W	41-19
2/11	* Oregon	H	W	34-21
	Willamette	A	W	50-16
	Willamette		W	43-13
	Nevada		W	44-15
	Nevada		W	27-15
2/24	* Washington	A	W	26-21
2/25	* Washington	A	W	31-27 ot2
2/27	* Washington State	A	W	32-19
2/28	* Washington State	A	W	29-20

* PCC contest (2nd place)

1922-23

19-7, 4-4

Head Coach: Bob Hager

	Sacramento A.L.	A	W	28-18
	Grass Valley Golds	A	W	28-16
	Amblers A.C., Stockton	A	W	41-11
	St. Ignatius College	A	L	15-17 ot
	Oakland YMCA	A	W	76-21
	Nevada	A	W	26-11
	Nevada	A	W	15-6
	Livermore Cowboys	A	W	16-13
	Athens Club, Oakland	A	L	20-27
	Woodland	A	W	21-19
	Marysville A.L.	A	W	28-18
	Willamette	H	W	38-19
	Whitman	H	W	28-17
	* Idaho	H	L	22-23
1/27	* Washington	H	W	35-28
	Willamette	H	W	39-13
2/2	* Oregon	H	W	42-33
2/3	Oregon	H	W	39-15
2/6	* Washington State	H	W	24-15
2/9	* Oregon	A	L	24-31
2/10	Oregon	A	L	29-38
2/17	* Washington	A	W	28-25
2/19	* Washington State	A	L	16-19
	* Idaho	A	L	21-36
	Whitman		W	24-22
	Multnomah AAC		W	37-29

* PCC contest (t-3rd place North)

1923-24

20-5, 6-2

Head Coach: Bob Hager

Oakland K. of C.	A	W	24-18
YMI	A	W	22-21
St. Ignatius College	A	L	19-21
Livermore Cowboys	A	L	19-34
Long Beach YMCA	A	W	24-16
Orange AC	A	W	24-18
Alhambra AC	A	W	32-18
Fresno State	A	W	39-25
Amblers AC, Stockton	A	W	32-18
Pacific	H	W	55-11
Whitman	A	W	34-21
* Idaho	A	W	23-22 ot
1/21 * Washington State	A	W	24-19
Gonzaga	A	W	27-18
1/25 * Washington	A	L	20-27
Multnomah AAC	A	W	27-20
2/2 * Washington	H	W	33-26
2/8 * Oregon	A	L	20-25
2/9 Oregon	A	L	20-27
Gonzaga	H	W	19-11
Whitman	H	W	41-16
* Idaho	H	W	20-16
2/25 * Washington State	H	W	28-20
2/29 * Oregon	H	W	22-17
3/1 Oregon	H	W	28-22

* PCC contest (2nd place North)

1924-25

29-8, 7-2

PACIFIC COAST CONFERENCE NORTH CHAMPIONS

Head Coach: Bob Hager

Linfield	H	W	28-0
Independence A.L.		W	(NA)
Amblers AC, Stockton	A	L	16-39
YMI	A	L	21-22
Ellery Arms Co., S.F.	A	W	33-25
St. Ignatius College	A	W	33-9
Hollywood AG	A	L	22-35
UCLA	A	W	21-15
Whittier	A	W	20-12
Fresno State	A	W	19-12
Grass Valley Golds	A	W	30-22
Independence A.L.		W	45-8
Pacific		W	32-16
1/17 * Washington	A	L	17-32
Gonzaga	A	W	22-21
1/20 * Washington State	A	W	18-14
* Idaho	A	W	19-18
Whitman	A	W	12-11
Multnomah AAC	A	W	(NA)
Whitman	H	W	40-18
* Montana	H	W	24-22
1/30 * Washington	H	W	27-16
Willamette	H	W	45-19
2/7 * Oregon	H	L	19-22
2/10 * Washington State	H	W	30-17
2/11 * Idaho	H	W	24-15
2/14 Gonzaga	H	W	26-13
2/20 * Oregon	A	W	34-30
Multnomah AAC		W	38-24
Willamette		W	39-18
2/28 USC	H	W	30-22
3/5 # Oregon	A	W	15-12
3/7 # Oregon	H	L	21-23
3/9 # ^ Oregon	N	W	27-26
% California	H	W	32-25
% California	H	L	17-32
% California	H	L	19-33

* PCC contest (t-1st place North)
 # PCC Northern Division Playoffs
 ^ at Salem, Ore.
 % PCC Playoffs (Corvallis, Ore.)

1925-26

18-6, 6-4

Head Coach: Bob Hager

Albany College	H	W	82-16
Auburn Cubs	A	W	33-30
Amblers AC, Stockton	A	W	28-17
YMI	A	L	17-29
Oakland K. of C.	A	W	30-20
Pacific Coast Club	A	W	35-27
Hollywood AC	A	W	27-23
UCLA	A	L	22-32
Whittier	A	W	35-15
Fresno State	A	W	28-22
Gonzaga	H	W	32-22
* Montana	H	W	31-19
Multnomah AAC	A	W	35-23
Whitman	H	W	27-21
1/29 * Washington	H	W	28-21
* Idaho	H	W	31-24
2/9 * Washington State	H	W	31-24
2/13 * Oregon	H	L	17-32
2/16 * Washington	A	L	21-29
2/19 * Oregon	A	L	15-25
Whitman	A	W	30-29
* Idaho	A	L	14-23
2/25 * Washington State	A	W	31-20
* Montana	A	W	38-15

* PCC contest (2nd place North)

1926-27

14-11, 4-6

Head Coach: Bob Hager

Portland Checkerboards		W	30-15
Ashland Normal	A	L	32-33
Auburn Cubs	A	L	27-28
Amblers AC Stockton	A	W	31-22
YMI	A	L	29-30
Olympic Club	A	W	29-19
Pacific Coast Club	A	W	24-13
Hollywood AC	A	W	27-20
UCLA	A	L	22-32
Pasadena A & CC	A	L	35-36
Willamette		W	35-16
Multnomah AAC		W	24-18
Gonzaga		W	36-24
* Idaho	H	L	28-29
City of Portland	H	W	55-14
Salem Black Cats		W	29-28
* Montana	H	W	48-35
2/7 * Washington State	H	W	30-19
2/11 * Oregon	H	L	12-28
* Idaho	A	L	17-24
2/15 * Washington State	A	W	22-21
* Montana	A	L	25-38
2/20 * Washington	A	L	27-41
2/22 * Oregon	A	L	25-34
2/25 * Washington	H	W	31-27

* PCC contest (4th place North)

1927-28

15-16, 4-6

Head Coach: Bob Hager

Portland Checkerboards		W	55-21
U.S. Nat. Bank Portland	H	W	58-15
Dallas Town Team	H	W	99-4
Linfield	H	W	47-8
Corvallis Town Team	H	W	106-19
BYU	A	W	37-22
Pratt Brook Store, Den.	A	W	27-26
Creighton	A	L	28-34
Creighton	A	L	16-17
Cook Paint Co., St. L.	A	L	21-55
St. Louis University	A	L	23-24
Lombard	A	W	25-14
Loyola of Chicago	A	L	19-29
Wisconsin	A	L	21-36
Chicago	A	L	23-26

	Marquette	A	L	15-16
	Montana State	A	L	36-55
	Gonzaga		W	44-25
	Whitman		W	34-27
	* Idaho	H	W	31-28
1/23	* Washington State	H	W	32-14
1/27	* Washington	H	L	22-23
2/4	* Oregon	A	W	25-24
	* Montana	H	W	31-12
2/11	* Oregon	H	L	23-28
2/18	* Washington	A	L	26-29
	* Montana	A	L	43-44
	* Idaho	A	L	20-22
2/24	* Washington State	A	L	21-28
	Whitman	A	L	29-39
	Linfield		W	43-16

* PCC contest (t-3rd place North)

1928-29 **12-8, 4-6**

Head Coach: Slats Gill

	Multnomah AAC		W	47-20
	Portland Checkerboards		W	39-24
	Puget Sound	A	W	45-27
	Tacoma Sciots	A	L	34-36 ot
	Willamette	A	W	39-31
	Willamette		L	21-24
	Multnomah AAC		W	38-18
	Gonzaga		W	36-20
	Willamette		W	46-22
1/19	* Washington State	A	L	18-30
	* Idaho	A	W	23-22
	Gonzaga	A	W	32-30
	* Montana	A	W	29-25
1/25	* Washington	A	L	24-35
2/1	* Oregon	H	L	21-30
	* Montana	H	W	28-26
2/9	* Oregon	A	L	26-35
2/15	* Washington State	H	L	26-35
	* Idaho	H	W	44-39
2/23	* Washington	H	L	28-37

1929-30 **14-13, 7-9**

Head Coach: Slats Gill

	Multnomah AAC		W	25-18
	Olympic Club	A	L	24-33
	YMI	A	L	24-33
	Santa Clara	A	W	36-30
	Stanford	A	W	29-24
	St. Mary's	A	L	21-29
	St. Mary's	A	W	33-20
	Pacific (Calif.)	A	L	24-26
	Chico State	A	W	42-24
	Willamette		W	34-25
	Willamette		W	39-36
	* Idaho	H	L	23-41
	* Idaho	H	W	40-27
1/13	* Washington State	H	L	27-40
1/14	* Washington State	H	L	27-28
1/17	* Washington	A	W	34-24
1/18	* Washington	A	L	24-36
1/27	* Washington	H	W	34-32
1/28	* Washington	H	W	19-17
2/1	* Oregon	A	L	29-37
2/7	* Oregon	H	L	27-34
2/8	* Oregon	A	W	29-28
	* Idaho	A	W	37-28
	* Idaho	A	L	30-41
2/17	* Washington State	A	L	25-28
2/18	* Washington State	A	W	29-27
2/22	* Oregon	H	L	33-34

* PCC contest (4th place North)

1930-31 **19-9, 9-7**

Head Coach: Slats Gill

	Multnomah AAC		W	43-31
	Multnomah AAC		W	50-28
	Chico State	A	W	47-29
	YMI	A	W	37-35
	California	A	W	26-25
	Olympic Club	A	W	31-24
	Rossi Florists	A	W	37-21
	San Francisco	A	L	18-28
	Athens Club	A	L	31-32
	Gonzaga	H	W	43-30
	Willamette	H	W	35-24
1/9	* Washington State	A	W	29-23
1/10	* Washington State	A	L	24-30
	* Idaho	A	W	52-30
	* Idaho	A	W	41-34
	Gonzaga		W	47-24
1/19	* Washington State	H	W	21-20
1/20	* Washington State	H	L	30-44
1/26	* Washington	H	L	23-31
1/27	* Washington	H	W	37-23
1/31	* Oregon	H	W	40-26
2/6	* Washington	A	L	30-39
2/7	* Washington	A	L	26-28
	* Idaho	H	W	37-24
	* Idaho	H	W	47-40
2/21	* Oregon	A	L	32-39
2/27	* Oregon	H	L	22-29
2/28	* Oregon	A	W	36-27

* PCC contest (3rd place North)

1931-32 **12-12, 8-8**

Head Coach: Slats Gill

	Willamette		W	42-32
	Multnomah AAC		W	48-23
	Salem Florsheims		W	35-32
	California	A	L	22-27
	Olympic Club	A	W	28-26
	San Francisco	A	L	28-40
	Stanford	A	L	32-45
1/8	* Washington	A	W	26-24 ot
1/9	* Washington	A	L	27-30
	* Idaho	H	W	33-31
	* Idaho	H	W	35-28
1/22	* Washington	H	W	30-14
1/23	* Washington	H	L	27-32 ot
1/30	* Oregon	A	L	20-21
2/5	* Washington State	A	L	22-31
2/6	* Washington State	A	L	22-33
	* Idaho	A	W	24-23
	* Idaho	A	W	31-26
	Gonzaga		L	24-27
2/15	* Washington State	H	L	24-28
2/16	* Washington State	H	L	26-28
2/20	* Oregon	H	L	25-28
2/26	* Oregon	A	W	37-31
2/27	* Oregon	H	W	26-20

* PCC contest (3rd place North)

1932-33 **21-6, 12-4**

PACIFIC COAST CONFERENCE CHAMPIONS

Head Coach: Slats Gill

	Oregon Normal		W	36-24
	Willamette		W	38-23
	Multnomah AAC		W	48-29
	Union Oil		W	36-29
	Union Oil		W	36-18
	Union Oil		W	47-29
	DeNeffe's, Eugene	H	W	61-20
1/6	* Washington State	A	W	25-22
1/7	* Washington State	A	L	20-27
	* Idaho	A	W	32-31 ot
	* Idaho	A	W	29-25

1/16	* Washington State	H	W	26-14
1/17	* Washington State	H	L	31-34 ot
1/23	* Washington	H	W	42-34
1/24	* Washington	H	L	24-30
2/3	* Washington	A	W	33-29
2/4	* Washington	A	W	32-26
2/7	* Oregon	H	W	31-21
	* Idaho	H	W	46-26
	* Idaho	H	L	26-30
2/18	* Oregon	A	W	29-18
	Multnomah AAC		L	28-36
3/3	* Oregon	H	W	32-27 ot
3/4	* Oregon	A	W	34-24
3/10	# USC	H	W	35-33
3/11	# USC	H	L	28-39
3/13	# USC	H	W	24-19
	* PCC contest (1st place North)			
	# PCC Playoffs (Corvallis, Ore.)			

1933-34 **14-10, 7-9**

Head Coach: Slats Gill

	Multnomah AAC		W	44-22
	Union Oil		L	27-31
	Union Oil		W	28-22
	Multnomah AAC		W	25-24
	Union Oil		W	26-23
	Willamette		W	41-24
	Southern Oregon	H	W	71-29
	Southern Oregon		W	40-30
1/5	* Washington State	H	W	28-16
1/6	* Washington State	H	L	24-26
1/13	* Oregon	A	L	26-30
1/19	* Oregon	H	W	16-9
	* Idaho	A	L	25-31
	* Idaho	A	W	32-23
1/26	* Washington State	A	W	26-23
1/27	* Washington State	A	L	15-24
2/2	* Washington	H	W	25-21
2/3	* Washington	H	W	28-18
	* Idaho	H	W	40-14
	* Idaho	H	L	22-34
2/16	* Washington	A	L	21-24
2/17	* Washington	A	L	26-35
3/2	* Oregon	A	L	25-33
3/3	* Oregon	H	L	21-24
	* PCC contest (3rd place North)			

1934-35 **19-9, 12-4**

PACIFIC COAST CONFERENCE NORTH CHAMPIONS

Head Coach: Slats Gill

	Multnomah AAC		W	44-38
	Union Oil		L	30-38
	Willamette		W	34-23
	Union Oil		L	31-32
	Astoria All-Stars	A	W	60-16
	Multnomah AAC		L	20-28
	Union Oil		W	29-20
	Pacific University	H	W	53-11
	Willamette		W	25-18
1/7	* Washington State	H	W	25-19
1/8	* Washington State	H	W	38-28
1/12	* Oregon	H	W	47-18
1/18	* Washington	A	L	25-30
1/19	* Washington	A	L	25-30
1/25	* Washington	H	W	31-26
1/26	* Washington	H	W	28-17
2/2	* Oregon	A	W	33-31
	* Idaho	H	W	25-18
	* Idaho	H	W	34-18
2/16	* Oregon	H	W	34-27
2/22	* Washington State	A	L	27-30
2/23	* Washington State	A	W	36-22
	* Idaho	A	W	26-24
	* Idaho	A	W	35-27

3/2	* Oregon	A	L	28-29
3/8	# USC	H	W	38-35
3/9	# USC	H	L	31-36
3/11	# USC	H	L	31-32
	* PCC contest (1st place North)			
	# PCC Playoffs (Corvallis, Ore.)			

1935-36 **16-9, 10-6**

Head Coach: Slats Gill

	Union Oil		W	35-32
	Willamette		W	30-29
	Multnomah AAC		W	39-19
	Union Oil		L	24-27
	Union Oil		W	36-25
1/2	USC	A	W	45-40 ot
1/3	USC	A	L	36-50
	* Idaho	H	W	31-24
	* Idaho	H	W	45-19
1/17	* Oregon	A	L	27-29
1/21	* Washington State	A	W	27-26
1/22	* Washington State	A	L	31-32
	* Idaho	A	W	22-21
	* Idaho	A	W	33-22
2/3	* Washington	H	L	33-51
2/4	* Washington	H	L	31-35
2/8	* Oregon	H	W	49-23
2/14	* Washington State	H	W	33-26
2/15	* Washington State	H	W	41-26
2/22	* Oregon	A	W	28-26
2/28	* Oregon	H	W	35-29
3/6	* Washington	A	L	30-39
3/7	* Washington	A	L	19-25
	# Stanford	N	W	33-23
3/26	# Washington	A	L	29-35
	* PCC contest (2nd place North)			
	# Olympic Trials Regional (Seattle, Wash.)			

1936-37 **11-15, 5-11**

Head Coach: Slats Gill

	Oregon Normal		W	44-24
	Wagner's All-Stars		W	43-38
	UCLA	H	L	38-40
	Union Oil		W	31-27
	Multnomah AAC		W	37-26
	Southern Oregon		W	27-25
	Union Oil		L	24-31
	Union Oil		W	26-21
	Union Oil		L	29-35
	Willamette		L	28-31
1/11	* Washington State	H	L	20-23
1/12	* Washington State	H	L	32-37
1/15	* Oregon	H	L	34-35
1/22	* Washington	A	L	31-37
1/23	* Washington	A	L	28-38
1/29	* Washington	H	W	28-27
1/30	* Washington	H	W	40-22
2/6	* Oregon	A	L	31-44
	* Idaho	H	W	42-17
	* Idaho	H	L	23-30
2/20	* Oregon	H	L	26-33
2/26	* Oregon	A	L	31-35
	* Idaho	A	W	34-30
	* Idaho	A	W	28-23
3/5	* Washington State	A	L	17-22
3/6	* Washington State	A	L	23-42
	* PCC contest (4th place North)			

1937-38 **17-16, 6-14**

Head Coach: Slats Gill

	Multnomah AAC		W	32-28
	Portland	H	W	39-18
	UCLA	H	W	39-25
	Union Oil		W	38-34 ot
	Multnomah AAC		W	32-28

	California	H	L	34-46
	Eastern Oregon		W	37-27
	Whitman		W	38-36
	Whitman		W	39-27
	Astoria All-Stars		W	35-32
	Portland		W	34-28
	Multnomah AAC		L	35-37
	Multnomah AAC		W	47-42
1/4	* Washington State	H	L	31-41
1/5	* Washington State	H	L	21-25
1/14	* Oregon	A	L	32-38
1/15	* Oregon	H	W	36-32
	* Montana	H	W	46-36
	* Montana	H	W	43-13
1/25	* Washington State	A	L	29-41 ot
1/26	* Washington State	A	L	25-26 ot
	* Idaho	A	L	24-49
	* Idaho	A	L	26-29
2/4	* Washington	H	W	43-28
2/5	* Washington	H	L	25-27
	* Montana	A	W	57-47 ot
	* Montana	A	W	37-28
2/14	* Washington	A	L	29-37
2/15	* Washington	A	L	30-40
	* Idaho	H	L	32-34
	* Idaho	H	L	22-29
2/26	* Oregon	A	L	22-40
3/5	* Oregon	H	L	33-38
	* PCC contest (5th place North)			

1938-39

13-11, 6-10

Head Coach: Slats Gill

	Portland		W	48-28
	Packards		W	41-28
	Multnomah AAC	A	W	66-44
	Signal Oil		L	36-37
	Multnomah AAC		W	47-29
	Signal Oil		W	49-28
	Signal Oil		W	44-29
	Packards		W	53-22
1/3	* Washington State	H	L	19-30
1/4	* Washington State	H	L	25-38
1/13	* Oregon	H	L	26-31
1/20	* Washington	A	L	21-34
1/21	* Washington	A	L	20-30
1/27	* Oregon	A	L	39-46
2/3	* Washington	H	L	35-41
2/4	* Washington	H	W	48-41
	* Idaho	H	W	42-29
	* Idaho	H	W	35-30
2/18	* Oregon	H	W	50-31
2/24	* Oregon	A	L	37-48
	* Idaho	A	W	48-41
	* Idaho	A	W	32-30
3/3	* Washington State	A	L	41-47
3/4	* Washington State	A	L	35-42
	* PCC contest (4th place North)			

1939-40

27-11, 12-4

PACIFIC COAST CONFERENCE NORTH CHAMPIONS

Head Coach: Slats Gill

12/6	Willamette	A	W	38-20
12/9	Willamette	H	W	52-30
	Multnomah AAC	A	W	59-34
	@ Signal Oil	N	W	50-31
12/15	Utah State	A	W	39-38
12/16	Utah State	A	W	41-39
	Utah	A	L	37-53
	Utah	A	L	20-39
	BYU	A	W	57-30
	BYU	A	L	42-47
	Idaho South Branch	A	L	31-38
	% Michigan State	N	W	38-33
	% Michigan State	N	L	26-36

	* Idaho	H	W	48-36
	* Idaho	H	W	42-38
1/12	* Oregon	A	W	35-31
1/16	* Washington State	A	L	40-47
1/17	* Washington State	A	W	33-31
	* Idaho	A	W	40-28
	* Idaho	A	W	20-18
1/29	* Washington	H	W	45-26
1/30	* Washington	H	W	49-32
2/4	* Oregon	H	W	28-27
2/9	* Washington State	H	L	37-46
2/10	* Washington State	H	W	44-40
2/17	* Oregon	A	W	33-27
2/23	* Oregon	H	L	38-41
3/1	* Washington	A	W	46-31
3/2	* Washington	A	L	35-41
3/8	# USC	A	L	41-54
3/9	# USC	A	L	25-62
	\$ Coca Cola	N	W	41-35
	\$ Cromwell's	N	W	43-20
	\$ Charlie Chan's	N	W	53-33
	Hawaii	A	W	49-39
	\$ South Seas	N	W	56-38
	\$ EWA Plantation	N	W	83-25
	\$ All-Stars	N	W	38-25

* PCC contest (1st place North)

@ at The Dalles, Ore.

% at Astoria, Ore.

PCC Playoffs (Los Angeles)

\$ at Hawaii

1940-41

19-9, 9-7

Head Coach: Slats Gill

	Idaho South Branch	A	W	41-29
	Utah State	A	W	43-26
	Utah State	A	W	39-34
	Colorado	A	L	29-38
	Colorado	A	L	41-42
	@ Colorado State	N	W	33-31
	@ Colorado College	N	W	42-36 ot
	Denver	A	W	27-20
	# Willamette	N	W	47-43
	Nebraska	H	W	61-38
	Utah	H	W	42-37
	Utah	H	W	42-36
1/7	* Washington State	H	W	45-39
1/8	* Washington State	H	W	44-42
1/17	* Oregon	H	L	31-41
1/24	* Washington	A	L	34-40
1/25	* Washington	A	L	33-34
1/31	* Washington	H	W	36-23
2/1	* Washington	H	W	34-28
2/8	* Oregon	A	L	35-36 ot
	* Idaho	H	W	43-19
	* Idaho	H	W	41-35
2/22	* Oregon	H	W	24-23
2/27	* Oregon	A	L	36-37
	* Idaho	A	L	35-42
	* Idaho	A	W	41-32
3/7	* Washington State	A	L	37-42
3/8	* Washington State	A	W	50-45
	* PCC contest (2nd place North)			
	@ at Denver, Colo.			
	# at Baker, Wash.			

1941-42

18-9, 11-5

PACIFIC COAST CONFERENCE NORTH CHAMPIONS

Head Coach: Slats Gill

12/11	Willamette	A	W	44-34
12/20	Multnomah AAC	A	W	47-31
12/22	@ Utah State	N	W	46-30
12/27	St. Bonaventure	A	W	38-33
12/29	Manhattan	A	W	47-34
1/1	Butler	A	L	29-35

1/2	% Texas A&M	N	W	36-30
1/3	Bradley	A	L	46-47
1/12	* Washington State	H	W	52-47 ot
1/13	* Washington State	H	L	45-53
1/19	* Washington	H	W	45-35
1/20	* Washington	H	L	38-43
1/24	* Oregon	A	L	45-47
1/30	* Washington State	A	W	36-34
1/31	* Washington State	A	L	48-53
	* Idaho	A	W	47-45 ot
	* Idaho	A	W	34-29
2/7	* Oregon	H	W	50-39
2/13	* Oregon	H	W	27-26
2/14	* Oregon	A	W	49-45
2/20	* Washington	A	L	40-47
2/21	* Washington	A	W	51-41
	* Idaho	H	W	49-30
	* Idaho	H	W	53-30
	# Stanford	A	L	28-41
	# Stanford	A	W	42-33
	# Stanford	A	L	35-40

* PCC contest (1st place North)

@ at Baker, Wash.

% at Springfield, Ill.

PCC Playoffs (Palo Alto, Calif.)

1942-43 **19-9, 8-8**

Head Coach: Slats Gill				
12/15	Willamette	H	W	35-18
12/16	Camp Adair	H	W	41-31
12/18	Bruno Studio	H	W	58-37
	City College NY	A	W	45-34
	Wayne University	A	W	41-29
	Michigan State	A	W	33-29
	Bradley	A	L	41-42 ot
	Washington-St. Louis	A	W	40-32
	Camp Adair	H	W	55-24
	Vancouver Ramblers	H	W	54-47
	Vancouver Ramblers	H	W	53-39
	Willamette	H	W	46-28
1/19	* Washington	H	W	42-39
1/20	* Washington	H	L	39-44
	* Idaho	A	W	52-49
	* Idaho	A	L	44-56
2/1	* Washington State	A	L	35-44
2/2	* Washington State	A	L	52-55
	* Idaho	H	W	48-32
	* Idaho	H	W	57-51
2/12	* Oregon	H	W	46-36
2/13	* Oregon	A	L	35-50
2/19	* Oregon	H	L	38-42
2/20	* Oregon	A	W	41-31
2/23	* Washington State	H	W	51-35
2/24	* Washington State	H	W	43-34
3/5	* Washington	A	L	33-53
3/6	* Washington	A	L	35-44

1943-44 **8-16, 5-11**

Head Coach: Slats Gill				
12/10	Willamette	H	W	28-23
12/11	Albina Shipyards	H	L	39-47
12/12	Tillamook N.S.	H	W	39-30
12/16	Tillamook N.S.	A	W	38-36
12/20	Pacific Packards	H	L	43-49 ot
12/21	Pacific Packards	H	L	31-33
12/31	Willamette	A	L	27-35
1/3	Albina Shipyards	A	L	29-45
1/7	* Idaho	A	W	39-34
1/8	* Idaho	A	W	38-34
1/10	* Washington State	A	L	41-45
1/11	* Washington State	A	L	35-49
1/15	* Oregon	A	L	33-52
1/24	* Washington	H	L	33-38

1/25	* Washington	H	L	36-42
1/29	* Oregon	H	L	38-43 ot
2/4	* Washington	A	L	30-54
2/5	* Washington	A	L	29-56
2/11	* Idaho	H	W	34-29
2/12	* Idaho	H	W	52-48 ot
2/18	* Oregon	A	L	38-46
2/19	* Oregon	H	L	39-42
2/25	* Washington State	H	L	45-52
2/26	* Washington State	H	W	55-44

* PCC contest (t-3rd place North)

1944-45 **20-8, 10-6**

Head Coach: Slats Gill				
11/24	Willamette	H	W	43-30
11/25	Willamette	A	W	36-30
11/28	Oregon Med. School	H	W	35-31
11/30	Astoria N.A.S.	H	W	44-38
12/2	Seattle Coast Guard	H	W	43-34
12/5	Tillamook N.A.S.	H	W	49-31
12/8	Willamette	H	W	48-31
12/9	Willamette	A	W	33-27
	Fee's Music Makers	H	L	26-43
	Tillamook N.A.S.	A	W	47-27
12/29	Fee's Music Makers	A	W	40-25
12/30	Oregon Med. School	A	L	31-44
1/5	* Washington	A	L	45-48
1/6	* Washington	A	L	22-42
1/13	* Oregon	H	L	44-51
1/16	* Washington State	H	W	54-32
1/17	* Washington State	H	W	48-36
1/23	* Washington	H	W	57-43
1/24	* Washington	H	W	63-43
1/30	* Washington State	A	L	31-46
1/31	* Washington State	A	W	45-42 ot2
	* Idaho	A	W	43-35
	* Idaho	A	L	31-32
2/10	* Oregon	A	W	55-51
2/17	* Oregon	H	W	45-43
	* Idaho	H	W	50-28
	* Idaho	H	W	44-33
3/3	* Oregon	A	L	38-47

* PCC contest (3rd place North)

1945-46 **13-11, 10-6**

Head Coach: Slats Gill				
12/7	@ Seattle Coast Guard	N	W	39-37 ot2
12/8	@ Seattle Coast Guard	N	W	49-31
12/11	NW Insulators	H	L	35-38
12/15	Fee's Rollerdom	H	W	51-50
12/18	Fee's Rollerdom	H	L	46-60
12/21	DePaul	A	L	40-59
12/25	City College NY	A	L	27-43
12/28	Nebraska	A	L	40-48
1/4	* Idaho	H	W	49-40
1/5	* Idaho	H	W	49-45
1/12	* Oregon	A	W	50-47
1/18	* Oregon	H	L	48-53 ot
1/19	* Oregon	A	W	59-45
1/25	* Idaho	A	L	37-42
1/26	* Idaho	A	L	38-43
1/28	* Washington State	A	W	50-48
1/29	* Washington State	A	L	34-49
2/4	* Washington	H	W	53-37
2/5	* Washington	H	W	58-48
2/15	* Washington State	H	W	63-43
2/16	* Washington State	H	W	54-33
2/22	* Washington	A	L	41-47
2/23	* Washington	A	W	55-36
3/2	* Oregon	H	L	41-42 ot

* PCC contest (2nd place North)

@ at Astoria, Ore.

1946-47

28-5, 13-3

PACIFIC COAST CONFERENCE CHAMPIONS

NCAA TOURNAMENT

Head Coach: Slats Gill

12/3	Preferred Stocks	H	W	75-31
12/6	@ Bruno Studio	N	W	65-30
12/7	@ Bruno Studio	N	W	84-31
12/10	Willamette	H	W	66-29
12/14	Willamette	A	W	71-35
12/18	Bruno Studio	H	W	68-31
12/20	Portland All-Stars	A	W	46-17
12/21	Portland All-Stars	A	W	80-30
12/22	Fee's Rollerdom	A	W	89-37
12/23	Portland	A	W	58-38
12/26	Long Island	A	L	50-56
12/28	Canisius	A	W	48-40 ot
1/2	Portland	H	W	70-30
1/6	* Washington State	H	W	52-28
1/7	* Washington State	H	W	53-30
1/11	* Oregon	H	W	73-69 ot
1/17	* Oregon	A	W	58-45
1/24	* Washington	A	W	59-37
1/25	* Washington	A	L	44-60
1/31	* Washington	H	W	56-52 ot
2/1	* Washington	H	W	84-63
2/8	* Oregon	H	W	71-57
2/11	* Idaho	H	W	77-40
2/12	* Idaho	H	W	71-37
2/21	* Idaho	A	L	46-67
2/22	* Idaho	A	W	69-35
2/24	* Washington State	A	W	51-30
2/25	* Washington State	A	L	37-49
3/1	* Oregon	A	W	67-59
3/7	% UCLA	H	W	69-52
3/8	% UCLA	H	W	63-46
3/21	# Oklahoma	N	L	54-56
3/22	# Wyoming	N	W	63-46

* PCC contest (1st place North)

@ at Vancouver, Wash.

% PCC Playoffs (Corvallis, Ore.)

NCAA West Regional (Kansas City, Mo.)

1947-48

21-13, 10-6

Head Coach: Slats Gill

11/28	Portland	A	W	56-45	
11/29	Fee's Rollerdom	N	W	43-38	
12/1	Linfield	H	W	56-38	
12/2	Willamette	H	W	47-41	
12/6	Canisius	A	W	50-48	
12/9	City College NY	A	L	51-58	17,000
12/13	Linfield	A	W	56-32	
12/19	Oakland Bittners	H	W	73-63	
12/20	Oakland Bittners	H	W	56-52	
12/22	Sacramento Senators	H	L	60-77	
12/23	Sacramento Senators	H	L	51-59	
12/26	@ Stanford	N	L	48-53 ot	
12/27	San Francisco	A	L	42-44	
12/29	California	H	L	55-60	
12/30	California	H	W	63-47	
1/2	Portland	A	W	48-44	
1/3	Portland	H	W	64-54	
1/9	* Washington State	A	W	49-33	
1/10	* Washington State	A	W	43-38	
1/12	* Idaho	A	L	43-47	
1/13	* Idaho	A	W	59-39	
1/17	* Oregon	H	L	41-42	
1/30	* Washington	H	W	71-63	
1/31	* Washington	H	W	74-55	
2/6	* Washington	A	L	26-52	
2/7	* Washington	A	L	23-27	
2/16	* Idaho	H	W	52-45	
2/17	* Idaho	H	W	58-44	
2/20	* Oregon	A	L	54-58	
2/21	* Oregon	H	W	50-45	

2/27	* Washington State	H	W	65-49
2/28	* Washington State	H	W	58-52
3/6	* Oregon	A	L	44-62
3/9	# Washington	N	L	42-59

* PCC contest (t-1st place North)

@ at San Francisco, Calif.

PCC Northern Division Playoffs (Eugene)

1948-49

24-12, 12-4

PACIFIC COAST CONFERENCE CHAMPIONS

NCAA TOURNAMENT

Head Coach: Slats Gill

12/1	Portland	A	W	43-33
12/3	@ Utah State	N	W	52-38
12/4	Utah	A	L	42-53
12/10	Willamette	H	W	63-40
12/11	Portland	H	W	70-53
12/14	Willamette	A	W	43-41
12/17	Oakland Bittners	H	L	41-45
12/18	Oakland Bittners	H	L	40-52
12/20	Wyoming	H	W	55-50
12/21	Wyoming	H	L	52-53 ot
12/27	^ USC	N	L	40-60
12/28	^ Washington	N	W	64-62
12/30	^ UCLA	N	W	62-58
1/3	\$ Portland	N	W	61-45
1/7	* Washington	A	W	52-50
1/8	* Washington	A	L	43-54
1/17	* Idaho	H	W	42-31
1/18	* Idaho	H	W	69-53
1/28	* Washington	H	W	54-44
1/29	* Washington	H	W	49-45
2/4	* Idaho	A	L	39-51
2/5	* Idaho	A	W	47-35
2/7	* Washington St. (#17)	A	L	41-47
2/8	* Washington St. (#17)	A	W	42-34
2/18	* Washington State	H	W	52-47
2/19	* Washington State	H	W	51-42
2/25	* Oregon	A	L	54-61
2/26	* Oregon	H	W	42-38
3/4	* Oregon	A	W	79-72 ot2
3/5	* Oregon	H	W	47-45
3/11	# UCLA (#15)	H	W	53-41
3/12	# UCLA (#15)	H	L	39-47
3/14	# UCLA (#15)	H	W	41-35
3/18	\$ Arkansas	N	W	56-38
3/19	\$ Oklahoma State (#2)	N	L	30-55
3/25	% Illinois (#4)	N	L	53-57

* PCC contest (1st place North)

@ at Salt Lake City, Utah

^ at San Francisco, Calif.

\$ at McMinnville, Ore.

PCC Playoffs (Corvallis, Ore.)

\$ NCAA West Regional (Kansas City, Mo.)

% NCAA Final Four (Seattle, Wash.)

1949-50

13-14, 8-8

Head Coach: Slats Gill

12/1	Portland	A	W	51-46	
12/3	Canisius	A	L	45-58	
12/6	New York	A	W	49-45	
12/8	Wisconsin	A	W	49-36	
12/10	Minnesota	A	L	44-60	
12/16	Utah	H	W	53-41	5,694
12/17	Utah	H	L	42-51	5,673
12/19	Indiana	H	L	60-65	3,973
12/20	Indiana	H	L	53-58	3,394
12/27	Minnesota	H	L	41-51	7,368
	Stewart Chevrolet	H	W	54-46	4,510
1/3	* Washington State	H	L	38-42	6,137
1/4	* Washington State	H	W	54-53	6,114
1/13	* Oregon	H	W	65-49	8,030
1/20	* Washington State	A	L	39-53	
1/21	* Washington State	A	L	34-51	

1/23	* Idaho	A	W	48-37	
1/24	* Idaho	A	W	51-39	
2/3	* Washington	H	W	56-46	8,824
2/4	* Washington	H	L	44-52	6,715
2/10	* Oregon	A	L	34-45	
2/14	* Idaho	H	W	48-44	5,320
2/15	* Idaho	H	W	60-46	5,460
2/24	* Oregon	H	W	51-42	10,251
2/25	* Oregon	A	L	40-45	
3/3	* Washington	A	L	45-47	
3/4	* Washington	A	L	54-57	

* PCC contest (t-2nd place North)

Total Home Attendance — 87,463 (average 6,247)

Note: First season in Gill Coliseum.

1950-51 **14-18, 6-10**

Head Coach: Slats Gill

12/2	Canisius	A	L	47-59	
12/5	New York	A	L	65-75	
12/7	Bradley	A	L	74-77	
12/8	Illinois	A	L	51-74	
12/9	Indiana	A	L	45-72	
12/14	Phillips Oilers	H	L	46-56	6,427
12/19	Portland	A	L	53-58	
12/22	Pittsburgh	H	W	61-36	1,633
12/23	Pittsburgh	H	W	53-34	2,155
12/27	Stewart Chevrolet	H	L	25-57	2,812
12/29	Portland	H	W	65-60	3,950
1/2	* Idaho	A	W	51-43	
1/3	* Idaho	A	L	38-55	
1/5	* Washington State	A	L	42-49	
1/6	* Washington State	A	W	57-46	
1/12	* Washington (#12)	H	L	40-41	6,789
1/13	* Washington (#12)	H	W	46-41	8,029
	Portland	A	W	55-43	
1/26	* Oregon	A	L	53-62	
1/27	* Oregon	H	L	47-66	10,354
2/2	* Washington	A	L	38-74	
2/3	* Washington	A	L	36-40	
2/9	* Idaho	H	W	34-29	4,035
2/10	* Idaho	H	L	31-39	4,170
2/16	* Washington State	H	W	49-37	4,711
2/17	* Washington State	H	L	38-45	7,053
3/2	* Oregon	H	W	41-39	8,523
3/3	* Oregon	A	L	45-72	
	Hawaii	A	W	55-43	
	@ Univ. Motors	N	W	57-50	
	@ Bradley	N	W	75-45	
	@ Subpac	N	W	65-50	

* PCC contest (t-4th place North)

@ at Hawaii

Total Home Attendance — 70,641 (average 5,434)

1951-52 **9-19, 3-13**

Head Coach: Slats Gill

12/6	Stewart Chevrolet	H	L	44-54	1,996
	Portland	A	W	52-47	
	Portland	A	L	48-75	
12/14	Phillips Oilers	H	L	36-68	3,654
12/21	% California	N	W	61-59	
12/22	California	A	L	53-65	
	Ohio State	H	L	57-61	2,044
	Portland	H	L	43-52	3,882
12/31	Northwestern	H	W	69-58	1,283
1/4	* Washington State	H	W	53-45	4,605
1/5	* Washington State	H	L	44-54	5,070
1/11	* Washington (#6)	H	L	37-46	5,876
1/12	* Washington (#6)	H	L	41-49	6,863
1/18	* Idaho	A	L	64-65	
1/19	* Idaho	A	L	50-74	
1/21	* Washington State	A	L	44-56	
1/22	* Washington State	A	L	37-45	
	Bradley	H	W	57-53	5,338

2/2	Bradley	H	W	61-55	5,049
2/8	* Washington (#8)	A	L	56-69	
2/9	* Washington (#8)	A	L	37-54	
2/11	* Idaho	H	W	53-49	3,836
2/12	* Idaho	H	L	43-46	3,851
2/15	* Oregon	H	L	44-57	6,834
2/16	* Oregon	A	L	55-64	
2/29	* Oregon	A	W	55-52	
3/1	* Oregon	H	L	57-66	7,210

* PCC contest (5th place North)

% at San Francisco, Calif.

Total Home Attendance — 67,391 (average 4,493)

1952-53 **11-18, 6-10**

Head Coach: Slats Gill

12/1	@ Oregon	N	W	72-68 ot	
12/5	UCLA (#12)	H	L	63-73	4,313
12/6	UCLA (#12)	H	L	43-58	3,753
12/9	Portland	A	L	63-68	
12/12	Santa Clara	H	L	66-68	3,665
12/13	Santa Clara	H	W	69-68	3,442
12/19	BYU	H	L	66-69	2,491
12/20	BYU	H	W	67-65	2,542
12/26	UCLA (#20)	A	L	58-74	
12/27	UCLA (#20)	A	L	61-69	
12/29	% Stanford	N	W	58-46	
1/3	Portland	H	W	66-39	3,838
1/6	* Washington State	H	W	39-27	5,352
1/7	* Washington State	H	L	45-50	4,143
1/16	* Washington (#5)	A	L	54-77	
1/17	* Washington (#5)	A	L	56-68	
1/23	* Idaho	A	L	49-65	
1/24	* Idaho	A	W	59-55	
1/30	* Oregon	A	W	67-65	
1/31	* Oregon	H	L	63-73	9,859
2/3	* Idaho	H	L	62-64	3,436
2/4	* Idaho	H	W	78-52	3,924
2/13	* Washington (#3)	H	L	53-69	7,919
2/14	* Washington (#3)	H	L	60-73	9,779
2/20	* Washington State	A	L	50-56	
2/21	* Washington State	A	L	50-64	
2/27	* Oregon	H	W	75-74 ot	6,686
2/28	* Oregon	A	W	59-55	
3/7	Hawaii	A	L	58-74	

* PCC contest (4th place North)

@ at Portland, Ore.

% at San Francisco, Calif.

Total Home Attendance — 75,142 (average 5,009)

1953-54 **19-10, 11-5**

PACIFIC COAST CONFERENCE NORTH CHAMPIONS

Head Coach: Slats Gill

Swede Halbrook (So. C) — 21.2 ppg, 11.8 rpg

Tony Vlastelica (Jr. F) — 8.1 ppg

Tex Whiteman (Jr. C) — 6.6 ppg, 5.7 rpg

Bill Toole (Jr. G) — 4.9 ppg

12/4	Hawaii	H	W	73-54	4,127
12/5	Hawaii	H	W	55-50	3,821
12/12	Portland	H	W	84-65	3,286
12/19	Nebraska	H	W	83-55	4,326
12/21	Indiana (#1)	H	L	72-76	10,424
12/22	@ Indiana (#1)	N	W	67-51	
12/26	Ohio State	A	W	62-60	
12/28	\$ Duke	N	L	61-71	
12/29	\$ Tulane	N	L	70-74	
12/30	\$ North Carolina	N	W	65-53	
1/8	* Idaho	H	L	65-70	7,219
1/9	* Idaho	H	W	65-60	8,475
1/15	* Washington	A	W	61-49	
1/16	* Washington	A	W	54-51	
1/22	* Idaho	A	L	55-70	
1/23	* Idaho	A	W	69-53	
1/29	* Oregon	H	W	52-41	9,963
1/30	* Oregon	A	L	40-42	

2/5	* Washington State	H	W	65-41	6,480
2/6	* Washington State	H	W	65-54	7,291
2/12	* Washington	H	W	70-47	7,040
2/13	* Washington	H	L	47-51	9,303
2/19	* Washington State	A	W	51-49	
2/20	* Washington State	A	W	62-41	
2/26	* Oregon	A	L	60-63 ot2	
2/27	* Oregon	H	W	55-46	10,050
3/5	# USC	N	L	48-53	
3/6	# USC	N	W	65-47	
3/8	# USC	N	L	45-48	

* PCC contest (1st place North)

@ at Eugene, Ore.

\$ Dixie Classic (Raleigh, N.C.)

PCC Playoffs (Long Beach, Calif.)

Total Home Attendance — 91,805 (average 7,062)

1954-55

22-8, 15-1

PACIFIC COAST CONFERENCE CHAMPIONS

NCAA TOURNAMENT

Head Coach: Slats Gill

Swede Halbrook (Jr. C) — 20.9 ppg, 14.1 rpg

Tony Vlastelica (Sr. F) — 11.5 ppg, 4.0 rpg

Reggie Halligan (Sr. F) — 7.3 ppg, 5.2 rpg

Ron Robins (Sr. G) — 6.8 ppg

12/1	Hawaii	H	W	69-47	4,045
12/3	@ California	N	L	50-52	
12/4	Santa Clara	H	W	39-34	6,537
12/10	USC	H	L	43-45	5,264
12/11	USC	H	L	35-55	5,128
12/17	San Francisco	A	L	34-60	
12/18	^ Santa Clara	N	L	45-56	
12/21	Seattle	H	W	64-59	2,695
12/28	% Washington State	N	W	68-48	
12/29	% Washington	A	L	57-58 ot	
1/7	* Washington State	H	W	70-58	6,689
1/8	* Washington State	H	W	56-52	6,745
1/14	* Washington	H	W	66-38	7,722
1/15	* Washington	H	W	70-63	9,024
1/21	* Oregon	A	W	56-53	
1/22	* Oregon	H	W	56-54 ot	11,315
1/28	* Washington	A	W	55-51	
1/29	* Washington	A	W	57-43	
2/4	* Idaho	A	W	59-52	
2/5	* Idaho	A	W	69-63	
2/14	* Idaho	H	W	80-65	7,170
2/15	* Idaho	H	W	67-56	7,036
2/18	* Washington State	A	W	73-61	
2/19	* Washington State	A	L	66-68	
2/25	* Oregon	H	W	53-44	10,607
2/26	* Oregon	A	W	68-58	
3/4	\$ UCLA (#9)	H	W	82-75	7,198
3/5	\$ UCLA (#9)	H	W	83-64	10,400
3/11	# Seattle	H	W	83-71	10,495
3/12	# San Francisco (#1)	H	L	56-57	11,206

* PCC contest (1st place)

@ at Eugene, Ore.

^ at San Francisco, Calif.

% Northern Division Tournament (Seattle, Wash.)

\$ PCC Playoffs (Corvallis, Ore.)

NCAA West Regional (Corvallis, Ore.)

Total Home Attendance — 129,276 (average 7,604)

1955-56

8-18, 5-11

Head Coach: Slats Gill

Dave Gambee (So. F) — 17.9 ppg, 10.4 rpg

Ken Nanson (So. G) — 11.5 ppg, 6.8 rpg

Bob Allord (Jr. F) — 10.3 ppg

Wayne Moss (So. C) — 6.4 ppg, 8.8 rpg

12/2	Oregon	A	L	46-57	
12/3	Colorado	H	L	53-63	5,509
12/7	Baylor	H	L	57-62	3,857
12/9	Wyoming	H	W	53-46	4,098
12/10	Wyoming	H	L	51-52	4,329

12/20	Michigan	H	W	84-71	5,058
12/21	% Northwestern	N	W	63-61	
12/29	& N.C. State (#3)	A	L	54-59	
12/30	& Minnesota	N	L	60-64	
12/31	& Villanova	N	L	63-68	
1/6	* Washington State	A	W	59-40	
1/7	* Washington State	A	L	52-58	
1/13	* USC	A	L	47-58	
1/14	* USC	A	L	53-84	
1/20	* Stanford	H	W	69-59	6,209
1/21	* Stanford	H	L	50-75	5,028
1/27	* Washington	H	L	58-66	5,587
1/28	* Washington	H	L	63-83	5,351
2/3	* California	A	L	63-65 ot	
2/4	* California	A	L	56-69	
2/17	* UCLA (#20)	H	L	56-77	6,498
2/18	* UCLA (#20)	H	L	59-72	8,105
2/24	* Idaho	H	L	55-58	4,496
2/25	* Idaho	H	W	69-59	4,195
3/9	* Oregon	A	W	74-69	
3/10	* Oregon	H	W	59-49	8,395

* PCC contest (t-6th place)

% at Eugene, Ore.

& Dixie Classic (Raleigh, N.C.)

Total Home Attendance — 76,715 (average 5,480)

1956-57

11-15, 6-10

Head Coach: Slats Gill

Dave Gambee (Jr. F) — 20.2 ppg, 10.5 rpg

Ken Nanson (Jr. G) — 8.5 ppg, 4.5 rpg

Bob Allord (Sr. F) — 6.9 ppg

Gary Goble (So. C) — 6.6 ppg, 8.8 rpg

11/30	BYU	A	W	62-55	
12/1	Wyoming	A	W	68-65	
12/3	Colorado	A	L	58-67	
12/7	Texas	H	L	63-64	5,099
12/8	% Portland	N	L	55-56	
12/18	% Missouri	N	L	41-71	
12/19	Rice	H	L	54-55	2,604
12/28	@ San Francisco (#19)	H	W	62-40	3,614
12/29	@ Washington	H	W	71-58	3,875
1/4	* Stanford	A	W	64-63	
1/5	* Stanford	A	L	58-60	
1/11	* USC	H	L	49-55	6,025
1/12	* USC	H	W	67-54	6,121
1/25	* Washington	A	L	53-64	
1/26	* Washington	A	L	51-58	
2/1	* UCLA (#5)	A	L	37-59	
2/2	* UCLA (#5)	A	L	53-64	
2/8	* California (#19)	H	L	60-73 ot2	6,015
2/9	* California (#19)	H	L	51-62	8,626
2/12	Oregon	H	W	68-55	4,370
2/22	* Idaho	A	L	67-74	
2/23	* Idaho	A	W	81-53	
3/1	* Washington State	H	W	65-59	4,071
3/2	* Washington State	H	W	70-49	5,617
3/8	* Oregon	H	W	75-62	7,008
3/9	* Oregon	A	L	61-65	

* PCC contest (6th place)

% at Eugene, Ore.

@ Far West Classic (Corvallis, Ore.)

Total Home Attendance — 63,045 (average 5,254)

1957-58

20-6, 12-4

Head Coach: Slats Gill

Dave Gambee (Sr. F) — 18.3 ppg, 11.0 rpg

Ken Nanson (Sr. F) — 13.8 ppg, 6.5 rpg

Lee Harman (Jr. G) — 7.5 ppg, 6.3 rpg

Jim Anderson (Jr. G) — 7.2 ppg

12/3	Oregon	A	W	60-55	
12/6	Portland	H	W	75-49	4,313
12/7	% Portland	N	W	64-46	
12/12	Seattle (#14)	H	W	63-55	6,221
12/14	Gonzaga	H	W	71-63	5,483

12/21	Iowa	A	L	67-77	
12/23	Indiana	A	W	62-51	
12/27	@ Yale	H	W	79-69	4,502
12/28	@ Utah (#15)	H	W	65-63	6,016
1/3	* California (#19)	H	W	55-43	4,133
1/4	* UCLA	H	W	68-61	5,841
1/18	* California	A	L	51-61	
1/20	* Stanford	A	W	68-59	
1/24	* Washington	H	W	81-58	7,555
1/25	* Washington	A	L	42-45	7,800
1/31	* Oregon	A	W	82-62	
2/1	* Stanford	H	L	57-69	10,364
2/7	* Oregon	H	W	62-37	8,388
2/10	* Idaho	H	W	70-51	5,406
2/21	* USC	A	W	69-50	
2/22	* UCLA	A	W	77-61	
3/1	* USC	H	W	58-52	9,478
3/3	* Washington State	H	W	69-31	7,023
3/7	* Washington State	A	W	67-62	
3/8	* Idaho	A	L	55-62	
3/10	# California	N	L	45-57	

* PCC contest (t-1st place)

% at Vancouver, Wash.

@ Far West Classic (Corvallis, Ore.)

PCC Playoffs (Eugene, Ore.)

Total Home Attendance — 84,723 (average 6,517)

1958-59

13-13, 7-9

Head Coach: Slats Gill

Lee Harman (Sr. G) — 15.6 ppg, 7.8 rpg

Jim Woodland (So. F) — 8.8 ppg, 4.0 rpg

Jim Anderson (Sr. G) — 7.2 ppg

Steve Flynn (So. F) — 6.8 ppg, 5.7 rpg

12/1	Oregon	H	W	68-60	4,617
12/5	Utah	A	L	41-70	4,045
12/6	Utah	A	L	38-62	3,923
12/8	Idaho State	A	L	49-55	
12/12	Hawaii	H	W	59-40	3,870
12/13	Wichita State	H	W	72-55	2,826
12/19	Indiana	H	L	53-57	2,868
12/20	Indiana	H	W	73-69	3,115
12/27	@ Air Force	H	W	49-47	4,228
12/29	@ Iowa	H	W	72-71	5,022
1/3	* USC	H	L	41-49	4,168
1/5	* Stanford	H	W	68-56	4,739
1/9	* USC	A	W	61-53	5,500
1/10	* UCLA	A	L	62-73	
1/17	* Washington	H	L	59-69	8,149
1/22	* Idaho	A	W	87-84	2,700
1/23	* Washington State	A	W	76-66	
1/31	* Oregon	A	W	58-57	8,510
2/6	* Oregon	H	L	68-73	9,764
2/7	* Washington State	H	W	72-58	7,626
2/14	* Washington	A	L	59-75	7,500
2/23	* California (#15)	H	L	40-57	5,520
2/27	* UCLA	H	L	59-71	5,006
2/28	* Idaho	H	W	46-42	4,484
3/6	* Stanford	A	L	54-71	
3/7	* California (#11)	A	L	52-55	7,000

* PCC contest (6th place)

@ Far West Classic (Corvallis, Ore.)

Total Home Attendance — 76,002 (average 5,067)

1959-60

15-11

Head Coach: Slats Gill/Paul Valenti

Jim Woodland (Jr. G) — 10.5 ppg, 4.7 rpg

Jay Carty (So. F) — 9.7 ppg, 7.3 rpg

Bill Wold (Jr. G) — 8.5 ppg

Karl Anderson (Jr. C) — 8.4 ppg, 9.9 rpg

12/2	Hawaii	A	L	51-56	
12/3	Hawaii	A	W	72-46	
12/11	Montana	H	W	67-52	3,573
12/12	Montana	H	W	78-58	3,552
12/19	Nebraska	H	W	63-60	3,428

12/21	% Nebraska	N	W	67-65	
12/26	@ New Mexico State	H	W	54-50	3,503
12/28	@ Idaho	H	W	49-48	4,047
12/29	@ Oregon	H	W	60-56	6,142
1/2	Washington State	H	W	49-38	3,212
1/9	Stanford	H	L	38-43	5,382
1/11	Washington	A	L	51-57	
1/16	USC (#10)	A	L	59-84	
1/22	Washington State	A	W	62-59	
1/23	Idaho	A	L	56-62	
1/29	Stanford	A	W	45-40	
1/30	California (#3)	A	L	48-67	
2/5	Oregon	A	L	53-63	
2/6	Oregon	H	W	55-54	6,801
2/9	Portland	A	W	51-43	
2/19	USC	H	L	62-68	5,194
2/20	Washington	H	L	52-62	7,246
2/26	Idaho	H	W	55-53	3,133
2/27	California (#4)	H	L	47-62	7,058
3/4	Oregon	H	W	53-45	6,178
3/5	Oregon	A	L	63-67	

% at Portland, Ore.

@ Far West Classic (Corvallis, Ore.)

Total Home Attendance — 68,449 (average 4,889)

Note: Slats Gill missed 12 games due to illness. Paul Valenti served as interim coach (9-3 in the 12 games).

1960-61

14-12

Head Coach: Slats Gill

Karl Anderson (Sr. C) — 10.2 ppg, 6.1 rpg

Jay Carty (Jr. F) — 10.1 ppg, 7.6 rpg

Jim Woodland (Sr. G) — 9.7 ppg

Bob Jacobson (Jr. F) — 7.0 ppg, 5.5 rpg

12/2	New Mexico State	A	W	65-55	
12/3	Arizona State	A	L	77-79	
12/5	UC Santa Barbara	A	L	53-62	
12/10	Washington	A	L	47-58	
12/16	Arizona State	H	W	65-54	3,013
12/17	Seattle	H	W	67-53	2,403
12/28	@ Wisconsin	N	W	56-54	5,531
12/29	@ Idaho	N	W	63-53	5,193
12/30	@ Seattle	N	W	73-65	7,896
1/7	Portland	H	L	44-47	6,168
1/13	Washington State	A	W	76-66	
1/14	Washington State	A	L	61-72	
1/20	Idaho	H	W	67-52	4,556
1/21	Washington State	H	W	72-47	5,113
1/27	Portland	A	W	58-48	
1/28	Washington	H	W	74-46	8,161
2/3	Oregon	H	L	55-58	9,505
2/4	Oregon	A	L	58-71	
2/10	Washington State	H	W	53-52	3,430
2/11	Idaho	H	W	55-49	4,253
2/17	Idaho	A	L	57-62	
2/18	Idaho	A	L	47-54	
2/24	USC (#10)	H	W	62-58	6,636
2/25	USC (#10)	H	L	68-74	8,329
3/10	Oregon	A	L	52-54	
3/11	Oregon	H	L	57-63	8,329

@ Far West Classic (Portland, Ore.)

Total Home Attendance — 69,896 (average 5,825)

1961-62

24-5

NCAA TOURNAMENT

Head Coach: Slats Gill

Mel Counts (So. C) — 18.5 ppg, 13.8 rpg

Jay Carty (Sr. F) — 15.4 ppg, 10.5 rpg

Steve Pauly (Jr. G) — 11.5 ppg, 5.3 rpg

Terry Baker (Jr. G) — 10.7 ppg

12/1	Montana	A	W	82-76	
12/2	Montana	A	L	54-56	
12/9	Washington	H	W	55-48	6,001
12/16	Stanford	H	W	58-47	3,532
12/18	Stanford	H	W	55-49	4,402

12/27	@ Michigan	N	W	89-54	10,536
12/29	@ Washington State	N	W	78-66	7,704
12/30	@ Oregon	N	W	74-57	10,536
1/5	Washington State	A	W	69-56	
1/6	Washington State	A	W	68-65	
1/12	Gonzaga	H	W	78-64	6,004
1/13	Portland	H	W	80-63	6,601
1/19	Idaho	A	W	74-59	
1/20	Idaho	A	W	71-68	
1/27	Seattle	H	W	82-73 ot2	11,125
2/2	Oregon	A	W	79-63	
2/3	Oregon	H	W	82-66	11,709
2/10	Portland	A	W	75-64	
2/16	Seattle	A	L	73-74	
2/17	Washington	A	L	61-73	
2/23	Idaho	H	L	51-52	6,344
2/24	Idaho	H	W	65-50	9,158
3/2	Washington State	H	W	62-55	4,497
3/3	Washington State	H	W	63-46	5,651
3/9	Oregon	H	W	65-48	7,331
3/10	Oregon	A	W	60-56	
3/13	# Seattle	H	W	69-65 ot	9,702
3/16	% Pepperdine	N	W	69-67	
3/17	% UCLA	N	L	69-88	

@ Far West Classic (Portland, Ore.)

NCAA West Regional (Corvallis, Ore.)

% NCAA West Regional (Provo, Utah)

Total Home Attendance — 92,057 (average 7,081)

1962-63

22-9

NCAA TOURNAMENT

Head Coach: Slats Gill

Mel Counts (Jr. C) — 21.3 ppg, 15.6 rpg

Terry Baker (Sr. G) — 13.4 ppg

Steve Pauly (Sr. F) — 9.2 ppg, 6.1 rpg

Frank Peters (So. G) — 9.1 ppg, 4.7 rpg

12/7	Seattle	A	L	58-60	
12/8	Washington	A	W	57-45	
12/14	California	H	L	59-61	6,436
12/15	California	H	W	70-60	5,373
12/21	% West Virginia (#7)	N	L	65-70	
12/22	% Iowa	N	W	61-55	
12/27	@ Idaho	N	W	80-53	12,129
12/28	@ California	N	W	58-50	9,956
12/29	@ Iowa	N	W	64-57	11,008
1/4	Washington State	H	W	74-47	7,741
1/5	Washington State	H	W	61-50	8,640
1/11	Stanford	A	W	65-58	
1/12	Stanford	A	L	69-96	
1/19	Gonzaga	H	W	63-47	7,138
1/26	Washington	H	W	65-48	8,805
2/1	Seattle	H	W	66-60	9,782
2/8	Portland	A	L	58-67	
2/9	Portland	H	W	66-51	7,181
2/15	Oregon	H	L	50-54	9,066
2/16	Oregon	A	W	67-57	
2/22	USC	H	W	76-49	8,257
2/23	USC	H	L	58-67	10,195
3/1	Washington State	A	W	79-56	
3/2	Washington State	A	W	74-65	
3/8	Oregon	A	W	65-61	
3/9	Oregon	H	W	71-65	7,390
3/11	# Seattle	N	W	70-66	
3/15	% San Francisco	N	W	65-61	
3/16	% Arizona State (#4)	N	W	83-65	
3/22	& Cincinnati (#1)	N	L	46-80	
3/23	& Duke (#2)	N	L	63-85	

% Kentucky Invitational (Lexington, Ky.)

@ Far West Classic (Portland, Ore.)

NCAA West Regional (Eugene, Ore.)

% NCAA West Regional (Provo, Utah)

& NCAA Final Four (Louisville, Ky.)

Total Home Attendance — 96,004 (average 8,000)

1963-64

25-4

NCAA TOURNAMENT

Head Coach: Slats Gill

Mel Counts (Sr. C) — 26.7 ppg, 16.9 rpg

Jim Jarvis (Jr. G) — 13.9 ppg

Frank Peters (Jr. G) — 13.3 ppg, 3.8 rpg

Scott Eaton (So. F) — 4.5 ppg

11/30	Washington State	A	W	80-66	
12/2	Washington State	A	W	75-58	
12/6	British Columbia	H	W	87-47	6,003
12/7	Washington	H	W	91-60	8,350
12/13	California	A	L	55-65	
12/14	California	A	W	61-49	
12/20	Indiana	H	W	70-57	9,006
12/21	\$ Indiana	N	W	56-52	
12/26	@ LSU	N	W	87-57	11,752
12/27	@ Colorado State	N	W	53-51	12,309
12/28	@ BYU	N	W	68-58	13,012
1/3	\$ Cincinnati (#4)	N	L	53-57	
1/4	Cincinnati (#4)	H	W	82-61	10,597
1/12	Hawaii	A	W	71-55	
1/13	Hawaii	A	W	70-44	
1/17	Oregon	A	L	45-47	
1/18	Oregon	H	W	66-53	10,176
1/24	Stanford	H	W	65-57	8,068
1/25	Stanford	H	W	65-57	9,410
1/31	Seattle	A	W	85-79	
2/1	Washington	A	W	67-59	
2/7	Portland	A	W	97-68	
2/8	Portland	H	W	95-61	7,369
2/14	Seattle	H	W	76-72	9,429
2/21	Idaho	H	W	72-46	7,211
2/22	Idaho	H	W	112-62	8,644
2/28	Oregon	H	W	71-68	9,909
2/29	Oregon	A	W	85-71	
3/10	# Seattle	N	L	57-61	

\$ at Portland

@ Far West Classic (Portland, Ore.)

NCAA West Regional (Eugene, Ore.)

Total Home Attendance — 104,172 (average 8,681)

1964-65

16-10, 7-7

Head Coach: Paul Valenti

Jim Jarvis (Sr. G) — 21.1 ppg, 4.3 rpg

Charlie White (Jr. G) — 9.6 ppg, 7.0 rpg

Ed Fredenburg (So. C) — 7.8 ppg, 6.5 rpg

Rick Whelan (Jr. G) — 6.9 ppg

12/1	San Francisco (#9)	H	L	58-66	6,548
12/5	Washington	H	W	67-63	6,556
12/9	Arizona State	H	W	66-52	5,008
12/19	\$ Stanford	N	W	61-60	
12/23	Cincinnati	A	L	56-71	
12/26	@ Army	N	W	65-64 ot	9,699
12/28	@ Northwestern	N	W	67-65	8,052
12/30	@ Tennessee	N	W	48-27	10,458
1/8	* USC	H	W	65-63	8,339
1/9	* UCLA (#1)	H	L	53-83	10,436
1/15	* Washington	A	L	70-79	
1/16	* Washington State	A	L	53-64	
1/18	Idaho	A	W	60-48	
1/27	Oregon	A	L	53-59	
1/30	Oregon	H	W	53-48	6,248
2/5	* California	H	W	74-57	5,434
2/6	* Stanford	H	L	48-51	7,284
2/9	Hawaii	H	W	92-61	3,404
2/12	* Stanford	A	W	47-45	
2/13	* California	A	L	53-55	
2/19	* UCLA (#2)	A	L	55-73	
2/20	* USC	A	L	38-64	
2/26	* Washington State	H	W	66-51	6,569

2/27	* Washington	H	W	54-45	9,067
3/5	* Oregon	H	W	69-50	9,500
3/6	* Oregon	A	W	64-61	

* AAWU contest (4th place)

\$ at Portland, Ore.

@ Far West Classic (Portland, Ore.)

Total Home Attendance — 84,393 (average 7,033)

1965-66 **21-7, 12-2**

ATHLETIC ASSOCIATION OF WESTERN UNIVERSITY CHAMPIONS

NCAA TOURNAMENT

Head Coach: Paul Valenti

Loy Petersen (So. F) — 12.9 ppg, 5.9 rpg

Charlie White (Sr. G) — 11.7 ppg, 6.6 rpg

Scott Eaton (Sr. F) — 9.9 ppg

Ed Fredenburg (Jr. C) — 9.6 ppg, 7.4 rpg

12/1	Portland	H	W	65-43	5,415
12/3	Washington	A	L	44-45	
12/7	Nebraska	A	L	63-75	
12/9	Navy	A	L	55-59 ot3	
12/11	Villanova	A	W	65-59 ot	
12/18	Portland	A	W	73-63	
12/27	@ Air Force	N	W	53-42	10,345
12/29	@ Arizona State	N	W	56-46	9,259
12/30	@ Stanford	N	W	62-46	12,218
1/7	* UCLA (#10)	A	L	35-79	
1/8	* USC	A	W	59-56	
1/14	* Washington State	H	W	68-52	7,367
1/15	* Washington	H	W	67-59	7,516
1/21	Oregon	H	W	62-46	10,011
1/22	Oregon	A	L	60-61	
2/1	Hawaii	H	W	72-36	3,170
2/4	* California	A	W	77-62	
2/5	* Stanford	A	W	56-54	
2/11	* California	H	W	63-50	5,440
2/12	* Stanford	H	W	63-57	8,709
2/18	* UCLA	H	W	64-51	10,307
2/19	* USC	H	L	60-70	9,320
2/26	* Washington State	A	W	54-47	
2/28	* Washington	A	W	54-43	
3/4	* Oregon	A	W	49-42	
3/5	* Oregon	H	W	68-54	10,005
3/11	# Houston	N	W	63-60	
3/12	# Utah	N	L	64-70	

* AAWU contest (1st place)

@ Far West Classic (Portland, Ore.)

NCAA West Regional (Los Angeles, Calif.)

Total Home Attendance — 77,260 (average 7,726)

1966-67 **14-14, 8-6**

Head Coach: Paul Valenti

Vince Fritz (So. G) — 16.4 ppg

Loy Petersen (Jr. F) — 14.4 ppg, 7.2 rpg

Ed Fredenburg (Sr. C) — 8.4 ppg, 7.0 rpg

Harry Gunner (Sr. F) — 5.8 ppg, 6.1 rpg

12/2	Hawaii	A	W	61-56	
12/3	Hawaii	A	W	58-54	
12/9	Portland	H	W	64-44	5,538
12/17	BYU (#7)	H	W	92-76	7,556
12/22	% Kentucky	A	L	66-96	
12/23	% Penn State	N	W	64-61 ot2	
12/27	@ Indiana	N	L	60-71	12,676
12/29	@ St. Louis	N	L	52-64	6,696
12/30	@ Minnesota	N	L	54-60	5,557
1/6	* California	A	W	45-42	
1/7	* Stanford	A	L	51-58	
1/13	* Washington State	H	W	63-61	8,305
1/14	* Washington	H	W	61-57	5,050
1/20	Oregon	A	L	51-63	
1/28	Oregon	H	L	55-56	6,529
1/30	St. Mary's	H	W	61-40	4,368
2/2	Portland	A	L	43-48	
2/4	Idaho	A	L	56-57	
2/10	* UCLA (#1)	A	L	44-76	

2/11	* USC	A	L	47-62	
2/17	* USC	H	L	63-72 ot	6,088
2/18	* UCLA (#1)	H	L	50-72	9,165
2/24	* Stanford	H	W	54-51	7,269
2/25	* California	H	W	59-57 ot	10,048
3/4	* Washington	A	W	69-66	
3/6	* Washington State	A	W	51-49 ot	
3/10	* Oregon	H	L	55-62	7,562
3/11	* Oregon	A	W	49-47 ot	

* AAWU contest (t-2nd place)

% Kentucky Invitational (Lexington, Ky.)

@ Far West Classic (Portland, Ore.)

Total Home Attendance — 77,478 (average 7,043)

1967-68 **12-13, 5-9**

Head Coach: Paul Valenti

Vince Fritz (Jr. G) — 18.2 ppg

Vic Bartolome (So. C) — 13.2 ppg, 6.4 rpg

Gary Freeman (So. F) — 10.3 ppg, 6.6 rpg

Loy Petersen (Sr. F) — 10.2 ppg, 4.9 rpg

12/2	San Francisco	H	L	52-63	7,521
12/16	San Jose State	H	W	67-52	3,903
12/21	% Michigan	N	L	61-80	
12/22	% Oklahoma State	N	W	49-48	
12/27	@ Texas	N	W	54-42	12,592
12/28	@ Washington State	N	W	62-61	11,884
12/30	@ North Carolina (#5)	N	L	61-68	12,955
1/5	* California	H	W	76-63	6,806
1/6	* Stanford	H	W	67-51	6,878
1/13	* Washington State	A	L	62-82	
1/15	* Washington	A	L	56-68	
1/20	Oregon	A	W	60-49	
1/27	Oregon	H	W	58-46	5,518
1/29	Portland	H	W	65-56	2,071
2/1	Portland	A	L	61-67	
2/9	* UCLA (#2)	H	L	52-55	10,050
2/10	* USC	H	L	47-49	4,515
2/16	* USC	A	L	63-71 ot	
2/17	* UCLA (#2)	A	L	71-88	
2/23	* Stanford	A	L	67-70 ot	
2/24	* California	A	L	58-71	
3/1	* Washington	H	W	74-72	6,672
3/2	* Washington State	H	L	76-81 ot	10,022
3/8	* Oregon	A	W	80-65	
3/9	* Oregon	H	W	93-54	6,313

* AAWU contest (t-5th place)

% Sun Devil Tournament (Phoenix, Ariz.)

@ Far West Classic (Portland, Ore.)

Total Home Attendance — 70,269 (average 6,388)

1968-69 **12-14, 5-9**

Head Coach: Paul Valenti

Gary Freeman (Jr. F) — 15.9 ppg, 9.4 rpg

Vic Bartolome (Jr. C) — 15.4 ppg, 8.2 rpg

Bill More (Sr. F) — 8.7 ppg

Tim Perkins (So. F) — 7.5 ppg

11/30	San Francisco	A	W	60-50	
12/6	Nebraska	H	W	79-67	7,599
12/14	St. Mary's	H	W	63-51	5,179
12/19	Utah	A	L	54-86	
12/20	BYU	A	L	64-89	
12/26	@ Arizona State	N	W	46-42 ot	9,921
12/29	@ Washington State	N	L	50-51 ot	11,337
12/30	@ BYU	N	L	64-69	5,612
1/10	* USC	H	W	61-57	6,715
1/11	* UCLA (#1)	H	L	64-83	9,413
1/18	* Washington	A	L	42-60	
1/20	* Washington State	A	L	60-61	
1/24	Oregon	A	L	52-66	
1/25	Oregon	H	W	65-53	5,406
1/30	Portland	A	W	83-59	
2/1	Portland	H	W	78-57	3,552
2/7	* California	H	L	57-69	5,566
2/8	* Stanford	H	W	63-62	5,708

2/14	* Stanford	A	L	61-70	
2/15	* California	A	W	79-63	
2/21	* UCLA (#1)	A	L	66-91	
2/22	* USC	A	L	61-71	
2/28	* Washington State	H	L	60-62	7,373
3/1	* Washington	H	W	82-52	10,099
3/7	* Oregon	H	L	66-71	8,094
3/8	* Oregon	A	W	66-57	

* Pac-8 contest (t-5th place)

@ Far West Classic (Portland, Ore.)

Total Home Attendance — 74,704 (average 6,791)

1969-70

10-16, 4-10

Head Coach: Paul Valenti

Vic Bartolome (Sr. C) — 16.1 ppg, 8.7 rpg

Gary Freeman (Sr. F) — 14.7 ppg, 9.0 rpg

Vince Fritz (Sr. G) — 11.1 ppg

Billy Nickleberry (So. G) — 10.1 ppg

12/1	Miami (Fla.)	A	W	86-81	
12/2	Florida State	A	L	68-69	
12/4	LSU	A	L	72-94	
12/13	Gonzaga	H	W	67-53	7,695
12/22	LSU (#15)	H	L	68-76	10,388
12/26	@ Temple	N	W	65-44	13,259
12/29	@ Washington (#10)	N	L	65-85	13,330
12/30	@ Washington State	N	L	54-59	13,069
1/9	* USC	A	L	51-64	
1/10	* UCLA (#1)	A	L	71-72	
1/16	* Washington (#15)	H	W	60-47	7,242
1/17	* Washington State	H	W	80-65	5,052
1/23	Oregon	H	W	78-73	10,207
1/24	Oregon	A	L	64-79	
1/30	Hawaii	H	W	76-56	4,528
1/31	Portland	H	W	78-62	6,536
2/6	* California	A	L	55-71	
2/7	* Stanford	A	L	69-71	
2/13	* Stanford	H	W	80-59	7,749
2/14	* California	H	L	64-67	10,137
2/20	* UCLA (#1)	H	L	56-71	10,177
2/21	* USC	H	L	55-70	6,149
2/28	* Washington State	A	L	51-86	
3/2	* Washington	A	L	43-46	
3/6	* Oregon	A	L	66-73	
3/7	* Oregon	H	W	81-67	8,518

* Pac-8 contest (7th place)

@ Far West Classic (Portland, Ore.)

Total Home Attendance — 94,378 (average 7,865)

1970-71

12-14, 4-10

Head Coach: Ralph Miller

Freddie Boyd (Jr. G) — 17.8 ppg, 6.8 rpg

Sam Whitehead (So. F) — 11.6 ppg, 9.6 rpg

Gary Arbelbide (Sr. F) — 9.6 ppg, 3.7 rpg

Neal Jurgenson (So. C) — 8.7 ppg, 6.7 rpg

12/4	Oklahoma State	H	W	69-63	7,749
12/5	\$ Oklahoma State	N	W	84-76	
12/7	Utah	H	W	91-75	6,570
12/12	BYU	H	W	99-80	10,250
12/22	Kentucky (#7)	A	L	78-84	
12/23	Tennessee (#12)	A	L	61-89	
12/28	@ Harvard	N	W	91-76	10,585
12/29	@ Stanford	N	W	82-75	12,943
12/30	@ Oregon (#16)	N	W	68-64	13,024
1/8	* California	H	L	100-101 ot	10,529
1/9	* Stanford	H	W	88-70	10,197
1/23	* Washington	A	L	85-93 ot	
1/25	* Washington State	A	W	78-73	
1/27	Long Island	H	W	71-70 ot	7,476
2/5	Oregon	A	L	62-64	
2/6	Oregon	H	L	57-67	9,616
2/12	* USC (#3)	H	L	63-82	7,515
2/13	* UCLA (#1)	H	L	65-67	8,604
2/19	* UCLA (#1)	A	L	64-94	
2/20	* USC (#3)	A	L	75-110	

2/26	* Stanford	A	L	85-97	
2/27	* California	A	L	74-99	
3/5	* Washington State	H	W	81-67	7,381
3/6	* Washington	H	W	71-52	10,213
3/12	* Oregon	H	L	76-78	9,021
3/13	* Oregon	A	L	65-71	

* Pac-8 game (6th place)

\$ at Portland, Ore.

@ Far West Classic (Portland, Ore.)

Total Home Attendance — 105,121 (average 8,760)

1971-72

18-10, 9-5

Head Coach: Ralph Miller

Freddie Boyd (Sr. G) — 19.8 ppg, 6.6 rpg

Sam Whitehead (Jr. F) — 14.1 ppg, 8.0 rpg

Steve Ericksen (So. F) — 13.5 ppg, 7.8 rpg

Neal Jurgenson (Jr. C) — 12.9 ppg, 7.4 rpg

12/2	Hawaii	A	L	71-89	
12/3	Hawaii	A	L	73-76	
12/6	Idaho	H	W	84-67	5,838
12/10	Oklahoma State	A	W	76-72	
12/11	Oklahoma State	A	W	70-56	
12/17	San Diego State	H	W	96-90	5,417
12/18	Portland	H	W	88-58	4,170
12/20	Weber State	H	W	82-75	5,095
12/27	@ Dartmouth	N	W	106-72	12,131
12/29	@ Florida State	N	L	72-73	11,302
12/30	@ New Mexico	N	W	81-69	12,194
1/7	* UCLA (#1)	H	L	72-78	10,500
1/8	* USC (#11)	H	L	75-87	6,453
1/15	Cincinnati	H	W	88-68	6,943
1/22	* Washington State	A	W	77-71	
1/24	* Washington	A	L	73-86	
1/28	Oregon	H	L	70-72	10,049
2/5	Oregon	A	L	63-71	
2/11	* Stanford	A	W	68-64	
2/12	* California	A	W	74-68	
2/18	* Stanford	H	W	87-62	9,256
2/19	* California	H	W	74-68	10,002
2/25	* USC	A	W	65-61	
2/26	* UCLA (#1)	A	L	72-91	
3/3	* Washington State	H	W	99-64	7,018
3/4	* Washington	H	L	69-70	9,947
3/10	* Oregon	A	W	78-68	
3/11	* Oregon	H	W	60-57	10,184

* Pac-8 contest (t-3rd place)

@ Far West Classic (Portland, Ore.)

Total Home Attendance — 100,872 (average 7,759)

1972-73

15-11, 6-8

Head Coach: Ralph Miller

Sam Whitehead (Sr. F) — 13.8 ppg, 7.8 rpg

Neal Jurgenson (Sr. C) — 12.3 ppg, 7.0 rpg

Charles Neal (So. G) — 10.5 ppg, 5.6 rpg

Paul Miller (Fr. F) — 10.4 ppg, 3.8 rpg

12/1	Wichita State	H	W	78-73	8,752
12/2	New Mexico	H	L	79-84 ot	8,624
12/4	Michigan (#19)	A	L	57-68	
12/6	Temple	A	W	56-50	
12/9	Long Island	A	W	82-71	
12/16	Puget Sound	H	W	85-66	4,067
12/23	Montana	H	W	79-62	4,270
12/28	@ Baylor	N	W	88-54	8,480
12/29	@ Wyoming	N	W	81-56	11,692
12/30	@ Minnesota (#5)	N	L	80-83	10,579
1/5	* USC	A	L	72-90	
1/6	* UCLA (#1)	A	L	61-87	
1/12	* Washington State	H	W	91-71	7,574
1/13	* Washington	H	W	89-63	9,430
1/20	Idaho	A	W	77-59	
1/27	* Oregon	H	W	80-60	9,063
2/2	\$ Oregon	N	W	68-56	
2/9	* California	H	W	79-70	10,387
2/10	* Stanford	H	W	74-68	10,247

2/16	* Stanford	A	L	70-81	
2/17	* California	A	L	77-79	
2/22	* USC	H	W	82-66	8,352
2/24	* UCLA (#1)	H	L	67-73	10,520
3/3	* Washington	A	L	72-83	
3/5	* Washington State	A	L	64-67	
3/10	* Oregon	A	L	81-88	

* Pac-8 contest (t-5th place)

@ Far West Classic (Portland, Ore.)

\$ at Portland, Ore.

Total Home Attendance — 91,286 (average 8,299)

1973-74

13-13, 6-8

Head Coach: Ralph Miller

Lonnie Shelton (Fr. F) — 12.2 ppg, 7.8 rpg

Paul Miller (So. F) — 11.7 ppg, 3.6 rpg

Steve Ericksen (Sr. C) — 10.2 ppg, 4.8 rpg

Rich Plante (Sr. G) — 9.8 ppg

12/3	New Mexico	A	L	75-89	13,389
12/5	Cincinnati	A	L	63-72	6,474
12/7	% Seton Hall	N	W	88-83	4,240
12/8	% West Virginia	A	L	74-78	7,000
12/15	UNLV	H	L	59-74	5,436
12/21	Puget Sound	H	W	84-50	3,214
12/22	Portland	H	W	88-67	3,693
12/26	@ Army	N	W	82-54	8,303
12/28	@ Indiana (#7)	N	W	61-48	10,946
12/29	@ Washington	N	L	56-65	12,341
1/4	* California	A	L	54-61	4,800
1/5	* Stanford	A	W	56-53	3,968
1/11	* Washington	H	W	87-63	8,253
1/12	* Washington State	H	L	69-72	9,347
1/15	Hawaii	H	W	86-62	4,329
1/26	* Oregon	A	L	61-67	10,000
2/1	\$ Oregon	N	W	92-79	10,424
2/8	* USC (#14)	A	L	71-81	4,576
2/9	* UCLA (#1)	A	L	75-80	12,026
2/15	* UCLA (#1)	H	W	61-57	10,376
2/16	* USC (#13)	H	L	53-60	9,223
2/22	* Stanford	H	L	53-55	9,097
2/23	* California	H	W	77-73	8,126
3/2	* Washington State	A	W	76-63	6,500
3/4	* Washington	A	L	63-68	3,400
3/9	* Oregon	H	W	81-74	10,590

* Pac-8 contest (5th place)

% West Virginia Tournament (Morgantown, W.Va.)

@ Far West Classic (Portland, Ore.)

\$ at Portland, Ore.

Total Home Attendance — 81,684 (average 7,426)

1974-75

19-12, 10-4

NCAA TOURNAMENT

Head Coach: Ralph Miller

Lonnie Shelton (So. F) — 18.2 ppg, 9.4 rpg

Don Smith (So. F) — 11.1 ppg, 3.1 rpg

George Tucker (So. G) — 10.7 ppg, 5.1 rpg

Paul Miller (Jr. F) — 9.8 ppg, 3.8 rpg

11/29	Doane	H	W	82-69	3,793
11/30	Gonzaga	H	W	84-59	4,402
12/5	Hawaii	A	W	73-53	
12/6	Hawaii	A	W	63-59	
12/11	Portland State	H	W	76-70	4,877
12/14	North Carolina State	A	L	73-86	
12/20	Cal State L.A.	H	W	88-75	4,376
12/21	Samford	H	W	87-66	3,660
12/27	@ Iowa	N	W	97-60	9,561
12/28	@ Washington State	N	L	65-68	12,863
12/30	@ Arizona State	N	L	71-80	12,780
1/3	Arizona State (#16)	A	L	70-76	
1/4	Nevada-Reno	A	L	74-75	
1/10	* California	H	W	70-64	9,682
1/11	* Stanford	H	L	63-71	10,147
1/16	* Washington	A	W	65-63	
1/18	* Washington State	A	W	82-73 ot	

1/25	* Oregon (#8)	H	W	72-71 ot	10,187
1/31	\$ Oregon (#2)	N	L	68-79	
2/7	* UCLA (#2)	H	L	60-67	10,096
2/8	* USC (#8)	H	W	78-75	8,234
2/14	* USC (#10)	A	W	80-76	
2/15	* UCLA (#2)	A	L	62-74	
2/21	* Stanford	A	W	74-68	
2/22	* California	A	W	68-54	
2/28	* Washington State	H	W	44-41	9,876
3/1	* Washington (#20)	H	W	86-78	10,421
3/8	* Oregon	A	L	80-82	
3/15	# Middle Tennessee St.	N	W	78-67	
3/20	% Indiana (#1)	N	L	71-81	
3/22	% Central Michigan	N	L	87-88	

* Pac-8 contest (2nd place)

@ Far West Classic (Portland, Ore.)

\$ at Portland, Ore.

NCAA West Regional (Lexington, Ky.)

% NCAA Mideast Regional (Dayton, Ohio)

Total Home Attendance — 89,751 (average 7,479)

1975-76

18-9, 10-4

Head Coach: Ralph Miller

Rocky Smith (Jr. G) — 17.0 ppg

Don Smith (Jr. F) — 12.9 ppg, 4.1 rpg

George Tucker (Jr. G) — 10.4 ppg, 5.3 rpg

Paul Miller (Sr. F) — 8.9 ppg, 5.9 rpg

11/28	Arizona (#11)	A	L	67-96	13,357
11/29	UNLV	A	L	85-96	6,257
12/1	Utah State	A	W	81-66	8,328
12/5	Portland State	H	W	106-76	7,140
12/12	Seattle	H	W	91-79	5,731
12/13	Utah State	H	W	80-64	6,185
12/19	\$ Arizona State (#19)	N	W	87-83	11,400
12/20	\$ Kentucky (#20)	A	L	74-82	11,500
12/26	@ Northwestern	N	L	67-72	10,897
12/29	@ Florida State	N	W	78-75	8,708
12/30	@ Oregon	N	W	79-67	12,019
1/8	* USC (#18)	H	W	80-70	9,720
1/10	* UCLA (#3)	H	W	75-58	9,571
1/15	* Washington State	A	W	82-73	10,050
1/17	* Washington (#6)	A	W	72-70	9,268
1/20	% Portland	N	W	78-71	2,500
1/24	* Oregon	A	L	68-83	10,500
1/29	# Oregon	N	L	74-76 ot	12,055
2/5	* California	H	L	72-73	8,001
2/7	* Stanford	H	W	82-76	9,858
2/13	* Stanford	A	W	70-66	5,000
2/14	* California	A	W	78-70	3,865
2/19	* UCLA (#5)	A	L	69-78	12,707
2/21	* USC	A	W	78-61	3,388
2/26	* Washington State	H	W	69-55	7,724
2/28	* Washington (#8)	H	W	73-64	10,485
3/4	* Oregon	H	L	56-57	10,489

* Pac-8 contest (t-2nd place)

\$ Kentucky Invitational (Lexington, Ky.)

@ Far West Classic (Portland, Ore.)

% at Salem

at Portland

Total Home Attendance — 84,904 (average 8,490)

Note: OSU later forfeited its first 15 victories of the season.

1976-77

16-13, 8-6

Head Coach: Ralph Miller

Rocky Smith (Sr. G) — 19.8 ppg, 3.9 rpg

Steve Johnson (Fr. C) — 13.5 ppg, 5.6 rpg

Don Smith (Sr. F) — 11.6 ppg, 4.3 rpg

George Tucker (Sr. G) — 8.9 ppg, 6.0 rpg

11/26	Hawaii	A	W	91-76	6,058
11/28	Hawaii	A	W	96-78	4,900
12/2	Arizona (#11)	H	L	73-81	9,262
12/4	Utah	A	L	75-92	10,541
12/6	Weber State	A	W	76-73	4,268
12/9	Nevada-Reno	H	L	51-53	7,347

12/16	Portland State	A	W	89-79	5,551
12/18	Creighton	H	L	68-90	4,900
12/22	@ North Carolina State	N	W	71-61	2,168
12/28	@ Weber State	N	L	49-61	7,025
12/29	@ Texas A&M	N	W	80-58	5,567
12/30	@ Oral Roberts	N	L	68-77	6,926
1/7	* USC	A	W	58-50	3,534
1/8	* UCLA (#7)	A	L	66-83	12,127
1/13	* Washington State	H	W	61-58	8,407
1/15	* Washington	H	L	76-90	8,766
1/17	Boise State	H	W	89-68	4,156
1/22	* Oregon	H	W	53-52	10,108
1/26	@ Oregon	N	W	64-53	7,337
1/28	Seattle	A	L	51-55	4,700
2/4	* California	H	W	79-63	9,576
2/5	* Stanford	H	W	71-61	10,353
2/10	* Stanford	A	W	76-75	4,586
2/12	* California	A	L	83-84	4,000
2/17	* UCLA (#3)	H	L	76-89	10,501
2/19	* USC	H	W	80-65	8,053
2/24	* Washington	A	L	69-81	5,050
2/26	* Washington State	A	L	62-74	12,008
3/3	* Oregon	A	W	78-73 ot	10,500

* Pac-8 contest (t-3rd place)

@ Far West Classic (Portland, Ore.)

Total Home Attendance — 91,429 (average 8,312)

1977-78

Head Coach: Ralph Miller

Rickey Lee (Sr. F) — 13.7 ppg, 6.8 rpg

Mark Radford (Fr. G) — 10.6 ppg, 3.6 apg

Bill McShane (Fr. C) — 6.6 ppg, 3.0 rpg

Dwayne Allen (So. G) — 5.9 ppg, 4.1 apg

11/26	% North Carolina (#1)	N	L	63-94	11,666
11/28	Wake Forest (#17)	A	L	74-94	8,200
11/30	North Carolina (#2)	A	L	64-90	10,000
12/4	\$ Oregon	N	L	51-78	8,689
12/5	Wyoming	H	W	79-69	5,209
12/10	Seattle Pacific	H	W	85-54	6,001
12/17	Weber State	H	W	74-72 ot	5,339
12/21	Boise State	A	L	65-76	3,213
12/23	Gonzaga	H	W	76-65	4,163
12/27	@ Rice	N	W	75-58	7,048
12/29	@ Villanova	N	W	58-57 ot	7,785
12/30	@ Colorado State	N	L	44-49 ot	8,673
1/4	* Stanford	H	W	48-47	10,003
1/7	* California	H	W	57-55 ot2	9,306
1/13	* USC	A	W	89-82 ot	6,172
1/14	* UCLA (#7)	A	L	60-77	12,461
1/21	* Oregon	A	W	62-48	10,500
1/27	Portland State	H	W	71-62	9,763
2/2	* Washington State	A	L	58-63	6,308
2/4	* Washington	A	L	61-64	4,684
2/9	* Washington	H	W	64-60	7,472
2/11	* Washington State	H	W	58-46	9,480
2/16	* California	A	W	70-68	3,600
2/18	* Stanford	A	W	84-72	4,596
2/23	* UCLA (#5)	H	L	58-96	10,522
2/25	* USC	H	W	53-47	9,168
3/3	* Oregon	H	L	51-54	9,876

* Pac-8 contest (2nd place)

% at Charlotte, N.C.

\$ at Portland

@ Far West Classic (Portland, Ore.)

Total Home Attendance — 96,302 (average 8,025)

1978-79

Head Coach: Ralph Miller

Steve Johnson (So. C) — 18.4 ppg, 6.6 rpg

Mark Radford (So. G) — 13.7 ppg, 4.0 apg

Ray Blume (So. G) — 13.4 ppg, 3.4 apg

Jeff Stoutt (So. F) — 9.0 ppg

11/25	Creighton	A	L	55-69	6,228
11/27	Wyoming	A	W	71-56	3,242

12/1	Texas Wesleyan	H	W	115-59	8,152
12/4	Utah	H	W	74-56	8,756
12/9	Portland State	H	W	107-67	8,250
12/16	Gonzaga	A	W	59-58	3,500
12/21	* Oregon	H	W	85-58	10,497
12/28	@ Seattle	N	W	83-74	11,495
12/29	@ Michigan State (#4)	N	L	57-65	11,280
12/30	@ Oregon	N	W	85-62	9,624
1/4	* UCLA (#6)	A	L	63-65	12,374
1/6	* USC	A	L	75-76 ot	7,246
1/12	* Arizona State	H	W	97-80	10,170
1/13	* Arizona	H	W	116-80	10,015
1/18	* Washington State	A	L	61-67	7,265
1/20	* Washington	A	W	68-66	3,412
1/26	* Stanford	H	W	73-48	10,109
1/27	* California	H	W	76-51	9,802
2/3	* UCLA (#5)	H	L	56-69	10,427
2/5	* USC	H	W	70-67	7,623
2/8	* Arizona	A	W	93-79	14,245
2/10	* Arizona State	A	L	72-85	7,677
2/16	* Washington State	H	W	66-52	10,157
2/17	* Washington	H	W	75-69	10,152
2/24	* California	A	W	59-51	3,250
2/26	* Stanford	A	L	76-79	3,773
3/3	* Oregon	A	L	44-45	10,000
3/7	# Nevada-Reno	H	L	61-62	8,700

* Pac-10 contest (3rd place)

@ Far West Classic (Portland, Ore.)

NIT Tournament

Total Home Attendance — 122,810 (average 9,447)

1979-80

PACIFIC-10 CONFERENCE CHAMPIONS

NCAA TOURNAMENT

Head Coach: Ralph Miller

Steve Johnson (Jr. C) — 17.0 ppg, 6.9 rpg

Ray Blume (Jr. G) — 15.4 ppg, 4.5 apg

Mark Radford (Jr. G) — 11.9 ppg, 3.3 apg

Jeff Stoutt (Jr. F) — 9.5 ppg

11/30	Eastern Washington	H	W	92-59	10,000
12/1	Wisconsin-Parkside	H	W	74-46	10,000
12/5	Hawaii-Hilo	A	W	104-80	3,000
12/7	Hawaii	A	W	75-74 ot	3,255
12/8	Hawaii	A	W	92-62	3,538
12/14	Portland	A	L	86-94	12,261
12/15	Portland State	H	W	92-71	10,000
12/17	Montana State	H	W	105-80	10,000
12/22	* Oregon	A	W	75-66	10,000
12/26	@ Idaho	N	W	100-59	11,025
12/28	@ BYU (#20)	N	W	86-71	11,875
12/29	@ Clemson	N	W	72-67	11,881
1/3	* UCLA (#16)	H	W	76-67	10,642
1/5	* USC	H	W	82-68	10,257
1/10	* Arizona	A	W	77-72	12,646
1/12	* Arizona State (#19)	A	W	63-59	13,242
1/17	* Washington State	H	W	65-63	10,110
1/19	* Washington	H	W	89-84	10,045
1/26	* California	A	W	86-55	6,600
1/28	* Stanford	A	W	18-16	5,097
1/31	* UCLA	A	L	67-93	12,305
2/2	* USC	A	W	73-72	6,522
2/7	* Arizona State (#19)	H	W	82-75 ot	10,153
2/9	* Arizona	H	W	73-63	10,455
2/14	* Washington	A	W	82-73	6,104
2/16	* Washington State	A	L	51-69	12,327
2/23	* Stanford	H	W	85-57	10,000
2/25	* California	H	W	52-51	10,000
3/1	* Oregon	H	W	67-55	10,000
3/8	# Lamar	N	L	77-81	11,551

* Pac-10 contest (1st place)

@ Far West Classic (Portland, Ore.)

NCAA West Regional (Ogden, Utah)

Total Home Attendance — 131,662 (average 10,128)

1980-81**26-2, 17-1****PACIFIC-10 CONFERENCE CHAMPIONS****NCAA TOURNAMENT****Head Coach:** Ralph Miller

Steve Johnson (Sr. C) — 21.0 ppg, 7.7 rpg

Mark Radford (Sr. G) — 13.0 ppg, 3.3 apg

Ray Blume (Sr. G) — 10.5 ppg, 3.6 apg

Lester Conner (Jr. G) — 7.0 ppg, 4.0 apg

11/29	BYU	H	W	75-68	10,000
12/4	Cal State Northridge	H	W	78-47	10,000
12/6	Pepperdine	A	W	82-76	2,985
12/8	Portland State	A	W	102-58	5,108
12/13	Portland	H	W	92-57	10,000
12/27	@ Northwestern	N	W	90-70	12,023
12/28	@ Rhode Island	N	W	103-55	11,088
12/29	@ Oregon	N	W	67-57	12,378
1/3	* Arizona State (#13)	A	W	71-67	14,317
1/5	* Arizona	A	W	61-49	10,510
1/9	* Stanford	H	W	76-62	10,125
1/10	* California	H	W	80-53	10,087
1/17	* Oregon	H	W	82-55	10,125
1/22	* Washington State	A	W	66-53	11,433
1/24	* Washington	A	W	97-91 ot	9,522
1/29	* UCLA (#10)	H	W	81-67	10,000
1/31	* USC	H	W	55-48	10,098
2/6	* California	A	W	69-54	6,600
2/7	* Stanford	A	W	62-57	8,000
2/12	* Oregon	A	W	78-61	10,000
2/14	St. John's	A	W	57-45	10,292
2/21	* Washington State	H	W	81-53	10,127
2/23	* Washington	H	W	89-63	10,059
2/27	* USC	A	W	73-64	6,541
3/1	* UCLA (#13)	A	W	82-76	12,582
3/5	* Arizona	H	W	80-62	10,159
3/7	* Arizona State (#5)	H	L	67-87	10,071
3/14	# Kansas State	N	L	48-50	12,340

* Pac-10 contest (1st place)

@ Far West Classic (Portland, Ore.)

NCAA West Regional (Los Angeles, Calif.)

Total Home Attendance — 120,851 (average 10,071)

1981-82**25-5, 16-2****PACIFIC-10 CONFERENCE CHAMPIONS****NCAA TOURNAMENT****Head Coach:** Ralph Miller

Lester Conner (Sr. G) — 14.9 ppg, 5.1 apg

Charlie Sitton (So. F) — 12.9 ppg, 4.3 rpg

Danny Evans (Jr. F) — 11.3 ppg

William Brew (Jr. G) — 9.2 ppg, 3.4 apg

11/28	Bradley	H	W	81-55	10,000
12/4	BYU (#15)	A	W	56-44	22,603
12/11	Portland	A	L	63-68	10,222
12/12	Pepperdine	H	W	84-69	10,000
12/18	\$ Pennsylvania	N	W	102-64	5,000
12/20	\$ Louisville (#3)	N	W	62-56	5,100
12/26	@ Pittsburgh	N	W	88-58	11,040
12/28	@ Idaho	N	L	49-71	12,083
12/29	@ Portland	N	W	61-55	11,751
1/2	* Arizona State	H	W	74-43	10,000
1/4	* Arizona	H	W	68-55	10,000
1/9	* California	A	W	74-43	6,500
1/11	* Stanford	A	W	81-38	2,814
1/16	* Oregon	A	W	76-61	9,318
1/22	* Washington State	H	W	64-48	10,000
1/23	* Washington	H	W	63-43	10,000
1/29	* UCLA (#20)	A	L	68-74	12,237
1/30	* USC	A	W	72-55	11,004
2/6	* Stanford	H	W	111-81	10,000
2/8	* California	H	W	57-50	10,000
2/13	* Oregon	H	W	94-51	10,000
2/18	* Washington	A	W	55-44	8,978
2/20	* Washington State	A	W	40-36	9,350
2/26	* UCLA	H	W	72-58	10,000
2/27	* USC	H	W	45-36	10,000

3/5	* Arizona	A	W	92-64	7,430
3/6	* Arizona State	A	L	60-68	4,783
3/14	# Pepperdine	N	W	70-51	12,340
3/18	% Idaho (#18)	N	W	60-42	15,237
3/20	% Georgetown (#6)	N	L	45-69	14,986

* Pac-10 contest (1st place)

\$ Suntory Bowl (Tokyo, Japan)

@ Far West Classic (Portland, Ore.)

NCAA West Regional (Pullman, Wash.)

% NCAA West Regional (Provo, Utah)

Total Home Attendance — 110,000 (average 10,000)

1982-83**20-11, 12-6****Head Coach:** Ralph Miller

Charlie Sitton (Jr. F) — 18.8 ppg, 5.2 rpg

A.C. Green (So. F) — 14.0 ppg, 7.6 rpg

Danny Evans (Sr. F) — 10.7 ppg

Steve Woodside (Fr. C) — 8.9 ppg, 3.8 rpg

11/26	Utah	A	L	62-68 ot	12,983
12/3	Portland	H	W	55-44	10,000
12/4	Fresno State	H	L	42-43	10,000
12/11	Missouri (#8)	A	L	59-87	10,666
12/17	\$ Western Illinois	N	W	91-71	8,900
12/18	\$ Bradley	A	W	76-62	8,500
12/21	Midwestern State	H	W	91-55	10,000
12/27	@ Tennessee State	N	W	59-47	9,218
12/28	@ Lamar	N	W	76-61	9,506
12/29	@ Idaho	N	L	41-42 ot2	12,117
1/6	* Stanford	H	W	62-53	10,000
1/8	* California	H	L	52-59	10,000
1/13	* USC	A	L	69-74	3,312
1/15	* UCLA (#5)	A	L	77-99	12,102
1/20	* Washington State	H	L	64-76	10,000
1/22	* Washington	H	W	71-52	10,000
1/27	* Arizona State	A	W	68-59	6,088
1/29	* Arizona	A	W	72-54	6,420
2/5	* Oregon	H	W	63-46	10,000
2/12	* UCLA (#5)	H	W	69-65	10,000
2/14	* USC	H	W	62-50	10,000
2/17	* Washington	A	W	60-50	4,837
2/19	* Washington State	A	L	61-63 ot	12,150
2/26	* Arizona	H	W	81-56	10,000
2/28	* Arizona State	H	W	108-93	10,000
3/5	* Oregon	A	W	62-60	9,050
3/10	* California	A	W	70-65 ot	5,500
3/12	* Stanford	A	L	75-88	6,066
3/16	# Idaho	H	W	77-59	7,800
3/21	# New Orleans	H	W	88-71	9,800
3/24	# Fresno State	H	L	67-76	9,806

* Pac-10 contest (t-3rd place)

\$ River City Tournament (Peoria, Ill.)

@ Far West Classic (Portland, Ore.)

NIT Tournament

Total Home Attendance — 147,406 (average 9,827)

1983-84**22-7, 15-3****PACIFIC-10 CONFERENCE CO-CHAMPIONS****NCAA TOURNAMENT****Head Coach:** Ralph Miller

A.C. Green (Jr. F) — 17.8 ppg, 8.7 rpg

Charlie Sitton (Sr. F) — 14.9 ppg, 4.3 rpg

Steve Woodside (So. C) — 10.8 ppg, 5.2 rpg

Darryl Flowers (So. G) — 6.6 ppg, 3.7 apg

12/2	\$ Arkansas State	N	W	49-40	15,450
12/3	\$ Iowa (#5)	A	L	45-56	15,450
12/10	Iowa (#5)	H	W	53-48	10,000
12/16	Utah	H	W	62-49	10,000
12/17	Portland	A	W	65-49	6,608
12/19	Fresno State	A	L	47-60	6,582
12/27	@ Boise State	N	W	61-42	9,166
12/29	@ Washington State	N	W	79-57	8,904
12/30	@ Oregon	N	W	63-59 ot	12,134
1/5	* Stanford	A	W	64-59	6,432
1/14	* USC	H	W	51-45	10,000

1/19	* Washington State	A	L	65-74	6,800
1/21	* Washington	A	L	58-72	8,667
1/23	* Stanford	H	W	73-68	10,000
1/26	* Arizona State	H	W	67-62	10,000
1/28	* California	A	W	44-42	6,000
2/2	* Oregon	A	W	70-66	10,099
2/5	Michigan State	A	L	55-56	10,004
2/9	* USC	A	W	66-57	2,701
2/11	* UCLA	A	W	72-63	7,841
2/13	* Arizona	H	W	53-48	10,000
2/16	* Washington (#15)	H	W	64-52	10,000
2/18	* Washington State	H	W	66-55	10,000
2/23	* Arizona State	A	W	69-58	5,131
2/25	* Arizona	A	L	58-69	9,226
3/3	* Oregon	H	W	29-23	10,000
3/8	* California	H	W	64-60 ot	10,000
3/10	* UCLA	H	W	70-65	10,000
3/15	# West Virginia	N	L	62-64	7,105

* Pac-10 contest (t-1st place)

\$ Iowa Hawkeye Classic (Iowa City, Iowa)

@ Far West Classic (Portland, Ore.)

NCAA Mideast Regional (Birmingham, Ala.)

Total Home Attendance — 110,000 (average 10,000)

1984-85

22-9, 12-6

NCAA TOURNAMENT

Head Coach: Ralph Miller

A.C. Green (Sr. F) — 19.1 ppg, 9.2 rpg

Steve Woodside (Jr. C) — 12.6 ppg, 5.0 rpg

Darryl Flowers (Jr. G) — 10.1 ppg, 4.2 apg

Eric Knox (Fr. G) — 7.1 ppg

12/1	Missouri	H	W	54-52	10,230
12/7	Portland	H	W	69-54	10,100
12/8	Gonzaga	H	W	62-46	10,000
12/15	Boise State	A	W	74-59	7,768
12/18	Santa Clara	A	W	64-62	5,000
12/21	Hawaii	A	L	64-81	6,404
12/22	Hawaii-Loa	A	W	97-49	150
12/28	@ Pennsylvania	N	W	80-58	8,008
12/29	@ Fresno State	N	W	66-50	9,573
12/30	@ California	N	W	70-59	11,167
1/3	* UCLA	H	W	59-49	10,400
1/5	* Washington (#15)	A	W	52-45	7,048
1/9	* Oregon	H	W	59-54	10,400
1/12	Kansas State	A	W	56-55	6,100
1/19	* Washington State	A	W	73-57	6,000
1/24	* Arizona	H	W	59-55	10,400
1/26	* Arizona State	H	L	82-83 ot2	10,400
1/31	* California	A	L	36-42	6,000
2/2	* Stanford	A	W	83-73	4,717
2/4	* USC	H	L	58-60	10,400
2/9	* Oregon	A	W	53-51	10,099
2/14	* Washington State	H	W	69-49	10,400
2/16	* Washington	H	L	45-60	10,400
2/21	* Arizona State	A	W	75-64	5,878
2/23	* Arizona	A	L	52-67	13,316
2/26	New Mexico	H	L	65-72	9,015
2/28	* Stanford	H	W	54-49	9,214
3/2	* California	H	W	51-37	10,116
3/7	* UCLA	A	L	51-59	10,344
3/9	* USC	A	W	60-58 ot	8,254
3/14	# Notre Dame	A	L	70-79	10,751

* Pac-10 contest (t-3rd place)

@ Far West Classic (Portland, Ore.)

NCAA Southeast Regional (South Bend, Ind.)

Total Home Attendance — 131,475 (average 10,113)

1985-86

12-15, 8-10

Head Coach: Ralph Miller

Jose Ortiz (Jr. C) — 16.4 ppg, 8.6 rpg

Darrin Houston (Sr. G) — 12.3 ppg

Steve Woodside (Sr. C) — 9.9 ppg, 6.3 rpg

Darryl Flowers (Sr. G) — 9.1 ppg, 4.2 apg

11/22	Portland	A	L	57-58	3,712
-------	----------	---	---	-------	-------

11/27	Wichita State	A	L	63-66 ot	10,300
11/30	New Mexico	A	L	63-81	18,112
12/12	Boise State	H	W	60-58 ot	7,049
12/14	Santa Clara	H	W	77-62	7,494
12/22	* USC	A	W	68-64	3,726
12/26	@ Tennessee Tech	N	W	69-54	7,384
12/28	@ St. Joseph's	N	L	46-64	8,187
12/29	@ Boston U.	N	W	59-55	7,345
1/4	* UCLA	A	W	54-49	6,843
1/11	* Oregon	A	W	63-56	10,099
1/16	* Washington State	H	W	57-54	8,917
1/18	* Washington	H	L	72-73	10,400
1/23	* Arizona	A	L	62-63 ot	12,631
1/25	* Arizona State	A	L	56-71	4,902
1/31	* California	H	W	58-42	8,928
2/2	* Stanford	H	L	52-56	7,892
2/4	UTEP (#19)	H	L	49-64	7,230
2/8	* Oregon	H	L	47-60	10,400
2/14	* Washington	A	L	55-65	7,471
2/16	* Washington State	A	W	66-49	5,600
2/20	* Arizona State	H	W	75-69 ot	7,233
2/22	* Arizona	H	L	53-55	10,400
2/27	* Stanford	A	W	74-60	5,033
3/2	* California	A	L	66-72	6,660
3/6	* UCLA	H	L	63-74	7,767
3/8	* USC	H	L	60-66	7,727

* Pac-10 contest (t-5th place)

@ Far West Classic (Portland, Ore.)

Total Home Attendance — 101,437 (average 8,453)

1986-87

19-11, 10-8

Head Coach: Ralph Miller

Jose Ortiz (Sr. C) — 22.3 ppg, 8.7 rpg

Gary Payton (Fr. G) — 12.5 ppg, 4.0 rpg, 7.6 apg

Eric Knox (So. G) — 11.1 ppg, 3.7 rpg, 3.2 apg

Bill Sherwood (Jr. F) — 7.7 ppg

11/29	UTEP	A	W	83-72	12,222
12/5	UC Santa Barbara	H	W	91-85	6,743
12/6	Portland	H	W	67-51	7,351
12/11	Puget Sound	H	W	70-52	5,874
12/13	Gonzaga	A	W	70-57	3,112
12/21	* California	A	L	61-69	6,450
12/23	* Stanford	A	W	70-66	5,065
12/27	@ Idaho	N	W	79-58	11,983
12/28	@ Louisiana Tech	N	L	76-93	8,680
12/29	@ San Jose State	N	W	65-55	8,189
1/2	* Arizona	H	L	48-54	7,114
1/4	* Arizona State	H	W	81-75	6,897
1/10	* Oregon	H	W	71-63	9,746
1/15	* USC	A	W	57-51	3,828
1/18	* UCLA	A	L	67-69 ot	11,106
1/22	* Washington State	H	W	66-48	6,768
1/24	* Washington	H	W	71-50	7,978
1/29	* Stanford	H	W	71-59	6,512
1/31	* California	H	W	59-57	10,400
2/5	* Arizona State	A	W	86-71	4,215
2/8	Chicago State	H	W	79-52	6,078
2/12	* Oregon	A	W	64-63	10,099
2/14	* Arizona	A	L	61-71	13,124
2/19	* UCLA	H	L	53-57	10,400
2/21	* USC	H	L	55-65	7,520
2/26	* Washington State	A	L	63-73	4,000
3/1	* Washington	A	L	61-63	5,132
3/6	# California	N	L	57-64	8,918
3/13	% New Mexico	A	W	85-82	12,416
3/17	% California	H	L	62-65	6,351

* Pac-10 contest (t-3rd place)

@ Far West Classic (Portland, Ore.)

Pac-10 Tournament (Los Angeles/Pauley Pavilion)

% NIT Tournament

Total Home Attendance — 105,732 (average 7,552)

1987-88**20-11, 12-6****NCAA TOURNAMENT****Head Coach:** Ralph Miller

Bill Sherwood (Sr. F) — 14.7 ppg, 3.4 rpg

Gary Payton (So. G) — 14.5 ppg, 7.4 apg

Earl Martin (So. F) — 12.3 ppg, 5.4 rpg

Eric Knox (Jr. G) — 12.2 ppg, 4.1 rpg, 3.7 apg

11/27	\$ Clemson	N	L	54-69	5,637
12/3	UC Santa Barbara	A	L	70-71	3,575
12/5	Portland	A	W	74-62	4,317
12/9	Loyola Marymount	H	W	84-69	5,210
12/12	U.S. International	H	W	85-57	6,098
12/19	Wichita State	H	L	57-60	6,214
12/26	@ Texas Christian	N	W	63-49	6,836
12/28	@ Lamar	N	W	62-44	6,773
12/29	@ Oregon	N	W	62-51	8,930
1/7	* UCLA	A	W	65-64	7,721
1/9	* USC	A	W	80-77 ot	2,216
1/14	* Arizona (#1)	H	L	48-70	10,400
1/16	* Arizona State	H	W	76-68	8,529
1/21	* Washington	A	L	59-63	4,038
1/23	* Washington State	A	L	49-56	4,172
1/28	* Stanford	H	L	65-78	6,292
1/30	* California	H	W	82-46	7,201
2/4	* USC	H	W	84-57	6,773
2/7	* UCLA	H	W	73-68	7,612
2/11	* Arizona State	A	W	78-75	4,335
2/14	* Arizona (#3)	A	L	62-77	13,257
2/18	* Washington State	H	W	62-48	6,469
2/20	* Washington	H	W	69-57	10,400
2/25	* California	A	W	65-54	6,450
2/27	* Stanford	A	W	63-61	7,387
3/3	* Oregon	H	W	59-47	10,400
3/5	* Oregon	A	L	61-62	10,099
3/11	# Washington	N	W	80-61	13,061
3/12	# Washington State	N	W	74-68 ot2	13,549
3/13	# Arizona (#3)	A	L	67-93	13,796
3/17	% Louisville	N	L	61-70	10,566

* Pac-10 contest (t-2nd place)

\$ at Taiwan

@ Far West Classic (Portland, Ore.)

Pac-10 Tournament (Tucson, Ariz.)

% NCAA Southeast Regional (Atlanta, Ga.)

Total Home Attendance — 91,598 (average 7,633)

1988-89**22-8, 13-5****NCAA TOURNAMENT****Head Coach:** Ralph Miller

Gary Payton (Jr. G) — 20.1 ppg, 4.1 rpg, 8.1 apg

Eric Knox (Sr. G) — 16.4 ppg, 3.9 rpg, 3.9 apg

Will Brantley (So. G) — 10.5 ppg, 4.0 rpg

Teo Alibegovic (Fr. F) — 10.4 ppg

11/26	Portland	H	W	106-59	7,312
12/3	Kansas State	H	W	66-48	9,984
12/7	Loyola Marymount	A	W	100-90	4,025
12/10	Boise State	A	L	43-53	9,956
12/17	* Stanford	A	L	59-87	7,450
12/19	Gonzaga	H	W	74-51	6,483
12/23	* Arizona (#9)	H	L	69-73	10,400
12/28	@ St. Joseph's	N	W	89-67	9,288
12/29	@ Michigan State	N	W	63-58	8,484
12/30	@ Clemson	N	W	72-58	9,307
1/5	* USC	H	W	64-55	9,785
1/8	* UCLA	H	W	82-69	10,285
1/12	* Arizona (#12)	A	L	64-85	13,599
1/14	* Arizona State	A	W	85-65	3,975
1/19	* Washington	H	W	71-70	7,773
1/21	* Washington State	H	W	90-63	10,219
1/26	* California	A	W	69-64 ot	6,578
2/2	* USC	A	W	74-65	2,016
2/5	* UCLA	A	L	75-92	8,636
2/9	* Arizona State	H	W	89-83	7,776
2/11	Marquette	A	W	76-73	12,786
2/16	* Washington State	A	W	83-70	2,940

2/18	* Washington	A	W	106-66	4,809
2/23	* California	H	W	60-54	8,644
2/25	* Stanford (#16)	H	L	58-60	10,400
3/2	* Oregon	A	W	73-69	9,038
3/5	* Oregon	H	W	98-79	10,400
3/10	# California	N	W	79-66	7,195
3/11	# Arizona (#1)	N	L	87-98	10,565
3/15	% Evansville	N	L	90-94 ot	12,787

* Pac-10 contest (t-3rd place)

@ Far West Classic (Portland, Ore.)

Pac-10 Tournament (Los Angeles/Forum)

% NCAA West Regional (Tucson, Ariz.)

Total Home Attendance — 109,461 (average 9,122)

1989-90**22-7, 15-3****PACIFIC-10 CONFERENCE CO-CHAMPIONS****NCAA TOURNAMENT****Head Coach:** Jim Anderson

Gary Payton (Sr. G) — 25.7 ppg, 4.7 rpg, 8.1 apg

Earl Martin (Sr. F) — 11.9 ppg, 5.2 rpg

Will Brantley (Jr. G) — 11.0 ppg, 4.0 rpg

Teo Alibegovic (Jr. F) — 8.9 ppg, 3.3 rpg

11/24	Marquette	H	W	71-57	9,826
11/30	* Arizona State	H	W	87-64	8,677
12/2	* Arizona (#2)	H	W	84-61	10,275
12/8	Memphis State (#16)	A	L	72-78	8,007
12/10	Tennessee	A	W	96-90 ot	7,839
12/16	Gonzaga	A	W	82-61	3,309
12/19	Loyola Marymount	H	L	113-117	9,183
12/22	Boise State	H	W	76-42	8,289
12/27	@ Boston U.	N	W	86-66	10,490
12/29	@ Louisiana Tech	N	W	82-81	11,015
12/30	@ Oregon	N	W	71-68	12,105
1/5	* Stanford	A	W	77-76 ot	6,623
1/7	* California	A	W	64-58	6,578
1/13	* Oregon	A	W	69-67	10,063
1/18	* Washington State	H	W	79-64	9,814
1/20	* Washington	H	W	70-63	10,400
1/25	* USC	A	W	92-82	2,129
1/27	* UCLA (#23)	A	L	80-94	12,525
2/1	* California	H	W	98-81	9,580
2/3	* Stanford	H	W	84-70	10,400
2/11	* Oregon	H	W	57-55	10,400
2/15	* Washington	A	L	57-66	4,534
2/18	* Washington State	A	W	83-63	3,408
2/22	* USC	H	W	98-94 ot	9,878
2/24	* UCLA	H	W	83-74	10,400
3/1	* Arizona State	A	W	73-59	7,188
3/3	* Arizona (#23)	A	L	60-87	13,658
3/9	# Arizona State	A	L	75-83	4,380
3/15	% Ball State	N	L	53-54	10,020

* Pac-10 contest (t-1st place)

@ Far West Classic (Portland, Ore.)

Pac-10 Tournament (Tempe, Ariz.)

% NCAA West Regional (Salt Lake City, Utah)

Total Home Attendance — 117,122 (average 9,760)

1990-91**14-14, 8-10****Head Coach:** Jim Anderson

Teo Alibegovic (Sr. F) — 18.1 ppg, 4.2 rpg

Will Brantley (Sr. G) — 13.3 ppg, 4.9 rpg

Chad Scott (So. F) — 12.8 ppg, 8.3 rpg

Mario Jackson (Jr. F) — 11.7 ppg, 5.2 rpg

11/28	Fresno State	H	W	89-76	7,341
12/7	\$ Illinois	A	L	78-112	8,008
12/8	\$ Long Beach State	N	W	75-72	12,098
12/12	New Orleans	A	L	64-68 ot	2,085
12/15	Minnesota	A	L	53-64	14,868
12/19	Memphis State	H	W	78-74	6,254
12/22	Tennessee	H	W	82-66	7,294
12/27	Western Michigan	H	W	101-76	6,129
12/29	@ Oregon	N	L	71-78	7,642
1/3	* Stanford	H	W	73-66	9,013
1/5	* California	H	W	59-55	9,563

1/7	Gonzaga	H	W	74-65	7,498
1/12	* Oregon	H	W	84-76	10,400
1/17	* Washington State	A	L	77-99	5,250
1/19	* Washington	A	W	70-60	3,289
1/24	* UCLA (#11)	H	W	97-96 ot2	9,628
1/26	* USC	H	L	68-70	9,719
1/31	* California	A	L	76-83	6,578
2/2	* Stanford	A	L	59-64	6,100
2/6	* Oregon	A	L	66-83	9,756
2/14	* Washington	H	W	80-63	7,891
2/16	* Washington State	H	W	87-85 ot	10,400
2/21	* USC	A	L	75-85	3,521
2/23	* UCLA (#17)	A	L	56-87	10,618
2/28	* Arizona (#7)	H	L	65-103	8,639
3/2	* Arizona State	H	W	91-69	7,589
3/7	* Arizona (#9)	A	L	67-82	13,819
3/9	* Arizona State	A	L	69-84	11,326

* Pac-10 contest (t-5th place)

\$ Illini Classic (Champaign, Ill.)

@ at Portland, Ore.

Total Home Attendance: 117,358 (average 8,383)

1991-92

15-16, 7-11

Head Coach: Jim Anderson

Scott Haskin (Jr. C) — 18.0 ppg, 6.5 rpg, 2.2 bpg

Charles McKinney (Jr. G) — 11.7 ppg, 3.3 apg

Mario Jackson (Sr. F) — 8.9 ppg, 4.4 rpg

Kareem Anderson (Fr. G) — 8.6 ppg

11/26	New Orleans	H	W	79-58	6,761
11/29	Alaska-Anchorage	A	W	80-66	6,829
11/30	\$ UMass	N	L	65-74	5,639
12/1	\$ Eastern Michigan	N	W	87-72	4,773
12/5	Western Michigan	A	L	76-87	2,055
12/7	Ohio State (#4)	A	L	56-84	13,276
12/14	SW Missouri State	H	W	72-63	6,102
12/18	Oral Roberts	H	W	112-87	7,083
12/21	Fresno State	A	L	72-83	10,072
12/27	@ LaSalle	N	W	92-80	7,020
12/28	@ Minnesota	N	W	92-80	6,959
1/2	Sacramento State	H	W	104-89	6,701
1/3	James Madison	H	L	68-80	7,342
1/9	* Stanford	H	L	64-67	9,443
1/11	* California	H	W	77-65	8,826
1/16	* USC	A	L	73-90	3,687
1/18	* UCLA (#2)	A	L	81-87 ot	11,921
1/23	* Washington	H	W	82-58	8,743
1/25	* Washington State	H	L	69-81	7,439
1/30	* Arizona State	A	W	61-47	7,892
2/2	* Arizona (#9)	A	L	58-86	13,918
2/8	* Oregon	A	L	63-64	7,784
2/13	* UCLA (#3)	H	L	62-72	9,374
2/15	* USC (#13)	H	W	92-78	10,400
2/20	* Washington State	A	L	84-87 ot	4,025
2/23	* Washington	A	W	77-67	3,937
2/27	* Arizona State	H	W	80-72	8,262
2/29	* Arizona (#5)	H	L	62-70	9,429
3/7	* Oregon	H	W	62-54	10,400
3/12	* California	A	L	66-79	6,578
3/14	* Stanford	A	L	56-76	7,320

* Pac-10 contest (7th place)

\$ Great Alaska Shootout (Anchorage, Alaska)

@ Far West Classic (Portland, Ore.)

Total Home Attendance — 116,305 (average 8,308)

1992-93

13-14, 9-9

Head Coach: Jim Anderson

Scott Haskin (Sr. C) — 16.7 ppg, 8.2 rpg, 1.9 bpg

Chad Scott (Sr. F) — 14.1 ppg, 6.9 rpg

Charles McKinney (Sr. G) — 10.0 ppg, 3.3 apg

Mustapha Hoff (Jr. F) — 9.5 ppg, 4.5 rpg

12/1	Pacific (Calif.)	H	W	79-62	5,912
12/3	Oklahoma (#15)	A	L	75-78	8,217
12/5	Seattle Pacific	H	W	69-62	6,384
12/12	SW Missouri State	A	L	48-63	7,901

12/19	North Carolina State	A	L	68-69	7,125
12/22	James Madison	A	L	56-70	5,100
12/28	@ Ohio State	N	L	77-85	10,813
12/29	@ BYU (#25)	N	W	93-79	10,535
1/2	UC San Diego	H	W	97-39	5,382
1/7	* Stanford	A	W	77-66	3,707
1/9	* California	A	W	64-63	6,578
1/14	* USC	H	W	68-57	8,109
1/16	* UCLA (#16)	H	W	79-73	9,632
1/21	* Washington	A	W	73-70	3,357
1/23	* Washington State	A	L	51-56	5,231
1/28	* Arizona State	H	L	73-82	7,657
1/30	* Arizona (#8)	H	L	54-57	10,103
2/6	* Oregon	H	W	83-75	10,400
2/11	* UCLA	A	L	75-76	7,921
2/13	* USC	A	L	60-69	3,569
2/18	* Washington State	H	W	59-58	7,359
2/20	* Washington	H	L	51-61	8,482
2/25	* Arizona (#4)	A	L	70-81	14,001
2/27	* Arizona State	A	L	61-76	8,162
3/6	* Oregon	A	W	54-48	8,681
3/11	* California	H	L	72-78	7,928
3/13	* Stanford	H	W	82-65	6,932

* Pac-10 contest (t-5th place)

@ Far West Classic (Portland, Ore.)

Total Home Attendance — 94,280 (average 7,857)

1993-94

6-21, 2-16

Head Coach: Jim Anderson

Brent Barry (Jr. G) — 15.2 ppg, 5.2 rpg, 3.5 apg

Stephane Brown (Jr. G) — 14.0 ppg, 4.6 apg

Kareem Anderson (Jr. F) — 13.6 ppg, 5.3 rpg

Jerohn Brown (Fr. C) — 8.0 ppg, 5.9 rpg

12/4	Oklahoma	H	L	87-93	6,953
12/10	\$ Oklahoma Baptist	N	L	69-85	5,000
12/11	\$ Nicholls State	N	L	86-93	1,400
12/16	Bradley	H	W	54-42	5,308
12/18	Fresno State	A	L	62-74	7,968
12/22	North Carolina State	H	L	58-66	6,019
12/27	@ UNC-Wilmington	N	W	77-57	5,183
12/28	@ Oregon	N	W	79-75	5,734
12/31	Portland	H	W	82-78	5,486
1/6	* USC	A	L	76-82	3,128
1/8	* UCLA (#6)	A	L	71-104	8,684
1/15	* Oregon	A	L	64-74	6,927
1/20	* Washington	H	W	75-71 ot	6,151
1/22	* Washington State	H	L	66-81	6,836
1/27	* Arizona State	A	L	82-88	6,352
1/29	* Arizona (#13)	A	L	56-100	13,975
2/3	* California (#19)	H	L	61-67	7,951
2/5	* Stanford	H	L	67-71	9,273
2/12	* Oregon	H	W	101-91 ot2	7,601
2/17	* Washington State	A	L	64-101	4,017
2/19	* Washington	A	L	49-62	3,109
2/24	* Arizona (#9)	H	L	69-96	6,705
2/26	* Arizona State	H	L	60-80	5,883
3/3	* Stanford	A	L	66-90	3,389
3/5	* California (#20)	A	L	44-74	15,039
3/10	* UCLA (#15)	H	L	67-78	6,558
3/12	* USC	H	L	68-69	5,189

* Pac-10 contest (10th place)

\$ BYU Cougar Classic (Provo, Utah)

@ Far West Classic (Portland, Ore.)

Total Home Attendance — 85,913 (average 6,609)

1994-95

9-18, 6-12

Head Coach: Jim Anderson

Brent Barry (Sr. G) — 21.0 ppg, 5.9 rpg, 3.9 apg

Mustapha Hoff (Sr. F) — 18.8 ppg, 7.5 rpg

Stephane Brown (Sr. G) — 11.5 ppg, 3.4 apg

Vladimir Heredia (Jr. F) — 6.9 ppg, 3.6 rpg

11/26	Bradley	A	L	64-69	8,235
11/30	New Orleans	H	W	78-61	5,782
12/3	Portland	A	L	71-74	3,769

12/10	Santa Clara	H	W	85-75	5,332
12/12	Fresno State	H	W	72-67	4,969
12/17	Pacific (Calif.)	A	L	66-72	2,754
12/20	UC Irvine	A	L	73-89	2,410
12/27	@ Notre Dame	N	L	69-72	7,531
12/28	@ George Washington	N	L	70-77	9,322
1/5	* USC	H	W	90-89 ot	6,023
1/7	* UCLA (#2)	H	L	78-87	8,013
1/14	* Oregon (#25)	H	L	83-96	10,258
1/19	* Washington	A	L	57-75	3,883
1/21	* Washington State	A	L	75-77	6,971
1/26	* Arizona State (#13)	H	W	83-70	5,087
1/28	* Arizona (#12)	H	L	98-111	8,589
2/2	* California	A	W	76-67	6,578
2/4	* Stanford (#17)	A	L	82-95	7,013
2/11	* Oregon (#22)	A	L	86-107	10,086
2/16	* Washington State	H	L	85-94	5,916
2/18	* Washington	H	L	63-65	5,725
2/23	* Arizona (#13)	A	L	69-83	14,257
2/25	* Arizona State (#15)	A	L	44-82	11,036
3/2	* Stanford (#20)	H	W	90-71	5,293
3/4	* California	H	W	83-67	6,758
3/9	* UCLA (#1)	A	L	67-86	12,682
3/11	* USC	A	W	83-81 ot	2,132

* Pac-10 contest (7th place)

@ Far West Classic (Portland, Ore.)

Total Home Attendance — 77,745 (average 6,479)

1995-96

6-21, 4-14

Head Coach: Eddie Payne

J.D. Vetter (Sr. G) — 10.1 ppg

Rob Williams (So. G) — 9.6 ppg

Markee Brown (Jr. G) — 8.9 ppg, 4.5 rpg

Sonny Benjamin (So. F) — 8.8 ppg, 4.5 rpg

11/25	@ Santa Clara	N	L	45-50	5,507
11/30	Portland	A	L	50-61	2,423
12/2	UC Irvine	H	W	64-57	3,851
12/9	Long Beach State	H	L	54-65	3,762
12/16	Texas	A	L	54-83	9,934
12/18	New Orleans	A	W	68-61	1,444
12/29	@ Mississippi St. (#17)	N	L	62-76	10,167
12/30	@ Oregon	N	L	50-75	10,771
1/3	MSU-Billings	H	L	74-79	3,187
1/6	* Oregon	A	L	59-70	7,665
1/11	* Washington	H	W	63-55	4,318
1/13	* Washington State	H	L	62-76	5,548
1/18	* California	A	W^	52-70	6,578
1/20	* Stanford	A	L	51-84	5,569
1/25	* Arizona (#14)	H	L	59-66	5,283
1/27	* Arizona State	H	L	75-93	5,011
2/1	* USC	A	L	47-64	2,122
2/3	* UCLA (#19)	A	L	60-69	11,280
2/8	* Washington State	A	L	42-61	8,940
2/10	* Washington	A	L	40-50	5,736
2/15	* Stanford (#20)	H	L	50-65	4,485
2/17	* California	H	W^	51-57	4,755
2/22	* Arizona State	A	L	58-63 ot	8,903
2/24	* Arizona (#13)	A	L	60-84	14,221
2/29	* UCLA (#17)	H	L	66-68	5,873
3/2	* USC	H	W	56-54	5,038
3/9	* Oregon	H	L	46-62	7,917

* Pac-10 contest (9th place)

@ Far West Classic (Portland, Ore./Rose Garden)

Total Home Attendance — 59,028 (average 4,919)

Note: California later forfeited both games.

1996-97

7-20, 3-15

Head Coach: Eddie Payne

Carson Cunningham (Fr. G) — 14.9 ppg, 4.7 apg

Corey Benjamin (Fr. G) — 14.9 ppg, 4.0 rpg

Ron Grady (Fr. G) — 9.3 ppg

Terrill Woods (Jr. F) — 7.2 ppg, 5.7 rpg

11/26	Portland	H	W	81-64	5,666
11/30	Nebraska	A	L	67-75	11,007

12/3	Long Beach State	A	L	56-68	3,113
12/7	Azusa Pacific	H	W	79-64	5,480
12/14	Portland State	H	W	79-60	5,753
12/18	Texas (#14)	H	L	83-86	6,767
12/20	Northeastern Illinois	A	L	63-78	450
12/27	@ Bradley	N	W	72-60	12,150
12/28	@ Oregon (#24)	N	L	64-66	13,415
1/4	* Oregon (#20)	H	L	69-91	10,400
1/9	* Washington	A	L	72-77	5,519
1/11	* \$ Washington State	A	L	64-80	5,417
1/16	* California	H	L	70-80	5,709
1/18	* Stanford (#15)	H	W	86-77	7,904
1/23	* Arizona (#11)	A	L	48-99	14,259
1/25	* Arizona State	A	L	75-78 ot	3,712
1/30	* USC	H	L	68-71	6,255
2/1	* UCLA	H	L	68-74	8,307
2/6	* Washington State	H	W	61-49	6,462
2/8	* Washington	H	L	78-87	9,881
2/13	* Stanford (#22)	A	L	54-87	5,882
2/15	* California	A	L	68-90	6,578
2/20	* Arizona State	H	W	71-67	5,459
2/22	* Arizona (#13)	H	L	64-74	6,426
2/27	* UCLA (#10)	A	L	69-81	11,048
3/1	* USC	A	L	62-83	4,431
3/8	* Oregon	A	L	73-88	10,024

* Pac-10 contest (9th place)

@ Far West Classic (Portland, Ore./Rose Garden)

\$ at Spokane, Wash.

Total Home Attendance — 90,469 (average 6,959)

1997-98

13-17, 3-15

Head Coach: Eddie Payne

Corey Benjamin (So. G) — 19.8 ppg, 5.0 rpg

Jerome Vaden (Sr. G) — 10.8 ppg

Ron Grady (So. G) — 10.4 ppg, 4.1 rpg

Deaundra Tanner (Fr. G) — 9.0 ppg, 3.0 apg

11/20	Cal State Northridge	H	W	91-79	6,249
11/25	UC San Diego	H	W	116-78	6,492
11/29	Sacramento State	H	W	89-56	6,534
12/4	UC Irvine	A	W	65-43	1,182
12/6	Santa Clara	A	L	55-68	2,236
12/13	Northeastern Illinois	H	W	92-60	5,782
12/16	St. Martin's	H	W	73-61	4,719
12/20	@ Utah (#7)	N	L	61-69	8,585
12/28	Hawaii-Hilo	A	W	79-68	500
12/29	\$ Kent State	N	W	76-68	250
12/30	\$ Boise State	N	W	71-60	400
1/3	* Stanford (#7)	H	L	48-68	8,133
1/5	* California	H	L	70-84	6,269
1/8	* UCLA (#10)	A	L	72-90	9,614
1/10	* USC	A	L	67-71	2,735
1/15	* Washington State	H	L	53-69	6,133
1/17	* Washington	H	L	55-70	6,236
1/22	* Arizona State	A	W	70-61	4,482
1/25	* Arizona (#6)	A	L	80-93	14,525
1/28	Portland State	H	W	67-63	5,163
1/31	* Oregon	A	L	67-74	9,087
2/5	* USC	H	W	83-74 ot	5,584
2/7	* UCLA (#6)	H	L	75-84	10,400
2/12	* Washington	A	L	74-84	5,119
2/14	* Washington State	A	L	68-80	2,000
2/19	* Arizona (#3)	H	L	70-71	7,527
2/21	* Arizona State	H	L	63-70	6,201
2/28	* Oregon	H	L	48-50	9,191
3/5	* California	A	W	46-43	8,072
3/7	* Stanford (#11)	A	L	77-85	7,391

* Pac-10 contest (t-9th place)

@ at Portland, Ore./Rose Garden

\$ at Hilo, Hawaii

Total Home Attendance — 100,613 (average 6,708)

1998-99

13-14, 7-11

Head Coach: Eddie Payne

Deandra Tanner (So. G) — 15.8 ppg, 4.7 apg

Josh Steinthal (So. G) — 11.9 ppg

Jason Heide (So. C) — 10.9 ppg, 5.6 rpg

Ramunas Petraitis (Jr. G) — 6.4 ppg

11/19	Idaho State	H	W	63-53	4,251
11/28	UC Irvine	H	W	80-70	4,065
12/1	@ Colorado State	N	L	50-64	2,735
12/4	Arkansas-Pine Bluff	H	W	74-56	4,281
12/17	Chicago State	H	W	87-56	4,003
12/21	BYU-Hawaii	A	W	50-45	407
12/22	\$ Alabama	N	L	49-59	417
12/23	\$ Tulsa	N	L	57-59	427
12/30	Notre Dame (Calif.)	H	W	71-39	4,382
1/2	* Stanford (#5)	A	L	56-72	7,391
1/4	* California	A	L	52-54	8,574
1/7	* UCLA (#8)	H	W	65-63	7,232
1/9	* USC	H	W	69-66 ot	7,196
1/14	* Washington	A	L	50-70	6,858
1/16	* Washington State	A	L	79-84	5,767
1/21	* Arizona State	H	W	81-51	6,116
1/23	* Arizona (#9)	H	W	60-59	10,204
1/30	* Oregon	H	W	48-45	10,400
2/4	* USC	A	L	61-86	2,580
2/7	* UCLA (#13)	A	L	67-85	9,472
2/11	* Washington	H	L	69-82	7,024
2/13	* Washington State	H	W	83-64	7,381
2/18	* Arizona (#8)	A	L	72-89	14,431
2/20	* Arizona State	A	L	66-87	5,002
2/27	* Oregon	A	L	68-73	9,087
3/4	* California	H	L	61-68	6,003
3/6	* Stanford (#6)	H	W	59-45	9,003

* Pac-10 contest (t-7th place)

@ at Portland, Ore./Rose Garden

\$ Pearl Harbor Classic (Laie, Hawaii)

Total Home Attendance — 91,541 (average 6,539)

1999-2000

13-16, 5-13

Head Coach: Eddie Payne

Deandra Tanner (Jr. G) — 14.2 ppg, 5.1 apg

Brian Jackson (Fr. F) — 12.5 ppg, 5.1 rpg

Jason Heide (Jr. C) — 10.7 ppg, 5.0 rpg

Josh Steinthal (Jr. G) — 9.0 ppg

11/23	Chico State	H	W	92-48	4,485
11/26	\$ South Carolina State	N	W	92-57	800
11/27	\$ Mississippi	N	L	58-77	800
11/28	\$ Clemson	N	W	53-35	1,518
12/1	Idaho	H	W	66-49	5,204
12/4	Colorado State	A	L	78-83	3,569
12/11	Denver	H	W	70-63	5,230
12/15	Eastern Washington	H	W	78-62	4,243
12/20	Wyoming	H	W	83-77	5,137
12/26	Utah	A	L	77-87	13,493
1/4	Texas A&M-C. Christi	H	W	82-70	4,072
1/8	* Oregon	H	L	49-67	10,400
1/13	* Stanford (#3)	H	L	45-73	6,823
1/15	* California	H	L	65-71	5,533
1/20	* Washington State	A	W	77-73	2,787
1/23	* Washington	A	W	74-57	7,912
1/27	* UCLA	H	L	74-85	6,014
1/29	* USC (#23)	H	L	69-82	6,099
2/3	* Arizona State	A	L	64-75	8,564
2/5	* Arizona (#9)	A	L	73-90	14,545
2/10	* California	A	L	68-70	10,846
2/12	* Stanford (#2)	A	L	56-82	7,391
2/17	* Washington	H	W	71-47	4,239
2/19	* Washington State	H	W	64-56	6,224
2/24	* USC	A	L	71-82	3,166
2/26	* UCLA	A	L	59-69	9,759

3/2	* Arizona (#3)	H	W	70-69 ot	5,538
3/4	* Arizona State	H	L	74-77 ot	6,733
3/11	* Oregon	A	L	65-83	9,087

* Pac-10 contest (t-8th place)

\$ SoCon Holiday Hoops Tournament (Greenville, S.C.)

Total Home Attendance — 85,974 (average 5,732)

2000-01

10-20, 4-14

Head Coach: Ritchie McKay

Jason Heide (Sr. C) — 13.8 ppg, 5.5 rpg

Deandra Tanner (Sr. G) — 10.9 ppg, 3.5 apg

Brian Jackson (So. F) — 9.7 ppg, 4.2 rpg

Jimmie Haywood (So. G) — 8.9 ppg

11/17	Cal State Fullerton	H	W	68-35	4,712
11/20	Southern Colorado	H	W	91-23	3,167
11/24	@ Appalachian State	N	W	60-37	250
11/25	@ Long Beach State	N	W	78-66	250
11/26	@ Oklahoma (#19)	N	L	60-78	250
12/2	San Diego	A	L	71-80	4,003
12/9	UC Riverside	H	L	63-67	3,370
12/13	Denver	A	L	53-54	1,599
12/16	\$ Wyoming	N	L	53-65	5,992
12/19	Eastern Washington	H	W	58-50	3,715
12/23	South Carolina State	H	W	62-46	3,620
12/28	% LSU	N	L	68-78	6,215
1/6	* Oregon	A	L	66-84	9,087
1/11	* Stanford (#1)	A	L	49-73	7,391
1/13	* California	A	L	67-81	9,553
1/18	* Washington State	H	W	67-62	5,312
1/20	* Washington	H	W	63-56	5,820
1/25	* UCLA	A	L	40-67	6,208
1/27	* USC (#25)	A	L	47-73	4,224
2/1	* Arizona State	H	L	58-73	5,479
2/3	* Arizona (#7)	H	L	41-68	8,722
2/8	* California	H	L	69-72 ot	4,612
2/10	* Stanford (#2)	H	L	63-82	8,437
2/15	* Washington	A	W	83-69	6,242
2/17	* Washington State	A	L	53-57	3,307
2/22	* USC	H	W	67-52	4,123
2/24	* UCLA (#15)	H	L	65-68 ot	8,607
3/1	* Arizona (#9)	A	L	54-65	14,532
3/3	* Arizona State	A	L	59-61	6,013
3/10	* Oregon	H	L	60-69	8,870

* Pac-10 contest (t-9th place)

@ Big Island Invitational (Hilo, Hawaii)

\$ at Casper, Wyo.

% Sugar Bowl Classic (New Orleans, La.)

Total Home Attendance: 78,566 (average 5,612)

2001-02

12-17, 4-14

Head Coach: Ritchie McKay

Philip Ricci (Jr. F) — 16.2 ppg, 7.1 rpg

Brian Jackson (Jr. F) — 11.5 ppg, 3.8 rpg

Jimmie Haywood (Jr. G) — 9.0 ppg

Adam Masten (Sr. G) — 7.6 ppg, 2.9 apg

11/17	Northern Colorado	H	W	64-59	6,201
11/22	@ Texas (#23)	N	L	68-78	5,777
11/23	@ St. John's	N	L	63-66	6,505
11/24	Alaska-Anchorage	A	W	72-63	5,987
11/26	San Diego	H	W	65-56	4,232
11/30	Southern Utah	H	W	73-63	4,354
12/12	% Portland State	A	W	51-46	2,811
12/15	Cal Poly SLO	A	L	68-72	2,974
12/20	* Arizona (#11)	H	L	73-76	7,767
12/22	* Arizona State	H	W	62-57	5,821
12/27	Indiana-Purdue F.W.	H	W	84-59	4,234
12/31	Lehigh	H	W	78-55	2,997
1/4	* Arizona State	A	L	58-67	6,284
1/6	* Arizona (#15)	A	L	87-93	14,242
1/10	* Stanford (#14)	H	L	50-67	8,156
1/12	* California	H	L	53-61	6,523
1/19	* Oregon (#23)	H	L	51-63	9,479
1/24	* Washington State	A	W	74-72	2,592
1/26	* Washington	A	W	68-53	6,416

1/31	* USC (#23)	H	L	51-64	6,065
2/2	* UCLA (#13)	H	L	48-70	9,039
2/7	* California	A	L	58-73	9,212
2/9	* Stanford (#20)	A	L	55-77	5,905
2/16	* Oregon (#17)	A	L	62-91	9,087
2/18	Portland	H	W	74-60	2,932
2/21	* Washington	H	L	63-68	5,942
2/23	* Washington State	H	W	91-55	7,362
2/28	* UCLA	A	L	57-65	8,959
3/2	* USC (#19)	A	L	45-79	7,012

* Pac-10 contest (9th place)

@ Great Alaska Shootout (Anchorage, Alaska)

% at Portland, Ore./Rose Garden

Total Home Attendance — 91,104 (average 6,074)

2002-03

13-15, 6-12

Head Coach: Jay John

Philip Ricci (Sr. F) — 16.5 ppg, 8.2 rpg

Brian Jackson (Sr. F) — 12.8 ppg, 5.1 rpg

Jimmie Haywood (Sr. G) — 10.7 ppg

Lamar Hurd (Fr. G) — 6.4 ppg, 3.8 apg

11/23	Idaho	H	L	73-76 ot	4,167
11/26	Seattle	H	W	81-38	3,858
12/2	Cal Poly SLO	H	W	81-60	4,011
12/7	Portland	A	W	71-64	2,279
12/14	Sacramento State	A	W	62-49	1,667
12/17	Portland State	H	W	53-50	4,268
12/20	Indiana-Purdue F.W.	A	W	78-71	3,123
12/22	Kansas State	A	L	72-90	4,188
12/28	Coppin State	H	W	59-53	3,852
1/2	* Arizona State	H	L	47-67	6,123
1/4	* Arizona (#4)	H	L	65-80	8,415
1/9	* Stanford	A	L	54-57	5,047
1/11	* California	A	L	73-78	9,628
1/18	* Oregon (#22)	A	L	68-79	9,087
1/23	* Washington State	H	W	63-48	5,346
1/25	* Washington	H	W	82-62	7,180
1/30	* USC	A	W	83-74	3,754
2/1	* UCLA	A	W	83-79	7,698
2/6	* California	H	L	71-84	8,753
2/9	* Stanford (#25)	H	L	73-84	7,520
2/15	* Oregon	H	L	63-80	10,400
2/20	* Washington	A	W	80-72	6,469
2/22	* Washington State	A	L	71-75	2,004
2/27	* UCLA	H	L	66-69	6,521
3/1	* USC	H	W	61-60	6,509
3/6	* Arizona (#1)	A	L	60-72	14,587
3/8	* Arizona State	A	L	64-74	9,759
3/13	# California	N	L	46-69	15,048

* Pac-10 contest (t-6th place)

Pac-10 Tournament (Los Angeles, Calif./Staples Center)

Total Home Attendance — 86,923 (average 6,209)

2003-04

12-16, 6-12

Head Coach: Jay John

David Lucas (Jr. F) — 17.2 ppg, 6.9 rpg

Chris Stephens (So. G) — 15.8 ppg

J.S. Nash (Jr. G) — 10.5 ppg, 3.6 rpg, 3.8 apg

Jim Hanchett (Jr. F) — 7.3 ppg, 5.5 rpg

11/22	Prairie View A&M	H	W	70-53	2,843
11/25	Portland	H	L	89-97 ot2	3,073
11/29	Indiana-Purdue F.W.	H	W	57-55	3,279
12/1	Colorado	A	L	66-81	4,096
12/6	Kansas State	H	W	87-82 ot3	3,447
12/12	Willamette	H	W	84-53	3,012
12/15	Hawaii	A	L	67-70 ot	5,752
12/20	Boise State	H	L	80-82	3,471
12/22	Sacramento State	H	W	76-73	3,153
12/28	Jackson State	H	W	71-59	3,852
1/2	* UCLA	A	L	66-77	8,792
1/4	* USC	A	L	82-91	2,746
1/10	* Oregon	H	W	90-81	10,036
1/15	* Washington State	H	W	52-41	5,951
1/17	* Washington	H	L	99-103 ot	6,214

1/22	* Arizona (#14)	A	L	75-109	14,545
1/24	* Arizona State	A	L	79-83	8,711
1/29	* Stanford (#2)	H	L	48-62	6,851
1/31	* California	H	L	74-88	6,863
2/7	* Oregon	A	L	74-81	9,087
2/12	* Washington State	A	W	65-58	3,947
2/14	* Washington	A	L	79-80	7,622
2/19	* Arizona State	H	W	68-61	6,023
2/21	* Arizona (#14)	H	W	90-84	9,248
2/26	* Stanford (#1)	A	L	47-73	7,391
2/28	* California	A	L	58-75	11,514
3/4	* UCLA	H	W	65-56	6,384
3/6	* USC	H	L	60-63	7,159

* Pac-10 contest (9th place)

Total Home Attendance — 90,859 (average 5,345)

2004-05

17-15, 8-10

Head Coach: Jay John

David Lucas (Sr. F) — 18.5 ppg, 7.0 rpg

Nick DeWitz (Jr. F) — 14.0 ppg, 5.8 rpg, 2.0 bpg

Chris Stephens (Jr. G) — 9.8 ppg

J.S. Nash (Sr. G) — 9.3 ppg, 3.3 rpg, 3.0 apg

11/17	@ Siena	N	W	69-67	9,302
11/18	@ East Carolina	N	L	62-64	8,164
11/19	@ Elon	N	W	65-55	13,852
11/26	UNLV	A	L	61-86	12,896
12/1	Portland	H	W	66-63	4,227
12/4	Colorado	H	W	98-87	5,668
12/11	& Georgia	N	L	74-76 ot	11,128
12/13	Bethune-Cookman	H	W	69-56	3,672
12/18	Boise State	A	W	90-79	4,943
12/21	Prairie View A&M	A	W	67-63	414
12/28	Sacramento State	H	W	86-59	4,592
12/31	* UCLA	H	W	85-80	9,042
1/2	* USC	H	W	74-64	7,181
1/8	* Oregon	A	L	64-73	9,087
1/13	* Washington State	A	L	45-63	3,502
1/15	* Washington (#14)	A	L	68-108	10,000
1/20	* Arizona State	H	W	88-66	5,552
1/22	* Arizona (#13)	H	L	83-92	10,016
1/27	* Stanford	A	L	65-69	5,749
1/29	* California	A	L	66-91	8,841
2/5	* Oregon	H	W	76-72	10,312
2/10	* Washington State	H	W	58-51	5,834
2/13	* Washington (#11)	H	W	90-73	9,696
2/17	* Arizona State	A	L	73-75	6,430
2/20	* Arizona (#10)	A	L	70-91	14,592
2/24	* Stanford	H	W	84-83	6,568
2/26	* California	H	W	82-63	9,491
3/3	* UCLA	A	L	61-69	10,947
3/5	* USC	A	L	68-78	2,755
3/10	# UCLA	N	W	79-72	14,014
3/11	# Arizona (#8)	N	L	59-90	15,068
3/16	% Cal State Fullerton	H	L	83-85 ot	6,394

* Pac-10 contest (5th place)

@ BCA Invitational (Raleigh, N.C.)

& Chick-fil-A Peach Bowl for Kids (Atlanta, Ga.)

Pac-10 Tournament (Los Angeles, Calif./Staples Center)

% NIT Tournament

Total Home Attendance — 98,245 (average 7,018)

2005-06

13-18, 5-13

Head Coach: Jay John

Sasa Cuic (So. F) — 13.5 ppg, 4.5 rpg

Nick DeWitz (Sr. F) — 11.6 ppg, 4.8 rpg, 2.1 bpg

Chris Stephens (Sr. G) — 11.5 ppg

Marcel Jones (So. F) — 9.2 ppg, 6.7 rpg

11/20	Tennessee Tech	A	L	62-90	2,181
11/22	Prairie View A&M	H	W	88-71	4,556
11/26	Fresno State	A	L	73-80	9,585
12/3	UNLV	H	W	69-63	6,561
12/10	Portland	A	L	62-76	3,013
12/14	Northern Colorado	H	W	70-52	3,784
12/17	@ Georgia	N	W	64-60	3,240

12/21	% Northwestern State	N	L	61-72	1,379
12/22	% South Florida	N	W	61-56	434
12/23	% Western Michigan	N	W	73-68	482
12/28	Texas-Pan American	H	W	78-54	3,272
12/31	* Oregon	A	L	64-70	8,301
1/5	* Stanford	A	L	66-80	4,103
1/7	* California	A	W	72-64	8,956
1/12	* Arizona (#24)	H	W	75-65	8,258
1/14	* Arizona State	H	L	63-65 ot	8,508
1/19	* Washington (#10)	A	L	65-69	10,000
1/21	* Washington State	A	W	59-50	5,621
1/26	* USC	H	L	70-72 ot	6,323
1/28	* UCLA (#17)	H	L	54-63	8,250
2/2	* California	H	L	52-69	5,982
2/4	* Stanford	H	L	64-71	6,514
2/9	* Arizona State	A	L	59-76	6,227
2/11	* Arizona	A	L	58-80	14,624
2/16	* Washington State	H	W	71-62	4,956
2/18	* Washington (#20)	H	L	63-96	9,512
2/23	* UCLA (#19)	A	L	60-78	8,707
2/25	* USC	A	L	84-89	5,350
3/4	* Oregon	H	W	65-62	9,552
3/8	# Arizona State	N	W	71-68	7,936
3/9	# UCLA (#13)	N	L	47-79	15,144

* Pac-10 contest (t-8th place)

@ at Portland, Ore./Rose Garden

% Rainbow Classic (Honolulu, Hawaii)

Pac-10 Tournament (Los Angeles, Calif./Staples Center)

Total Home Attendance — 86,028 (average 6,618)

2006-07

11-21, 3-15

Head Coach: Jay John

Marcel Jones (Jr. F) — 15.3 ppg, 5.7 rpg

Sasa Cuic (Jr. F) — 11.6 ppg

Josh Tarver (Fr. G) — 9.2 ppg, 3.8 apg

Kyle Jeffers (Sr. C) — 6.8 ppg, 5.8 rpg

11/10	@ Portland	H	W	65-48	4,524
11/11	@ Southeastern La.	H	L	63-65	3,717
11/12	@ Cal Poly	H	W	78-65	3,489
11/15	Nevada (#24)	H	L	47-75	5,014
11/19	Hawaii	A	L	41-85	6,115
11/24	Northern Colorado	A	W	69-67	870
11/26	Montana State	A	W	72-63	2,413
12/2	Fresno State	H	L	69-74	4,836
12/9	Bethune-Cookman	H	W	72-49	3,335
12/11	Western Oregon	H	W	71-58	2,189
12/17	LSU (#12)	H	L	53-60	6,724
12/19	Howard	H	W	84-67	2,877
12/21	Mercer	H	W	93-62	1,221
12/30	* Oregon (#20)	H	L	73-76	8,719
1/4	* UCLA (#1)	H	L	56-71	6,834
1/6	* USC	H	L	46-91	5,973
1/11	* Arizona (#10)	A	L	72-83	14,428
1/13	* Arizona State	A	W	67-59	6,008
1/18	* California	H	L	74-77	6,023
1/20	* Stanford	H	L	56-67	7,145
1/25	* Washington St. (#20)	A	L	55-70	6,816
1/27	* Washington	A	L	74-91	10,000
2/1	* USC	A	L	56-73	6,934
2/3	* UCLA (#5)	A	L	35-82	11,095
2/8	* Arizona (#24)	H	L	66-72	5,928
2/10	* Arizona State	H	W	59-55	5,883
2/15	* Stanford	A	L	55-70	7,005
2/17	* California	A	L	80-84 ot	8,009
2/22	* Washington	H	W	73-65	5,615
2/24	* Washington State (#9)	H	L	54-58	8,082
3/3	* Oregon (#17)	A	L	49-70	9,087
3/7	# California	N	L	51-70	15,119

* Pac-10 contest (9th place)

@ Oregon Rain Invitational (Corvallis, Ore.)

Pac-10 Tournament (Los Angeles, Calif./Staples Center)

Total Home Attendance — 98,128 (average 5,165)

2007-08

6-25, 0-18

Head Coach: Jay John/Kevin Mouton

Marcel Jones (Sr. F) — 10.4 ppg, 5.7 rpg

Seth Tarver (So. F) — 9.6 ppg, 4.6 rpg

Lathen Wallace (Fr. G) — 7.5 ppg

11/15	\$ Colorado State	N	L	56-69	2,833
11/17	\$ Alaska	A	L	60-62	2,893
11/18	\$ USC Upstate	N	W	65-46	3,334
11/23	Idaho State	H	W	56-41	3,212
11/25	Portland	H	W	67-57	3,155
11/30	% Iowa State	H	L	64-71 ot	4,226
12/7	UC Davis	A	W	73-59	5,776
12/11	CS Bakersfield	A	W	77-53	1,993
12/16	Tennessee Tech	H	L	62-79	3,216
12/19	Northern Colorado	H	W	65-56	3,324
12/22	LSU	A	L	61-67	7,713
12/30	Montana State	H	L	59-60	3,734
1/3	* Arizona (#21)	A	L	63-76	14,351
1/5	* Arizona State	A	L	53-72	7,648
1/10	* Stanford (#23)	H	L	46-66	4,017
1/12	* Cal	H	L	59-69	4,118
1/17	* Washington State (#8)	A	L	46-69	10,117
1/19	* Washington	A	L	74-83	9,421
1/24	* USC	H	L	44-68	5,063
1/26	* UCLA (#7)	H	L	62-85	8,235
2/2	* Oregon	A	L	63-79	9,087
2/7	* Cal	A	L	76-81	7,077
2/9	* Stanford (#9)	A	L	56-71	7,329
2/14	* Washington St (#21)	H	L	57-70	5,321
2/16	* Washington	H	L	59-97	5,539
2/21	* UCLA (#6)	A	L	49-84	9,727
2/23	* USC	A	L	53-81	9,912
3/2	* Oregon	H	L	68-80	7,031
3/6	* Arizona	H	L	45-81	4,386
3/8	* Arizona State	H	L	64-77	4,111
3/12	# Arizona	N	L	56-87	11,642

\$ Top of the World Classic (Fairbanks, Alaska)

* Pac-10 contest (10th place)

Pac-10 Tournament (Los Angeles, Calif./Staples Center)

Total Home Attendance — 68,688 (average 4,579)

Note: Kevin Mouton coached the final 13 games of the season.

2008-09

18-18, 7-11

COLLEGE BASKETBALL INVITATIONAL CHAMPIONS

Head Coach: Craig Robinson

Roeland Schaftenaar (Jr. C) — 10.5 ppg, 4.0 rpg, 3.3 apg

Seth Tarver (Jr. F) — 8.0 ppg, 5.4 rpg

Calvin Haynes (So. G) — 13.0 ppg

11/14	Howard	A	L	45-47	1,752
11/22	Nevada	A	L	71-79	7,629
11/24	Yale	H	L	52-53	3,413
11/26	Montana State	H	L	79-82 ot	3,109
11/30	Fresno State	A	W	62-54	8,548
12/6	Iowa State	A	L	50-63	13,668
12/13	Nebraska	H	W	64-63	3,359
12/16	Seattle Pacific	H	W	71-67	2,619
12/20	Howard	H	W	90-54	2,859
12/29	Seattle	H	W	59-50	3,109
1/2	* UCLA (#9)	H	L	46-69	5,629
1/4	* USC	H	W	62-58 ot	4,719
1/8	* Arizona State (#16)	A	L	38-69	7,004
1/10	* Arizona	A	L	47-64	13,144
1/15	* Washington State	H	L	57-61 ot	5,454
1/17	* Washington	H	L	59-85	6,648
1/22	* California	A	W	69-65	8,236
1/24	* Stanford	A	W	77-62	7,329
1/26	CS Bakersfield	H	W	65-59	5,229
1/31	* Oregon	H	W	57-54	10,129
2/5	* Arizona	H	L	53-56	6,537
2/7	* Arizona State (#23)	H	L	38-49	7,449
2/12	* Washington (#24)	A	L	60-79	10,000
2/14	* Washington State	A	W	54-52	7,452

2/19	* Stanford	H	W	66-54	6,229
2/21	* California	H	W	65-54	7,619
3/1	* Oregon	A	L	69-79	8,769
3/5	* UCLA (#17)	A	L	54-79	10,348
3/7	* USC	A	L	52-68	6,603
3/11	# Stanford	N	L	54-62	7,000
3/18	\$ Houston	H	W	49-45	3,511
3/23	\$ Vermont	H	W	71-70 ot	4,053
3/25	\$ Stanford	H	W	65-62 ot	4,759
3/30	\$ UTEP	H	W	75-69	8,029
4/1	\$ UTEP	A	L	63-70	12,000
4/3	\$ UTEP	A	W	81-73	12,000

* Pac-10 contest (8th place)

Pac-10 Tournament (Los Angeles, Calif./Staples Center)

\$ College Basketball Invitational (Corvallis, Ore./El Paso, Texas)

Total Home Attendance — 104,462 (average 5,223)

2009-10

14-18, 8-10

COLLEGE BASKETBALL INVITATIONAL

Head Coach: Craig Robinson

Roeland Schaftenaar (Sr. C) — 9.2 ppg, 4.0 rpg, 1.8 apg

Seth Tarver (Sr. F) — 10.2 ppg, 4.6 rpg

Jared Cunningham (Fr. G) — 6.2 ppg

Calvin Haynes (Jr. G) — 12.5 ppg

11/13	^ Texas A&M-CC	N	L	43-67	8,541
11/14	^ South Dakota	N	W	62-47	7,761
11/15	^ Texas Tech	A	L	60-64	7,860
11/21	Sacramento State	H	L	63-65	4,316
11/28	George Washington	A	W	64-57	2,401
12/4	Colorado	H	W	74-69	5,417
12/6	CS Bakersfield	H	W	74-39	4,927
12/12	Nebraska	A	L	44-50	10,553
12/16	Illinois-Chicago	A	L	61-63	3,906
12/19	Mississippi Valley State	H	W	76-62	4,723
12/23	Fresno State	H	W	73-65	4,167
12/31	* Washington (#17)	A	L	70-76	9,843
1/2	* Washington State	A	L	60-65	5,967
1/6	Seattle	H	L	48-99	4,622
1/10	* Oregon	A	W	64-57	8,217
1/14	* Arizona	H	W	67-64	6,746
1/16	* Arizona State	H	L	57-66	7,472
1/21	* Stanford	A	L	35-59	6,460
1/23	* California	A	L	61-65	8,666
1/28	* USC	H	W	51-45	6,654
1/30	* UCLA	H	L	52-62	8,067
2/6	* Oregon	H	W	62-42	9,124
2/11	* Arizona State	A	L	46-56	6,962
2/13	* Arizona	A	W	63-55	14,566
2/18	* California	H	W	80-64	6,609
2/20	* Stanford	H	L	55-65	7,061
2/25	* UCLA	A	L	56-65	7,589
2/27	* USC	A	W	49-44	6,158
3/4	* Washington State	H	W	59-55	6,507
3/6	* Washington	H	L	70-82	8,014
3/11	# Washington	N	L	52-59	12,255
3/17	\$ Boston	H	L	78-96	2,913

* Pac-10 contest (5th place)

^ Duel in the Desert (Lubbock, Texas)

Pac-10 Tournament (Los Angeles, Calif./Staples Center)

\$ College Basketball Invitational (Corvallis, Ore.)

Total Home Attendance — 97,339 (average 6,084)

2010-11

11-20, 5-13

Head Coach: Craig Robinson

Jared Cunningham (So. G) — 14.2 ppg, 2.1 apg, 2.8 spg

Calvin Haynes (Sr. G) — 9.3 ppg, 3.1 rpg

Ahmad Starks (Fr. G) — 7.8 ppg

Omari Johnson (Sr. F) — 7.2 ppg, 6.2 rpg

11/14	UT-Arlington	H	W	71-56	2,614
11/17	Seattle	A	L	80-83	4,526
11/21	Texas Southern	H	L	60-66	5,436

11/24	Charlotte	H	W	83-70	3,683
11/27	Howard	A	W	84-74	1,827
12/1	Utah Valley	H	L	68-70	3,514
12/4	Colorado	A	L	57-83	6,363
12/12	Texas-Pan American	H	W	89-69	3,607
12/15	Montana	A	L	66-71	4,378
12/18	George Washington	H	L	79-87	4,018
12/22	Illinois-Chicago	H	W	74-54	3,881
12/30	* Arizona State	H	W	80-58	4,574
1/2	* Arizona	H	W	76-75	5,218
1/6	* Washington State	A	L	70-84	5,849
1/8	* Washington (#23)	A	L	72-103	9,671
1/13	* UCLA	H	L	57-62	6,857
1/15	* USC	H	W	80-76	7,257
1/22	* Oregon	H	L	59-63	9,836
1/27	* California	A	L	57-85	6,996
1/29	* Stanford	A	L	56-70	5,442
2/3	* Washington (#20)	H	W	68-56	5,783
2/5	* Washington State	H	L	55-61	7,376
2/10	* USC	A	L	56-67	3,853
2/12	* UCLA	A	L	61-69	8,534
2/19	* Oregon	A	L	63-82	12,369
2/24	* Stanford	H	W	87-80	4,696
2/26	* California	H	L	76-87	6,741
3/3	* Arizona (#18)	A	L	59-70	14,588
3/5	* Arizona State	A	L	66-80	5,114
3/9	# Stanford	N	W	69-67	7,814
3/10	# Arizona (#16)	N	L	69-78	10,782

* Pac-10 contest (9th place)

Pac-10 Tournament (Los Angeles, Calif./Staples Center)

Total Home Attendance — 85,091 (average 5,318)

2011-12

21-15, 7-11

Head Coach: Craig Robinson

Jared Cunningham (Jr. G) — 17.9 ppg, 2.8 apg, 2.5 spg

Devon Collier (So. F) — 13.1 ppg, 5.2 rpg, 1.3 bpg

Ahmad Starks (So. G) — 12.1 ppg, 2.7 apg, 1.7 spg

Roberto Nelson (So. G) — 9.3 ppg, 2.2 apg

11/12	CSU Bakersfield	H	W	86-62	5,423
11/14	! West Alabama	H	W	93-60	3,208
11/16	! Hofstra	H	W	82-72	3,870
11/19	^ Texas	N	W	100-95 ot	4,187
11/21	^ Vanderbilt	N	L	62-64	3,294
11/26	Towson	A	W	66-46	3,119
12/4	Montana	H	W	71-46	5,518
12/9	Idaho	H	L	60-74	5,119
12/13	Illinois-Chicago	H	W	95-53	3,477
12/15	Howard	H	W	93-72	4,189
12/18	Portland State	H	W	101-68	5,248
12/21	Chicago State	A	W	92-66	1,164
12/29	* Washington	A	L	80-95	9,592
12/31	*@ Washington State	A	L	76-81	8,282
1/5	* California	H	W	92-85	5,162
1/7	* Stanford	H	L	101-103 ot4	7,239
1/12	* Arizona	A	L	73-81 ot	14,142
1/14	* Arizona State	A	L	66-76	5,068
1/19	* UCLA	H	W	87-84	6,019
1/21	* USC	H	W	78-59	7,537
1/29	* Oregon	A	W	76-71	11,219
2/2	* Colorado	A	L	60-82	7,858
2/4	* Utah	A	W	76-58	8,404
2/9	* Washington State	H	L	73-83	5,782
2/12	* Washington	H	L	72-75	8,027
2/16	* Stanford	A	L	82-87	5,005
2/18	* California	A	L	63-77	11,331
2/26	* Oregon	H	L	73-74	9,604
3/1	* Utah	H	W	77-67	3,643
3/3	* Colorado	H	W	83-69	4,326
3/7	# Washington State	N	W	69-64	5,973
3/8	# Washington	N	W	86-84	8,780
3/9	# Arizona	N	L	61-72	11,615

3/14	\$ Western Illinois	H	W	80-59	1,931
3/19	\$ TCU	H	W	101-81	2,315
3/21	\$ Washington State	H	L	55-72	2,190

* Pac-12 contest (t-8th place)
! TicketCity Legends Classic Regional Round (Corvallis, Ore.)
^ TicketCity Legends Classic Championship Rounds (East Rutherford, N.J./IZOD Center)
@ at Spokane, Wash./Spokane Arena
Pac-12 Tournament (Los Angeles, Calif./Staples Center)
\$ College Basketball Invitational Game (Corvallis, Ore.)
Total Home Attendance — 99,827 (average 4,991)

2012-13 **14-18, 4-14**

Head Coach: Craig Robinson

Roberto Nelson (Jr. G) — 17.8 ppg, 2.4 apg
Devon Collier (Jr. F) — 12.6 ppg, 6.0 rpg, 1.3 bpg
Joe Burton (Sr. F) — 11.0 ppg, 6.4 rpg, 3.4 apg
Eric Moreland (So. F) — 9.4 ppg, 10.6 rpg, 2.5 bpg

11/9	! Niagara	H	W	102-83	3,206
11/11	! New Mexico State	H	W	71-62	3,368
11/15	^ Alabama	N	L	62-65	6,149
11/16	^ Purdue	N	W	66-58	6,177
11/25	Montana State	H	W	78-65	5,224
11/30	% Kansas (#10)	A	L	78-84	18,789
12/8	Grambling State	H	W	85-54	3,291
12/12	Portland State	A	W	79-74	1,500
12/16	Chicago State	H	W	87-77	4,183
12/19	Howard	H	W	69-53	3,879
12/22	& San Diego	N	W	86-79	840
12/29	Towson	H	L	66-67 ot	3,847
12/31	Texas-Pan American	H	W	84-59	3,276
1/6	* Oregon	H	L	66-79	8,612
1/10	* Arizona State	H	L	62-72	4,796
1/12	* Arizona (#4)	H	L	70-80	7,224
1/17	* UCLA (#24)	A	L	64-74	8,721
1/19	* USC	A	L	68-69	3,963
1/23	* Washington	H	W	74-66	4,213
1/26	* Washington State	H	L	68-71	6,592
1/31	* California	A	L	68-71	8,261
2/3	* Stanford	A	L	73-81	4,733
2/6	* Utah	H	W	82-64	4,118
2/10	* Colorado	H	L	68-72	4,819
2/13	* Washington State	A	W	67-66	4,167
2/16	* Washington	A	L	62-72	8,454
2/21	* Stanford	H	L	72-82	4,649
2/23	* California	H	L	59-60	6,034
2/28	* Oregon (#24)	A	L	75-85	10,621
3/7	* Utah	A	L	61-72	8,019
3/9	* Colorado	A	W	64-58	10,105
3/13	# Colorado	N	L	68-74	7,451

* Pac-12 contest (t-11th place)
! 2K Sports Classic Regional Round (Corvallis, Ore.)
^ 2K Sports Classic Championship Round (New York, N.Y./Madison Square Garden)
% at Kansas City, Mo./Sprint Center
& at Las Vegas, Nev./MGM Grand Garden Arena
Pac-12 Tournament (Las Vegas, Nev./MGM Grand Garden Arena)
Total Home Attendance — 81,331 (average 4,784)

2013-14 **16-16, 8-10**

Head Coach: Craig Robinson

Roberto Nelson (Sr. G) — 20.7 ppg, 3.6 apg
Devon Collier (Sr. F) — 13.4 ppg, 5.6 rpg, 1.2 bpg
Angus Brandt (Sr. C) — 12.6 ppg, 3.9 rpg
Eric Moreland (Jr. F) — 8.9 ppg, 10.3 rpg, 2.0 bpg

11/10	Coppin State	H	L	73-78	4,062
11/13	Portland	H	W	79-73	3,179
11/17	Maryland	A	W	90-83	14,776
11/26	SIUE	H	W	101-81	4,823
12/1	DePaul	A	L	81-93	6,765
12/13	Arkansas-Pine Bluff	H	W	77-63	2,369
12/15	Maryland Eastern Shore	H	W	98-66	2,404
12/18	Towson	H	W	76-67	3,042
12/22	^ Akron	N	L	71-83	8,694

12/23	^ George Mason	N	W	58-54	7,140
12/25	^ at Hawai'i	A	L	73-79	6,572
12/29	Quinnipiac	H	W	76-68	3,297
1/2	* Colorado (#20)	A	L	58-64	9,851
1/4	* Utah	A	L	69-80	14,044
1/9	* Stanford	H	W	81-72	4,308
1/11	* California	H	L	83-88	5,125
1/19	* Oregon	H	W	80-72	6,358
1/22	* Washington State	A	W	66-55	2,632
1/25	* Washington	A	L	81-87	7,112
1/30	* USC	H	W	76-75 ot	3,774
2/2	* UCLA	H	W	71-67	4,509
2/6	* Arizona State	A	L	82-86 ot	5,815
2/9	* Arizona (#2)	A	L	54-76	14,545
2/16	* Oregon	A	L	83-93	10,013
2/20	* Washington State	H	W	68-57	3,618
2/22	* Washington	H	L	62-86	5,280
2/27	* USC	A	W	76-66	3,352
3/2	* UCLA	A	L	69-74	9,873
3/5	* Arizona (#3)	H	L	69-74	5,651
3/8	* Arizona State	H	W	78-76 ot	3,927
3/12	# Oregon	N	L	74-88	8,734
3/19	\$ Radford	H	L	92-96	1,351

* Pac-12 contest (10th place)
^ Hawaiian Airlines Diamond Head Classic (Honolulu, Hawai'i/Stan Sheriff Center)
Pac-12 Tournament (Las Vegas, Nev./MGM Grand Garden Arena)
\$ College Basketball Invitational Game (Corvallis, Ore.)
Total Home Attendance — 67,077 (average 3,946)

2014-15 **17-14, 8-10**

Head Coach: Wayne Tinkle

Gary Payton II (Jr. G) — 13.4 ppg, 7.5 rpg, 3.2 apg, 3.1 spg
Malcolm Duvivier (So. G) — 10.7 ppg, 3.5 apg
Langston Morris-Walker (Jr. G) — 9.3 ppg, 4.5 rpg
Jarmal Reid (Jr. F) — 8.3 ppg, 2.7 rpg

11/14	Rice	H	W	67-54	4,759
11/18	Corban	H	W	86-62	3,608
11/21	Oral Roberts	H	W	55-42	4,022
11/24	^ Oklahoma State	N	L	53-66	1,507
11/26	^ Auburn	N	L	69-71	1,178
12/3	Mississippi Valley State	H	W	74-50	3,656
12/6	Portland	A	W	65-58 ot	3,413
12/13	Mississippi State	H	W	59-49	4,211
12/15	Grambling State	H	W	71-43	3,553
12/18	DePaul	H	W	90-59	3,906
12/21	Quinnipiac	A	L	52-60	1,313
12/30	UC Santa Barbara	H	W	76-64	4,803
1/3	* Oregon	A	L	59-71	7,314
1/8	* Arizona State	H	W	55-47	4,603
1/11	* Arizona (#7)	H	W	58-56	6,191
1/15	* Washington	A	L	43-56	6,663
1/17	* Washington State	A	W	62-47	5,116
1/22	* UCLA	H	W	66-55	6,024
1/24	* USC	H	W	59-55	8,877
1/28	* Arizona State	A	L	55-73	5,436
1/30	* Arizona (#6)	A	L	34-57	14,655
2/5	* Washington State	H	W	55-50	5,502
2/8	* Washington	H	W	64-50	9,114
2/11	* UCLA	A	L	59-75	6,346
2/14	* USC	A	L	55-68	3,831
2/19	* Utah (#9)	H	L	37-47	6,124
2/21	* Colorado	H	W	72-58	7,117
2/26	* Stanford	A	L	48-75	4,012
3/1	* California	A	L	56-73	9,893
3/4	* Oregon	H	L	62-65	9,339
3/11	# Colorado	N	L	71-78	9,875

* Pac-12 contest (7th place)
^ MGM Grand Main Event (Las Vegas, Nev./MGM Grand Garden Arena)
Pac-12 Tournament (Las Vegas, Nev./MGM Grand Garden Arena)
Total Home Attendance — 95,409 (average 5,612)

2015-16

19-13, 9-9

NCAA TOURNAMENT

Head Coach: Wayne Tinkle

Gary Payton II (Sr. G) — 16.0 ppg, 7.8 rpg, 5.0 apg, 2.5 spg

Tres Tinkle (Fr. F) — 13.1 ppg, 5.4 rpg, 1.2 spg

Stephen Thompson Jr. (Fr. G) — 10.6 ppg, 1.2 spg

Drew Eubanks (Fr. F) — 7.6 ppg, 4.6 rpg, 1.2 bpg

11/14	Northwest Christian	H	W	74-52	4,594
11/17	Iona	H	W	93-73	4,344
11/19	Rice	A	W	77-69	1,981
11/21	UC Santa Barbara	A	W	71-59	2,108
11/24	Valparaiso	H	L	57-63	5,235
12/2	Loyola Marymount	H	W	79-70	4,576
12/5	Nevada	H	W	66-62	4,891
12/12	@ Kansas (#2)	A	L	67-82	18,612
12/18	^ Cal State Fullerton	H	W	82-69	8,032
12/19	^ Tulsa	H	W	76-71	8,555
12/21	Quinnipiac	H	W	82-61	4,455
1/3	* Oregon	H	W	70-57	9,604
1/6	* Stanford	H	L	72-78	5,563
1/9	* California	H	W	77-71	7,208
1/13	* Colorado	A	L	54-71	9,190
1/17	* Utah	A	L	53-59	12,417
1/20	* UCLA	H	L	73-82	5,321
1/24	* USC (#21)	H	W	85-70	7,020
1/28	* Arizona State	A	L	68-86	6,074
1/30	* Arizona (#18)	A	L	63-80	14,644
2/4	* Utah	H	W	71-69	5,242
2/6	* Colorado	H	W	60-56	6,517
2/11	* Stanford	A	W	62-50	4,519
2/13	* California	A	L	71-83	10,906
2/20	* Oregon (#16)	A	L	81-91	12,364
2/24	* Washington	H	W	82-81	5,593
2/28	* Washington State	H	W	69-49	9,604
3/2	* USC	A	L	70-81	4,588
3/5	* UCLA	A	W	86-82	7,940
3/9	# Arizona State	N	W	75-66	12,916
3/10	# California (#24)	N	L	68-76	12,916
3/18	% VCU	N	L	67-75	15,662

* Pac-12 contest (t-6th place)

@ at Kansas City, Mo./Sprint Center

^ Far West Classic Invite (Portland, Ore./Moda Center)

Pac-12 Tournament (Las Vegas, Nev./MGM Grand Garden Arena)

% NCAA Tournament (Oklahoma City, Okla./Chesapeake Arena)

Total Home Attendance — 106,354 (average 6,256)

2016-17

5-27, 1-17

Head Coach: Wayne Tinkle

Stephen Thompson Jr. (So. G) — 16.3 ppg, 4.3 rpg, 3.0 apg, 1.4 spg

Drew Eubanks (So. F) — 14.5 ppg, 8.3 rpg, 2.2 bpg

JaQuori McLaughlin (Fr. G) — 10.5 ppg, 3.3 apg

Kendal Manuel (Fr. G) — 7.8 ppg, 2.4 rpg

11/11	Prairie View A&M	H	W	78-58	4,765
11/13	UTSA	H	W	72-64	4,070
11/16	Lamar	H	L	60-63	4,182
11/18	Nevada	A	L	58-83	8,090
11/22	Tulsa	A	L	64-75	3,372
11/25	Fresno State	H	L	58-63	5,005
11/28	Southern Oregon	H	W	84-59	4,010
12/1	Mississippi State	A	L	57-74	7,684
12/3	Charlotte	A	L	66-69	5,366
12/11	Savannah State	H	L	90-93 ot	4,268
12/16	^ Long Beach State	H	L	67-71	6,521
12/18	^ Portland	N	L	45-53	8,334
12/21	Kent State	H	W	69-50	4,020
12/28	* USC (#22)	H	L	63-70	4,580
12/30	* UCLA (#2)	H	L	63-76	5,596
1/4	* @ Washington State	A	L	62-75	2,237
1/7	* Washington	A	L	61-87	7,781
1/14	* Oregon (#13)	A	L	43-85	12,364
1/19	* Stanford	H	L	46-62	4,585
1/21	* California	H	L	58-69	4,945
1/26	* Colorado	A	L	78-85	7,341
1/28	* Utah	A	L	78-86	13,115

2/2	* Arizona (#5)	H	L	54-71	4,745
2/4	* Arizona State	H	L	68-81	4,927
2/9	* USC	A	L	66-92	3,989
2/12	* UCLA (#10)	A	L	60-78	12,649
2/16	* Colorado	H	L	52-60	4,281
2/19	* Utah	H	W	68-67	5,186
2/22	* Stanford	A	L	66-79	3,007
2/24	* California	A	L	46-76	9,500
3/4	* Oregon (#6)	H	L	59-80	9,201
3/8	# California	N	L	62-67	7,846

* Pac-12 contest (12th place)

^ Dam City Classic (Portland, Ore./Moda Center)

@ at Spokane, Wash./Spokane Arena

Pac-12 Tournament (Las Vegas, Nev./T-Mobile Arena)

Total Home Attendance — 84,887 (average 4,993)

2017-18

16-16, 7-11

Head Coach: Wayne Tinkle

Tres Tinkle (So. F) — 17.6 ppg, 7.2 rpg, 3.7 apg, 1.4 spg

Stephen Thompson Jr. (Jr. G) — 15.8 ppg, 3.1 rpg, 3.3 apg, 1.7 spg

Drew Eubanks (Jr. F) — 13.2 ppg, 6.8 rpg, 1.7 bpg

Ethan Thompson (Fr. G) — 9.9 ppg, 4.1 rpg, 3.5 apg

11/10	Southern Utah	H	W	99-82	4,588
11/13	Wyoming	H	L	66-75	3,874
11/18	Long Beach State	H	W	89-81	5,438
11/23	@ St. John's	N	L	77-82	2,712
11/24	@ Long Beach State	N	L	69-74	2,367
11/26	@ Marist	N	W	65-46	2,591
12/2	Loyola Marymount	H	W	78-74	3,985
12/5	Eastern Kentucky	H	W	74-62	3,571
12/9	Arkansas-Pine Bluff	H	W	85-58	4,344
12/12	Jacksonville State	H	W	70-69	3,900
12/16	^ Saint Louis	H	W	63-60	8,110
12/21	Kent State	A	L	78-79	3,279
12/29	* Colorado	H	W	76-57	4,481
12/31	* Utah	H	L	64-66	4,751
1/5	* Oregon	H	W	76-64	6,482
1/11	* Arizona (#17)	A	L	53-62	14,644
1/13	* Arizona State (#11)	A	L	75-77	13,459
1/18	* UCLA	H	W	69-63	5,330
1/20	* USC	H	L	67-74	6,301
1/27	* Oregon	A	L	57-66	12,364
2/1	* Stanford	A	L	71-80	3,601
2/3	* California	A	L	70-74	8,581
2/8	* Washington State	H	W	94-62	4,235
2/10	* Washington	H	W	97-94 ot2	5,630
2/15	* UCLA	A	L	68-75	8,890
2/17	* USC	A	L	59-72	4,542
2/22	* Arizona (#14)	H	L	65-75 ot	4,963
2/24	* Arizona State	H	W	79-75	6,147
3/1	* Washington	A	L	77-79	6,480
3/3	* Washington State	A	W	92-67	3,148
3/7	# Washington	N	W	69-66 ot	10,458
3/8	# USC	N	L	48-61	13,194

* Pac-12 contest (10th place)

@ AdvoCare Invitational (Orlando, Fla./HP Field House)

^ Dam City Classic (Portland, Ore./Moda Center)

Pac-12 Tournament (Las Vegas, Nev./T-Mobile Arena)

Total Home Attendance — 86,130 (average 5,066)

2018-19

18-13, 10-8

Head Coach: Wayne Tinkle

Tres Tinkle (Jr. F) — 20.8 ppg, 8.1 rpg, 3.8 apg, 1.7 spg

Stephen Thompson Jr. (Sr. G) — 16.1 ppg, 4.2 rpg, 3.2 apg, 1.5 spg

Ethan Thompson (So. G) — 13.7 ppg, 5.0 rpg, 3.9 apg

Kylor Kelley (Jr. C) — 7.7 ppg, 5.0 rpg, 3.4 bpg

11/6	UC Riverside	H	W	72-59	3,590
11/10	Wyoming	H	W	83-64	3,931
11/16	@ Old Dominion	N	W	61-56	522
11/18	@ Missouri	N	L	63-69	2,460
11/19	@ Penn	N	W	74-58	2,274
11/25	Long Beach State	A	W	75-72	2,082
12/1	Missouri State	H	W	101-77	4,369

12/9	Saint Louis	A	L	61-65	6,853
12/15	^ Texas A&M	H	L	64-67	5,802
12/17	Pepperdine	H	W	82-67	3,534
12/21	Kent State	H	L	63-66	4,587
12/29	Central Connecticut	H	W	80-59	4,210
1/5	* Oregon	A	W	77-72	11,204
1/10	* USC	H	W	79-74 ot	4,935
1/13	* UCLA	H	W	79-66	5,853
1/17	* Arizona State	A	L	67-70	9,705
1/19	* Arizona	A	L	71-82	14,410
1/24	* Washington State	H	W	90-77	5,100
1/26	* Washington	H	L	69-79	6,462
1/31	* Colorado	A	W	76-74	6,839
2/2	* Utah	A	W	81-72	11,884
2/7	* Stanford	H	L	60-83	4,293
2/9	* California	H	W	79-71	5,122
2/16	* Oregon	H	W	72-57	9,301
2/21	* UCLA	A	L	67-68	6,944
2/23	* USC	A	W	67-62	4,772
2/28	* Arizona	H	L	72-74	5,468
3/3	* Arizona State	H	L	71-74	6,023
3/6	* Washington	A	L	76-81 ot	9,863
3/9	* Washington State	A	W	85-77	2,549
3/14	# Colorado	N	L	58-73	10,556

* Pac-12 contest (t-4th place)

@ Paradise Jam (U.S. Virgin Islands/Virgin Islands' Sports and Fitness Center)

^ Dam City Classic (Portland, Ore./Moda Center)

Pac-12 Tournament (Las Vegas, Nev./T-Mobile Arena)

Total Home Attendance — 82,580 (average 5,161)

2019-20

18-13, 7-11

Head Coach: Wayne Tinkle

Tres Tinkle (Sr. F) — 18.5 ppg, 6.8 rpg, 3.2 apg, 1.7 spg

Ethan Thompson (Jr. G) — 14.8 ppg, 4.2 rpg, 4.5 apg, 1.3 spg

Kylor Kelley (Sr. C) — 11.1 ppg, 5.3 rpg, 3.5 bpg

Zach Reichle (Jr. G) — 7.9 ppg, 3.3 rpg, 2.2 apg

11/5	CSUN	H	W	87-67	3,422
11/9	Iowa State	H	W	80-74	6,173
11/12	^ Oklahoma	N	L	69-77	7,246
11/16	Wyoming	A	W	83-63	4,339
11/20	UC Santa Barbara	H	W	78-67	3,553
11/23	Grambling State	H	W	80-58	3,670
11/27	@ San Jose State	N	W	83-48	1,500
12/1	Portland State	H	W	81-76	3,765
12/14	Arkansas-Pine Bluff	H	W	80-46	3,946
12/18	% UTSA	N	W	88-78	712
12/21	Texas A&M	A	L	49-64	7,303
12/29	North Dakota	H	W	83-66	4,364
1/2	* Utah	A	L	69-81	9,579
1/5	* Colorado	A	W	76-68	7,309
1/9	* Arizona State	H	L	76-82	4,828
1/12	* Arizona (#24)	H	W	82-65	4,911
1/16	* Washington	A	L	56-64	8,207
1/18	* Washington State	A	L	76-89	10,380
1/23	* UCLA	H	L	58-62	4,073
1/25	* USC	H	L	55-75	6,526
1/30	* Stanford	A	W	68-63	2,820
2/1	* California	A	L	67-69	6,322
2/8	* Oregon (#14)	H	W	63-53	9,301
2/13	* Utah	H	W	70-51	4,118
2/15	* Colorado (#16)	H	L	47-69	4,953
2/20	* Arizona (#24)	A	L	63-89	13,555
2/22	* Arizona State	A	L	73-74	9,688
2/27	* Oregon (#14)	A	L	54-69	10,098
3/5	* Stanford	H	W	68-65	3,718
3/8	* California	H	W	74-56	4,545
3/11	# Utah	N	W	71-69	8,048

* Pac-12 contest (t-8th)

^ Phil Knight Invitational (Portland, Ore./Moda Center)

@ Las Vegas Classic (Las Vegas, Nev./Orleans Arena)

% The Battleground 2k19 (Houston, Texas/Toyota Center)

Pac-12 Tournament (Las Vegas, Nev./T-Mobile Arena)

Total Home Attendance — 75,866 (average 4,742)

2020-21

20-13, 10-10

Head Coach: Wayne Tinkle

Ethan Thompson (Sr. G) — 15.7 ppg, 4.0 rpg, 3.9 apg, 1.2 spg

Jarod Lucas (So. G) — 12.7 ppg, 2.3 rpg, 1.2 apg, 0.7 spg

Warith Alatishe (Jr. F) — 9.5 ppg, 8.6 rpg, 1.8 apg, 1.4 bpg

Zach Reichle (Sr. G) — 7.2 ppg, 3.0 rpg, 2.7 apg, 0.6 spg

11/25	California	H	W	71-63	0
11/27	Northwest (WA)	H	W	114-42	0
12/2	* Washington State	A	L	55-59	0
12/6	Wyoming	H	L	73-76	0
12/10	Portland	H	L	86-87 ot	0
12/16	UTSA	H	W	73-61	0
12/22	Portland State	H	W	67-62	0
1/2	* California	H	W	73-64	0
1/4	* Stanford	H	L	71-81	0
1/14	* Arizona	H	L	64-98	0
1/16	* Arizona State	H	W	80-79	0
1/19	* USC	H	W	58-56	0
1/23	* Oregon (#21)	A	W	75-64	0
1/28	* USC	A	L	62-75	0
1/30	* UCLA (#23)	A	L	52-57	0
2/4	* Washington	H	W	91-71	0
2/6	* Washington State	H	W	68-66	0
2/8	* Colorado	A	L	49-78	61
2/11	* Arizona	A	L	61-70	0
2/14	* Arizona State	A	L	73-75	0
2/18	* Utah	H	W	74-56	0
2/20	* Colorado	H	L	57-61	0
2/25	* California	A	W	59-57	0
2/27	* Stanford	A	W	73-62	0
3/3	* Utah	A	W	75-70	0
3/7	* Oregon (#25)	H	L	67-80	0
3/11	# UCLA	N	W	83-79 ot	119
3/12	# Oregon (#25)	N	W	75-64	118
3/13	# Colorado (#23)	N	W	70-68	147
3/19	% Tennessee	N	W	70-56	2,157
3/21	@ Oklahoma State (#11)	N	W	80-70	1,038
3/27	% Loyola Chicago (#17)	N	W	65-58	3,639
3/29	^ Houston (#6)	N	L	61-67	6,550

* Pac-12 contest (t-6th place)

Pac-12 Tournament (Las Vegas, Nev./T-Mobile Arena)

% NCAA Tournament (Indianapolis, Ind./Bankers Life Fieldhouse)

@ NCAA Tournament (Indianapolis, Ind./Hinkle Fieldhouse)

^ NCAA Tournament (Indianapolis, Ind./Lucas Oil Stadium)

Total Home Attendance — 0 (COVID-19)

2021-22

3-28, 1-19

Head Coach: Wayne Tinkle

Jarod Lucas (Jr. G) — 13.5 ppg, 2.3 rpg, 1.2 apg, 0.8 spg

Dashawn Davis (Jr. G) — 10.9 ppg, 3.1 rpg, 4.8 apg, 1.2 spg

Warith Alatishe (Sr. F) — 9.0 ppg, 5.1 rpg, 1.3 apg, 0.7 bpg

Maurice Calloo (Sr. F) — 8.6 ppg, 3.5 rpg, 0.6 apg, 0.5 spg

11/9	Portland State	H	W	73-64	4,448
11/12	Iowa State	A	L	50-60	12,401
11/15	Tulsa	A	L	58-64	2,759
11/18	Samford	H	L	77-78	3,491
11/21	Princeton	H	L	80-81	3,368
11/26	@ Wake Forest	N	L	77-80 ot	2,146
11/27	@ Penn State	N	L	45-60	1,350
12/2	* California	A	L	61-73	4,505
12/5	* Arizona (#11)	H	L	65-90	3,918
12/14	UC Davis	H	L	64-71	2,954
12/18	Texas A&M	H	L	73-83	3,015
12/21	Nicholls	H	W	83-61	2,873
12/30	* Utah	H	W	88-76	3,245
1/10	* Oregon	H	L	76-78	5,422
1/13	* USC (#5)	A	L	71-81	0
1/15	* UCLA (#3)	A	L	65-81	141
1/20	* Washington	H	L	72-82	3,833
1/29	* Oregon	A	L	56-78	10,712
2/3	* Utah	A	L	59-84	7,388
2/5	* Colorado	A	L	63-86	6,918
2/9	* California	H	L	61-63	3,180

2/12	* Stanford	H	L	65-76	3,684
2/15	* Colorado	H	L	64-90	3,060
2/17	* Arizona (#3)	A	L	69-83	12,905
2/19	* Arizona State	A	L	53-73	7,234
2/24	* USC (#16)	H	L	91-94 2ot	3,685
2/26	* UCLA (#12)	H	L	55-94	4,584
2/28	* Washington State	H	L	97-103 ot	3,888
3/3	* Washington State	A	L	67-71	3,099
3/5	* Washington	A	L	67-78	8,884
3/9	# Oregon	N	L	72-86	7,565

* Pac-12 contest (12th)

@ Emerald Coast Classic (Las Vegas, Nev./Orleans Arena)

Pac-12 Tournament (Niceville, Fla./Raider Arena)

Total Home Attendance — 58,648 (average 3,666)

2022-23

11-21, 5-15

Head Coach: Wayne Tinkle

Jordan Pope (Fr. G) — 12.6 ppg, 2.6 rpg, 2.3 apg

Glenn Taylor Jr. (So. F) — 11.6 ppg, 3.7 rpg, 2.2 apg

Dexter Akanno (Jr. G) — 7.9 ppg, 2.4 rpg, 1.6 apg

Tyler Bilodeau (Fr. F) — 7.0 ppg, 3.9 rpg

Michael Rataj (Fr. F) — 6.1 ppg, 4.1 rpg

11/7	Tulsa	H	W	73-70	3,320
11/11	Florida A&M	H	W	60-43	4,778
11/15	Bushnell	H	W	83-66	2,973
11/19	Portland State	H	L	66-79	3,482
11/24	\$Duke(#8)	N	L	51-54	4,465
11/25	\$Florida	N	L	68-81	6,526
11/27	\$Portland State	N	L	71-83	1,016
12/1	*Washington	H	W	66-65	3,303
12/4	*USC	A	L	62-63	3,273
12/11	Texas A&M	A	L	54-72	7,044
12/15	Seattle U	H	W	73-58	2,537
12/18	Green Bay	H	W	65-56	2,581
12/21	Denver	H	W	57-52	2,617
12/31	*Oregon	A	L	68-77	7,001
1/5	*Utah	A	L	60-79	6,471
1/7	*Colorado	A	L	42-62	6,203
1/12	*Arizona(#9)	H	L	74-86	4,126
1/14	*Arizona State	H	L	69-74	3,789
1/19	*Stanford	A	L	46-67	2,782
1/22	*California	A	W	68-48	2,072
1/26	*Utah	H	L	44-63	3,252
1/28	*Colorado	H	W	60-52	3,789
2/2	*Arizona State	A	L	57-68	8,032
2/4	*Arizona (#5)	A	L	52-84	14,688
2/9	*UCLA (#7)	H	L	47-62	3,524
2/11	*USC	H	W	61-58	3,796
2/16	*Washington State	A	L	62-80	2,961
2/18	*Washington	A	L	47-61	7,512
2/25	*Oregon	H	L	67-69	7,270
3/2	*Stanford	H	L	60-83	3,122
3/4	*California	H	W	69-66	3,390
3/8	#Arizona State	N	L	57-63	8,810

* Pac-12 contest (11th)

\$ Phil Knight Legacy (Portland, Ore.)

Pac-12 Tournament (Las Vegas, Nev.)

Total Home Attendance — 61,649 (average 3,626)

SERIES RESULTS VS. PAC-12 CONFERENCE OPPONENTS

(1) - NCAA Tournament
 (2) - NIT Tournament
 (3) - CBI
 (4) - Pac-12 Tournament
 (5) - PCC Playoffs
 (L) - game played at Loyola Marymount
 (O) - game played in Oakland, Calif.
 (P) - game played in Portland, Ore.
 (S) - game played in Spokane, Wash.
 # - game forfeited by Oregon State
 % - game forfeited by California

ARIZONA 22-72

In Corvallis16-28
 In Gill Coliseum.....16-28
 Away Games 6-39
 Neutral-Site Games 0-5
 Postseason 0-6

Series Superlatives

Most OSU Points..... 116
 (116-80) Jan. 13, 1979
 Biggest OSU Win..... 36 points
 (116-80) Jan. 13, 1979
 Longest OSU Win Streak..... 11
 1978-79 to 1983-84
 Longest OSU Home Win Streak 7
 1978-79 to 1984-85
 Longest OSU Road Win Streak..... 5
 1978-79 to 1982-83

1975-76	A	L	67-96
1976-77	H	L	73-81
1978-79	H	W	116-80
	A	W	93-79
1979-80	A	W	77-72
	H	W	73-63
1980-81	A	W	61-49
	H	W	80-62
1981-82	H	W	68-55
	A	W	92-64
1982-83	A	W	72-54
	H	W	81-56
1983-84	H	W	53-48
	A	L	58-69
1984-85	H	W	59-55
	A	L	52-67
1985-86	A	L	62-63 ot
	H	L	53-55
1986-87	H	L	48-54
	A	L	61-71
1987-88	H	L	48-70
	A	L	62-77
	A	L	67-93 (4)
1988-89	H	L	69-73
	A	L	64-85
	N	L	87-98 (4)
1989-90	H	W	84-61
	A	L	60-87
1990-91	H	L	65-103
	A	L	67-82
1991-92	A	L	58-86
	H	L	62-70
1992-93	H	L	54-57
	A	L	70-81
1993-94	A	L	56-100
	H	L	69-96
1994-95	H	L	98-111
	A	L	69-83
1995-96	H	L	59-66
	A	L	60-84

1996-97	A	L	48-99
	H	L	64-74
1997-98	A	L	80-93
	H	L	70-71
1998-99	H	W	60-59
	A	L	72-89
1999-00	A	L	73-90
	H	W	70-69 ot
2000-01	H	L	41-68
	A	L	54-65
2001-02	H	L	73-76
	A	L	87-93
2002-03	H	L	65-80
	A	L	60-72
2003-04	A	L	75-109
	H	W	90-84
2004-05	H	L	83-92
	A	L	70-91
	N	L	59-90 (4)
2005-06	H	W	75-65
	A	L	58-80
2006-07	A	L	72-83
	H	L	66-72
2007-08	A	L	63-76
	H	L	45-81
	N	L	56-87 (4)
2008-09	A	L	47-64
	H	L	56-59
2009-10	H	W	67-64
	A	W	63-55
2010-11	H	W	76-75
	A	L	59-70
	N	L	69-78 (4)
2011-12	A	L	73-81 ot
	N	L	61-72 (4)
2012-13	H	L	70-80
2013-14	A	L	54-76
	H	L	69-74
2014-15	H	W	58-56
	A	L	34-57
2015-16	A	L	63-80
2016-17	H	L	54-71
2017-18	A	L	53-62
	H	L	65-75 ot
2018-19	A	L	71-82
	H	L	72-74
2019-20	H	W	82-65
	A	L	63-89
2020-21	H	L	64-98
	A	L	61-70
2021-22	H	L	65-90
	A	L	69-83
2022-23	H	L	74-86
	A	L	52-84

ARIZONA STATE 44-54

In Corvallis26-18
 In Gill Coliseum.....26-18
 Away Games12-34
 Neutral-Site Games 6-2
 Postseason 3-2

Series Superlatives

Most OSU Points..... 108
 (108-93) Feb. 28, 1983
 Biggest OSU Win..... 31 points
 (74-43) Jan. 2, 1982
 Longest OSU Win Streak..... 9
 1985-86 to 1989-90
 Longest OSU Home Win Streak 7
 1985-86 to 1991-92
 Longest OSU Road Win Streak 4
 1986-87 to 1989-90

1960-61	A	L	77-79
	H	W	65-54
1962-63	N	W	83-65 (1)
1964-65	H	W	66-52
1965-66	N	W	56-46 (P)
1968-69	N	W	46-42 ot (P)
1974-75	N	L	71-80 (P)
	A	L	70-76
1975-76	N	W	87-83 #
1978-79	H	W	97-80
	A	L	72-85
1979-80	A	W	63-59
	H	W	82-75 ot
1980-81	A	W	71-67
	H	L	67-87
1981-82	H	W	74-43
	A	L	60-68
1982-83	A	W	68-59
	H	W	108-93
1983-84	H	W	67-62
	A	W	69-58
1984-85	H	L	82-83 ot2
	A	W	75-64
1985-86	A	L	56-71
	H	W	75-69 ot
1986-87	H	W	81-75
	A	W	86-71
1987-88	H	W	76-68
	A	W	78-75
1988-89	A	W	85-65
	H	W	89-83
1989-90	H	W	87-64
	A	W	73-59
	A	L	75-83 (4)
1990-91	H	W	91-69
	A	L	69-84
1991-92	A	W	61-47
	H	W	80-72
1992-93	H	L	73-82
	A	L	61-76
1993-94	A	L	82-88
	H	L	60-80
1994-95	H	W	83-70
	A	L	44-82
1995-96	H	L	75-93
	A	L	58-63 ot
1996-97	A	L	75-78 ot
	H	W	71-67
1997-98	A	W	70-61
	H	L	63-70
1998-99	H	W	81-51
	A	L	66-87

1999-00	A	L	64-75
	H	L	74-77 ot
2000-01	H	L	58-73
	A	L	59-61
2001-02	H	W	62-57
	A	L	58-67
2002-03	H	L	47-67
	A	L	64-74
2003-04	A	L	79-83
	H	W	68-61
2004-05	H	W	88-66
	A	L	73-75
2005-06	H	L	63-65 ot
	A	L	59-76
	N	W	71-68 (4)
2006-07	A	W	67-59
	H	W	59-55
2007-08	A	L	53-72
	H	L	64-77
2008-09	A	L	38-69
	H	L	38-49
2009-10	H	L	57-66
	A	L	46-56
2010-11	H	W	80-58
	A	L	66-80
2011-12	A	L	66-76
2012-13	H	L	62-72
2013-14	A	L	82-86 ot
	H	W	78-76 ot
2014-15	H	W	55-47
	A	L	55-73
2015-16	A	L	68-86
	N	W	75-66 (4)
2016-17	H	L	68-81
2017-18	A	L	75-77
	H	W	79-75
2018-19	A	L	67-70
	H	L	71-74
2019-20	H	L	76-82
	A	L	73-74
2020-21	H	W	80-79
	A	L	73-75
2021-22	A	L	53-73
2022-23	H	L	69-74
	A	L	57-68
	N	L	57-63 (4)

CALIFORNIA 69-91

In Corvallis	39-37
In Gill Coliseum.....	36-30
Away Games	26-47
Neutral-Site Games	4-7
Postseason	2-8

Series Superlatives

Most OSU Points.....	100
(100-101 ot) Jan. 8, 1971	
Biggest OSU Win.....	36 points
(82-46) Jan. 30, 1988	
Longest OSU Win Streak.....	10
1977-78 to 1981-82	
Longest OSU Home Win Streak	6
1976-77 to 1981-82	
Longest OSU Road Win Streak.....	7
1977-78 to 1983-84	

1915-16	H	W	26-17	
	H	L	14-26	
	A	L	22-27	
	A	W	29-20 ot	
1916-17	A	L	24-28 ot	
	A	L	11-20	
1920-21	A	L	16-33	
	A	L	10-31	
	H	L	19-24	
	H	L	10-22	
1924-25	H	W	32-25	(5)
	H	L	17-32	(5)
	H	L	19-33	(5)
1930-31	A	W	26-25	
1931-32	A	L	22-27	
1937-38	H	L	34-36	
1947-48	H	L	55-60	
	H	W	63-47	
1951-52	N	W	61-59	
	A	L	53-65	
1954-55	N	L	50-52	
1955-56	A	L	63-65 ot	
	A	L	56-69	
1956-57	H	L	60-73 ot2	
	H	L	51-62	
1957-58	H	W	55-43	
	A	L	51-61	
	N	L	45-57	(5)
1958-59	H	L	40-57	
	A	L	52-55	
1959-60	A	L	48-67	
	H	L	47-62	
1962-63	H	L	59-61	
	H	W	70-60	
	N	W	58-50	(P)
1963-64	A	L	55-65	
	A	W	61-49	
1964-65	H	W	74-57	
	A	L	53-55	
1965-66	A	W	77-62	
	H	W	63-50	
1966-67	A	W	45-42	
	H	W	59-57 ot	
1967-68	H	W	76-63	
	A	L	58-71	
1968-69	H	L	57-69	
	A	W	79-63	
1969-70	A	L	55-71	
	H	L	64-67	
1970-71	H	L	100-101 ot	
	A	L	74-99	
1971-72	A	W	74-68	
	H	W	74-68	
1972-73	H	W	79-70	

	A	L	77-79	
1973-74	A	L	54-61	
	H	W	77-73	
1974-75	H	W	70-64	
	A	W	68-54	
1975-76	H	L	72-73	
	A	W	78-70	#
1976-77	H	W	79-63	
	A	L	83-84	
1977-78	H	W	57-55 ot2	
	A	W	70-68	
1978-79	H	W	76-51	
	A	W	59-51	
1979-80	A	W	86-55	
	H	W	52-51	
1980-81	H	W	80-53	
	A	W	69-54	
1981-82	A	W	74-43	
	H	W	57-50	
1982-83	H	L	52-59	
	A	W	70-65 ot	
1983-84	A	W	44-42	
	H	W	64-60 ot	
1984-85	N	W	70-59	(P)
	A	L	36-42	
	H	W	51-37	
1985-86	H	W	58-42	
	A	L	66-72	
1986-87	A	L	61-69	
	H	W	59-57	
	N	L	57-64	(4)
	H	L	62-65	(2)
1987-88	H	W	82-46	
	A	W	65-54	
1988-89	A	W	69-64 ot	
	H	W	60-54	
	N	W	79-66	(4)
1989-90	A	W	64-58	
	H	W	98-81	
1990-91	H	W	59-55	
	A	L	76-83	
1991-92	H	W	77-65	
	A	L	66-79	
1992-93	A	W	64-63	
	H	L	72-78	
1993-94	H	L	61-67	
	A	L	44-74	(0)
1994-95	A	W	76-67	
	H	W	83-67	
1995-96	A	L	52-70	%
	H	L	51-57	%
1996-97	H	L	70-80	
	A	L	68-90	
1997-98	H	L	70-84	
	A	W	46-43	(0)
1998-99	A	L	52-54	(0)
	H	L	61-68	
1999-00	H	L	65-71	
	A	L	68-70	
2000-01	A	L	67-81	
	H	L	69-72 ot	
2001-02	H	L	53-61	
	A	L	58-73	
2002-03	A	L	73-78	
	H	L	71-84	(4)
	N	L	46-69	
2003-04	H	L	74-88	
	A	L	58-75	
2004-05	A	L	66-91	
	H	W	82-63	
2005-06	A	W	72-64	
	H	L	52-69	
2006-07	H	L	74-77	
	A	L	80-84 ot	

	N	L	51-70	(4)
2007-08	H	L	59-69	
	A	L	76-81	
2008-09	A	W	69-65	
	H	W	65-54	
2009-10	A	L	61-65	
	H	W	80-64	
2010-11	A	L	57-85	
	H	L	76-87	
2011-12	H	W	92-85	
	A	L	63-77	
2012-13	A	L	68-71	
	H	L	59-60	
2013-14	H	L	83-88	
2014-15	A	L	56-73	
2015-16	H	W	77-71	
	A	L	71-83	
	N	L	68-76	(4)
2016-17	H	L	58-69	
	A	L	46-76	
	N	L	62-67	(4)
2017-18	A	L	70-74	
2018-19	H	W	79-71	
2019-20	A	L	67-69	
	H	W	74-56	
2020-21	H	W	71-63	
	H	W	73-64	
	A	W	59-57	
2021-22	A	L	61-73	
	H	L	61-63	
2022-23	A	W	68-48	
	H	W	69-66	

COLORADO 11-21

In Corvallis	7-6
In Gill Coliseum.....	7-6
Away Games	3-12
Neutral-Site Games	1-3
Postseason	1-3

Series Superlatives

Most OSU Points.....	98
(98-87) Dec. 4, 2004	
Biggest OSU Win.....	19 points
(76-57) Dec. 29, 2017	
Longest OSU Win Streak.....	2
2004-05 to 2009-10	
Longest OSU Home Win Streak	3
2004-05 to 2011-12	
Longest OSU Road Win Streak.....	1

1940-41	A	L	29-38	
	A	L	41-42	
1955-56	H	L	53-63	
1956-57	A	L	58-67	
2003-04	A	L	66-81	
2004-05	H	W	98-87	
2009-10	H	W	74-69	
2010-11	A	L	57-83	
2011-12	A	L	60-82	
	H	W	83-69	
2012-13	H	L	68-72	
	A	W	64-58	
	N	L	68-74	(4)
2013-14	A	L	58-64	
2014-15	H	W	72-58	
	N	L	71-78	(4)
2015-16	A	L	54-71	
	H	W	60-56	
2016-17	A	L	78-85	
	H	L	52-60	
2017-18	H	W	76-57	
2018-19	A	W	76-74	
	N	L	58-73	(4)
2019-20	A	W	76-68	
	H	L	47-69	
2020-21	A	L	49-78	
	H	L	57-61	
	N	W	70-68	(4)
2021-22	A	L	63-86	
	H	L	64-90	
2022-23	A	L	42-62	
	H	W	60-52	

OREGON 192-170

In Corvallis104-67
 In Gill Coliseum.....61-35
 Away Games73-95
 Neutral-Site Games15-8
 Postseason 3-3

Series Superlatives

Most OSU Points..... 101
 (101-91 ot2) Feb. 12, 1994
 Biggest OSU Win..... 43 points
 (94-51) Feb. 13, 1982
 Longest OSU Win Streak..... 15
 1979-80 to 1985-86
 Longest OSU Home Win Streak 10
 1952-53 to 1958-59
 Longest OSU Road Win Streak.....8
 1979-80 to 1986-87

1902-03	H	W	32-2
	A	W	24-22
1903-04	A	W	25-22
	H	W	30-12
1905-06	A	W	17-15 ot
	H	W	32-6
1906-07	A	W	44-18
	H	W	41-7
1907-08	A	W	27-21
	H	W	31-14
1909-10	A	W	21-20
	H	W	44-20
1912-13	A	W	20-9
	A	L	12-14 ot
	H	L	13-21
	H	W	13-8
1913-14	A	W	15-7
	H	W	14-13
	A	L	18-21
	H	W	24-13
	H	W	17-10
	A	L	11-13
1914-15	H	L	20-21
	A	L	10-14
	A	W	23-18
	H	W	17-12
1916-17	A	W	41-8
	A	W	24-7
	H	W	25-14
	H	W	29-10
1917-18	H	W	28-8
	H	W	28-7
	A	W	24-6
	A	W	17-6
1918-19	H	L	17-27
	H	L	16-36
	A	L	17-34
	A	L	23-28
1919-20	H	L	20-22
	H	L	21-37
1920-21	H	L	29-30
	H	L	22-25
	A	L	13-42
	A	L	19-37
1921-22	A	W	39-19
	A	W	35-18
	H	W	41-19
	H	W	34-21
1922-23	H	W	42-33
	H	W	39-15
	A	L	24-31
	A	L	29-38

1923-24	A	L	20-25
	A	L	20-27
	H	W	22-17
	H	W	28-22
1924-25	H	L	19-22
	A	W	34-30
	A	W	15-12 (5)
	H	L	21-23 (5)
	N	W	27-26 (5)
1925-26	H	L	17-32
	A	L	15-25
1926-27	H	L	12-28
	A	L	25-34
1927-28	A	W	25-24
	H	L	23-28
1928-29	H	L	21-30
	A	L	26-35
1929-30	A	L	29-37
	H	L	27-34
	A	W	29-28
	H	L	33-34
1930-31	H	W	40-26
	A	L	32-39
	H	L	22-29
	A	W	36-27
1931-32	A	L	20-21
	H	L	25-28
	A	W	37-31
	H	W	26-20
1932-33	H	W	31-21
	A	W	29-18
	H	W	32-27 ot
	A	W	34-24
1933-34	A	L	26-30
	H	W	16-9
	A	L	25-33
	H	L	21-24
1934-35	H	W	47-18
	A	W	33-31
	H	W	34-27
	A	L	28-29
1935-36	A	L	27-29
	H	W	49-23
	A	W	28-26
	H	W	35-29
1936-37	H	L	34-35
	A	L	31-44
	H	L	26-33
	A	L	31-35
1937-38	A	L	32-38
	H	W	36-32
	A	L	22-40
	H	L	33-38
1938-39	H	L	26-31
	A	L	39-46
	H	W	50-31
	A	L	37-48
1939-40	A	W	35-31
	H	W	28-27
	A	W	33-27
	H	L	38-41
1940-41	H	L	31-41
	A	L	35-36 ot
	H	W	24-23
	A	L	36-37
1941-42	A	L	45-47
	H	W	50-39
	H	W	27-26
	A	W	49-45
1942-43	H	W	46-36
	A	L	35-50
	H	L	38-42
	A	W	41-31

1943-44	A	L	33-52
	H	L	38-43 ot
	A	L	38-46
	H	L	39-42
1944-45	H	L	44-51
	A	W	55-51
	H	W	45-43
	A	L	38-47
1945-46	A	W	50-47
	H	L	48-53 ot
	A	W	59-45
	H	L	41-42 ot
1946-47	H	W	73-69 ot
	A	W	58-45
	H	W	71-57
	A	W	67-59
1947-48	H	L	41-42
	A	L	54-58
	H	W	50-45
	A	L	44-62
1948-49	A	L	54-61
	H	W	42-38
	A	W	79-72 ot2
	H	W	47-45
1949-50	H	W	65-49
	A	L	34-45
	H	W	51-42
	A	L	40-45
1950-51	A	L	53-62
	H	L	47-66
	H	W	41-39
	A	L	45-72
1951-52	H	L	44-57
	A	L	55-64
	A	W	55-52
	H	L	57-66
1952-53	N	W	72-68 ot (P)
	A	W	67-65
	H	L	63-73
	H	W	75-74 ot
	A	W	59-55
1953-54	H	W	52-41
	A	L	40-42
	A	L	60-63 ot2
	H	W	55-46
1954-55	A	W	56-53
	H	W	56-54
	H	W	53-44
	A	W	68-58
1955-56	A	L	46-57
	A	W	74-69
	H	W	59-49
1956-57	H	W	68-55
	H	W	75-62
	A	L	61-65
1957-58	A	W	60-55
	A	W	82-62
	H	W	62-37
1958-59	H	W	68-60
	A	W	58-57
	H	L	68-73
1959-60	H	W	60-56
	A	L	53-63
	H	W	55-54
	H	W	53-45
	A	L	63-67
1960-61	H	L	55-58
	A	L	58-71
	A	L	52-54
	H	L	57-63

1961-62	N	W	74-57 (P)
	A	W	79-63
	H	W	82-66
	H	W	65-48
	A	W	60-56
1962-63	H	L	50-54
	A	W	65-57
	A	W	65-61
	H	W	71-65
1963-64	A	L	45-47
	H	W	66-53
	H	W	71-68
	A	W	85-71
1964-65	A	L	53-59
	H	W	53-48
	H	W	69-50
	A	W	64-61
1965-66	H	W	62-46
	A	L	60-61
	A	W	49-42
	H	W	68-54
1966-67	A	L	51-63
	H	L	55-56
	H	L	55-62
	A	W	49-47 ot
1967-68	A	W	60-49
	H	W	58-46
	A	W	80-65
	H	W	93-54
1968-69	A	L	52-66
	H	W	65-53
	H	L	66-71
	A	W	66-57
1969-70	H	W	78-73
	A	L	64-79
	A	L	66-73
	H	W	81-67
1970-71	N	W	68-64 (P)
	A	L	62-64
	H	L	57-67
	H	L	76-78
	A	L	65-71
1971-72	H	L	70-72
	A	L	63-71
	A	W	78-68
	H	W	60-57
1972-73	H	W	80-60
	N	W	68-56 (P)
	A	L	81-88
1973-74	A	L	61-67
	N	W	92-79 (P)
	H	W	81-74
1974-75	H	W	72-71 ot
	N	L	68-79 (P)
	A	L	80-82
1975-76	N	W	79-67 #(P)
	A	L	68-83
	N	L	74-76 ot (P)
	H	L	56-57
1976-77	H	W	53-52
	N	W	64-53 (P)
	A	W	78-73 ot
1977-78	N	L	51-78 (P)
	A	W	62-48
	H	L	51-54
1978-79	H	W	85-58
	N	W	85-62 (P)
	A	L	44-45
1979-80	A	W	75-66
	H	W	67-55
1980-81	N	W	67-57 (P)
	H	W	82-55
	A	W	78-61

1981-82	A	W	76-61	
	H	W	94-51	
1982-83	H	W	63-46	
	A	W	62-60	
1983-84	N	W	63-59 ot	(P)
	A	W	70-66	
	H	W	29-23	
1984-85	H	W	59-54	
	A	W	53-51	
1985-86	A	W	63-56	
	H	L	47-60	
1986-87	H	W	71-63	
	A	W	64-63	
1987-88	N	W	62-51	(P)
	H	W	59-47	
	A	L	61-62	
1988-89	A	W	73-69	
	H	W	98-79	
1989-90	N	W	71-68	(P)
	A	W	69-67	
	H	W	57-55	
1990-91	N	L	71-78	(P)
	H	W	84-76	
	A	L	66-83	
1991-92	A	L	63-64	
	H	W	62-54	
1992-93	H	W	83-75	
	A	W	54-48	
1993-94	N	W	79-75	(P)
	A	L	64-74	
	H	W	101-91 ot2	
1994-95	H	L	83-96	
	A	L	86-107	
1995-96	N	L	50-75	(P)
	A	L	59-70	
	H	L	46-62	
1996-97	N	L	64-66	(P)
	H	L	69-91	
	A	L	73-88	
1997-98	A	L	67-74	
	H	L	48-50	
1998-99	H	W	48-45	
	A	L	68-73	
1999-00	H	L	49-67	
	A	L	65-83	
2000-01	A	L	66-84	
	H	L	60-69	
2001-02	H	L	51-63	
	A	L	62-91	
2002-03	A	L	68-79	
	H	L	63-80	
2003-04	H	W	90-81	
	A	L	74-81	
2004-05	A	L	64-73	
	H	W	76-72	
2005-06	A	L	64-70	
	H	W	65-62	
2006-07	H	L	73-76	
	A	L	49-70	
2007-08	A	L	63-79	
	H	L	68-80	
2008-09	H	W	57-54	
	A	L	69-79	
2009-10	A	W	64-57	
	H	W	62-42	
2010-11	H	L	59-63	
	A	L	63-82	
2011-12	A	W	76-71	
	H	L	73-74	
2012-13	H	L	66-79	
	A	L	75-85	
2013-14	H	W	80-72	
	A	L	83-93	
	N	L	74-88	(4)

2014-15	A	L	59-71	
	H	L	62-65	
2015-16	H	W	70-57	
	A	L	81-91	
2016-17	A	L	43-85	
	H	L	59-80	
2017-18	H	W	76-64	
	A	L	57-66	
2018-19	A	W	77-72	
	H	W	72-57	
2019-20	H	W	63-53	
	A	L	54-69	
2020-21	A	W	75-64	
	H	L	67-80	
	N	W	75-64	(4)
2021-22	H	L	76-78	
	A	L	56-78	
	N	L	72-86	(4)
2022-23	A	L	68-77	
	H	L	67-69	

STANFORD 76-76

In Corvallis	39-32
In Gill Coliseum.....	37-29
Away Games	31-42
Neutral-Site Games	6-2
Postseason	3-3

Series Superlatives

Most OSU Points	111
(111-81) Feb. 6, 1982	
Biggest OSU Win	43 points
(81-38) Jan. 11, 1982	
Longest OSU Win Streak.....	8
1974-75 to 1978-79	
Longest OSU Home Win Streak	10
1975-76 to 1984-85	
Longest OSU Road Win Streak.....	5
1973-74 to 1977-78	
1983-84 to 1987-88	

1915-16	A	W	28-10	
1916-17	A	W	23-17	
	A	W	19-13	
1919-20	H	L	27-41	
	H	L	15-34	
1920-21	A	L	19-32	
	A	L	25-33	
1921-22	H	W	37-24	
	H	W	25-14	
1929-30	A	W	29-24	
1931-32	A	L	32-45	
1935-36	N	W	33-23	
1941-42	A	L	28-41	(5)
	A	W	42-33	(5)
	A	L	35-40	(5)
1947-48	N	L	48-53 ot	
1952-53	N	W	58-46	
1955-56	H	W	69-59	
	H	L	50-75	
1956-57	A	W	64-63	
	A	L	58-60	
1957-58	A	W	68-59	
	H	L	57-69	
1958-59	H	W	68-56	
	A	L	54-71	
1959-60	H	L	38-43	
	A	W	45-40	
1961-62	H	W	58-47	
	H	W	55-49	
1962-63	A	W	65-58	
	A	L	69-96	
1963-64	H	W	65-57	
	H	W	65-57	
1964-65	N	W	61-60	(P)
	H	L	48-51	
	A	W	47-45	
1965-66	N	W	62-46	(P)
	A	W	56-54	
	H	W	63-57	
1966-67	A	L	51-58	
	H	W	54-51	
1967-68	H	W	67-51	
	A	L	67-70 ot	
1968-69	H	W	63-62	
	A	L	61-70	
1969-70	A	L	69-71	
	H	W	80-59	
1970-71	N	W	82-75	(P)
	H	W	88-70	
	A	L	85-97	
1971-72	A	W	68-64	
	H	W	87-62	
1972-73	H	W	74-68	
	A	L	70-81	

1973-74	A	W	56-53	
	H	L	53-55	
1974-75	H	L	63-71	
	A	W	74-68	
1975-76	H	W	82-76	#
	A	W	70-66	#
1976-77	H	W	71-61	
	A	W	76-75	
1977-78	H	W	48-47	
	A	W	84-72	
1978-79	A	W	73-48	
	A	L	76-79	
1979-80	A	W	18-16	
	H	W	85-57	
1980-81	H	W	76-62	
	A	W	62-57	
1981-82	A	W	81-38	
	H	W	111-81	
1982-83	H	W	62-53	
	A	L	75-88	
1983-84	A	W	64-59	
	H	W	73-68	
1984-85	A	W	83-73	
	H	W	54-49	
1985-86	H	L	52-56	
	A	W	74-60	
1986-87	A	W	70-66	
	H	W	71-59	
1987-88	H	L	65-78	
	A	W	63-61	
1988-89	A	L	59-87	
	H	L	58-60	
1989-90	A	W	77-76 ot	
	H	W	84-70	
1990-91	H	W	73-66	
	A	L	59-64	
1991-92	H	L	64-67	
	A	L	56-76	
1992-93	A	W	77-66	
	H	W	82-65	
1993-94	H	L	67-71	
	A	L	66-90	
1994-95	A	L	82-95	
	H	W	90-71	
1995-96	A	L	51-84	
	H	L	50-65	
1996-97	H	W	86-77	
	A	L	54-87	
1997-98	H	L	48-68	
	A	L	77-85	
1998-99	A	L	56-72	
	H	W	59-45	
1999-00	H	L	45-73	
	A	L	56-82	
2000-01	A	L	49-73	
	H	L	63-82	
2001-02	H	L	50-67	
	A	L	55-77	
2002-03	A	L	54-57	
	H	L	73-84	
2003-04	H	L	48-62	
	A	L	47-73	
2004-05	A	L	65-69	
	H	W	84-83	
2005-06	A	L	66-80	
	H	L	64-71	
2006-07	H	L	56-67	
	A	L	55-70	
2007-08	H	L	46-66	
	A	L	56-71	
2008-09	A	W	77-62	
	H	W	66-54	
	N	L	54-62	(4)
	H	W	65-62 ot	(3)

2009-10	A	L	35-59
	H	L	55-65
2010-11	A	L	56-70
	H	W	87-80
	N	W	69-67 (4)
2011-12	H	L	101-103 4ot
	A	L	82-87
2012-13	A	L	73-81
	H	L	72-82
2013-14	H	W	81-72
2014-15	A	L	48-75
2015-16	H	L	72-78
	A	W	62-50
2016-17	H	L	46-62
	A	L	66-79
2017-18	A	L	71-80
2018-19	H	L	60-83
2019-20	A	W	68-63
	H	W	68-65
2020-21	H	L	71-81
	A	W	73-62
2021-22	H	L	65-76
2022-23	A	L	46-67
	H	L	60-83

UCLA 40-102

In Corvallis	29-43
In Gill Coliseum.....	24-41
Away Games	8-57
Neutral-Site Games	3-2
Postseason	8-3

Series Superlatives

Most OSU Points.....	97
(97-96 ot2) Jan. 24, 1991	
Biggest OSU Win.....	19 points
(83-64) March 5, 1955	
Longest OSU Win Streak.....	5
1937-38 to 1948-49	
Longest OSU Home Win Streak	6
1979-80 to 1984-85	
Longest OSU Road Win Streak	1

1924-25	A	W	21-15
1925-26	A	L	22-32
1926-27	A	L	22-32
1936-37	H	L	38-40
1937-38	H	W	39-25
1946-47	H	W	69-52 (5)
	H	W	63-46 (5)
1948-49	N	W	62-58
	H	W	53-41 (5)
	H	L	39-47 (5)
	H	W	41-35 (5)
1952-53	H	L	63-73
	H	L	43-58
	A	L	58-74
	A	L	61-69
1954-55	H	W	82-75 (5)
	H	W	83-64 (5)
1955-56	H	L	56-77
	H	L	59-72
1956-57	A	L	37-59
	A	L	53-64
1957-58	H	W	68-61
	A	W	77-61
1958-59	A	L	62-73
	H	L	59-71
1961-62	N	L	69-88 (1)
1964-65	H	L	53-83
	A	L	55-73
1965-66	A	L	35-79
	H	W	64-51
1966-67	A	L	44-76
	H	L	50-72
1967-68	H	L	52-55
	A	L	71-88
1968-69	H	L	64-83
	A	L	66-91
1969-70	A	L	71-72
	H	L	56-71
1970-71	H	L	65-67
	A	L	64-94
1971-72	H	L	72-78
	A	L	72-91
1972-73	A	L	61-87
	H	L	67-73
1973-74	A	L	75-80
	H	W	61-57
1974-75	H	L	60-67
	A	L	62-74
1975-76	H	W	75-58 #
	A	L	69-78
1976-77	A	L	66-83
	H	L	76-89
1977-78	A	L	60-77
	H	L	58-96
1978-79	A	L	63-65
	H	L	56-69

1979-80	H	W	76-67
	A	L	67-93
1980-81	H	W	81-67
	A	W	82-76
1981-82	A	L	68-74
	H	W	72-58
1982-83	A	L	77-99
	H	W	69-65
1983-84	A	W	72-63
	H	W	70-65
1984-85	H	W	59-49
	A	L	51-59
1985-86	A	W	54-49
	H	L	63-74
1986-87	A	L	67-69 ot
	H	L	53-57
1987-88	A	W	65-64
	H	W	73-68
1988-89	H	W	82-69
	A	L	75-92
1989-90	A	L	80-94
	H	W	83-74
1990-91	H	W	97-96 ot2
	A	L	56-87
1991-92	A	L	81-87 ot
	H	L	62-72
1992-93	H	W	79-73
	A	L	75-76
1993-94	A	L	71-104
	H	L	67-78
1994-95	H	L	78-87
	A	L	67-86
1995-96	A	L	60-69
	H	L	66-68
1996-97	H	L	68-74
	A	L	69-81
1997-98	A	L	72-90
	H	L	75-84
1998-99	H	W	65-63
	A	L	67-85
1999-00	H	L	74-85
	A	L	59-69
2000-01	A	L	40-67
	H	L	65-68 ot
2001-02	H	L	48-70
	A	L	57-65
2002-03	A	W	83-79
	H	L	66-69
2003-04	A	L	66-77
	H	W	65-56
2004-05	H	W	85-80
	A	L	61-69
	N	W	79-72 (4)
2005-06	H	L	54-63
	A	L	60-78
	N	L	47-79 (4)
2006-07	H	L	56-71
	A	L	35-82
2007-08	H	L	62-85
	A	L	49-84
2008-09	H	L	46-69
	A	L	54-79
2009-10	H	L	52-62
	A	L	56-65
2010-11	H	L	57-62
	A	L	61-69
2011-12	H	W	87-84
2012-13	A	L	64-74
2013-14	H	W	71-67
	A	L	69-74
2014-15	H	W	66-55
	A	L	59-75
2015-16	H	L	73-82
	A	W	86-82

2016-17	H	L	63-76
	A	L	60-78
2017-18	H	W	69-63
	A	L	68-75
2018-19	H	W	79-66
	A	L	67-68
2019-20	H	L	58-62
2020-21	A	L	52-57
	N	W	83-79 ot (4)
2021-22	A	L	65-81
	H	L	55-94
2022-23	H	L	47-62

USC 68-79

In Corvallis	43-33
In Gill Coliseum.....	38-30
Away Games	24-42
Neutral-Site Games	1-4
Postseason	4-8

Series Superlatives

Most OSU Points.....	98
(98-94 ot) Feb. 22, 1990	
Biggest OSU Win.....	27 points
(76-49) Feb. 22, 1963	
(84-57) Feb. 4, 1988	
Longest OSU Win Streak.....	8
1974-75 to 1977-78	
Longest OSU Home Win Streak	10
1974-75 to 1983-84	
Longest OSU Road Win Streak.....	7
1983-84 to 1989-90	

1924-25	H	W	30-22
1932-33	H	W	35-33 (5)
	H	L	28-39 (5)
	H	W	24-19 (5)
1934-35	H	W	38-35 (5)
	H	L	31-36 (5)
	H	L	31-32 (5)
1935-36	A	W	45-40 ot
	A	L	36-50
1939-40	A	L	41-54 (5)
	A	L	25-62 (5)
1948-49	N	L	40-60
1953-54	N	L	48-53 (5)
	N	W	65-47 (5)
	N	L	45-48 (5)
1954-55	H	L	43-45
	H	L	35-55
1955-56	A	L	47-58
	A	L	53-84
1956-57	H	L	49-55
	H	W	67-54
1957-58	A	W	69-50
	H	W	58-52
1958-59	H	L	41-49
	A	W	61-53
1959-60	A	L	59-84
	H	L	62-68
1960-61	H	W	62-58
	H	L	68-74
1962-63	H	W	76-49
	H	L	58-67
1964-65	H	W	65-63
	A	L	38-64
1965-66	A	W	59-56
	H	L	60-70
1966-67	A	L	47-62
	H	L	63-72 ot
1967-68	H	L	47-49
	A	L	63-71 ot
1968-69	H	W	61-57
	A	L	61-71
1969-70	A	L	51-64
	H	L	55-70
1970-71	H	L	63-82
	A	L	75-110
1971-72	H	L	75-87
	A	W	65-61
1972-73	A	L	72-90
	H	W	82-66
1973-74	A	L	71-81
	H	L	53-60
1974-75	H	W	78-75
	A	W	80-76

1975-76	H	W	80-70	#
	A	W	78-61	
1976-77	A	W	58-50	
	H	W	80-65	
1977-78	A	W	89-82 ot	
	H	W	53-47	
1978-79	A	L	75-76 ot	
	H	W	70-67	
1979-80	H	W	82-68	
	A	W	73-72	
1980-81	H	W	55-48	
	A	W	73-64	
1981-82	A	W	72-55	
	H	W	45-36	
1982-83	A	L	69-74	
	H	W	62-50	
1983-84	H	W	51-45	
	A	W	66-57	
1984-85	H	L	58-60	
	A	W	60-58 ot	
1985-86	A	W	68-64	
	H	L	60-66	
1986-87	A	W	57-51	
	H	L	55-65	
1987-88	A	W	80-77 ot	(L)
	H	W	84-57	
1988-89	H	W	64-55	
	A	W	74-65	
1989-90	A	W	92-82	
	H	W	98-94 ot	
1990-91	H	L	68-70	
	A	L	75-85	
1991-92	A	L	73-90	
	H	W	92-78	
1992-93	H	W	68-57	
	A	L	60-69	
1993-94	A	L	76-82	
	H	L	68-69	
1994-95	H	W	90-89 ot	
	A	W	83-81 ot	
1995-96	A	L	47-64	
	H	W	56-54	
1996-97	H	L	68-71	
	A	L	62-83	
1997-98	A	L	67-71	
	H	W	83-74 ot	
1998-99	H	W	69-66 ot	
	A	L	61-86	
1999-00	H	L	69-82	
	A	L	71-82	
2000-01	A	L	47-73	
	H	W	67-52	
2001-02	H	L	51-64	
	A	L	45-79	
2002-03	A	W	83-74	
	H	W	61-60	
2003-04	A	L	82-91	
	H	L	60-63	
2004-05	H	W	74-64	
	A	L	68-78	
2005-06	H	L	70-72 ot	
	A	L	84-89	
2006-07	H	L	46-91	
	A	L	56-73	
2007-08	H	L	44-68	
	A	L	53-81	
2008-09	H	W	62-58 ot	
	A	L	52-68	
2009-10	H	W	51-45	
	A	W	49-44	
2010-11	H	W	80-76	
	A	L	56-67	
2011-12	H	W	78-59	
2012-13	A	L	68-69	

2013-14	H	W	76-75 ot
	A	W	76-66
2014-15	H	W	59-55
	A	L	55-68
2015-16	H	W	85-70
	A	L	70-81
2016-17	H	L	63-70
	A	L	66-92
2017-18	H	L	67-74
	A	L	59-72
	N	L	48-61 (4)
2018-19	H	W	79-74 ot
	A	W	67-62
2019-20	H	L	55-75
2020-21	H	W	58-56
	A	L	62-75
2021-22	A	L	71-81
	H	L	91-94 ot2
2022-23	A	L	62-63
	H	W	61-58

UTAH 18-22

In Corvallis	14-4
In Gill Coliseum.....	11-3
Away Games	3-16
Neutral-Site Games	1-2
Postseason	1-1

Series Superlatives

Most OSU Points.....	91
(91-75) Dec. 7, 1970	
Biggest OSU Win.....	18 points
(74-56) Dec. 4, 1978	
(76-58) Feb. 4, 2012	
(82-64) Feb. 6, 2013	
Longest OSU Win Streak.....	3
2011-12 to 2012-13	
Longest OSU Home Win Streak	6
1957-58 to 2012-13	
Longest OSU Road Win Streak	1
2011-12	

1939-40	A	L	37-53
	A	L	20-39
1940-41	H	W	42-37
	H	W	42-36
1948-49	A	L	42-53
1949-50	H	W	53-41
	H	L	42-51
1957-58	H	W	65-63
1958-59	A	L	41-70
	A	L	38-62
1965-66	N	L	64-70 (1)
1968-69	A	L	54-86
1970-71	H	W	91-75
1976-77	A	L	75-92
1978-79	H	W	74-56
1982-83	A	L	62-68 ot
1983-84	H	W	62-49
1997-98	N	L	61-69 (P)
1999-00	A	L	77-87
2011-12	A	W	76-58
	H	W	77-67
2012-13	H	W	82-64
	A	L	61-72
2013-14	A	L	69-80
2014-15	H	L	37-47
2015-16	A	L	53-59
	H	W	71-69
2016-17	A	L	78-86
	H	W	68-67
2017-18	H	L	64-66
2018-19	A	W	81-72
2019-20	A	L	69-81
	H	W	70-51
	N	W	71-69 (4)
2020-21	H	W	74-56
	A	W	75-70
2021-22	H	W	88-76
	A	L	59-84
2022-23	A	L	60-79
	H	L	44-63

WASHINGTON 144-166

In Corvallis	100-51
In Gill Coliseum.....	50-30
Away Games.....	40-111
Neutral-Site Games	4-4
Postseason	3-2

Series Superlatives

Most OSU Points.....	106
(106-66) Feb. 18, 1989	
Biggest OSU Win.....	40 points
(106-66) Feb. 18, 1989	
Longest OSU Win Streak.....	11
1977-78 to 1982-83	
Longest OSU Home Win Streak	12
1960-61 to 1970-71	
Longest OSU Road Win Streak.....	5
1978-79 to 1982-83	

1903-04	H	W	22-19
1909-10	H	W	26-14
1910-11	H	L	21-28
1911-12	A	L	11-13
	A	L	17-20
	H	W	18-12
	H	W	9-8
1912-13	A	L	15-28
	A	L	14-18
	H	W	18-14
	H	W	14-7
1913-14	A	L	24-34
	A	L	9-32
	A	L	10-29
	H	L	18-22
	H	W	20-13
	H	L	15-32
1914-15	A	L	18-20
	A	L	19-25
	H	L	14-26
	H	L	16-26
1915-16	A	L	21-24
	A	W	25-22
	H	W	26-21
	H	W	25-9
1916-17	H	L	20-27
	H	W	27-14
	A	L	3-11
	A	L	13-25
1917-18	A	W	19-8
	A	W	20-8
	H	W	41-9
	H	W	36-12
1918-19	H	W	24-16
	H	W	18-17
	A	L	17-18
	A	L	16-28
1919-20	A	L	20-22
	A	W	20-12
	H	W	31-10
	H	W	17-16
1920-21	A	L	24-29
	A	L	19-47
1921-22	H	L	30-39
	H	L	31-32
	A	W	26-21
	A	W	31-27 ot2
1922-23	H	W	35-28
	A	W	28-25
1923-24	A	L	20-27
	H	W	33-26
1924-25	A	L	17-32
	H	W	27-16
1925-26	H	W	28-21
	A	L	21-29

1926-27	A	L	27-41
	H	W	31-27
1927-28	H	L	22-23
	A	L	26-29
1928-29	A	L	24-35
	H	L	28-37
1929-30	A	W	34-24
	A	L	24-36
	H	W	34-32
	H	W	19-17
1930-31	H	L	23-31
	H	W	37-23
	A	L	30-39
	A	L	26-28
1931-32	A	W	26-24 ot
	A	L	27-30
	H	W	30-14
	H	L	27-32 ot
1932-33	H	W	42-34
	H	L	24-30
	A	W	33-29
	A	W	32-26
1933-34	H	W	25-21
	H	W	28-18
	A	L	21-24
	A	L	26-35
1934-35	A	L	25-30
	A	L	25-30
	H	W	31-26
	H	W	28-17
1935-36	H	L	33-51
	H	L	31-35
	A	L	30-39
	A	L	19-25
	A	L	29-35
1936-37	A	L	31-37
	A	L	28-38
	H	W	28-27
	H	W	40-22
1937-38	H	W	43-28
	H	L	25-27
	A	L	29-37
	A	L	30-40
1938-39	A	L	21-34
	A	L	20-30
	H	L	35-41
	H	W	48-41
1939-40	H	W	45-26
	H	W	49-32
	A	W	46-31
	A	L	35-41
1940-41	A	L	34-40
	A	L	33-34
	H	W	36-23
	H	W	34-28
1941-42	H	W	45-35
	H	L	38-43
	A	L	40-47
	A	W	51-41
1942-43	H	W	42-39
	H	L	39-44
	A	L	33-53
	A	L	35-44
1943-44	H	L	33-38
	H	L	36-42
	A	L	30-54
	A	L	29-56
1944-45	A	L	45-48
	A	L	22-42
	H	W	57-43
	H	W	63-43

1945-46	H	W	53-37
	H	W	58-48
	A	L	41-47
	A	W	55-36
1946-47	A	W	59-37
	A	L	44-60
	H	W	56-52 ot
	H	W	84-63
1947-48	H	W	71-63
	H	W	74-55
	A	L	26-52
	A	L	23-27
	N	L	42-59 (5)
1948-49	N	W	64-62
	A	W	52-50
	A	L	43-54
	H	W	54-44
	H	W	49-45
1949-50	H	W	56-46
	H	L	44-52
	A	L	45-47
	A	L	54-57
1950-51	H	L	40-41
	H	W	46-41
	A	L	38-74
	A	L	36-40
1951-52	H	L	37-46
	H	L	41-49
	A	L	56-69
	A	L	37-54
1952-53	A	L	54-77
	A	L	56-68
	H	L	53-69
	H	L	60-73
1953-54	A	W	61-49
	A	W	54-51
	H	W	70-47
	H	L	47-51
1954-55	A	L	57-58 ot
	H	W	66-38
	H	W	70-63
	A	W	55-51
	A	W	57-43
1955-56	H	L	58-66
	H	L	63-83
1956-57	H	W	71-58
	A	L	53-64
	A	L	51-58
1957-58	H	W	81-58
	A	L	42-45
1958-59	H	L	59-69
	A	L	59-75
1959-60	A	L	51-57
	H	L	52-62
1960-61	A	L	47-58
	H	W	74-46
1961-62	H	W	55-48
	A	L	61-73
1962-63	A	W	57-45
	H	W	65-48
1963-64	H	W	91-60
	A	W	67-59
1964-65	H	W	67-63
	A	L	70-79
	H	W	54-45
1965-66	A	L	44-45
	H	W	67-59
	A	W	54-43
1966-67	H	W	61-57
	A	W	69-66
1967-68	A	L	56-68
	H	W	74-72
1968-69	A	L	42-60
	H	W	82-52

1969-70	N	L	65-85 (P)
	H	W	60-47
	A	L	43-46
1970-71	A	L	85-93 ot
	H	W	71-52
1971-72	A	L	73-86
	H	L	69-70
1972-73	H	W	89-63
	A	L	72-83
1973-74	N	L	56-65 (P)
	H	W	87-63
	A	L	63-68
1974-75	A	W	65-63
	H	W	86-78
1975-76	A	W	72-70 #
	H	W	73-64
1976-77	H	L	76-90
	A	L	69-81
1977-78	A	L	61-64
	H	W	64-60
1978-79	A	W	68-66
	H	W	75-69
1979-80	H	W	89-84
	A	W	82-73
1980-81	A	W	97-91 ot
	H	W	89-63
1981-82	H	W	63-43
	A	W	55-44
1982-83	H	W	71-52
	A	W	60-50
1983-84	A	L	58-72
	H	W	64-52
1984-85	A	W	52-45
	H	L	45-60
1985-86	H	L	72-73
	A	L	55-65
1986-87	H	W	71-50
	A	L	61-63
1987-88	A	L	59-63
	H	W	69-57
	N	W	80-61 (4)
1988-89	H	W	71-70
	A	W	106-66
1989-90	H	W	70-63
	A	L	57-66
1990-91	A	W	70-60
	H	W	80-63
1991-92	H	W	82-58
	A	W	77-67
1992-93	A	W	73-70
	H	L	51-61
1993-94	H	W	75-71 ot
	A	L	49-62
1994-95	A	L	57-75
	H	L	63-65
1995-96	H	W	63-55
	A	L	40-50
1996-97	A	L	72-77
	H	L	78-87
1997-98	H	L	55-70
	A	L	74-84
1998-99	A	L	50-70
	H	L	69-82
1999-00	A	W	74-57
	H	W	71-47
2000-01	H	W	63-56
	A	W	83-69
2001-02	A	W	68-53
	H	L	63-68
2002-03	H	W	82-62
	A	W	80-72
2003-04	H	L	99-103 ot
	A	L	79-80

2004-05	A	L	68-108
	H	W	90-73
2005-06	A	L	65-69
	H	L	63-96
2006-07	A	L	74-91
	H	W	73-65
2007-08	A	L	46-69
	H	L	59-97
2008-09	H	L	59-85
	A	L	60-79
2009-10	A	L	70-76
	H	L	70-82
	N	L	52-59 (4)
2010-11	A	L	72-103
	H	W	68-56
2011-12	A	L	80-95
	H	L	72-75
	N	W	86-84 (4)
2012-13	H	W	74-66
	A	L	62-72
2013-14	A	L	81-87
	H	L	62-86
2014-15	A	L	43-56
	H	W	64-50
2015-16	H	W	82-81
2016-17	A	L	61-87
2017-18	H	W	97-94 2ot
	A	L	77-79
	N	W	69-66 ot (4)
2018-19	H	L	69-79
	A	L	76-81 ot
2019-20	A	L	56-64
2020-21	H	W	91-71
2021-22	H	L	72-82
	A	L	67-78
2022-23	H	W	66-65
	A	L	47-61

WASHINGTON STATE 175-129

In Corvallis	104-44
In Gill Coliseum.....	59-21
Away Games	66-82
Neutral-Site Games	5-3
Postseason	2-0

Series Superlatives

Most OSU Points.....	99
(99-64) 1971-72	
Biggest OSU Win.....	38 points
(69-31) 1957-58	
Longest OSU Win Streak.....	13
1960-61 to 1963-64	
Longest OSU Home Win Streak	18
1953-54 to 1966-67	
Longest OSU Road Win Streak.....	6
1961-62 to 1963-64	

1906-07	A	W	30-14
1908-09	H	W	30-16
	A	W	16-14
1909-10	H	L	15-27
	H	L	24-27
	A	L	18-29
1910-11	H	W	33-9
1911-12	A	W	19-14
	A	W	12-4
	H	W	29-12
	H	W	15-5
1912-13	A	L	20-22
	A	L	11-16
	H	W	13-4
	H	W	23-20
1913-14	H	W	24-12
	H	W	29-12
1914-15	A	L	21-23
	H	W	32-21
1915-16	A	L	21-23
	H	W	25-17
1916-17	H	L	17-28
1917-18	H	W	36-17
	H	W	25-12
1918-19	H	L	17-36
	H	L	9-41
	A	L	20-31
	A	W	36-31
1919-20	H	W	31-11
	H	W	26-23
	A	L	34-50
	A	L	21-40
1920-21	H	W	36-31
	H	L	15-27
	A	L	18-26
	A	W	35-25
1921-22	A	W	32-19
	A	W	29-20
1922-23	H	W	24-15
	A	L	16-19
1923-24	A	W	24-19
	H	W	28-20
1924-25	A	W	18-14
	H	W	30-17
1925-26	H	W	31-24
	A	W	31-20
1926-27	H	W	30-19
	A	W	22-21
1927-28	H	W	32-14
	A	L	21-28
1928-29	A	L	18-30
	H	L	26-35

1929-30	H	L	27-40
	H	L	27-28
	A	L	25-28
	A	W	29-27
1930-31	A	W	29-23
	A	L	24-30
	H	W	21-20
	H	L	30-44
1931-32	A	L	22-31
	A	L	22-33
	H	L	24-28
	H	L	26-28
1932-33	A	W	25-22
	A	L	20-27
	H	W	26-14
	H	L	31-34 ot
1933-34	H	W	28-16
	H	L	24-26
	A	W	26-23
	A	L	15-24
1934-35	H	W	25-19
	H	W	38-28
	A	L	27-30
	A	W	36-22
1935-36	A	W	27-26
	A	L	31-32
	H	W	33-26
	H	W	41-26
1936-37	H	L	20-23
	H	L	32-37
	A	L	17-22
	A	L	23-42
1937-38	H	L	31-41
	H	L	21-25
	A	L	29-41 ot
	A	L	25-26 ot
1938-39	H	L	19-30
	H	L	25-38
	A	L	41-47
	A	L	35-42
1939-40	A	L	40-47
	A	W	33-31
	H	L	37-46
	H	W	44-40
1940-41	H	W	45-39
	H	W	44-42
	A	L	37-42
	A	W	50-45
1941-42	H	W	52-47 ot
	H	L	45-53
	A	W	36-34
	A	L	48-53
1942-43	A	L	35-44
	A	L	52-55
	H	W	51-35
	H	W	43-34
1943-44	A	L	41-45
	A	L	35-49
	H	L	45-52
	H	W	55-44
1944-45	H	W	54-32
	H	W	48-36
	A	L	31-46
	A	W	45-42 ot
1945-46	A	W	50-48
	A	L	34-49
	H	W	63-43
	H	W	54-33
1946-47	H	W	52-28
	H	W	53-30
	A	W	51-30
	A	L	37-49

1947-48	A	W	49-33
	A	W	43-38
	H	W	65-49
	H	W	58-52
1948-49	A	L	41-47
	A	W	42-34
	H	W	52-47
	H	W	51-42
1949-50	H	L	38-42
	H	W	54-53
	A	L	39-53
	A	L	34-51
1950-51	A	L	42-49
	A	W	57-46
	H	W	49-37
	H	L	38-45
1951-52	H	W	53-48
	H	L	44-54
	A	L	44-56
	A	L	37-45
1952-53	H	W	39-27
	H	L	45-50
	A	L	50-56
	A	L	50-64
1953-54	H	W	65-41
	H	W	65-54
	A	W	51-49
	A	W	62-41
1954-55	A	W	68-48
	H	W	70-58
	H	W	56-52
	A	W	73-61
	A	L	66-68
1955-56	A	W	59-40
	A	L	52-58
1956-57	H	W	65-59
	H	W	70-49
1957-58	H	W	69-31
	A	W	67-62
1958-59	A	W	76-66
	H	W	72-58
1959-60	H	W	49-38
	A	W	62-59
1960-61	A	W	76-66
	A	L	61-72
	H	W	72-47
	H	W	53-52
1961-62	N	W	78-66 (P)
	A	W	69-56
	A	W	68-65
	H	W	62-55
	H	W	63-46
1962-63	H	W	74-47
	H	W	61-50
	A	W	79-56
	A	W	74-65
1963-64	A	W	80-66
	A	W	75-58
1964-65	A	L	53-64
	H	W	66-51
1965-66	H	W	68-52
	A	W	54-47
1966-67	H	W	63-61
	A	W	51-49 ot
1967-68	N	W	62-61 (P)
	A	L	62-82
	H	L	76-81 ot
1968-69	N	L	50-51 ot (P)
	A	L	60-61
	H	L	60-62
1969-70	N	L	54-59 (P)
	H	W	80-65
	A	L	51-86

1970-71	A	W	78-73		2005-06	A	W	59-50	
	H	W	81-67			H	W	71-62	
1971-72	A	W	77-71		2006-07	A	L	55-70	
	H	W	99-64			H	L	54-58	
1972-73	H	W	91-71		2007-08	A	L	46-69	
	A	L	64-67			H	L	57-70	
1973-74	H	L	69-72		2008-09	H	L	57-61 ot	
	A	W	76-63			A	W	54-52	
1974-75	N	L	65-68 (P)		2009-10	A	L	60-65	
	A	W	82-73 ot			H	W	59-55	
	H	W	44-41		2010-11	A	L	70-84	
1975-76	A	W	82-73 #			H	L	55-61	
	H	W	69-55		2011-12	A	L	76-81 (S)	
1976-77	H	W	61-58			H	L	73-83	
	A	L	62-74			N	W	69-64 (4)	
1977-78	A	L	58-63			H	L	55-72 (3)	
	H	W	58-46		2012-13	H	L	68-71	
1978-79	A	L	61-67			A	W	67-66	
	H	W	66-52		2013-14	A	W	66-55	
1979-80	H	W	65-63			H	W	68-57	
	A	L	51-69		2014-15	A	W	62-47	
1980-81	A	W	66-53			H	W	55-50	
	H	W	81-53		2015-16	H	W	69-49	
1981-82	H	W	64-48		2016-17	A	L	62-75 (S)	
	A	W	40-36		2017-18	H	W	94-62	
1982-83	H	L	64-76			A	W	92-67	
	A	L	61-63 ot		2018-19	H	W	90-77	
1983-84	N	W	79-57 (P)			A	W	85-77	
	A	L	65-74		2019-20	A	L	76-89	
	H	W	66-55		2020-21	A	L	55-59	
1984-85	A	W	73-57			H	W	68-66	
	H	W	69-49		2021-22	H	L	97-103 ot	
1985-86	H	W	57-54			A	L	67-71	
	A	W	66-49		2022-23	A	L	62-80	
1986-87	H	W	66-48						
	A	L	63-73						
1987-88	A	L	49-56						
	H	W	62-48						
	N	W	74-68 ot2 (4)						
1988-89	H	W	90-63						
	A	W	83-70						
1989-90	H	W	79-64						
	A	W	83-63						
1990-91	A	L	77-99						
	H	W	87-85 ot						
1991-92	H	L	69-81						
	A	L	84-87 ot						
1992-93	A	L	51-56						
	H	W	59-58						
1993-94	H	L	66-81						
	A	L	64-101						
1994-95	A	L	75-77						
	H	L	85-94						
1995-96	H	L	62-76						
	A	L	42-61						
1996-97	A	L	64-80 (S)						
	H	W	61-49						
1997-98	H	L	53-69						
	A	L	68-80						
1998-99	A	L	79-84						
	H	W	83-64						
1999-00	A	W	77-73						
	H	W	64-56						
2000-01	H	W	67-62						
	A	L	53-57						
2001-02	A	W	74-72						
	H	W	91-55						
2002-03	H	W	63-48						
	A	L	71-75						
2003-04	H	W	52-41						
	A	W	65-58						
2004-05	A	L	45-63						
	H	W	58-51						

SERIES RESULTS VS. NON-CONFERENCE OPPONENTS

(1) - NCAA Tournament
 (2) - NIT Tournament
 (3) - CBI
 (4) - Pac-12 Tournament
 (5) - PCC Playoffs
 (L) - game played at Loyola Marymount
 (O) - game played in Oakland, Calif.
 (P) - game played in Portland, Ore.
 (S) - game played in Spokane, Wash.
 # - game forfeited by Oregon State
 % - game forfeited by California

AIR FORCE	2-0
1958-59	H W 49-47
1965-66	N W 53-42 (P)

AKRON	0-1
2013-14	N L 71-83

ALABAMA	0-2
1998-99	N L 49-59
2012-13	N L 62-65

ALASKA-ANCHORAGE	2-0
1991-92	A W 80-66
2001-02	A W 72-63

ALASKA-FAIRBANKS	0-1
2007-08	A L 60-62

APPALACHIAN STATE	1-0
2000-01	N W 60-37

ARKANSAS	1-0
1948-49	N W 56-38 (1)

ARKANSAS-PINE BLUFF	4-0
1998-99	H W 74-56
2013-14	H W 77-63
2017-18	H W 85-58
2019-20	H W 80-46

ARKANSAS STATE	1-0
1983-84	N W 49-40

ARMY	2-0
1964-65	N W 65-64 ot (P)
1973-74	N W 82-54 (P)

AUBURN	0-1
2014-14	N L 69-71

AZUSA PACIFIC	1-0
1996-97	H W 79-64

BALL STATE	0-1
1989-90	N L 53-54 (1)

BAYLOR	1-1
1955-56	H L 57-62
1972-73	N W 88-54 (P)

BETHUNE-COOKMAN	2-0
2004-05	H W 69-56
2006-07	H W 72-49

BOISE STATE	7-3
1976-77	H W 89-68
1977-78	A L 65-76
1983-84	N W 61-42 (P)
1984-85	A W 74-59
1985-86	H W 60-58 ot
1988-89	A L 43-53
1989-90	H W 76-42
1997-98	N W 71-60
2003-04	H L 80-82
2004-05	A W 90-79

BOSTON UNIVERSITY	2-1
1985-86	N W 59-55 (P)
1989-90	N W 86-66 (P)
2009-10	H L 78-96 (P)

BRADLEY	7-4
1941-42	A L 46-47
1942-43	A L 41-42 ot
1950-51	A L 74-77
	A W 75-45
1951-52	H W 57-53
	H W 61-55
1981-82	H W 81-55
1982-83	A W 76-62
1993-94	H W 54-42
1994-95	A L 64-69
1996-97	N W 72-60 (P)

BUSHNELL (Prev. NW Christian)	2-0
2015-16	H W 74-52
2022-23	H W 83-66

BYU	11-4
1927-28	A W 37-22
1939-40	A W 57-30
	A L 42-47
1952-53	H L 66-69
	H W 67-65
1956-57	A W 62-55
1963-64	N W 68-58 (P)
1966-67	H W 92-76
1968-69	A L 64-89
	N L 64-69 (P)
1970-71	H W 99-80
1979-80	N W 86-71 (P)
1980-81	H W 75-68
1981-82	A W 56-44
1992-93	N W 93-79 (P)

BRIGHAM YOUNG-HAWAII	1-0
1998-99	A W 50-45

BRITISH COLUMBIA	1-0
1963-64	H W 87-47

BUTLER	0-1
1941-42	A L 29-35

CAL POLY SLO	2-1
2001-02	A L 68-72
2002-03	H W 81-60
2006-07	H W 78-65

CSU BAKERSFIELD	4-0
2007-08	A W 77-53
2008-09	H W 65-59
2009-10	H W 74-39
2011-12	H W 86-62

CAL STATE CHICO	3-0
1929-30	A W 42-24
1930-31	A W 47-29
1999-00	H W 92-48

CAL STATE FULLERTON	2-1
2000-01	H W 68-35
2004-05	H L 83-85 ot (2)
2015-16	H W 82-69 (P)

CAL STATE LOS ANGELES	1-0
1974-75	H W 88-75

CANISIUS	2-2
1946-47	A W 48-40 ot
1947-48	A W 50-48
1949-50	A L 45-58
1950-51	A L 47-59

CENTRAL CONNECTICUT	1-0
2018-19	H W 80-59

CENTRAL MICHIGAN	0-1
1974-75	N L 87-88 (1)

CHARLOTTE	1-1
2010-11	H W 83-70
2017-17	A L 66-69

CHICAGO STATE	4-0
1986-87	H W 79-52
1998-99	H W 87-56
2011-12	A W 92-66
2012-13	H W 87-77

CINCINNATI	2-4
1962-63	N L 46-80 (1)
1963-64	N L 53-57 (P)
	H W 82-61
1964-65	A L 56-71
1971-72	H W 88-68
1973-74	A L 63-72

CITY COLLEGE NY	1-2
1942-43	A W 45-34
1945-46	A L 27-43
1947-48	A L 51-58

CLEMSON	3-1
1979-80	N W 72-67 (P)
1987-88	N L 54-69
1988-89	N W 72-58 (P)
1999-00	N W 53-35

COLORADO STATE	2-4
1940-41	N W 33-31
1963-64	N W 53-51 (P)
1977-78	N L 44-49 ot (P)
1998-99	N L 50-64 (P)
1999-00	A L 78-83
2007-08	N L 56-69

COPPIN STATE	1-1
2002-03	H W 59-53
2013-14	H L 73-78

CORBAN	1-0
2014-15	H W 86-62

CREIGHTON	0-4
1927-28	A L 28-34
	A L 16-17
1976-77	H L 68-90
1978-79	A L 55-69

CSUN	3-0
1980-81	H W 78-47
1997-98	H W 91-79
2019-20	H W 87-67

DARTMOUTH	1-0
1971-72	N W 106-72 (P)

DENVER	3-1
1940-41	A W 27-20
1999-00	H W 70-63
2000-01	A L 53-54
2022-23	H W 57-52

DePAUL	1-2
1945-46	A L 40-59
2013-14	A L 81-93
2014-15	H W 90-59

DOANE	1-0
1974-75	H W 82-69

DUKE	0-3
1953-54	N L 61-71
1962-63	N L 63-85 (1)
2022-23	N L 51-54 (P)

EAST CAROLINA	0-1
2004-05	N L 62-64

EASTERN KENTUCKY	1-0
2017-18	H W 74-62

EASTERN MICHIGAN	1-0
1991-92	N W 87-72

EASTERN WASHINGTON	3-0
1979-80	H W 92-59
1999-00	H W 78-62
2000-01	H W 58-50

ELON	1-0
2004-05	N W 65-55

EVANSVILLE	0-1
1988-89	N L 90-94 ot (1)

FLORIDA	0-1
2022-23	N L 68-81 (P)

FLORIDA A&M	1-0
2022-23	H W 60-48

FLORIDA STATE	1-2
1969-70	A L 68-69
1971-72	N L 72-73 (P)
1975-76	N W 78-75 #(P)

FRESNO STATE 8-8

1923-24	A	W	39-25
1924-25	A	W	19-12
1925-26	A	W	28-22
1982-83	H	L	42-43
	H	L	67-76 (2)
1983-84	A	L	47-60
1984-85	N	W	66-50 (P)
1990-91	H	W	89-76
1991-92	A	L	72-83
1993-94	A	L	62-74
1994-95	H	W	72-67
2005-06	A	L	73-80
2006-07	H	L	69-74
2008-09	A	W	62-54
2009-10	H	W	73-65
2016-17	H	L	58-63

GEORGE MASON 1-0

2013-14	N	W	58-54
---------	---	---	-------

GEORGE WASHINGTON 1-2

1994-95	N	L	70-77 (P)
2009-10	A	W	64-57
2010-11	H	L	79-87

GEORGETOWN 0-1

1981-82	N	L	45-69 (1)
---------	---	---	-----------

GEORGIA 1-1

2004-05	N	L	74-76 ot
2005-06	N	W	64-60 (P)

GONZAGA 25-2

1911-12	A	L	11-13
1914-15	A	W	25-12
1915-16	A	W	27-15
1923-24	A	W	27-18
	H	W	19-11
1924-25	A	W	22-21
	H	W	26-13
1925-26	H	W	32-22
1926-27	W	W	36-24
1927-28	W	W	44-25
1928-29	W	W	36-20
	A	W	32-30
1930-31	H	W	43-30
	W	W	47-24
1931-32	L	L	24-27
1957-58	H	W	71-63
1961-62	H	W	78-64
1962-63	H	W	63-47
1969-70	H	W	67-53
1974-75	H	W	84-59
1977-78	H	W	76-65
1978-79	A	W	59-58
1984-85	H	W	62-46
1986-87	A	W	70-57
1988-89	H	W	74-51
1989-90	A	W	82-61
1991-92	H	W	74-65

GRAMBLING STATE 3-0

2012-13	H	W	85-54
2014-15	H	W	71-43
2019-20	H	W	80-58

GREEN BAY 1-0

2022-23	H	W	65-56
---------	---	---	-------

HARVARD 1-0

1970-71	N	W	91-76 (P)
---------	---	---	-----------

HAWAII 21-8

1939-40	A	W	49-39
1950-51	A	W	55-43
1952-53	A	L	58-74
1953-54	H	W	73-54
	H	W	55-50
1954-55	H	W	69-47
1958-59	H	W	59-40
1959-60	A	L	51-56
	A	W	72-46
1963-64	A	W	71-55
	A	W	70-44
1964-65	H	W	92-61
1965-66	H	W	72-36
1966-67	A	W	61-56
	A	W	58-54
1969-70	H	W	76-56
1971-72	A	L	71-89
	A	L	73-76
1973-74	H	W	86-62
1974-75	A	W	73-53
	A	W	63-59
1976-77	A	W	91-76
	A	W	96-78
1979-80	A	W	75-74 ot
	A	W	92-62
1984-85	A	L	64-81
2003-04	A	L	67-70 ot
2006-07	A	L	41-85
2013-14	A	L	73-79

HAWAII-HILO 2-0

1979-80	A	W	104-80
1997-98	A	W	79-68

HAWAII-LOA 1-0

1984-85	A	W	97-49
---------	---	---	-------

HOFSTRA 1-0

2011-12	W	W	82-72
---------	---	---	-------

HOUSTON 2-1

1965-66	N	W	63-60 (1)
2008-09	H	W	49-45 (5)
2020-21	N	L	61-67 (1)

HOWARD 5-1

2006-07	H	W	84-67
2008-09	A	L	45-47
	H	W	90-54
2010-11	A	W	84-74
2011-12	H	W	93-72
2012-13	H	W	69-53

IDAHO 120-53

1909-10	A	L	25-28
	A	W	22-15
	H	W	18-16 ot
1911-12	A	W	30-11
	H	W	26-14
	H	W	20-1
1912-13	H	W	23-12
	H	L	20-21
	A	W	12-10
	A	W	13-9
1914-15	A	L	15-18
	H	L	19-20
1915-16	A	W	19-17
	H	W	35-14
1918-19	A	L	13-39
	A	L	11-51
1919-20	A	L	21-30

1920-21	H	W	24-23 ot
	H	L	18-29
1922-23	H	L	22-23
	A	L	21-36
1923-24	A	W	23-22 ot
	H	W	20-16
1924-25	A	W	19-18
	H	W	24-15
1925-26	H	W	31-24
	A	L	14-23
1926-27	H	L	28-29
	A	L	17-24
1927-28	H	W	31-28
	A	L	20-22
1928-29	A	W	23-22
	H	W	44-39
1929-30	H	L	23-41
	H	W	40-27
	A	W	37-28
	A	L	30-41
1930-31	A	W	52-30
	A	W	41-34
	H	W	37-24
	H	W	47-40
1931-32	H	W	33-31
	H	W	35-28
	A	W	24-23
	A	W	31-26
1932-33	A	W	32-31 ot
	A	W	29-25
	H	W	46-26
	H	L	26-30
1933-34	A	L	25-31
	A	W	32-23
	H	W	40-14
	H	L	22-34
1934-35	H	W	25-18
	H	W	34-18
	A	W	26-24
	A	W	35-27
1935-36	H	W	31-24
	H	W	45-19
	A	W	22-21
	A	W	33-22
1936-37	H	W	42-17
	H	L	23-30
	A	W	34-30
	A	W	28-23
1937-38	A	L	24-49
	A	L	26-29
	H	L	32-34
	H	L	22-29
1938-39	H	W	42-29
	H	W	35-30
	A	W	48-41
	A	W	32-30
1939-40	H	W	48-36
	H	W	42-38
	A	W	40-28
	A	W	20-18
1940-41	H	W	43-19
	H	W	41-35
	A	L	35-42
	A	W	41-32
1941-42	A	W	47-45 ot
	A	W	34-29
	H	W	49-30
	H	W	53-30
1942-43	A	W	52-49
	A	L	44-56
	H	W	48-32
	H	W	57-51

1943-44	A	W	39-34
	A	W	38-34
	H	W	34-29
	H	W	52-48 ot
1944-45	A	W	43-35
	A	L	31-32
	H	W	50-28
	H	W	44-33
1945-46	H	W	49-40
	H	W	49-45
	A	L	37-42
	A	L	38-43
1946-47	H	W	77-40
	H	W	71-37
	A	L	46-67
	A	W	69-35
1947-48	A	L	43-47
	A	W	59-39
	H	W	52-45
	H	W	58-44
1948-49	H	W	42-31
	H	W	69-53
	A	L	39-51
	A	W	47-35
1949-50	A	W	48-37
	A	W	51-39
	H	W	48-44
	H	W	60-46
1950-51	A	W	51-43
	A	L	38-55
	H	W	34-29
	H	L	31-39
1951-52	A	L	64-65
	A	L	50-74
	H	W	53-49
	H	L	43-46
1952-53	A	L	49-65
	A	W	59-55
	H	L	62-64
	H	W	78-52
1953-54	H	L	65-70
	H	W	65-60
	A	L	55-70
	A	W	69-53
1954-55	A	W	59-52
	A	W	69-63
	H	W	80-65
	H	W	67-56
1955-56	H	L	55-58
	H	W	69-59
1956-57	A	L	67-74
	A	W	81-53
1957-58	H	W	70-51
	A	L	55-62
1958-59	A	W	87-84
	H	W	46-42
1959-60	H	W	49-48
	A	L	56-62
	H	W	55-53
1960-61	N	W	63-53 (P)
	H	W	67-52
	H	W	55-49
	A	L	57-62
	A	L	47-54
1961-62	A	W	74-59
	A	W	71-68
	H	L	51-52
	H	W	65-50
1962-63	N	W	80-53 (P)
1963-64	H	W	72-46
	H	W	112-62

1964-65	A	W	60-48
1966-67	A	L	56-57
1971-72	H	W	84-67
1972-73	A	W	77-59
1978-79	N	W	100-59 (P)
1981-82	N	L	49-71 (P)
	N	W	60-42 (1)
1982-83	N	L	41-42 ot2 (P)
	H	W	77-59 (2)
1986-87	N	W	79-58 (P)
1999-00	H	W	66-49
2002-03	H	L	73-76 ot
2011-12	H	L	60-74

IDAHO STATE 2-1

1958-59	A	L	49-55
1998-99	H	W	63-53
2007-08	H	W	56-41

ILLINOIS 0-3

1948-49	N	L	53-57 (1)
1950-51	A	L	51-74
1990-91	A	L	78-112

ILLINOIS-CHICAGO 2-1

2009-10	A	L	61-63
2010-11	H	W	74-54
2011-12	H	W	95-53

INDIANA 6-7

1949-50	H	L	60-65
	H	L	53-58
1950-51	A	L	45-72
1953-54	H	L	72-76
	N	W	67-51
1957-58	A	W	62-51
1958-59	H	L	53-57
	H	W	73-69
1963-64	H	W	70-57
	N	W	56-52 (P)
1966-67	N	L	60-71 (P)
1973-74	N	W	61-48 (P)
1974-75	N	L	71-81 (1)

INDIANA-PURDUE FW 3-0

2001-02	H	W	84-59
2002-03	A	W	78-71
2003-04	H	W	57-55

IONA 1-0

2015-16	H	W	93-73
---------	---	---	-------

IOWA 5-2

1957-58	A	L	67-77
1958-59	H	W	72-71
1962-63	N	W	61-55
	N	W	64-57 (P)
1974-75	N	W	97-60 (P)
1983-84	A	L	45-56
	H	W	53-48

IOWA STATE 1-3

2007-08	H	L	64-71 ot
2008-09	A	L	50-63
2019-20	H	W	80-74
2021-22	A	L	50-60

JACKSON STATE 1-0

2003-04	H	W	71-59
---------	---	---	-------

JACKSONVILLE STATE 1-0

2017-18	H	W	70-69
---------	---	---	-------

JAMES MADISON 0-2

1991-92	H	L	68-80
1992-93	A	L	56-70

KANSAS 0-2

2012-13	A	L	78-84
2015-16	A	L	67-82

KANSAS STATE 3-2

1980-81	N	L	48-50 (1)
1984-85	A	W	56-55
1988-89	H	W	66-48
2002-03	A	L	72-90
2003-04	H	W	87-82 ot3

KENT STATE 2-2

1997-98	N	W	76-68
2016-17	H	W	69-50
2017-18	A	L	78-79
2018-19	H	L	63-66

KENTUCKY 0-3

1966-67	A	L	66-96
1970-71	A	L	78-84
1975-76	A	L	74-82

LAMAR 2-2

1979-80	N	L	77-81 (1)
1982-83	N	W	76-61 (P)
1987-88	N	W	62-44 (P)
2016-17	H	L	60-63

LaSALLE 1-0

1991-92	N	W	92-80 (P)
---------	---	---	-----------

LEHIGH 1-0

2001-02	H	W	78-55
---------	---	---	-------

LONG BEACH STATE 4-4

1990-91	N	W	75-72
1995-96	H	L	54-65
1996-97	A	L	56-68
2000-01	N	W	78-66
2016-17	H	L	67-71 (P)
2017-18	H	W	89-81
	N	L	69-74
2018-19	A	W	75-72

LONG ISLAND 2-1

1946-47	A	L	50-56
1970-71	H	W	71-70 ot
1972-73	A	W	82-71

LSU 1-5

1963-64	N	W	87-57 (P)
1969-70	A	L	72-94
	H	L	68-76
2000-01	N	L	68-78
2006-07	H	L	53-60
2007-08	A	L	61-67

LOUISIANA TECH 1-1

1986-87	N	L	76-93 (P)
1989-90	N	W	82-81 (P)

LOUISVILLE 1-1

1981-82	N	W	62-56
1987-88	N	L	61-70 (1)

LOYOLA CHICAGO 1-1

1927-28	A	L	19-29
2020-21	N	W	65-58 (1)

LOYOLA MARYMOUNT 4-1

1987-88	H	W	84-69
1988-89	A	W	100-90
1989-90	H	L	113-117
2015-16	H	W	79-70
2017-18	H	W	78-74

MANHATTAN 1-0

1941-42	A	W	47-34
---------	---	---	-------

MARIST 1-0

2017-18	N	W	65-46
---------	---	---	-------

MARQUETTE 2-1

1927-28	A	L	15-16
1988-89	A	W	76-73
1989-90	H	W	71-57

MARYLAND 1-0

2013-14	A	W	90-83
---------	---	---	-------

MARYLAND EASTERN SHORE 1-0

2013-14	H	W	98-66
---------	---	---	-------

MASSACHUSETTS 0-1

1991-92	N	L	65-74
---------	---	---	-------

MEMPHIS 1-1

1989-90	A	L	72-78
1990-91	H	W	78-74

MERCER 1-0

2006-07	H	W	93-62
---------	---	---	-------

MIAMI (FLA.) 1-0

1969-70	A	W	86-81
---------	---	---	-------

MICHIGAN 2-2

1955-56	H	W	84-71
1961-62	N	W	89-54 (P)
1967-68	N	L	61-80
1972-73	A	L	57-68

MICHIGAN STATE 3-3

1939-40	N	W	38-33
	N	L	26-36
1942-43	A	W	33-29
1978-79	N	L	57-65 (P)
1983-84	A	L	55-56
1988-89	N	W	63-58 (P)

MIDDLE TENNESSEE STATE 1-0

1974-75	N	W	78-67 (1)
---------	---	---	-----------

MIDWESTERN STATE 1-0

1982-83	H	W	91-55
---------	---	---	-------

MINNESOTA 1-6

1949-50	A	L	44-60
	H	L	41-51
1955-56	N	L	60-64
1966-67	N	L	54-60 (P)
1972-73	N	L	80-83 (P)
1990-91	A	L	53-64
1991-92	N	W	92-80 (P)

MISSISSIPPI 0-1

1999-00	N	L	58-77
---------	---	---	-------

MISSISSIPPI STATE 1-2

1995-96	N	L	62-76 (P)
2014-15	H	W	59-49
2016-17	A	L	57-74

MISSISSIPPI VALLEY STATE 2-0

2009-10	H	W	76-62
2014-15	H	W	74-50

MISSOURI 1-3

1956-57	N	L	41-71
1982-83	A	L	59-87
1984-85	H	W	54-52
2018-19	N	L	63-69

MISSOURI STATE 2-1

1991-92	H	W	72-63
1992-93	A	L	48-63
2018-19	H	W	101-77

MONTANA 15-4

1925-26	H	W	31-19
	A	W	38-15
1926-27	H	W	48-35
	A	L	25-38
1927-28	H	W	31-12
	A	L	43-44
1928-29	A	W	29-25
	H	W	28-26
1937-38	H	W	46-36
	H	W	43-13
	A	W	57-47 ot
	A	W	37-28
1959-60	H	W	67-52
	H	W	78-58
1961-62	A	W	82-76
	A	L	54-56
1972-73	H	W	79-62
2010-11	A	L	66-71
2011-12	H	W	71-46

MONTANA STATE 3-3

1927-28	A	L	36-55
1979-80	H	W	105-80
2006-07	H	W	72-63
2007-08	H	L	59-60
2008-09	H	L	79-82 ot
2012-13	H	W	78-65

MONTANA STATE-BILLINGS 0-1

1995-96	H	L	74-79
---------	---	---	-------

NAVY 0-1

1965-66	A	L	55-59 ot3
---------	---	---	-----------

NEBRASKA 6-4

1940-41	H	W	61-38
1945-46	A	L	40-48
1953-54	H	W	83-55
1959-60	H	W	63-60
	N	W	67-65 (P)
1965-66	A	L	63-75
1968-69	H	W	79-67
1996-97	A	L	67-75
2008-09	H	W	64-63
2009-10	A	L	44-50

NEVADA 5-6

1921-22		W	44-15
		W	27-15
1922-23	A	W	26-11
	A	W	15-6
1974-75	A	L	74-75
1976-77	H	L	51-53
1978-79	H	L	61-62 (2)
2006-07	H	L	47-75
2008-09	A	L	71-79
2015-16	H	W	66-62
2016-17	A	L	58-83

NEW MEXICO				2-4
1971-72	N	W	81-69	(P)
1972-73	H	L	79-84	ot
1973-74	A	L	75-89	
1984-85	H	L	65-72	
1985-86	A	L	63-81	
1986-87	A	W	85-82	(2)

NEW MEXICO STATE				3-0
1959-60	H	W	54-50	
1960-61	A	W	65-55	
2012-13	H	W	71-62	

NEW ORLEANS				4-1
1982-83	H	W	88-71	(2)
1990-91	A	L	64-68	ot
1991-92	H	W	79-58	
1994-95	H	W	78-61	
1995-96	A	W	68-61	

NEW YORK UNIVERSITY				1-1
1949-50	A	W	49-45	
1950-51	A	L	65-75	

NIAGARA				1-0
2012-13	H	W	102-83	

NICHOLLS				1-1
1993-94	N	L	86-93	
2021-22	H	W	83-61	

NORTH CAROLINA				1-3
1953-54	N	W	65-53	
1967-68	N	L	61-68	(P)
1977-78	N	L	63-94	
	A	L	64-90	

NORTH CAROLINA STATE				1-4
1955-56	A	L	54-59	
1974-75	A	L	73-86	
1976-77	N	W	71-61	(P)
1992-93	A	L	68-69	
1993-94	H	L	58-66	

NORTH CAROLINA-WILM.				1-0
1993-94	N	W	77-57	(P)

NORTH DAKOTA				1-0
2019-20	H	W	83-66	

NORTHEASTERN ILLINOIS				1-1
1996-97	A	L	63-78	
1997-98	H	W	92-60	

NORTHERN COLORADO				4-0
2001-02	H	W	64-59	
2005-06	H	W	70-52	
2006-07	A	W	69-67	
2007-08	H	W	65-56	

NORTHWEST (WA)				1-0
2020-21	H	W	114-42	

NORTHWESTERN				4-1
1951-52	H	W	69-58	
1955-56	N	W	63-61	
1964-65	N	W	67-65	(P)
1975-76	N	L	67-72	(P)
1980-81	N	W	90-70	(P)

NORTHWESTERN STATE				0-1
2005-06	N	L	61-72	

NOTRE DAME				0-2
1984-85	A	L	70-79	(1)
1994-95	N	L	69-72	(P)

NOTRE DAME (CALIF.)				1-0
1998-99	H	W	71-39	

OHIO STATE				1-3
1951-52	H	L	57-61	
1953-54	A	W	62-60	
1991-92	A	L	56-84	
1992-93	N	L	77-85	(P)

OKLAHOMA				0-5
1946-47	N	L	54-56	(1)
1992-93	A	L	75-78	
1993-94	H	L	87-93	
2000-01	N	L	60-78	
2019-20	N	L	69-77	(P)

OKLAHOMA BAPTIST				0-1
1993-94	N	L	69-85	

OKLAHOMA STATE				6-2
1948-49	N	L	30-55	(1)
1967-68	N	W	49-48	
1970-71	H	W	69-63	
	N	W	84-76	(P)
1971-72	A	W	76-72	
	A	W	70-56	
2014-15	N	L	53-66	
2020-21	N	W	80-70	(1)

OLD DOMINION				1-0
2018-19	N	W	61-56	

ORAL ROBERTS				2-1
1976-77	N	L	68-77	(P)
1991-92	H	W	112-87	
2014-15	H	W	55-42	

PACIFIC (CALIF.)				1-2
1929-30	A	L	24-26	
1992-93	H	W	79-62	
1994-95	A	L	66-72	

PACIFIC (ORE.)				9-1
1902-03		W	25-5	
1906-07	H	W	73-2	
1911-12	H	W	47-5	
1916-17	A	L	25-34	
	H	W	42-9	
1917-18		W	25-14	
		W	38-26	
1923-24	H	W	55-11	
1924-25		W	32-16	
1934-35	H	W	53-11	

PENN				3-0
1981-82	N	W	102-64	
1984-85	N	W	80-58	(P)
2018-19	N	W	74-58	

PENN STATE				1-1
1966-67	N	W	64-61	ot2
2021-22	N	L	45-60	

PEPPERDINE				5-0
1961-62	N	W	69-67	(1)
1980-81	A	W	82-76	
1981-82	H	W	84-69	
	N	W	70-51	(1)
2018-19	H	W	82-67	

PITTSBURGH				3-0
1950-51	H	W	61-36	
	H	W	53-34	
1981-82	N	W	88-58	(P)

PORTLAND				53-18
1937-38	H	W	39-18	
		W	34-28	
1938-39		W	48-28	
1946-47	A	W	58-38	
	H	W	70-30	
1947-48	A	W	56-45	
	A	W	48-44	
	H	W	64-54	
1948-49	A	W	43-33	
	H	W	70-53	
	N	W	61-45	
1949-50	A	W	51-46	
1950-51	A	L	53-58	
	H	W	65-60	
	A	W	55-43	
1951-52	A	W	52-47	
	A	L	48-75	
	H	L	43-52	
1952-53	A	L	63-68	
	H	W	66-39	
1953-54	H	W	84-65	
1956-57	N	L	55-56	
1957-58	H	W	75-49	
	N	W	64-46	
1959-60	A	W	51-43	
1960-61	H	L	44-47	
	A	W	58-48	
1961-62	H	W	80-63	
	A	W	75-64	
1962-63	A	L	58-67	
	H	W	66-51	
	A	W	97-68	
1963-64	H	W	95-61	
	H	W	65-43	
1965-66	H	W	73-63	
	A	W	64-44	
1966-67	H	W	64-44	
	A	L	43-48	
1967-68	H	W	65-56	
	A	L	61-67	
1968-69	A	W	83-59	
	H	W	78-57	
1969-70	H	W	78-62	
1971-72	H	W	88-58	
1973-74	H	W	88-67	
1975-76	N	W	78-71	#
1979-80	A	L	86-94	
1980-81	H	W	92-57	
1981-82	A	L	63-68	
	N	W	61-55	(P)
1982-83	H	W	55-44	
1983-84	A	W	65-49	
1984-85	H	W	69-54	
1985-86	A	L	57-58	
1986-87	H	W	67-51	
1987-88	A	W	74-62	
1988-89	H	W	106-59	
1993-94	H	W	82-78	
1994-95	A	L	71-74	
1995-96	A	L	50-61	
1996-97	H	W	81-64	
2001-02	H	W	74-60	
2002-03	A	W	71-64	
2003-04	H	L	89-97	ot2
2004-05	H	W	66-63	
2005-06	A	L	62-76	
2006-07	H	W	65-48	
2007-08	H	W	67-57	
2013-14	H	W	79-73	
2014-15	A	W	65-58	ot

2016-17	N	L	45-53	
2020-21	H	L	86-87	ot

PORTLAND STATE				16-0
1974-75	H	W	76-70	
1975-76	H	W	106-76	#
1976-77	A	W	89-79	
1977-78	H	W	71-62	
1978-79	H	W	107-67	
1979-80	H	W	92-71	
1980-81	A	W	102-58	
1996-97	H	W	79-60	
1997-98	H	W	67-63	
2001-02	A	W	51-46	
2002-03	H	W	53-50	
2011-12	H	W	101-68	
2012-13	A	W	79-74	
2019-20	H	W	81-76	
2020-21	H	W	67-62	
2021-22	H	W	73-64	
2022-23	H	L	66-79	
	N	L	71-83	(P)

PRAIRIE VIEW A&M				4-0
2003-04	H	W	70-53	
2004-05	A	W	67-63	
2005-06	H	W	88-71	
2016-17	H	W	78-58	

PRINCETON				0-1
2021-22	H	L	80-81	

PUGET SOUND				3-0
1972-73	H	W	85-66	
1973-74	H	W	84-50	
1986-87	H	W	70-52	

PURDUE				1-0
2012-13	N	W	66-58	

QUINNIPIAC				2-1
2013-14	H	W	76-68	
2014-15	A	L	52-60	
2015-16	H	W	82-61	

RHODE ISLAND				1-0
1980-81	N	W	103-55	(P)

RICE				3-1
1956-57	H	L	54-55	
1977-78	N	W	75-58	(P)
2014-15	H	W	67-54	
2015-16	A	W	77-69	

ST. BONAVENTURE				1-0
1941-42	A	W	38-33	

ST. JOHN'S				1-2
1980-81	A	W	57-45	
2001-02	N	L	63-66	
2017-18	N	L	77-82	

ST. JOSEPH'S				1-1
1985-86	N	L	46-64	(P)
1988-89	N	W	89-67	(P)

SACRAMENTO STATE				5-1
1991-92	H	W	104-89	
1997-				

SAINT LOUIS 1-3

1927-28	A	L	23-24
1966-67	N	L	52-64 (P)
2017-18	H	W	63-60 (P)
2018-19	A	L	61-65

ST. MARTIN'S 1-0

1997-98	H	W	73-61
---------	---	---	-------

ST. MARY'S 3-1

1929-30	A	L	21-29
	A	W	33-20
1966-67	H	W	61-40
1968-69	H	W	63-51

SAMFORD 1-1

1974-75	H	W	87-66
2021-22	H	L	77-78

SAN DIEGO 2-1

2000-01	A	L	71-80
2001-02	H	W	65-56
2012-13	N	W	86-79

SAN DIEGO STATE 1-0

1971-72	H	W	96-90
---------	---	---	-------

SAN FRANCISCO 3-7

1930-31	A	L	18-28
1931-32	A	L	28-40
1947-48	A	L	42-44
1954-55	A	L	34-60
	H	L	56-57 (1)
1956-57	H	W	62-40
1962-63	N	W	65-61 (1)
1964-65	H	L	58-66
1967-68	H	L	52-63
1968-69	A	W	60-50

SAN JOSE STATE 3-0

1967-68	H	W	67-52
1986-87	N	W	65-55 (P)
2019-20	N	W	83-48

SANTA CLARA 6-4

1929-30	A	W	36-30
1952-53	H	L	66-68
	H	W	69-68
1954-55	H	W	39-34
	N	L	45-56
1984-85	A	W	64-62
1985-86	H	W	77-62
1994-95	H	W	85-75
1995-96	N	L	45-50 (P)
1997-98	A	L	55-68

SAVANNAH STATE 0-1

2016-17	H	L	90-93 ot
---------	---	---	----------

SEATTLE 16-6

1954-55	H	W	64-59
	H	W	83-71 (1)
1957-58	H	W	63-55
1960-61	H	W	67-53
	N	W	73-65 (P)
1961-62	H	W	82-73 ot2
	A	L	73-74
	H	W	69-65 ot (1)
1962-63	A	L	58-60
	H	W	66-60
	N	W	70-66 (1)
1963-64	A	W	85-79

	H	W	76-72
	N	L	57-61 (1)
1975-76	H	W	91-79 #
1976-77	A	L	51-55
1978-79	N	W	83-74 (P)
2002-03	H	W	81-38
2008-09	H	W	71-67
2009-10	H	L	48-99
2010-11	A	L	80-83
2022-23	H	W	73-58

SEATTLE PACIFIC 3-0

1977-78	H	W	85-54
1992-93	H	W	69-62
2008-09	H	W	71-67

SETON HALL 1-0

1973-74	N	W	88-83
---------	---	---	-------

SIENA 1-0

2004-05	N	W	69-67
---------	---	---	-------

SIUE 1-0

2013-14	H	W	101-81
---------	---	---	--------

SOUTH CAROLINA STATE 2-0

1999-00	N	W	92-57
2000-01	H	W	62-46

SOUTH DAKOTA 1-0

2009-10	N	W	62-47
---------	---	---	-------

SOUTH FLORIDA 1-0

2005-06	N	W	61-56
---------	---	---	-------

SOUTHEASTERN LOUISIANA 0-1

2006-07	H	L	63-65
---------	---	---	-------

SOUTHERN COLORADO 1-0

2000-01	H	W	91-23
---------	---	---	-------

SOUTHERN OREGON 1-0

2016-17	H	W	84-59
---------	---	---	-------

SOUTHERN UTAH 2-0

2001-02	H	W	73-63
2017-18	H	W	99-82

TEMPLE 2-0

1969-70	N	W	65-44 (P)
1972-73	A	W	56-50

TENNESSEE 4-1

1964-65	N	W	48-27 (P)
1970-71	A	L	61-89
1989-90	A	W	96-90 ot
1990-91	H	W	82-66
2020-21	N	W	70-56 (1)

TENNESSEE STATE 1-0

1982-83	N	W	59-47 (P)
---------	---	---	-----------

TENNESSEE TECH 1-2

1985-86	N	W	69-54 (P)
2005-06	A	L	62-90
2007-08	H	L	62-79

TEXAS 2-4

1956-57	H	L	63-64
1967-68	N	W	54-42 (P)
1995-96	A	L	54-83
1996-97	H	L	83-86
2001-02	N	L	68-78
2011-12	N	W	100-95 ot

TEXAS A&M 2-4

1941-42	N	W	36-30
1976-77	N	W	80-58 (P)
2018-19	H	L	64-67 (P)
2019-20	A	L	49-64
2021-22	H	L	73-83
2022-23	A	L	54-72

TEXAS A&M-CORPUS CHRISTI 1-1

1999-00	H	W	82-70
2009-10	N	L	43-67

TCU 2-0

1987-88	N	W	63-49 (P)
2011-12	H	W	101-81 (5)

TEXAS-PAN AMERICAN 3-0

2005-06	H	W	78-54
2010-11	H	W	89-69
2012-13	H	W	84-59

TEXAS SOUTHERN 0-1

2010-11	H	L	60-66
---------	---	---	-------

TEXAS TECH 0-1

2009-10	A	L	60-64
---------	---	---	-------

TEXAS WESLEYAN 1-0

1978-79	H	W	115-59
---------	---	---	--------

TOWSON 2-1

2011-12	A	W	66-46
2012-13	H	L	66-67 ot
2013-14	H	W	76-67

TULANE 0-1

1953-54	N	L	70-74
---------	---	---	-------

TULSA 2-3

1998-99	N	L	57-59
2015-16	H	W	76-71 (P)
2016-17	A	L	64-75
2021-22	A	L	58-64
2022-23	H	W	73-70

UC DAVIS 1-1

2007-08	A	W	73-59
2021-22	H	L	64-71

UC IRVINE 3-1

1994-95	A	L	73-89
1995-96	H	W	64-57
1997-98	A	W	65-43
1998-99	H	W	80-70

UC RIVERSIDE 1-1

2000-01	H	L	63-67
2018-19	H	W	72-59

UC SAN DIEGO 2-0

1992-93	H	W	97-39
1997-98	H	W	116-78

UC SANTA BARBARA 4-2

1960-61	A	L	53-62
1986-87	H	W	91-85
1987-88	A	L	70-71
2014-15	H	W	76-64
2015-16	A	W	71-59
2019-20	H	W	78-67

UNLV 1-3

1973-74	H	L	59-74
1975-76	A	L	85-96
2004-05	A	L	61-86
2005-06	H	W	69-63

USC UPSTATE 1-0

2007-08	N	W	65-46
---------	---	---	-------

UT-ARLINGTON 1-0

2010-11	H	W	71-56
---------	---	---	-------

UTAH STATE 8-0

1939-40	A	W	39-38
	A	W	41-39
1940-41	A	W	43-26
	A	W	39-34
1941-42	N	W	46-30
1948-49	N	W	52-38
1975-76	A	W	81-66 #
	H	W	80-64 #

UTEP 3-2

1985-86	H	L	49-64
1986-87	A	W	83-72
2008-09	H	W	75-69 (5)
	A	L	63-70 (5)
	H	W	81-73 (5)

UTSA 3-0

2016-17	H	W	72-64
2019-20	N	W	88-78
2020-21	H	W	73-61

VALPARAISO 0-1

2015-16	H	L	57-63
---------	---	---	-------

VANDERBILT 0-1

2011-12	N	L	62-64
---------	---	---	-------

VERMONT 1-0

2008-09	H	W	71-70 ot (5)
---------	---	---	--------------

VILLANOVA 2-1

1955-56	N	L	63-68
1965-66	A	W	65-59 ot
1977-78	N	W	58-57 ot (P)

WAKE FOREST 0-2

1977-78	A	L	74-94
2021-22	N	L	77-80 ot

WASHINGTON-ST. LOUIS 1-0

1942-43	A	W	40-32
---------	---	---	-------

WAYNE STATE 1-0

1942-43		W	41-29
---------	--	---	-------

WEBER STATE 3-1

1971-72	H	W	82-75
1976-77	A	W	76-73
	N	L	49-61 (P)
1977-78	H	W	74-72 ot

WEST ALABAMA 1-0

2011-12	H	W	93-60
---------	---	---	-------

WEST VIRGINIA 0-3

1962-63	N	L	65-70
1973-74	A	L	74-78
1983-84	N	L	62-64 (1)

WESTERN ILLINOIS 2-0

1982-83	N	W	91-71
2011-12	H	W	80-59 (5)

WESTERN MICHIGAN 2-1

1990-91	H	W	101-76
1991-92	A	L	76-87
2005-06	N	W	73-68

WESTERN OREGON 3-0

1932-33		W	36-24
1936-37		W	44-24
2006-07	H	W	71-58

WICHITA STATE 2-2

1958-59	H	W	72-55
1972-73	H	W	78-73
1985-86	A	L	63-66 ot
1987-88	H	L	57-60

WILLAMETTE 52-11

1901-02	A	L	11-63
		W	14-10
1902-03	H	W	13-10
1903-04	A	L	12-14
1904-05		W	45-5
	H	W	22-3
	A	L	18-19
1905-06		W	21-7
1907-08		W	52-13
		W	28-13
1909-10		W	38-27
1910-11		L	15-25
		L	18-22
1911-12	H	W	45-9
	A	W	25-1
1912-13		W	16-14
1914-15		W	28-14
		W	23-14
1915-16	A	W	17-13
1917-18	A	W	10-9
1919-20	A	L	25-26
	H	W	25-18
1920-21		L	26-27
		L	19-36
1921-22	A	W	50-16
		W	43-13
1922-23		W	38-19
		W	39-13
1924-25	H	W	45-19
		W	39-18
1926-27		W	35-16
1928-29	A	W	39-31
		L	21-24
		W	46-22
1929-30		W	34-25
		W	39-36
1930-31	H	W	35-24
1931-32		W	42-32
1932-33		W	38-23
1933-34		W	41-24
1934-35		W	34-23
		W	25-18
1935-36		W	30-29
1936-37		L	28-31
1939-40	A	W	38-20
	H	W	52-30
1940-41	N	W	47-43
1941-42	A	W	44-34
1942-43	H	W	35-18
	H	W	46-28
1943-44	H	W	28-23
	A	L	27-35
1944-45	H	W	43-30
	A	W	36-30
	H	W	48-31
	A	W	33-27
1946-47	H	W	66-29
	A	W	71-35

1947-48	H	W	47-41
1948-49	H	W	63-40
	A	W	43-41
1951-52	A	W	64-54
2003-04	H	W	84-53

WISCONSIN 2-1

1927-28	A	L	21-36
1949-50	A	W	49-36
1960-61	N	W	56-54 (P)

WISCONSIN-PARKSIDE 1-0

1979-80	H	W	74-46
---------	---	---	-------

WYOMING 10-5

1946-47	N	W	63-46 (1)
1948-49	H	W	55-50
	H	L	52-53 ot
1955-56	H	W	53-46
	H	L	51-52
1956-57	A	W	68-65
1972-73	N	W	81-56 (P)
1977-78	H	W	79-69
1978-79	A	W	71-56
1999-00	H	W	83-77
2000-01	N	L	53-65
2017-18	H	L	66-75
2018-19	H	W	83-64
2019-20	A	W	83-63
2020-21	H	L	73-76

YALE 1-0

1957-58	H	W	79-69
---------	---	---	-------

NCAA TOURNAMENT APPEARANCES

NCAA TOURNAMENT (18 APPEARANCES, 15-21 RECORD)

YEAR	DATE	SITE	ROUND	RESULT (SEEDING IN PARENTHESIS)
1947	March 21	Kansas City, Mo.	West Regional Semifinals	L Oklahoma 56, Oregon State 54
	March 22	Kansas City, Mo.	West Regional Consolation	W Oregon State 63, Wyoming 46
1949	March 18	Kansas City, Mo.	West Regional Semifinals	W Oregon State 56, Arkansas 38
	March 19	Kansas City, Mo.	West Regional Final	L Oklahoma State 55, Oregon State 30
1955	March 25	Seattle, Wash.	Final Four — Third Place Game	L Illinois 57, Oregon State 53
	March 11	Corvallis, Ore.	West Regional Semifinals	W Oregon State 83, Seattle 71
1962	March 12	Corvallis, Ore.	West Regional Final	L San Francisco 57, Oregon State 56
	March 13	Corvallis, Ore.	West Regional First Round	W Oregon State 69, Seattle 65 (OT)
1963	March 16	Provo, Utah	West Regional Semifinals	W Oregon State 69, Pepperdine 67
	March 17	Provo, Utah	West Regional Final	L UCLA 88, Oregon State 69
1964	March 11	Eugene, Ore.	West Regional First Round	W Oregon State 70, Seattle 66
	March 15	Provo, Utah	West Regional Semifinals	W Oregon State 65, San Francisco 61
1966	March 16	Provo, Utah	West Regional Final	W Oregon State 83, Arizona State 65
	March 22	Louisville, Ky.	Final Four — National Semifinals	L Cincinnati 80, Oregon State 46
1975	March 23	Louisville, Ky.	Final Four — Third Place Game	L Duke 85, Oregon State 63
	March 10	Eugene, Ore.	West Regional First Round	L Seattle 61, Oregon State 57
1980	March 11	Los Angeles, Calif.	West Regional Semifinals	W Oregon State 63, Houston 60
	March 12	Los Angeles, Calif.	West Regional Final	L Utah 70, Oregon State 64
1981	March 15	Lexington, Ky.	Midwest Regional First Round	W Oregon State 78, Middle Tennessee State 67
	March 20	Dayton, Ohio	Midwest Regional Semifinals	L Indiana 81, Oregon State 71
1982	March 22	Dayton, Ohio	Midwest Regional Consolation	L Central Michigan 88, Oregon State 87
	March 8	Ogden, Utah	West Regional Second Round	L (10) Lamar 81, (2) Oregon State 77
1984	March 14	Los Angeles, Calif.	West Regional Second Round	L (8) Kansas State 50, (1) Oregon State 48
	March 14	Pullman, Wash.	West Regional Second Round	W (2) Oregon State 70, (7) Pepperdine 51
1985	March 18	Provo, Utah	West Regional Semifinals	W (2) Oregon State 60, (3) Idaho 42
	March 20	Provo, Utah	West Regional Final	L (1) Georgetown 69, (2) Oregon State 45
1988	March 15	Birmingham, Ala.	Midwest Regional First Round	L (11) West Virginia 64, (6) Oregon State 62
	March 14	South Bend, Ind.	Southeast Regional First Round	L (7) Notre Dame 79, (10) Oregon State 70
1989	March 17	Atlanta, Ga.	Southeast Regional First Round	L (5) Louisville 70, (12) Oregon State 61
	March 15	Tucson, Ariz.	West Regional First Round	L (11) Evansville 94, (6) Oregon State 90 (OT)
1990	March 15	Salt Lake City, Utah	West Regional First Round	L (12) Ball State 54, (5) Oregon State 53
	March 18	Oklahoma City, Okla.	West Regional First Round	L (10) VCU 75, (7) Oregon State 67
2016	March 19	Indianapolis, Ind.	Midwest Regional First Round	W (12) Oregon State 70, (5) Tennessee 56
	March 21	Indianapolis, Ind.	Midwest Regional Second Round	W (12) Oregon State 80, (4) Oklahoma State 70
2021	March 27	Indianapolis, Ind.	Midwest Regional Semifinals	W (12) Oregon State 65, (8) Loyola Chicago 58
	March 29	Indianapolis, Ind.	Midwest Regional Final	L (2) Houston 67, (12) Oregon State 61

1947 NCAA WEST REGIONAL SEMIFINALS OKLAHOMA 56, OREGON STATE 54 MARCH 21 AT KANSAS CITY, MO.

Oregon State scoring: Lew Beck 20, Red Rocha 12, Cliff Crandall 8, Dan Torrey 6, Alex Petersen 5, Morris Silver 2, Erland Anderson 1, Frank Roelandt 0, Don Samuel 0
Oklahoma scoring: Courty 17, Tucker 17, Reich 11, Waters 5, Paine 4, Jones 0, Landon 0, Merchant 0
Halftime Score: Oklahoma 32, Oregon State 27

1947 NCAA WEST REGIONAL CONSOLATION OREGON STATE 63, WYOMING 46 MARCH 22 AT KANSAS CITY, MO.

Oregon State scoring: Lew Beck 20, Erland Anderson 10, Red Rocha 9, Cliff Crandall 8, Dan Torrey 6, Alex Petersen 6, Morris Silver 4, Norm Carey 0, Doug Martin 0
Wyoming scoring: Reese 17, Todrovich 11, Volker 11, Collins 5, Peyton 1, Pilch 1, Bloom 0, Doty 0, Rogers 0
Halftime Score: Oregon State 32, Wyoming 27

1949 NCAA WEST REGIONAL SEMIFINALS OREGON STATE 56, ARKANSAS 38 MARCH 18 AT KANSAS CITY, MO.

Oregon State scoring: Dick Ballentyne 13, Cliff Crandall 13, Alex Petersen 10, Bill Harper 7, Dan Torrey 6, Ed Fleming 2, Paul Sliper 2, Harvey Watt 2, Len Rinearson 1, James Catterall 0, Tommy Holman 0, Ray Snyder 0
Arkansas scoring: Horton 12, Cathcart 6, Campbell 5, Ambler 4, Rankin 4, Kearns 3, Coleman 2, Hudspeth 2, Williams 2, Adams 0, Price 0
Halftime Score: Oregon State 21, Arkansas 17

1949 NCAA WEST REGIONAL FINAL OKLAHOMA STATE 55, OREGON STATE 30 MARCH 19 AT KANSAS CITY, MO.

Oregon State scoring: Cliff Crandall 11, Tommy Holman 4, Alex Petersen 4, Dick Ballentyne 3, Ed Fleming 2, Bill Harper 2, Ray Snyder 2, James Catterall 1, Dan Torrey 1, Len Rinearson 0, Paul Sliper 0, Harvey Watt 0
Oklahoma State scoring: Harris 23, Shelton 13, Parks 8, Bradley 7, Smith 4, Hayes 0, Hobbs 0, McArthur 0, Pilgram 0, Yates 0
Halftime Score: Oklahoma State 21, Oregon State 11

1949 NCAA FINAL FOUR — THIRD PLACE GAME ILLINOIS 57, OREGON STATE 53 MARCH 23 AT SEATTLE, WASH.

Oregon State scoring: Cliff Crandall 18, Dick Ballentyne 8, Alex Petersen 8, Harvey Watt 6, Ed Fleming 5, Ray Snyder 4, Bill Harper 2, Len Rinearson 2, Dan Torrey 0
Illinois scoring: Osterkorn 17, Eddelman 11, Foley 7, Green 7, Kersulis 7, Erickson 6, Sundrig 2, Anderson 0
Halftime Score: Illinois 28, Oregon State 19

1955 NCAA WEST REGIONAL SEMIFINALS OREGON STATE 83, SEATTLE 71 MARCH 11 IN CORVALLIS

Oregon State scoring: Swede Halbook 21, Tony Vlastelica 14, Bill Toole 10, Phil Shadoin 10, Tex Whiteman 9, Jay Dean 7, Reggie Halligan 4, Johnny Jarboe 4, Bob Allord 2, Ron Fundingsland 2, Larry Paulus 0
Seattle scoring: Godes 16, Stricklin 14, Glowaski 11, Bauer 8, Fuhrer 7, Malone 7, Kelly 6, Vaughn 2, Cox 0
Halftime Score: Oregon State 50, Seattle 36

**1955 NCAA WEST REGIONAL FINAL
SAN FRANCISCO 57, OREGON STATE 56
MARCH 12 IN CORVALLIS**

Oregon State scoring: Swede Halbrook 18, Tony Vlastelica 12, Tex Whiteman 11, Bill Toole 6, Reggie Halligan 5, Ron Robins 4, Johnny Jarboe 0, Phil Shadoin 0
San Francisco scoring: Russell 29, Jones 11, Wiebusch 6, Buchanan 4, Perry 4, Mullen 2, Baxter 1, Zannini 0
Halftime Score: San Francisco 30, Oregon State 27

**1962 NCAA WEST REGIONAL FIRST ROUND
OREGON STATE 69, SEATTLE 65 (OT)
MARCH 13 IN CORVALLIS**

Oregon State scoring: Jay Carty 27, Mel Counts 20, Steve Pauly 11, David Hayward 7, Terry Baker 4, Tim Campbell 0, Bob Jacobson 0, Ray Torgerson 0
Seattle scoring: Miles 26, Shaules 16, Butler 8, Dunston 7, Tresvant 4, Brennan 2, Preston 2, Smither 0, Stautz 0
Halftime Score: Seattle 29, Oregon State 23
End of Regulation: Oregon State 59, Seattle 59

**1962 NCAA WEST REGIONAL SEMIFINALS
OREGON STATE 69, PEPPERDINE 67
MARCH 16 AT PROVO, UTAH**

Oregon State scoring: Terry Baker 15, Mel Counts 15, Steve Pauly 15, Jay Carty 14, Bob Jacobson 10, Tim Campbell 0, David Hayward 0, Ray Torgerson 0
Pepperdine scoring: Warlick 23, Tift 15, Tinsley 13, Dinnel 8, Smith 8, Bridges 0, Dougan 0
Halftime Score: Oregon State 35, Pepperdine 30

**1962 NCAA WEST REGIONAL FINAL
UCLA 88, OREGON STATE 69
MARCH 17 AT PROVO, UTAH**

Oregon State scoring: Mel Counts 24, Steve Pauly 10, Jay Carty 9, Terry Baker 6, David Hayward 6, Bob Jacobson 5, Ray Torgerson 4, Lynn Baxter 3, Gary Rossi 2, Rex Benner 0, Tim Campbell 0
UCLA scoring: Green 23, Hazzard 17, Cunningham 12, Waxman 12, Blackman 7, Slaughter 7, Hicks 4, Gower 2, Rosvall 2, Stewart 2, Huggins 0, Milhorn 0
Halftime Score: UCLA 44, Oregon State 30

**1963 NCAA WEST REGIONAL FIRST ROUND
OREGON STATE 70, SEATTLE 66
MARCH 11 AT EUGENE, ORE.**

Oregon State scoring: Mel Counts 30, Steve Pauly 13, Terry Baker 9, Frank Peters 8, Jim Jarvis 6, David Hayward 2, Jim Kraus 2, Gary Rossi 0
Seattle scoring: Miles 28, Tresvant 16, Smither 9, Williams 8, Dunston 5, Preston 0
Halftime Score: Oregon State 35, Seattle 29

**1963 NCAA WEST REGIONAL SEMIFINALS
OREGON STATE 65, SAN FRANCISCO 61
MARCH 15 AT PROVO, UTAH**

Oregon State scoring: Mel Counts 22, Terry Baker 21, Frank Peters 9, Jim Jarvis 8, Jim Kraus 3, Steve Pauly 2, Tim Campbell 0
San Francisco scoring: E. Thomas 21, Johnson 15, Lee 12, Brovelli 7, Moffatt 4, Brainard 2, Belluomini 0, H. Thomas 0
Halftime Score: Oregon State 35, San Francisco 30

**1963 NCAA WEST REGIONAL FINAL
OREGON STATE 83, ARIZONA STATE 65
MARCH 16 AT PROVO, UTAH**

Oregon State scoring: Mel Counts 26, Steve Pauly 21, Terry Baker 15, Frank Peters 14, Jim Jarvis 5, Gary Rossi 2, Jim Kraus 0, Ray Torgerson 0
Arizona State scoring: Caldwell 17, Cerkvenik 16, Becker 13, Senitza 8, Dairman 6, Howard 3, Disarufino 2
Halftime Score: Oregon State 43, Arizona State 38

**1963 NCAA FINAL FOUR — NATIONAL SEMIFINALS
CINCINNATI 80, OREGON STATE 46
MARCH 22 AT LOUISVILLE, KY.**

Oregon State scoring: Mel Counts 20, Jim Jarvis 5, Rex Benner 4, Frank Peters 4, Steve Pauly 4, Jim Kraus 3, Gary Rossi 2, Ray Torgerson 2, Tim Campbell 1, David Hayward 1, Terry Baker 0
Cincinnati scoring: Wilson 24, Bonham 14, Thacker 14, Yates 12, Cunningham 4, Meyer 3, Abernathy 2, Elsasser 2, Shingleton 2, Smith 2, Heidetting 1
Halftime Score: Cincinnati 30, Oregon State 27

**1963 NCAA FINAL FOUR — THIRD PLACE GAME
DUKE 85, OREGON STATE 63
MARCH 23 AT LOUISVILLE, KY.**

Oregon State scoring: Mel Counts 25, Steve Pauly 12, Frank Peters 8, Terry Baker 7, Jim Jarvis 7, David Hayward 4, Rex Benner 0, Jim Kraus 0, Ray Torgerson 0
Duke scoring: Heyman 22, Schmidt 20, Mullins 14, Tison 11, Harrison 9, Buckley 6, Ferguson 2, Herbster 1, Cox 0, Jamieson 0, Kitching 0
Halftime Score: Duke 34, Oregon State 23

**1964 NCAA WEST REGIONAL FIRST ROUND
SEATTLE 61, OREGON STATE 57
MARCH 10 AT EUGENE, ORE.**

Oregon State scoring: Mel Counts 27, Scott Eaton 8, Jim Jarvis 8, Frank Peters 6, Terry Dreisewerd 4, Jim Kraus 2, Rick Whelan 2, Lynn Baxter 0, Rex Benner 0
Seattle scoring: Heyward 14, Vermillion 13, Williams 12, Wheeler 9, Phillips 7, Tresvand 5, Turney 1, Griffin 0, Tebbs 0
Halftime Score: Oregon State 34, Seattle 31

**1966 NCAA WEST REGIONAL SEMIFINALS
OREGON STATE 63, HOUSTON 60
MARCH 11 AT LOS ANGELES, CALIF.**

Oregon State scoring: Rick Whelan 24, Loy Petersen 13, Ed Fredenburg 10, Charlie White 10, Scott Eaton 6, Harry Gunner 0
Houston scoring: Hamood 18, Hayes 14, Kruse 8, Chaney 6, Grider 6, Apolskis 3, Lentz 3, Ballard 2
Halftime Score: Houston 30, Oregon State 28

**1966 NCAA WEST REGIONAL FINAL
UTAH 70, OREGON STATE 64
MARCH 12 AT LOS ANGELES, CALIF.**

Oregon State scoring: Charlie White 20, Ed Fredenburg 15, Scott Eaton 13, Rick Whelan 10, Loy Petersen 5, Harry Gunner 1, Ray Carlile 0
Utah scoring: Chambers 33, Tate 16, Jackson 10, Ockel 5, MacKay 4, Black 2
Halftime Score: Utah 41, Oregon State 24

**1975 NCAA MIDEAST REGIONAL FIRST ROUND
OREGON STATE 78, MID. TENNESSEE ST. 67
MARCH 15 AT LEXINGTON, KY.**

Oregon State scoring: Lonnie Shelton 23, Don Smith 15, Doug Oxsen 11, Paul Miller 10, Roosevelt Daniel 6, George Tucker 3, Tim Hennessey 2, Leon Jordan 2, Rickey Lee 2, Charlie Neal 2, Brad Woolrich 2, Steve Bakke 0, Mark Gregg 0, Carl Runyon 0
Middle Tennessee State scoring: Sorrell 23, Martin 18, Darcus 11, Sisneros 10, Peeler 5, Allen 0, Bonner 0, Collins 0, Malcolm 0, Taylor 0
Halftime Score: Oregon State 30, Middle Tennessee State 19

**1975 NCAA MIDEAST REGIONAL SEMIFINALS
INDIANA 81, OREGON STATE 71
MARCH 20 AT DAYTON, OHIO**

Oregon State scoring: Don Smith 14, Paul Miller 9, Roosevelt Daniel 8, Rickey Lee 8, George Tucker 8, Lonnie Shelton 7, Charlie Neal 6, Doug Oxsen 4, Carl Runyon 4, Tim Hennessey 3
Indiana scoring: Green 34, Benson 23, Wilkerson 10, Buckner 6, Laskowski 4, Crews 2, Radford 2, Abernathy 0, Ahlfeld 0, Haymore 0, Kamstra 0, May 0, Noort 0, Wisman 0
Halftime Score: Indiana 48, Oregon State 27

**1975 NCAA MIDEAST REGIONAL CONSOLATION
CENTRAL MICHIGAN 88, OREGON STATE 87
MARCH 22 AT DAYTON, OHIO**

Oregon State scoring: Don Smith 18, Paul Miller 16, George Tucker 13, Charlie Neal 10, Lonnie Shelton 10, Rickey Lee 8, Doug Oxsen 8, Roosevelt Daniel 4
Central Michigan scoring: Roundfield 25, McElroy 21, Drake 10, Helmink 9, Alexander 7, Davis 6, Kaeding 4, McClain 4, Parks 2, Cicotte 0
Halftime Score: Central Michigan 49, Oregon State 41

**1980 NCAA WEST REGIONAL SECOND ROUND
LAMAR 81, OREGON STATE 77
MARCH 8 AT OGDEN, UTAH**

Oregon State scoring: Steve Johnson 24, Ray Blume 22, Rob Holbrook 10, Mark Radford 9, William Brew 8, Dwayne Allen 2, Tony Martin 2, Vince Hinchen 0, Bill McShane 0, Jeff Stoutt 0
Lamar scoring: Davis 18, Olliver 18, Brooks 15, Kea 11, Lewis 11, Williams 8, Rutler 0
Halftime Score: Lamar 42, Oregon State 35

**1981 NCAA WEST REGIONAL SECOND ROUND
KANSAS STATE 50, OREGON STATE 48
MARCH 14 AT LOS ANGELES, CALIF.**

Oregon State scoring: Steve Johnson 16, Ray Blume 10, Mark Radford 8, Lester Conner 6, Jeff Stoutt 4, Charlie Sitton 4, Rob Holbrook 0, Bill McShane 0
Kansas State scoring: Blackman 14, Adams 12, Nealy 11, Galvao 8, Reed 5, Barton 0, Craft 0, Jankovich 0, Reid 0
Halftime Score: Oregon State 26, Kansas State 19

**1982 NCAA WEST REGIONAL SECOND ROUND
OREGON STATE 70, PEPPERDINE 51
MARCH 14 AT PULLMAN, WASH.**

Oregon State scoring: Danny Evans 18, Lester Conner 16, Charlie Sitton 14, William Brew 9, A.C. Green 8, Rob Holbrook 4, Jeff Wilson 1, Jamie Stangel 0, Alan Tait 0
Pepperdine scoring: Phillips 16, Suttle 10, Bond 9, Sadler 6, Anger 4, Wilson 4, Nethererton 2, Gondrezick 0, McCollum 0, Stevens 0
Halftime Score: Oregon State 33, Pepperdine 27

**1982 NCAA WEST REGIONAL SEMIFINALS
OREGON STATE 60, IDAHO 42
MARCH 18 AT PROVO, UTAH**

Oregon State scoring: Lester Conner 24, Charlie Sitton 16, A.C. Green 8, Danny Evans 6, Rob Holbrook 4, William Brew 2, Alan Tait 0, Jamie Stangel 0, Jeff Wilson 0, Greg Wiltjer 0
Idaho scoring: Herbert 12, Hopson 10, Kellerman 10, Owens 7, Prigge 2, Smith 1, Haatvedt 0, Haskins 0, Mahen 0, Murchison 0, Ross 0, Watkins 0
Halftime Score: Oregon State 31, Idaho 25

**1982 NCAA WEST REGIONAL FINAL
GEORGETOWN 69, OREGON STATE 45
MARCH 20 AT PROVO, UTAH**

Oregon State scoring: Lester Conner 13, Charlie Sitton 12, A.C. Green 10, Danny Evans 8, Rob Holbrook 2, Alan Tait 0, William Brew 0, Jamie Stangel 0, Greg Wiltjer 0
Georgetown scoring: Floyd 22, Ewing 13, Brown 9, Spriggs 8, Jones 7, Hancock 4, E. Smith 4, Kaul 2, Blaylock 0, Blue 0, Martin 0, G. Smith 0
Halftime Score: Georgetown 42, Oregon State 25

**1984 NCAA MIDEAST REGIONAL FIRST ROUND
WEST VIRGINIA 64, OREGON STATE 62
MARCH 15 AT BIRMINGHAM, ALA.**

Oregon State scoring: A.C. Green 18, Charlie Sitton 15, Steve Woodside 12, Alan Tait 10, Darrin Houston 4, Darryl Flowers 2, Tyrone Miller 1, Jamie Stangel 0
West Virginia scoring: Odom 15, Rowe 11, Blaney 10, Brown 8, Kearney 8, King 8, Crawl 4, Pinckney 0
Halftime Score: Oregon State 31, West Virginia 28

**1985 NCAA SOUTHEAST REGIONAL FIRST ROUND
NOTRE DAME 79, OREGON STATE 70
MARCH 14 AT NOTRE DAME, IND.**

Oregon State scoring: A.C. Green 26, Darryl Flowers 13, Darrin Houston 12, Tyrone Miller 10, Steve Woodside 5, Eric Knox 4, Dean Derrah 0, Pat Giusti 0, Mark Kaska 0
Notre Dame scoring: Rivers 21, Price 16, Hicks 14, Royal 12, Kempton 9, Dolan 7, Barlow 0, Duff 0, Voce 0
Halftime Score: Notre Dame 35, Oregon State 26

**1988 NCAA SOUTHEAST REGIONAL FIRST ROUND
LOUISVILLE 70, OREGON STATE 61
MARCH 17 AT ATLANTA, GA.**

Oregon State scoring: Earl Martin 20, Bill Sherwood 17, Gary Payton 12, Will Brantley 8, Eric Knox 4, Bob Cavell 0, Allan Celestine 0, Shawn Freeman 0, Joe Harge 0
Louisville scoring: Ellison 23, Crook 22, Smith 10, Williams 6, Payne 5, Spencer 4, Abram 0
Halftime Score: Oregon State 28, Louisville 28

**1989 NCAA WEST REGIONAL FIRST ROUND
EVANSVILLE 94, OREGON STATE 90 (OT)
MARCH 15 AT TUCSON, ARIZ.**

Oregon State scoring: Gary Payton 31, Will Brantley 17, Eric Knox 12, Lamont McIntosh 12, Teo Alibegovic 10, Earl Martin 8, Bob Cavell 0, Allan Celestine 0
Evansville scoring: Haffner 26, Hill 21, Godfread 19, Crafton 13, Shreffler 13, Bomba 2, Blab 0, Mack 0
Halftime Score: Oregon State 39, Evansville 37
End of Regulation: Oregon State 78, Evansville 78

**1990 NCAA WEST REGIONAL FIRST ROUND
BALL STATE 54, OREGON STATE 53
MARCH 15 AT SALT LAKE CITY, UTAH**

Oregon State scoring: Gary Payton 11, Scott Haskin 9, Charles McKinney 9, Teo Alibegovic 7, Will Brantley 6, Earl Martin 6, Bob Cavell 3, Karl Anderson 2, Allan Celestine 0
Ball State scoring: Thompson 24, Kidd 9, McCurdy 9, Butts 7, Miller 4, Spicer 1, Cross 0, Muller 0, Parrish 0
Halftime Score: Oregon State 30, Ball State 29

**2016 NCAA WEST REGIONAL FIRST ROUND
VCU 75, OREGON STATE 67
MARCH 18 AT OKLAHOMA CITY, OKLA.**

Oregon State scoring: Gary Payton II 19, Derrick Bruce 15, Drew Eubanks 13, Stephen Thompson Jr. 6, Jarmal Reid 5, Malcolm Duvivier 3, Olaf Schaftenaar 2, Cheikh N'diaye 2, Langston Morris-Walker 2, Gligorije Rakocevic 0
VCU scoring: JeQuan Lewis 21, Mo Alie-Cox 20, Melvin Johnson 12, Corey Billbury 6, Ahmed Hamdy-Mohamed 5, Justin Tillman 4, Jordan Burgess 3, Jonathan Williams 2, Doug Brooks 2
Halftime Score: VCU 36, Oregon State 28

**2021 NCAA MIDWEST REGIONAL FIRST ROUND
OREGON STATE 70, TENNESSEE 56
MARCH 19 AT INDIANAPOLIS, IND.**

Oregon State scoring: Roman Silva 16, Jarod Lucas 14, Ethan Thompson 13, Zach Reichle 10, Maurice Calloo 6, Gianni Hunt 5, Warith Alatishe 4, Rodrigue Andela 2, Julien Franklin 0, Isaiah Johnson 0, Tariq Silver 0, Dearon Tucker 0
Tennessee scoring: Keon Johnson 14, Jaden Springer 12, Santiago Vescovi 11, Victor Bailey Jr. 9, Josiah-Jordan James 5, Yves Pons 4, Uros Plavsic 1, Davonte Gaines 0, Drew Pember 0, Olivier Nkamhoua 0, E.J. Anosike 0
Halftime Score: Oregon State 33, Tennessee 19

**2021 NCAA MIDWEST REGIONAL SECOND ROUND
OREGON STATE 80, OKLAHOMA STATE 70
MARCH 21 AT INDIANAPOLIS, IND.**

Oregon State scoring: Ethan Thompson 26, Jarod Lucas 15, Maurice Calloo 15, Roman Silva 7, Warith Alatishe 6, Dearon Tucker 5, Tariq Silver 4, Gianni Hunt 2, Zach Reichle 0, Julien Franklin 0
Oklahoma State scoring: Cade Cunningham 24, Avery Anderson III 16, Keylan Boone 13, Bernard Kouma 6, Kalib Boone 4, Bryce Williams 4, Matthew-Alexander Mo 3, Isaac Likekele 0, Rondel Walker 0, Ferron Flavors Jr. 0, Dee Mitchell 0
Halftime Score: Oregon State 44, Oklahoma State 30

**2021 NCAA MIDWEST REGIONAL SEMIFINALS
OREGON STATE 65, LOYOLA CHICAGO 58
MARCH 27 AT INDIANAPOLIS, IND.**

Oregon State scoring: Ethan Thompson 22, Warith Alatishe 10, Jarod Lucas 8, Zach Reichle 6, Maurice Calloo 6, Roman Silva 4, Rodrigue Andela 4, Tariq Silver 3, Gianni Hunt 2
Loyola Chicago scoring: Cameron Krutwig 14, Lucas Williamson 10, Braden Norris 10, Aher Uguak 8, Keith Clemons 8, Marquise Kennedy 4, Tom Welch 2, Tate Hall 2, Paxson Wojcik 0, Jake Baughman 0, Jacob Hutson 0, Cooper Kaifes 0
Halftime Score: Oregon State 24, Loyola Chicago 16

**2021 NCAA MIDWEST REGIONAL FINAL
HOUSTON 67, OREGON STATE 61
MARCH 29 AT INDIANAPOLIS, IND.**

Oregon State scoring: Maurice Calloo 13, Ethan Thompson 11, Warith Alatishe 8, Jarod Lucas 8, Gianni Hunt 7, Roman Silva 4, Rodrigue Andela 4, Zach Reichle 3, Tariq Silver 3, Dearon Tucker 0
Houston scoring: Marcus Sasser 20, Quentin Grimes 18, DeJon Jarreau 10, Fabian White Jr. 8, Justin Gorham 6, Reggie Chaney 5, Tramon Mark O, Brison Gresham 0
Halftime Score: Houston 34, Oregon State 17

NATIONAL INVITATIONAL TOURNAMENT (NIT) APPEARANCES

NATIONAL INVITATIONAL TOURNAMENT (4 APPEARANCES, 3-4 RECORD)

YEAR	DATE	SITE	ROUND	RESULT
1979	March 7	Corvallis	First Round	L Nevada 62, Oregon State 61
1983	March 16	Corvallis	First Round	W Oregon State 77, Idaho 59
	March 21	Corvallis	Second Round	W Oregon State 88, New Orleans 71
	March 24	Corvallis	Third Round	L Fresno State 76, Oregon State 67
1987	March 13	Albuquerque, N.M.	First Round	W Oregon State 85, New Mexico 82
	March 17	Corvallis	Second Round	L California 65, Oregon State 62
2005	March 16	Corvallis	First Round	L Cal State Fullerton 85, Oregon State 83 (OT)

1979 NIT FIRST ROUND

NEVADA 62, OREGON STATE 61 MARCH 7 AT CORVALLIS, ORE.

Oregon State scoring: Steve Johnson 22, Ray Blume 16, Mark Radford 13, Tony Martin 9, Rob Holbrook 1, Dwayne Allen 0, Jeff Stoutt 0, Steve Smith 0

Nevada scoring: Mike Gray 27, Edgar Jones 16, Johnny High 7, Mike Stallings 6, Steve Hunter 4, Mike Longero 2, Thaxter Arterberry 0

Halftime Score: Oregon State 33, Nevada 29

1983 NIT FIRST ROUND

OREGON STATE 77, IDAHO 59 MARCH 16 AT CORVALLIS, ORE.

Oregon State scoring: Charlie Sitton 21, Danny Evans 18, Steve Woodside 18, William Brew 7, Alan Tait 7, A.C. Green 2, Darryl Flowers 2, Andy Mott 2, Tyrone Miller 0, Jamie Stangel 0, Jeff Wilson 0, Brett Starr 0

Idaho scoring: Brian Kellerman 21, Kelvin Smith 12, Phil Hopson 8, Pete Prigge 6, Stan Arnold 6, Zane Frazier 6, Joe Sweeney 0, Freeman Watkins 0, Ben Ross 0, Pete Reitz 0

Halftime Score: Idaho 35, Oregon State 32

1983 NIT SECOND ROUND

OREGON STATE 88, NEW ORLEANS 71 MARCH 21 AT CORVALLIS, ORE.

Oregon State scoring: A.C. Green 18, Danny Evans 15, Charlie Sitton 15, Alan Tait 14, Darryl Flowers 13, William Brew 5, Steve Woodside 4, Jamie Stangel 4, Andy Mott 0, Tyrone Miller 0, Jeff Wilson 0, Brett Starr 0

New Orleans scoring: Mark Petteway 14, Claude Butler 12, Oscar Taylor 10, Eugene Washington 10, Lester Beans 8, Acie Sanders 7, Terrence Breaux 6, John Harris 2, Wade Blundell 2, Tim Peyton 0

Halftime Score: Oregon State 44, New Orleans 28

1983 NIT THIRD ROUND

FRESNO STATE 76, OREGON STATE 67 MARCH 24 AT CORVALLIS, ORE.

Oregon State scoring: Danny Evans 16, Charlie Sitton 15, A.C. Green 9, William Brew 9, Darryl Flowers 8, Steve Woodside 4, Alan Tait 2, Andy Mott 2, Jamie Stangel 2

Fresno State scoring: Bernard Thompson 26, Ron Anderson 22, Mitch Arnold 10, Desi Barmore 8, Tyrone Bradley 8, Omel Nieves 2, Cleave Lewis 0, Dave Mosebar 0

Halftime Score: Oregon State 29, Fresno State 28

1987 NIT FIRST ROUND

OREGON STATE 85, NEW MEXICO 82 MARCH 13 AT ALBUQUERQUE, N.M.

Oregon State scoring: Gary Payton 18, Jose Ortiz 17, Bill Sherwood 16, Eric Knox 15, Earl Martin 11, Joe Harge 4, Brian Brundage 4, Todd Thomas 0, Troy Berry 0

New Mexico scoring: Hunter Greene 29, Kelvin Scarborough 29, Rob Loeffel 10, Mike Winters 7, Kelly Graves 7, Darrell McGee 0, George Adams 0

Halftime Score: Oregon State 43, New Mexico 37

1987 NIT SECOND ROUND

CALIFORNIA 65, OREGON STATE 62 MARCH 17 AT CORVALLIS, ORE.

Oregon State scoring: Jose Ortiz 25, Eric Knox 14, Gary Payton 13, Earl Martin 7, Todd Thomas 3, Bill Sherwood 0, Joe Harge 0, Shawn Freeman 0, Troy Berry 0, Brian Brundage 0

California scoring: Kevin Johnson 28, Dave Butler 12, Jon Wheeler 12, Bryant Wilson 8, Eddie Javius 3, Chris Washington 2, Hartmut Ortmann 0, Keith Smith 0, Jeff Huling 0

Halftime Score: California 40, Oregon State 35

2005 NIT FIRST ROUND

CAL STATE FULLERTON 85, OREGON STATE 83 (OT) MARCH 16 AT CORVALLIS, ORE.

Oregon State scoring: David Lucas 26, Nick DeWitz 18, J.S. Nash 15, Chris Stephens 12, Lamar Hurd 6, Jason Fontenet 5, Kenny Hooks 1, Kyle Jeffers 0, Sasa Cuic 0

Cal State Fullerton scoring: Ralph Holmes 27, Bobby Brown 27, Yaphett King 11, Jamaal Brown 11, Jermaine Harper 9, Justin Burns 0, Vershan Cottrell 0

Halftime Score: Cal State Fullerton 51, Oregon State 35

End of Regulation Score: Oregon State 74, Cal State Fullerton 74

COLLEGE BASKETBALL INVITATIONAL (CBI) APPEARANCES

COLLEGE BASKETBALL INVITATIONAL (4 APPEARANCES, 7-4 RECORD)

YEAR	DATE	SITE	ROUND	RESULT
2009	March 18	Corvallis	First Round	W Oregon State 49, Houston 45
	March 23	Corvallis	Quarterfinals	W Oregon State 71, Vermont 70 (OT)
	March 25	Corvallis	Semifinals	W Oregon State 65, Stanford 62 (OT)
	March 30	Corvallis	Championship Series	W Oregon State 75, UTEP 69
	April 1	El Paso, Texas	Championship Series	L UTEP 70, Oregon State 63
	April 3	El Paso, Texas	Championship Series	W Oregon State 81, UTEP 73
2010	March 17	Corvallis	First Round	L Boston University 96, Oregon State 78
2012	March 14	Corvallis	First Round	W Oregon State 80, Western Illinois 59
	March 19	Corvallis	Quarterfinals	W Oregon State 101, TCU 81
	March 21	Corvallis	Semifinals	L Washington State 72, Oregon State 55
2014	March 19	Corvallis	First Round	L Radford 96, Oregon State 92

2009 CBI FIRST ROUND OREGON STATE 49, HOUSTON 45 MARCH 18 AT CORVALLIS, ORE.

Oregon State scoring: Daniel Deane 14, Omari Johnson 11, Seth Tarver 6, Roeland Schaftenaar 6, Calvin Haynes 6, Rickey Claitt 3, Lathen Wallace 3, Josh Tarver 0, Calvin Hampton 0
Houston scoring: Kelvin Lewis 18, Zamal Nixon 12, Aubrey Coleman 9, Marcus Cousin 4, DaShaun Williams 2, Qa'rraan Calhoun 0, Sean Coleman 0, Desmond Wade 0, Nick Mosley 0, Horace McGloster 0
Halftime Score: Houston 19, Oregon State 16

2009 CBI QUARTERFINALS OREGON STATE 71, VERMONT 70 (OT) MARCH 23 AT CORVALLIS, ORE.

Oregon State scoring: Calvin Haynes 19, Roeland Schaftenaar 14, Lathen Wallace 12, Rickey Claitt 10, Seth Tarver 8, Josh Tarver 8, Kevin McShane 0, Omari Johnson 0, Daniel Deane 0
Vermont scoring: Marqus Blakely 17, Mike Trimboli 15, Joey Accaoui 12, Maurice Joseph 7, Colin McIntosh 6, Nick Vier 6, Garvey Young 5, Evan Field 2, Jordan Clarke 0, Garrett Kissel 0
Halftime Score: Vermont 38, Oregon State 36
End of Regulation Score: Oregon State 67, Vermont 67

2009 CBI SEMIFINALS OREGON STATE 65, STANFORD 62 (OT) MARCH 25 AT CORVALLIS, ORE.

Oregon State scoring: Lathen Wallace 16, Roeland Schaftenaar 14, Calvin Haynes 10, Seth Tarver 8, Rickey Claitt 7, Josh Tarver 5, Omari Johnson 5, Daniel Deane 0
Stanford scoring: Anthony Goods 20, Lawrence Hill 14, Landry Fields 11, Kenny Brown 5, Mitch Johnson 4, Jeremy Green 3, Drew Shiller 3, Josh Owens 2, Jack Trotter 2
Halftime Score: Oregon State 28, Stanford 26
End of Regulation Score: Oregon State 54, Stanford 54

2009 CBI CHAMPIONSHIP SERIES OREGON STATE 75, UTEP 69 MARCH 30 AT CORVALLIS, ORE.

Oregon State scoring: Roeland Schaftenaar 19, Lathen Wallace 18, Seth Tarver 17, Rickey Claitt 13, Josh Tarver 4, Calvin Haynes 3, Joey McConnell 1, Kevin McShane 0, Kyle Bjornstad 0, Calvin Hampton 0, Omari Johnson 0, Daniel Deane 0
UTEP scoring: Randy Culpepper 20, Stefon Jackson 17, Arnett Moultrie 16, Wayne Portalatin 8, Gabriel McCulley 5, Julyan Stone 3, Jason

Jones 0, Isaac Gordon 0, Chano Rashiduddin 0
Halftime Score: Oregon State 35, UTEP 29

2009 CBI CHAMPIONSHIP SERIES UTEP 70, OREGON STATE 63 APRIL 1 AT EL PASO, TEXAS

Oregon State scoring: Roeland Schaftenaar 17, Calvin Haynes 10, Lathen Wallace 9, Seth Tarver 8, Omari Johnson 6, Daniel Deane 6, Josh Tarver 5, Rickey Claitt 2, Calvin Hampton 0
UTEP scoring: Stefon Jackson 28, Randy Culpepper 17, Arnett Moultrie 12, Julyan Stone 7, Gabriel McCulley 6, Wayne Portalatin 0, Jason Jones 0, Isaac Gordon 0, Chano Rashiduddin 0
Halftime Score: Oregon State 35, UTEP 30

2009 CBI CHAMPIONSHIP SERIES OREGON STATE 81, UTEP 73 APRIL 3 AT EL PASO, TEXAS

Oregon State scoring: Rickey Claitt 28, Lathen Wallace 14, Roeland Schaftenaar 12, Omari Johnson 9, Josh Tarver 6, Seth Tarver 5, Daniel Deane 5, Calvin Haynes 2, Kyle Bjornstad 0, Joey McConnell 0
UTEP scoring: Stefon Jackson 26, Arnett Moultrie 19, Randy Culpepper 16, Wayne Portalatin 4, Julyan Stone 4, Jason Jones 2, Chano Rashiduddin 2, Isaac Gordon 0, Gabriel McCulley 0
Halftime Score: Oregon State 34, UTEP 26

2010 CBI FIRST ROUND BOSTON UNIVERSITY 96, OREGON STATE 78 MARCH 17 AT CORVALLIS, ORE.

Oregon State scoring: Jared Cunningham 21, Calvin Haynes 15, Lathen Wallace 15, Roeland Schaftenaar 12, Seth Tarver 7, Angus Brandt 4, Joe Burton 2, Omari Johnson 2, Kevin McShane 0, Chris Richard 0, Josh Tarver 0, Daniel Deane 0
Boston University scoring: John Holland 26, Carlos Strong 22, Tyler Morris 18, Corey Lowe 12, Jake O'Brien 11, Jeff Pelage 5, Valdas Sirutis 2, Mike Schulze 0, Tunde Agboola 0, Brendan Sullivan 0, Sherrad Smith 0
Halftime Score: Boston University 46, Oregon State 27

2012 CBI FIRST ROUND OREGON STATE 80, WESTERN ILLINOIS 59 MARCH 14 AT CORVALLIS, ORE.

Oregon State scoring: Jared Cunningham 22, Ahmad Starks 16, Devon Collier 12, Angus Brandt 10, Joe Burton 8, Roberto Nelson 6, Eric Moreland 4, Challe Barton 2, Daniel Jones 0, Jullian Powers 0

Western Illinois scoring: Don McAvoy 19, Ceola Clark 11, Obi Emegano 9, Jack Houpt 6, Terrell Parks 6, Rem Roberts-Burnett 6, Jeremy McDonald 2, Jalen Packer 0
Halftime Score: Oregon State 44, Western Illinois 34

2012 CBI QUARTERFINALS OREGON STATE 101, TCU 81 MARCH 19 AT CORVALLIS, ORE.

Oregon State scoring: Jared Cunningham 27, Angus Brandt 22, Devon Collier 19, Joe Burton 10, Ahmad Starks 7, Eric Moreland 4, Kevin McShane 4, Roberto Nelson 4, Challe Barton 3, Daniel Jones 1, Rhys Murphy 0, C.J. Mitchell 0, Jullian Powers 0
TCU scoring: Garlon Green 21, Kyan Anderson 16, J.R. Cadot 15, Hank Thorns 11, Craig Williams 7, Amric Fields 4, Adrick McKinney 3, Connell Crossland 2, Nate Butler 2, Thomas Montigel 0, Cheick Kone 0, Chris Zurcher 0
Halftime Score: Oregon State 53, TCU 34

2012 CBI SEMIFINALS WASHINGTON STATE 72, OREGON STATE 55 MARCH 21 AT CORVALLIS, ORE.

Oregon State scoring: Eric Moreland 14, Jared Cunningham 13, Joe Burton 6, Roberto Nelson 6, Devon Collier 5, Angus Brandt 5, Challe Barton 4, Kevin McShane 2
Washington State scoring: Abe Lodwick 23, Reggie Moore 22, DaVonte Lacy 7, Mike Ladd 6, Brock Motum 4, Marcus Capers 4, D.J. Shelton 3, Patrick Simon 3, Charlie Enquist 0
Halftime Score: Washington State 39, Oregon State 29

2014 CBI FIRST ROUND RADFORD 96, OREGON STATE 92 MARCH 19 AT CORVALLIS, ORE.

Oregon State scoring: Roberto Nelson 26, Eric Moreland 23, Hallice Cooke 23, Angus Brandt 14, Malcolm Duvivier 6, Jarmal Reid 0, Victor Robbins 0, Challe Barton 0, Langston Morris-Walker 0, Daniel Gomis 0, Olaf Schaftenaar 0
Radford scoring: Ya Ya Anderson 23, Javonte Green 20, R.J. Price 20, Rashun Davis 14, Jalen Carethers 10, Kion Brown 6, Kyle Noreen 3, Taj Owens 0, Allen Dickerson 0, Justin Cousin 0, Kyle Gonzalez 0, Brandon Holcomb 0
Halftime Score: Radford 57, Oregon State 45

PAC-12 TOURNAMENT APPEARANCES

PAC-12 TOURNAMENT (23 APPEARANCES, 14-21 RECORD)

YEAR	DATE	SITE	ROUND	RESULT (SEEDING IN PARENTHESIS)
1987	March 6	Los Angeles, Calif. (Pauley)	Quarterfinals	L (4) California 64, (5) Oregon State 57
1988	March 11	Tucson, Ariz. (McKale)	Quarterfinals	W (2) Oregon State 80, (10) Washington 61
	March 12	Tucson, Ariz. (McKale)	Semifinals	W (2) Oregon State 74, (6) Washington State 68 (OT)
	March 13	Tucson, Ariz. (McKale)	Championship	L (1) Arizona 93, (2) Oregon State 67
1989	March 10	Los Angeles, Calif. (Forum)	Quarterfinals	W (4) Oregon State 79, (5) California 66
	March 11	Los Angeles, Calif. (Forum)	Semifinals	L (1) Arizona 98, (4) Oregon State 87
1990	March 9	Tempe, Ariz. (Wells Fargo)	Quarterfinals	L (8) Arizona State 83, (1) Oregon State 75
2003	March 13	Los Angeles, Calif. (Staples)	Quarterfinals	L (3) California 69, (6) Oregon State 46
2005	March 10	Los Angeles, Calif. (Staples)	Quarterfinals	W (5) Oregon State 79, (4) UCLA 72
	March 11	Los Angeles, Calif. (Staples)	Semifinals	L (1) Arizona 90, (5) Oregon State 59
2006	March 8	Los Angeles, Calif. (Staples)	First Round	W (9) Oregon State 71, (8) Arizona State 68
	March 9	Los Angeles, Calif. (Staples)	Quarterfinals	L (1) UCLA 79, (9) Oregon State 47
2007	March 7	Los Angeles, Calif. (Staples)	First Round	L (8) California 70, (9) Oregon State 51
2008	March 12	Los Angeles, Calif. (Staples)	First Round	L (7) Arizona 87, (10) Oregon State 56
2009	March 11	Los Angeles, Calif. (Staples)	First Round	L (9) Stanford 62, (8) Oregon State 54
2010	March 11	Los Angeles, Calif. (Staples)	First Round	L (3) Washington 59, (6) Oregon State 52
2011	March 9	Los Angeles, Calif. (Staples)	First Round	W (9) Oregon State 69, (8) Stanford 67
	March 10	Los Angeles, Calif. (Staples)	Quarterfinals	L (1) Arizona 78, (9) Oregon State 69
2012	March 7	Los Angeles, Calif. (Staples)	First Round	W (9) Oregon State 69, (8) Washington State 64
	March 8	Los Angeles, Calif. (Staples)	Quarterfinals	W (9) Oregon State 86, (1) Washington 84
	March 9	Los Angeles, Calif. (Staples)	Semifinals	L (4) Arizona 72, (9) Oregon State 61
2013	March 13	Las Vegas, Nev. (MGM Grand)	First Round	L (5) Colorado 74, (12) Oregon State 68
2014	March 12	Las Vegas, Nev. (MGM Grand)	First Round	L (7) Oregon 88, (10) Oregon State 74
2015	March 11	Las Vegas, Nev. (MGM Grand)	First Round	L (10) Colorado 78, (7) Oregon State 71
2016	March 9	Las Vegas, Nev. (MGM Grand)	First Round	W (6) Oregon State 75, (11) Arizona State 66
	March 10	Las Vegas, Nev. (MGM Grand)	Quarterfinals	L (3) California 76, (6) Oregon State 68
2017	March 8	Las Vegas, Nev. (T-Mobile Arena)	First Round	L (5) California 67, (12) Oregon State 62
2018	March 7	Las Vegas, Nev. (T-Mobile Arena)	First Round	W (10) Oregon State 69, (7) Washington 66 (OT)
	March 8	Las Vegas, Nev. (T-Mobile Arena)	Quarterfinals	L (2) USC 61, (10) Oregon State 48
2019	March 14	Las Vegas, Nev. (T-Mobile Arena)	Quarterfinals	L (5) Colorado 73, (4) Oregon State 58
2020 *	March 11	Las Vegas, Nev. (T-Mobile Arena)	First Round	W (8) Oregon State 71, (9) Utah 69
2021	March 11	Las Vegas, Nev. (T-Mobile Arena)	Quarterfinals	W (5) Oregon State 83, (4) UCLA 79 (OT)
	March 12	Las Vegas, Nev. (T-Mobile Arena)	Semifinals	W (5) Oregon State 75, (1) Oregon 64
	March 13	Las Vegas, Nev. (T-Mobile Arena)	Championship	W (5) Oregon State 70, (3) Colorado 68
2022	March 9	Las Vegas, Nev. (T-Mobile Arena)	First Round	L (5) Oregon 86, (12) Oregon State 72
2023	March 8	Las Vegas, Nev. (T-Mobile Arena)	First Round	L (6) Arizona State 63, (11) Oregon State 57

* Oregon State was scheduled to play No. 1-seed Oregon in the quarterfinals of the 2020 Pac-12 Tournament, but the game was canceled due to COVID-19.

1987 PAC-10 QUARTERFINALS CALIFORNIA 64, OREGON STATE 57 MARCH 6 AT LOS ANGELES, CALIF.

Oregon State scoring: Jose Ortiz 23, Eric Knox 10, Gary Payton 9, Earl Martin 6, Brian Brundage 4, Troy Berry 3, Joe Harge 2, Shawn Freeman 0, Todd Thomas 0

California scoring: Johnson 15, Wheeler 14, Walton 13, Butler 8, Washington 8, Javius 2, Ortmann 2, Smith 2, Koenitzer 0

Halftime Score: California 28, Oregon State 17

1988 PAC-10 QUARTERFINALS OREGON STATE 80, WASHINGTON 61 MARCH 11 AT TUCSON, ARIZ.

Oregon State scoring: Earl Martin 26, Eric Knox 22, Gary Payton 19, Will Brantley 8, Bill Sherwood 5, Bob Cavell 0, Allan Celestine 0, Joe Harge 0, Shawn Freeman 0

Washington scoring: West 16, Hayward 12, Sanor 11, Morrell 7, Rescasener 6, Howard 4, Robinson 3, Lautenbach 2, Brady 0, Jenkins 0, Watling 0, Wilson 0

Halftime Score: Oregon State 37, Washington 27

1988 PAC-10 SEMIFINALS OREGON STATE 74, WASHINGTON STATE 68 (20T) MARCH 12 AT TUCSON, ARIZ.

Oregon State scoring: Gary Payton 25, Eric Knox 19, Bill Sherwood 11, Earl Martin 10, Will Brantley 9, Bob Cavell 0, Shawn Freeman 0, Joe Harge 0
Washington State scoring: Sanders 26, Evans 10, Wright 10, Anderson 9, Rowe 7, Wright 6, Hodgers 0, Kidd 0

Halftime Score: Oregon State 20, Washington State 16

End of Regulation: Oregon State 48, Washington State 48

End of First Overtime: Oregon State 55, Washington State 55

1988 PAC-10 CHAMPIONSHIP GAME ARIZONA 93, OREGON STATE 67 MARCH 13 AT TUCSON, ARIZ.

Oregon State scoring: Earl Martin 25, Gary Payton 14, Eric Knox 10, Will Brantley 7, Bob Cavell 3, Joe Harge 3, Allan Celestine 2, Shawn Freeman 2, John Patton 1, Johan Reinalda 0, Marcellus Wright 0

Arizona scoring: Elliott 20, Cook 19, Kerr 15, Tolbert 12, Mason 11, McMillan 7, Turner 7, Lofton 2, Bergman 0, Buechler 0, Muehlebach 0
Halftime Score: Arizona 42, Oregon State 28

1989 PAC-10 QUARTERFINALS OREGON STATE 79, CALIFORNIA 66 MARCH 10 AT LOS ANGELES, CALIF.

Oregon State scoring: Eric Knox 27, Gary Payton 21, Will Brantley 15, Teo Alibegovic 6, Lamont McIntosh 6, Earl Martin 4, Bob Cavell 0, Allan Celestine 0, Scott Haskin 0

California scoring: Taylor 16, Fisher 13, Elleby 12, Smith 11, Beeuwaert 4, Ortmann 4, Drew 2, Harrell 2, Walton 2, Brigham 0, Reyes 0

Halftime Score: Oregon State 31, California 18

1989 PAC-10 SEMIFINALS ARIZONA 98, OREGON STATE 87 MARCH 11 AT LOS ANGELES, CALIF.

Oregon State scoring: Gary Payton 25, Eric Knox 23, Will Brantley 15, Earl Martin 8, Lamont McIntosh 6, Teo Alibegovic 5, Allan Celestine 2, Scott Haskin 2, Bob Cavell 1, Kevin Grant 0

Arizona scoring: Elliott 29, Cook 24, Buechler 11, Muehlebach 10, Othick 8, Lofton 6, Rooks 4, David 2, Curry 2, Mason 2, Womack 0

Halftime Score: Arizona 52, Oregon State 38

1990 PAC-10 QUARTERFINALS
ARIZONA STATE 83, OREGON STATE 75
MARCH 9 AT TEMPE, ARIZ.

Oregon State scoring: Gary Payton 31, Charles McKinney 18, Will Brantley 11, Teo Alibegovic 7, Scott Haskin 6, Allan Celestine 2, Karl Anderson O, Earl Martin O, Lamont McIntosh O
Arizona State scoring: I. Austin 19, A. Austin 17, Camper 12, Becker 10, Anderson 9, Lewis 8, Redhair 8
Halftime Score: Oregon State 36, Arizona State 33

2003 PAC-10 QUARTERFINALS
CALIFORNIA 69, OREGON STATE 46
MARCH 13 AT LOS ANGELES, CALIF.

Oregon State scoring: Brian Jackson 12, Philip Ricci 7, David Lucas 6, J.S. Nash 5, Lamar Hurd 4, Jimmie Haywood 3, Floyd North III 3, Mike Cokely 2, Derek Potter 2, Kevin Field O, Vic Remmers O, Chris Stephens O, Sal Vance O
California scoring: Midgley 12, Wethers 11, Shipp 10, Tamir 9, Famulener 5, Diggs 4, Hughes 4, Smith 4, Bond 3, Benson O, Forehan-Kelly O, Paris O, Smith O, Vilarde O
Halftime Score: California 25, Oregon State 23

2005 PAC-10 QUARTERFINALS
OREGON STATE 79, UCLA 72
MARCH 10 AT LOS ANGELES, CALIF.

Oregon State scoring: Chris Stephens 17, Nick DeWitz 15, Sasa Cuic 12, David Lucas 11, Jason Fontenet 10, Kyle Jeffers 6, J.S. Nash 5, Lamar Hurd 3, Kenny Hooks O
UCLA scoring: Thompson 21, Farmer 16, Shipp 13, Afflalo 10, Hollins 9, Fey 2, Morrison 1, McKinney O
Halftime Score: Oregon State 45, UCLA 30

2005 PAC-10 SEMIFINALS
ARIZONA 90, OREGON STATE 59
MARCH 11 AT LOS ANGELES, CALIF.

Oregon State scoring: David Lucas 15, J.S. Nash 14, Nick DeWitz 10, Sasa Cuic 9, Kyle Jeffers 8, Jason Fontenet 3, Kenny Hooks O, Lamar Hurd O, Marcel Jones O, Derek Potter O, Vic Remmers O, Chris Stephens O
Arizona scoring: Frye 17, Stoudamire 17, McClellan 15, Adams 14, Shakur 10, Radenovic 8, Rodgers 5, Brase 2, Dillon 2, Brielmaier O, Fox O, Verdejo O
Halftime Score: Arizona 40, Oregon State 35

2006 PAC-10 FIRST ROUND
OREGON STATE 71, ARIZONA STATE 68
MARCH 8 AT LOS ANGELES, CALIF.

Oregon State scoring: Kyle Jeffers 20, Chris Stephens 14, Jason Fontenet 11, Marcel Jones 9, Jack McGillis 8, Angelo Tsagarakis 5, Sasa Cuic 4, Brett Casey O, Michael Johnson O, Wesley Washington O
Arizona State scoring: Kevin Kruger 22, Bryson Krueger 16, Serge Angounou 9, Tyrone Jackson 7, Jeff Pendergraph 7, Antwi Atuahene 5, Craig Austin 2
Halftime Score: Arizona State 38, Oregon State 30

2006 PAC-10 QUARTERFINALS
UCLA 79, OREGON STATE 47
MARCH 9 AT LOS ANGELES, CALIF.

Oregon State scoring: Marcel Jones 19, Jason Fontenet 6, Wesley Washington 6, Chris Stephens 5, Kyle Jeffers 3, Michael Johnson 3, Jack McGillis 3, Angelo Tsagarakis 2, Brett Casey O, Liam Hughes O
UCLA scoring: Hollins 17, Afflalo 16, Roll 9, Farmer 7, Bozeman 6, Rubin 6, Aboya 5, Collison 5, Mbah a Moute 4, Mata 2, Wright 2, Fey O, Robinson O
Halftime Score: UCLA 38, Oregon State 27

2007 PAC-10 FIRST ROUND
CALIFORNIA 70, OREGON STATE 51
MARCH 7 AT LOS ANGELES, CALIF.

Oregon State scoring: Marcel Jones 21, Vojin Svlar 8, Josh Tarver 7, Kyle Jeffers 5, Michael Johnson 4, Jack McGillis 4, Seth Tarver 2, Sasa Cuic O, Calvin Hampton O, Roeland Schaftenaar O, Angelo Tsagarakis O, Wesley Washington O
California scoring: Anderson 27, Ubaka 10, Wilkes 10, Randle 8, Vierneisel 8, Robertson 3, Christopher 2, Harrison 2, Armstrong O, Fang O, Liss O, Pribble O
Halftime Score: California 43, Oregon State 25

2008 PAC-10 FIRST ROUND
ARIZONA 87, OREGON STATE 56
MARCH 12 AT LOS ANGELES, CALIF.

Oregon State scoring: Lathen Wallace 19, Calvin Haynes 10, Marcel Jones 7, Roeland Schaftenaar 5, Sean Carter 4, Seth Tarver 3, Josh Tarver 2, Rickey Claitt 2, Calvin Hampton 2, Omari Johnson 2, Joey McConnell O, Kyle Bjornstad O
Arizona scoring: Hill 16, Wise 15, Bayless 15, Budinger 14, McClellan 10, Johnson 5, Horne 4, Bagga 2, Dillon 2, Brielmaier 2, Walters 2, Tangara O, Onobun O
Halftime Score: Arizona 59, Oregon State 21

2009 PAC-10 FIRST ROUND
STANFORD 62, OREGON STATE 54
MARCH 11 AT LOS ANGELES, CALIF.

Oregon State scoring: Lathen Wallace 18, Roeland Schaftenaar 12, Calvin Haynes 7, Rickey Claitt 6, Daniel Deane 5, Josh Tarver 4, Seth Tarver 2, Calvin Hampton O, Omari Johnson O
Stanford scoring: Anthony Goods 23, Landry Fields 13, Lawrence Hill 12, Mitch Johnson 4, Josh Owens 4, Kenny Brown 3, Will Paul 3, Jeremy Green O, Drew Shiller O, Jack Trotter O
Halftime Score: Oregon State 28, Stanford 21

2010 PAC-10 FIRST ROUND
WASHINGTON 59, OREGON STATE 52
MARCH 11 AT LOS ANGELES, CALIF.

Oregon State scoring: Roeland Schaftenaar 17, Jared Cunningham 15, Angus Brandt 6, Seth Tarver 6, Omari Johnson 5, Calvin Haynes 2, Kevin McShane O, Josh Tarver O
Washington scoring: Isaiah Thomas 15, Matt Bryan-Amaning 10, Elston Turner 10, Quincy Poindexter 9, Venoy Overton 7, Justin Holiday 5, Abdul Gaddy 3, Scott Suggs O, Tyreese Breshers O, Darnell Gant O
Halftime Score: Oregon State 31, Washington 22

2011 PAC-10 FIRST ROUND
OREGON STATE 69, STANFORD 67
MARCH 9 AT LOS ANGELES, CALIF.

Oregon State scoring: Jared Cunningham 24, Devon Collier 19, Ahmad Starks 15, Joe Burton 7, Omari Johnson 2, Roberto Nelson 2, Kevin McShane O, Angus Brandt O
Stanford scoring: Jeremy Green 25, Dwight Powell 11, Anthony Brown 11, Jarrett Mann 7, Josh Owens 6, Jack Trotter 4, John Gage 2, Andrew Zimmermann 1, Aaron Bright O, Gabriel Harris O, Josh Huestis O
Halftime Score: Oregon State 26, Stanford 18

2011 PAC-10 QUARTERFINALS
ARIZONA 78, OREGON STATE 69
MARCH 10 AT LOS ANGELES, CALIF.

Oregon State scoring: Jared Cunningham 23, Ahmad Starks 17, Joe Burton 9, Devon Collier 9, Angus Brandt 5, Omari Johnson 2, Roberto Nelson 2, Lathen Wallace 2, Kevin McShane O, Chris Brown O, Calvin Haynes O, Daniel Deane O, Daniel Jones O
Arizona scoring: Derrick Williams 22, Kevin Parrom 13, Lamont Jones 13, Solomon Hill 9, Jesse Perry 7, Jamelle Horne 5, Jordin Mayes 4, Kyle Fogg 3, Kyryl Natyazhoko 2, Brendon Lavender O
Halftime Score: Arizona 40, Oregon State 37

2012 PAC-12 FIRST ROUND
OREGON STATE 69, WASHINGTON STATE 64
MARCH 7 AT LOS ANGELES, CALIF.

Oregon State scoring: Devon Collier 19, Joe Burton 15, Ahmad Starks 13, Eric Moreland 9, Angus Brandt 5, Jared Cunningham 4, Roberto Nelson 4, Kevin McShane O, Challe Barton O, Rhys Murphy O
Washington State scoring: Brock Motum 18, Marcus Capers 14, Reggie Moore 10, D.J. Shelton 7, Abe Lodwick 6, DaVonte Lacy 5, Mike Ladd 4
Halftime Score: Washington State 39, Oregon State 38

2012 PAC-12 QUARTERFINALS
OREGON STATE 86, WASHINGTON 84
MARCH 8 AT LOS ANGELES, CALIF.

Oregon State scoring: Devon Collier 19, Jared Cunningham 18, Ahmad Starks 14, Joe Burton 14, Eric Moreland 13, Angus Brandt 8, Kevin McShane O, Challe Barton O, Roberto Nelson O
Washington scoring: Tony Wroten 29, C.J. Wilcox 16, Terrence Ross 15, Abdul Gaddy 13, Darnell Gant 6, Aziz N'Diaye 4, Desmond Simmons 1, Austin Seferian-Jenkins O, Shawn Kemp, Jr. O
Halftime Score: Oregon State 46, Washington 33

2012 PAC-12 SEMIFINALS
ARIZONA 72, OREGON STATE 61
MARCH 9 AT LOS ANGELES, CALIF.

Oregon State scoring: Roberto Nelson 19, Devon Collier 15, Jared Cunningham 14, Ahmad Starks 4, Joe Burton 4, Angus Brandt 2, Rhys Murphy 2, Eric Moreland 1, Kevin McShane O, Challe Barton O
Arizona scoring: Kyle Fogg 22, Jesse Perry 16, Solomon Hill 12, Nick Johnson 9, Brendon Lavender 7, Angelo Chol 4, Jordin Mayes 2, Kyryl Natyazhoko O
Halftime Score: Oregon State 34, Arizona 27

**2013 PAC-12 FIRST ROUND
COLORADO, 74, OREGON STATE 68
MARCH 13 AT LAS VEGAS, NEV.**

Oregon State scoring: Roberto Nelson 20, Eric Moreland 14, Devon Collier 13, Ahmad Starks 8, Victor Robbins 6, Joe Burton 4, Challe Barton 3, Olaf Schaftenaar 0, Jarmal Reid 0
Colorado scoring: Spencer Dinwiddie 20, Xavier Johnson 16, Andre Roberson 12, Jeremy Adams 8, Josh Scott 7, Askia Booker 7, Shane Harris-Tunks 2, Sabatino Chen 2, Xavier Talton 0
Halftime Score: Colorado 32, Oregon State 26

**2014 PAC-12 FIRST ROUND
OREGON 88, OREGON STATE 74
MARCH 12 AT LAS VEGAS, NEV.**

Oregon State scoring: Angus Brandt 20, Roberto Nelson 19, Hallice Cooke 12, Devon Collier 11, Eric Moreland 6, Jarmal Reid 3, Daniel Gomis 2, Langston Morris-Walker 1, Victor Robbins 0, Michael Moyer 0, Cheikh N'diaye 0, Daniel Jones 0, Malcolm Duvivier 0, Olaf Schaftenaar 0
Oregon scoring: Joseph Young 19, Jason Calliste 17, Mike Moser 13, Dominic Artis 10, Ben Carter 8, Elgin Cook 6, Richard Amardi 5, Damyean Dotson 5, Johnathan Loyd 4, Waverly Austin 1, Nicholas Lucenti 0, Theo Friedman 0, Jalil Abdul-Bassit 0, Brian Crow 0
Halftime Score: Oregon 41, Oregon State 40

**2015 PAC-12 FIRST ROUND
COLORADO 78, OREGON STATE 71
MARCH 11 AT LAS VEGAS, NEV.**

Oregon State scoring: Gary Payton II 17, Malcolm Duvivier 17, Olaf Schaftenaar 16, Jarmal Reid 9, Daniel Gomis 6, Langston Morris-Walker 6, Cheikh N'diaye 0, Tanner Sanders 0, Dylan Livesay 0, Matt Dahlen 0
Colorado scoring: Askia Booker 20, Josh Scott 16, Tre'Shaun Fletcher 12, Dustin Thomas 10, Xavier Johnson 8, Dominique Collier 6, Wesley Gordon 4, Xavier Talton 2, Tory Miller 0, Jaron Hopkins 0
Halftime Score: Oregon State 40, Colorado 38

**2016 PAC-12 FIRST ROUND
OREGON STATE 75, ARIZONA STATE 66
MARCH 11 AT LAS VEGAS, NEV.**

Oregon State scoring: Stephen Thompson Jr. 13, Malcolm Duvivier 12, Gary Payton II 10, Jarmal Reid 10, Derrick Bruce 8, Gligorije Rakocevic 6, Olaf Schaftenaar 5, Drew Eubanks 4, Langston Morris-Walker 4, Cheikh N'diaye 3
Arizona State scoring: Gerry Blakes 20, Savon Goodman 14, Eric Jacobsen 11, Tra Holder 10, Kodi Justice 7, Obinna Oleka 4, Willie Atwood 0, Maurice O'Field 0
Halftime Score: Oregon State 32, Arizona State 23

**2016 PAC-12 QUARTERFINALS
CALIFORNIA 76, OREGON STATE 68
MARCH 11 AT LAS VEGAS, NEV.**

Oregon State scoring: Derrick Bruce 25, Gary Payton II 20, Stephen Thompson Jr. 12, Olaf Schaftenaar 4, Malcolm Duvivier 3, Langston Morris-Walker 3, Drew Eubanks 1, Cheikh N'diaye 0, Gligorije Rakocevic 0, Jarmal Reid 0
California scoring: Ivan Rabb 21, Jabari Bird 20, Jordan Mathews 17, Jaylen Brown 8, Tyrone Wallace 6, Kameron Rooks 4, Kingsley Okoroh 0, Sam Singer 0, Roger Moute a Bidias 0
Halftime Score: California 34, Oregon State 30

**2017 PAC-12 FIRST ROUND
CALIFORNIA 67, OREGON STATE 62
MARCH 8 AT LAS VEGAS, NEV.**

Oregon State scoring: Stephen Thompson Jr. 25, Kendal Manuel 11, Gligorije Rakocevic 10, Drew Eubanks 6, JaQuori McLaughlin 5, Matt Dahlen 5, Ronnie Stacy 0, Ben Koné 0
California scoring: Jabari Bird 20, Ivan Rabb 12, Charlie Moore 10, Stephen Domingo 10, Grant Mullins 6, Sam Singer 4, Kingsley Okoroh 3, Kameron Rooks 2, Don Coleman 0
Halftime Score: California 32, Oregon State 29

**2018 PAC-12 FIRST ROUND
OREGON STATE 69, WASHINGTON 66 (OT)
MARCH 7 AT LAS VEGAS, NEV.**

Oregon State scoring: Drew Eubanks 19, Stephen Thompson Jr. 14, Tres Tinkle 12, Ethan Thompson 9, Zach Reichle 7, Gligorije Rakocevic 4, Alfred Hollins 2, Seth Berger 2, Kendal Manuel 0
Washington scoring: Matisse Thybulle 16, Noah Dickerson 15, David Crisp 13, Jaylen Nowell 9, Dominic Green 6, Sam Timmins 5, Nahziah Carter 2, Hameir Wright 0
Halftime Score: Washington 29, Oregon State 25

**2018 PAC-12 QUARTERFINALS
USC 61, OREGON STATE 48
MARCH 8 AT LAS VEGAS, NEV.**

Oregon State scoring: Stephen Thompson Jr. 12, Tres Tinkle 11, Drew Eubanks 11, Alfred Hollins 7, Ethan Thompson 5, Kendal Manuel 2, Zach Reichle 0, Gligorije Rakocevic 0, Seth Berger 0, Ben Koné 0
USC scoring: Chimezie Metu 22, Jonah Mathews 13, Jordan McLaughlin 13, Nick Rakocevic 4, Shaququan Aaron 4, Jordan Usher 3, Elijah Stewart 2
Halftime Score: USC 29, Oregon State 19

**2019 PAC-12 QUARTERFINALS
COLORADO 73, OREGON STATE 58
MARCH 14 AT LAS VEGAS, NEV.**

Oregon State scoring: Tres Tinkle 28, Ethan Thompson 16, Stephen Thompson Jr. 10, Kylor Kelley 7, Antoine Vernon 2, Alfred Hollins 0, Zach Reichle 0, Gligorije Rakocevic 0, Warren Washington 0
Colorado scoring: McKinley Wright 17, Shane Gatling 15, D'Shawn Schwartz 11, Evan Battey 10, Alexander Strating 10, Tyler Bey 8, Daylen Kountz 2, Lucas Siewert 0
Halftime Score: Colorado 37, Oregon State 18

**2020 PAC-12 FIRST ROUND
OREGON STATE 71, UTAH 69
MARCH 11 AT LAS VEGAS, NEV.**

Oregon State scoring: Tres Tinkle 19, Kylor Kelley 12, Jarod Lucas 12, Ethan Thompson 11, Zach Reichle 8, Alfred Hollins 5, Gianni Hunt 4, Roman Silva 0
Utah scoring: Alfonso Plummer 35, Timmy Allen 13, Branden Carlson 7, Riley Battin 7, Both Gach 4, Jaxon Brenchley 3, Mikael Jantunen 3
Halftime Score: Utah 39, Oregon State 31

**2021 PAC-12 QUARTERFINALS
OREGON STATE 83, UCLA 79 (OT)
MARCH 11 AT LAS VEGAS, NEV.**

Oregon State scoring: Warith Alatishe 22, Ethan Thompson 18, Jarod Lucas 17, Zach Reichle 11, Rodrigue Andela 8, Gianni Hunt 3, Roman Silva 2, Maurice Calloo 2, Julien Franklin 0, Dearon Tucker 0, Tariq Silver 0.
UCLA scoring: Jules Bernard 19, Johnny Juzang 12, Jaime Jaquez Jr. 11, David Singleton 9, Tyger Campbell 8, Cody Riley 7, Jake Kyman 5, Jaylen Clark 4, Mac Etienne 4, Kenneth Nwuba 0.
Halftime Score: UCLA 34, Oregon State 24

**2021 PAC-12 SEMIFINALS
OREGON STATE 75, OREGON 64
MARCH 12 AT LAS VEGAS, NEV.**

Oregon State scoring: Ethan Thompson 16, Rodrigue Andela 13, Warith Alatishe 12, Zach Reichle 12, Jarod Lucas 11, Roman Silva 4, Dearon Tucker 4, Maurice Calloo 3, Gianni Hunt 0.
Oregon scoring: Eugene Omoruyi 14, Chris Duarte 14, LJ Figueroa 14, Eric Williams Jr. 10, Will Richardson 7, Chandler Lawson 3, Amauri Hardy 2, Franck Kepnang 0.
Halftime Score: Oregon State 38, Oregon 28

**2021 PAC-12 CHAMPIONSHIP
OREGON STATE 70, COLORADO 68
MARCH 13 AT LAS VEGAS, NEV.**

Oregon State scoring: Maurice Calloo 15, Jarod Lucas 14, Gianni Hunt 10, Warith Alatishe 8, Ethan Thompson 7, Zach Reichle 7, Roman Silva 5, Rodrigue Andela 3, Tariq Silver 3.
Colorado scoring: McKinley Wright 18, Evan Battey 16, D'Shawn Schwartz 11, Jeriah Horne 6, Maddox Daniels 5, Jabari Walker 4, Dallas Walton 2, Eli Parquet 2, Keeshawn Barthelemy 2, Tristan da Silva 2.
Halftime Score: Oregon State 33, Colorado 28

**2022 PAC-12 FIRST ROUND
OREGON 86, OREGON STATE 72
MARCH 9 AT LAS VEGAS, NEV.**

Oregon State scoring: Jarod Lucas 22, Glenn Taylor Jr. 16, Maurice Calloo 9, Roman Silva 9, Dashawn Davis 8, Ahmad Rand 6, Dexter Akanno 2, Warith Alatishe 0, Isaiah Johnson 0
Oregon scoring: Jacob Young 23, Quincy Guerrier 20, N'Faly Dante 15, Eric Williams Jr. 14, Rivaldo Soares 8, De'Vion Harmon 5, Franck Kepnang 1, Nate Bittle 0
Halftime Score: Oregon 43, Oregon State 36

**2023 PAC-12 FIRST ROUND
ARIZONA STATE 63, OREGON STATE 57
MARCH 8 AT LAS VEGAS, NEV.**

Oregon State scoring: Glenn Taylor Jr. 17, Jordan Pope 12, Tyler Bilodeau 11, Rodrigue Andela 6, Christian Wright 4, Michael Rataj 3, Dexter Akanno 2, Dzmitry Ryuny 2
Arizona State scoring: Warren Washington 15, DJ Horne 13, Desmond Cambridge Jr. 13, Devan Cambridge 7, Jamiya Neal 7, Alonzo Gaffney 4, Frankie Collins 2, Duke Brennan 2
Halftime Score: Arizona State 29, Oregon State 26

OREGON STATE POSTSEASON RECORDS

NCAA TOURNAMENT

INDIVIDUAL RECORDS

POINTS.....31, Gary Payton vs. Evansville, 3/15/89
30, Mel Counts vs. Seattle, 3/11/63
27, Mel Counts vs. Seattle, 3/10/64
27, Jay Carty vs. Seattle, 3/13/62

REBOUNDS.....21, Mel Counts vs. Pepperdine, 3/16/62
19, Mel Counts vs. Seattle, 3/10/64
18, Steve Johnson vs. Lamar, 3/8/80
18, Mel Counts vs. Duke, 3/23/63

ASSISTS10, Gary Payton vs. Evansville, 3/15/89
8, Gary Payton vs. Louisville, 3/17/88

FIELD GOALS MADE13, Mel Counts vs. Seattle, 3/11/63

THREE-POINT FIELD GOALS MADE.....4, Jarod Lucas vs. Tennessee, 3/19/21

FREE THROWS MADE.....15, Ethan Thompson vs. Oklahoma State, 3/21/21
15, Mel Counts vs. Seattle, 3/10/64

FREE THROWS ATTEMPTED18, Mel Counts vs. Seattle, 3/10/64

BLOCKS.....4, Roman Silva vs. Oklahoma State, 3/21/21

STEALS7, Charlie Neal vs. Middle Tennessee State, 3/15/75

MINUTES45, Gary Payton vs. Evansville, 3/15/89

TEAM RECORDS

POINTS.....90 vs. Evansville, 3/15/89

FIELD GOAL PCT......619 vs. Houston, 3/11/66

THREE POINT FIELD GOALS10 vs. Tennessee, 3/19/21

THREE-POINT FIELD GOALS ATTEMPTED21 vs. Tennessee, 3/19/21

FREE THROWS32 vs. Oklahoma State, 3/21/21

FREE THROWS ATTEMPTED35 vs. Oklahoma State, 3/21/21

REBOUNDS.....62 vs. Pepperdine, 3/16/62

PERSONAL FOULS.....28 vs. Seattle, 3/10/64

ASSISTS29 vs. Central Michigan, 3/22/75

BLOCKS.....11 vs. Oklahoma State, 3/21/21

STEALS19 vs. Middle Tennessee State, 3/15/75

PAC-12 TOURNAMENT

INDIVIDUAL RECORDS

POINTS.....31, Gary Payton vs. Arizona State, 3/9/90
28, Tres Tinkle vs. Colorado, 3/14/19
27, Eric Knox vs. California, 3/10/89

REBOUNDS.....17, Gary Payton II vs. California, 3/10/16
14, Joe Burton vs. Stanford, 3/9/11
13, Eric Moreland vs. Colorado, 3/13/13

ASSISTS10, Gary Payton vs. Arizona, 3/13/88
8, Jared Cunningham vs. Washington, 3/8/12
8, Gary Payton vs. California, 3/10/89
8, Gary Payton vs. Washington, 3/11/88

FIELD GOALS MADE12, Gary Payton vs. Arizona State, 3/9/90
12, Earl Martin vs. Washington, 3/11/88

THREE-POINT FIELD GOALS MADE.....5, Ethan Thompson vs. Oregon, 3/12/21
5, Jarod Lucas vs. UCLA, 3/11/21
5, Stephen Thompson Jr. vs. California, 3/8/17
5, Gary Payton vs. Arizona State, 3/9/90

FREE THROWS MADE.....15, Jared Cunningham vs. Stanford, 3/9/11

FREE THROWS ATTEMPTED20, Jared Cunningham vs. Stanford, 3/9/11

BLOCKS.....5, Eric Moreland vs. Colorado, 3/13/13

STEALS6, Jared Cunningham vs. Arizona, 3/10/11

MINUTES50, Earl Martin vs. Washington State, 3/12/88
50, Gary Payton vs. Washington State, 3/12/88

TEAM RECORDS

POINTS.....87 vs. Arizona, 3/11/89

FIELD GOAL PCT......605 vs. Oregon, 3/12/14

THREE POINT FIELD GOALS10 vs. Oregon, 3/12/21
10 vs. UCLA, 3/11/21
10 vs. California, 3/8/17
10 vs. Arizona State, 3/9/90

THREE-POINT FIELD GOALS ATTEMPTED25 vs. UCLA, 3/11/21
25 vs. Colorado, 3/13/13
25 vs. California, 3/7/07
25 vs. Arizona State, 3/9/90

FREE THROWS26 vs. Arizona State, 3/9/16

FREE THROWS ATTEMPTED36 vs. Oregon, 3/12/14

REBOUNDS.....44 vs. Washington, 3/7/18

PERSONAL FOULS.....25 vs. UCLA, 3/11/21

ASSISTS20 vs. Arizona, 3/13/88

BLOCKS.....7 vs. Colorado, 3/13/13
7 vs. UCLA, 3/9/06

STEALS12 vs. California, 3/10/89

HONORS AND AWARDS

ALL-AMERICANS

Players listed are those who were mentioned on any type of All-America team.

- 1916 — Adolph Sieberts
- 1922 — Marshall Hjelte
- 1924 — Slats Gill
- 1925 — Carlos Steele
- 1930 — Buck Grayson
- 1933 — Ed Lewis
- 1936 — Wally Palmberg
- 1942 — John Mandic
- 1943 — Don Durdan
- 1947 — Lew Beck
- Red Rocha
- 1948 — Cliff Crandall
- 1949 — Cliff Crandall
- 1955 — Swede Halbbrook
- Tony Vlastelica
- 1957 — Dave Gambia
- 1958 — Dave Gambia
- 1959 — Lee Harman
- 1963 — Mel Counts
- 1964 — Mel Counts
- 1965 — Jim Jarvis
- 1966 — Charlie White
- 1972 — Freddie Boyd
- 1980 — Ray Blume
- 1980 — Steve Johnson
- 1981 — Steve Johnson
- 1982 — Lester Conner
- 1983 — Charlie Sitton
- 1984 — Charlie Sitton
- 1985 — A.C. Green
- 1987 — Jose Ortiz
- 1990 — Gary Payton

NCAA MIDWEST REGION ALL-TOURNAMENT TEAM

- 2021 — Ethan Thompson

NAISMITH MEMORIAL BASKETBALL

HALL OF FAME

- 1968 — Slats Gill (coach)
- 1988 — Ralph Miller (coach)
- 2013 — Gary Payton

OLYMPIANS

- 1948 — Lew Beck, USA (gold)
- 1964 — Mel Counts, USA (gold)
- 1988 — Jose Ortiz, Puerto Rico
- 1992 — Jose Ortiz, Puerto Rico
- 1996 — Gary Payton, USA (gold)
- Jose Ortiz, Puerto Rico
- 2000 — Gary Payton, USA (gold)
- 2004 — Jose Ortiz, Puerto Rico

NATIONAL COACH OF THE YEAR

- 1981 — Ralph Miller (UPI, AP, USBWA)
- 1982 — Ralph Miller (AP)

DISTRICT COACH OF THE YEAR

- 1966 — Paul Valenti (UPI West Coast)
- 1975 — Ralph Miller
- 1980 — Ralph Miller
- 1981 — Ralph Miller
- 1987 — Ralph Miller
- 1988 — Ralph Miller
- 2009 — Craig Robinson (USBWA)

PAC-12 COACH OF THE YEAR

- From 1976 to present.
- 1975 — Ralph Miller
- 1981 — Ralph Miller
- 1989 — Ralph Miller (co)
- 1990 — Jim Anderson

PAC-12 SCHOLAR-ATHLETE OF THE YEAR

- From 2008 to present.
- 2019 — Stephen Thompson Jr.

TOM HANSEN PAC-12 CONFERENCE MEDAL

- From 1961 to present.
- 1965 — Jim Jarvis
- 1967 — Ed Fredenberg
- 1975 — Doug Oxsen
- 1976 — Paul Miller
- 1981 — Ray Blume
- 2006 — Lamar Hurd
- 2019 — Stephen Thompson Jr.
- 2020 — Tres Tinkle
- 2021 — Ethan Thompson

PAC-12 PLAYER OF THE YEAR

- From 1976 to present.
- 1981 — Steve Johnson
- 1982 — Lester Conner
- 1984 — A.C. Green
- 1987 — Jose Ortiz
- 1990 — Gary Payton

ALL-PAC-12 CONFERENCE

- From 1979 to present.
- 1979 — Steve Johnson
- 1980 — Ray Blume
- Steve Johnson
- 1981 — Ray Blume
- Steve Johnson
- Mark Radford
- 1982 — Lester Conner
- Charlie Sitton
- 1983 — A.C. Green
- Charlie Sitton
- 1984 — A.C. Green
- Charlie Sitton
- 1985 — A.C. Green
- 1986 — Jose Ortiz
- 1987 — Jose Ortiz
- 1988 — Gary Payton
- 1989 — Gary Payton
- 1990 — Gary Payton
- 1991 — Teo Alibegovic
- 1992 — Scott Haskin
- 1993 — Scott Haskin
- 1995 — Brent Barry
- 1999 — Deandra Tanner
- 2003 — Philip Ricci
- 2004 — David Lucas
- 2005 — David Lucas
- 2010 — Calvin Haynes (2nd)
- 2011 — Jared Cunningham (2nd)
- 2012 — Jared Cunningham
- 2013 — Roberto Nelson (hm)
- 2014 — Roberto Nelson (2nd)
- 2015 — Gary Payton II
- 2016 — Gary Payton II
- 2017 — Drew Eubanks (hm)
- 2018 — Tres Tinkle
- 2019 — Tres Tinkle
- 2020 — Tres Tinkle
- 2021 — Ethan Thompson

PAC-12 DEFENSIVE PLAYER OF THE YEAR

- From 1984 to 1987 and 2008 to present.
- 1987 — Gary Payton
- 2010 — Seth Tarver
- 2015 — Gary Payton II
- 2016 — Gary Payton II

PAC-12 ALL-DEFENSIVE TEAM

- From 2008 to present.
- 2010 — Seth Tarver
- 2011 — Jared Cunningham
- 2012 — Jared Cunningham
- 2013 — Eric Moreland (hm)
- 2014 — Eric Moreland (hm)
- 2015 — Gary Payton II
- 2016 — Gary Payton II
- 2019 — Kylor Kelley
- 2020 — Kylor Kelley
- 2021 — Warith Alatishe (hm)

PAC-12 FRESHMAN OF THE YEAR

- From 1979 to present.
- 1987 — Gary Payton

PAC-12 NEWCOMER OF THE YEAR

- From 2000 to 2006.
- 2005 — Nick DeWitz

PAC-12 ALL-FRESHMAN TEAM

- From 1979 to present.
- 1985 — Eric Knox
- 1987 — Gary Payton
- 1988 — Will Brantley
- 1997 — Corey Benjamin
- Carson Cunningham
- 1998 — Deandra Tanner
- 2000 — Brian Jackson
- 2003 — Lamar Hurd (hm)
- 2005 — Sasa Cuic (hm)
- 2014 — Hallice Cooke (hm)
- 2016 — Tres Tinkle (hm)
- 2022 — Glenn Taylor Jr.
- 2023 — Jordan Pope

PAC-12 ALL-NEWCOMER TEAM

- From 1981 to 1983 and 1993 to 1999.
- 1981 — Lester Conner
- Charlie Sitton
- 1982 — A.C. Green
- 1983 — Darryl Flowers
- Steve Woodside
- 1993 — Mustapha Hoff
- 1994 — Stephane Brown
- 1995 — Vladimir Heredia
- 1996 — Markee Brown
- 1997 — Terrill Woods
- 1999 — Josh Steintal

PAC-12 ALL-TOURNAMENT TEAM

From 1987 to 1990 and 2002 to present.

(* Most Outstanding Player)

- 1988 — Gary Payton
- 1989 — Gary Payton
- 2011 — Jared Cunningham
- 2012 — Jared Cunningham
- 2021 — Warith Alatishe *
- Jarod Lucas
- Ethan Thompson

ALL-PAC-8 CONFERENCE

From 1969 to 1978.

- 1972 — Freddie Boyd
- 1975 — Lonnie Shelton
- 1977 — Rocky Smith
- 1978 — Rickey Lee

ALL-AAWU CONFERENCE

From 1960 to 1968.

- 1965 — Jim Jarvis
- 1966 — Charlie White

ALL-PACIFIC COAST CONFERENCE

From 1916 to 1959.

- 1916 — Ira Mix
Adolph Sieberts
- 1917 — Adolph Sieberts
- 1918 — Clarence Krueger
Howard Ray
Henry Rearden
- 1922 — Slat's Gill
Marshall Hjelte
Dick Stinson (2nd)
- 1923 — Slat's Gill (2nd)
Marshall Hjelte (2nd)
- 1924 — Slat's Gill
Carlos Steele (2nd)
- 1925 — Howard Ridings
Carlos Steele
- 1926 — Fred Diwoky (2nd)
- 1927 — Bill Burr (2nd)
- 1928 — Bill Burr (2nd)
- 1931 — Kenny Fagans (2nd)
- 1933 — Ed Lewis
Forrest O'Connell (2nd)
- 1935 — George Hibbard
Wally Palmberg (2nd)
- 1936 — Wally Palmberg
- 1940 — Al Hunter
Frank Mandic (2nd)
- 1941 — John Mandic (2nd)
- 1942 — John Mandic
Don Durdan (2nd)
- 1943 — Lew Beck (2nd)
- 1945 — Red Rocha
- 1946 — Red Rocha
- 1947 — Lew Beck
Red Rocha
Morrie Silver (2nd)
- 1948 — Cliff Crandall
- 1949 — Cliff Crandall
Dick Ballantyne (2nd)
- 1954 — Swede Halbrook
- 1955 — Swede Halbrook
- 1957 — Dave Gambee
- 1958 — Dave Gambee
- 1959 — Lee Harman

ALL-NORTHERN DIVISION

From 1923 to 1955.

- 1923 — Slat's Gill
Marshall Hjelte (2nd)
- 1924 — Slat's Gill
Carlos Steele (2nd)
- 1925 — Harold Ridings
Carlos Steele
Pete Stoddard (2nd)
- 1926 — Fred Diwoky (2nd)
Ray Graap (2nd)
- 1927 — Ray Graap
Bill Burr (2nd)
- 1928 — Bill Burr
- 1929 — Rod Ballard (2nd)
- 1930 — Buck Grayson (2nd)

- 1931 — Kenny Fagans
Rod Ballard (2nd)
- 1933 — Ed Lewis
Forest O'Connell
- 1934 — Fred MacDonald
George Hibbard (2nd)
Carl Lenchitsky (2nd)
- 1935 — George Hibbard
Wally Palmberg
- 1936 — Wally Palmberg
- 1937 — Hub Tuttle (2nd)
- 1939 — Frank Mandic (2nd)
- 1940 — Al Hunter
Frank Mandic
- 1941 — John Mandic
- 1942 — John Mandic
Don Durdan (2nd)
Sam Dement (2nd)
- 1943 — Lew Beck
- 1944 — Allen Anderson
- 1945 — Red Rocha
- 1946 — Red Rocha
- 1947 — Lew Beck
Red Rocha
Cliff Crandall (2nd)
Morrie Silver (2nd)
- 1948 — Cliff Crandall
Norm Carey (2nd)
- 1949 — Cliff Crandall
Bill Harper (2nd)
- 1950 — Bob Payne (2nd)
- 1951 — Bob Payne
- 1952 — Danny Johnston
- 1954 — Swede Halbrook
- 1955 — Swede Halbrook

PAC-12 ALL-ACADEMIC

- 1986 — Steve Woodside
- 1988 — Bill Sherwood
- 1990 — Teo Alibegovic
- 1991 — Teo Alibegovic
- 1995 — J.D. Vetter
- 1996 — J.D. Vetter
- 2000 — Jason Heide
Josh Steinthal
- 2004 — Lamar Hurd (hm)
- 2005 — Jim Hanchett
Lamar Hurd (2nd)
- 2006 — Lamar Hurd
Angelo Tsagarakis (hm)
- 2007 — Angelo Tsagarakis (2nd)
- 2008 — Roeland Schaftenaar (2nd)
- 2009 — Roeland Schaftenaar (2nd)
- 2010 — Roeland Schaftenaar
- 2011 — Angus Brandt
Rhys Murphy
- 2012 — Rhys Murphy
Angus Brandt (hm)
- 2013 — Angus Brandt (hm)
- 2014 — Angus Brandt (2nd)
Olaf Schaftenaar (hm)
- 2015 — Malcolm Duvivier (hm)
- 2016 — Malcolm Duvivier (2nd)
- 2017 — Daine Muller
Gligorije Rakocevic
Stephen Thompson Jr.
Tres Tinkle (2nd)
Matt Dahlen (hm)
Drew Eubanks (hm)
Tanner Sanders (hm)
- 2018 — Gligorije Rakocevic
Stephen Thompson Jr.
Tres Tinkle (2nd)
Drew Eubanks (hm)

- 2019 — Gligorije Rakocevic
Zach Reichle
Stephen Thompson Jr.
Ethan Thompson (2nd)
Tres Tinkle (hm)
- 2020 — Zach Reichle
Ethan Thompson
- 2021 — Jarod Lucas
Zach Reichle
Ethan Thompson

PAC-12 PLAYER OF THE WEEK

- 1/3/1984 — A.C. Green
- 2/20/1984 — Charlie Sitton
- 3/12/1984 — Green & Sitton
- 12/17/1984 — A.C. Green
- 12/31/1984 — A.C. Green
- 12/16/1985 — Darrin Houston
- 1/6/1986 — Jose Ortiz
- 12/1/1986 — Jose Ortiz
- 1/26/1987 — Jose Ortiz
- 1/11/1988 — Eric Knox
- 2/29/1988 — Gary Payton
- 3/7/1988 — Gary Payton
- 11/28/1988 — Gary Payton
- 1/23/1989 — Gary Payton
- 2/13/1989 — Gary Payton
- 12/4/1989 — Gary Payton
- 12/11/1989 — Gary Payton
- 1/2/1990 — Gary Payton
- 2/26/1990 — Gary Payton
- 1/7/1991 — Teo Alibegovic
- 12/2/1991 — Chad Scott
- 12/30/1991 — Chad Scott
- 2/17/1992 — Scott Haskin
- 1/11/1993 — Scott Haskin
- 1/18/1993 — Scott Haskin
- 12/12/1994 — Brent Barry
- 3/6/1995 — Brent Barry
- 1/20/1997 — Corey Benjamin
- 1/26/1998 — Corey Benjamin
- 1/11/1999 — Deandra Tanner
- 1/28/2002 — Philip Ricci
- 2/3/2003 — Brian Jackson
- 2/23/2004 — David Lucas
- 1/3/2005 — David Lucas
- 2/14/2005 — David Lucas
- 12/19/2006 — Chris Stephens
- 1/26/2009 — Roeland Schaftenaar
- 11/21/2011 — Jared Cunningham
- 12/19/2011 — Ahmad Starks
- 1/30/2012 — Jared Cunningham
- 11/12/2012 — Ahmad Starks
- 12/24/2012 — Eric Moreland
- 11/18/2013 — Roberto Nelson
- 12/30/2013 — Roberto Nelson
- 1/26/2015 — Gary Payton II
- 11/14/2016 — Tres Tinkle
- 2/12/2018 — Tres Tinkle
- 1/4/2019 — Stephen Thompson Jr.
- 2/4/2019 — Tres Tinkle
- 11/19/2019 — Tres Tinkle

PAC-12 FRESHMAN OF THE WEEK

- 1/3/2022 — Glenn Taylor Jr.
- 11/14/2023 — Jordan Pope
- 1/23/2023 — Jordan Pope
- 1/30/2023 — Jordan Pope

**PAC-12 CONFERENCE
HALL OF HONOR**

- 2002 — Gary Payton
- 2003 — Slat's Gill
- 2004 — Mel Counts
- 2005 — Ed Lewis
- 2006 — Ralph Miller
- 2007 — Steve Johnson
- 2008 — Red Rocha
- 2009 — Paul Valenti
- 2010 — Dave Gamba
- 2011 — Charlie White
- 2012 — A.C. Green
- 2013 — Charlie Sitton
- 2014 — Lee Harman
- 2015 — Jim Jarvis
- 2016 — Jim Anderson
- 2017 — Ray Blume

NABC ALL-STARS

Oregon State players who participated in the National Association of Basketball Coaches All-Star Game.

- 1964 — Mel Counts
- 1965 — Jim Jarvis
- 1972 — Freddie Boyd
- 1978 — Rickey Lee
- 1984 — Charlie Sitton
- 1985 — A.C. Green
- 1987 — Jose Ortiz
- 1995 — Brent Barry

STATE OF OREGON HALL OF FAME

- 1980 — Dave Gamba
Slat's Gill
Ed Lewis
Red Rocha
- 1981 — Lew Beck
Cliff Crandall
Wally Palmberg
- 1982 — Mel Counts
John Mandic
Paul Valenti
- 1983 — Buck Grayson
- 1987 — Jim Jarvis
- 1988 — Ralph Miller
- 1995 — Steve Johnson
- 1996 — 1980-81 team
- 1997 — Charlie Sitton
- 1999 — 1948-49 team
- 2003 — A.C. Green
- 2006 — 1965-66 team

OSU ATHLETIC HALL OF FAME

- 1988 — Lew Beck
Mel Counts
Slat's Gill
Ed Lewis
- 1990 — Cliff Crandall
Red Rocha
Adolph Sieberts
Paul Valenti
- 1991 — Dave Gamba
Lee Harman
Jim Jarvis
John Mandic
Ralph Miller
Wally Palmberg
Charlie White
1932-33 team
1948-49 team
- 1992 — Freddie Boyd
- 1993 — Scott Eaton
Steve Johnson
1965-66 team
- 1994 — Lester Conner
- 1996 — A.C. Green
Gary Payton
- 1997 — Charlie Sitton
- 2003 — 1962-63 team
- 2004 — Ray Blume
- 2005 — 1954-55 team
- 2006 — 1980-81 team
- 2020 — Mark Radford
- 2023 — Brent Barry

HALL OF FAME COACH AMORY “SLATS” GILL

OREGON STATE HONORS


- Inducted into the Naismith Memorial Basketball Hall of Fame in 1968.
- Gill Coliseum, Oregon State’s home arena, was officially named for him after his death. It opened in 1949 and was originally called the Oregon State Coliseum, though it was informally known as “the house that Gill built.”
- A banner was unveiled in Gill Coliseum in 1997 signifying his number of wins (599).
- Inducted into State of Oregon Hall of Fame in 1980, OSU Athletic Hall of Fame in 1988 and Pac-10 Hall of Honor in 2003.
- Served as president of the National Association of Basketball Coaches and coached in the 1964 NABC All-Star Game.
- Member of the Helms Foundation Hall of Fame.
- The Slats Gill Sportsman of the Year Award is presented annually to the top coach or administrator in the state of Oregon.

OREGON STATE COACHING HIGHLIGHTS (1929-64)

- All-time winningest basketball coach at OSU with 599 victories.
- Was the sixth-winningest coach in NCAA history at the time of his retirement.
- Coached five Pacific Coast Conference championship teams (1933, '47, '49, '55, '58) and four other Northern Division championship teams (1935, '40, '42, '54).
- Took the 1949 and 1963 teams to the school’s only NCAA Final Four berths. Both teams finished in fourth place.
- His 1963 team won the NCAA West Regional.
- His teams tied for fifth in the NCAA on three other occasions: 1947, '55 and '62.
- Coached two eventual Oregon State head coaches in Jim Anderson and Paul Valenti and two Olympians in Lew Beck and Mel Counts.
- In 36 seasons at Oregon State, only nine of his teams had losing records.
- Coached Oregon State to eight Far West Classic titles in his final eight seasons as head coach.
- His teams won the Chancellor’s Trophy, given to the annual winner in the Oregon State-Oregon series, 11 out of 12 times.
- Made his Oregon State coaching debut in 1926-27 with the OSU Rooks (freshmen).
- Also coached the Oregon State baseball team from 1932-37.
- Retired as head coach after the 1963-64 season to become Oregon State’s athletic director and served in that role until his death on April 5, 1966.

OREGON STATE PLAYING HIGHLIGHTS (1922-24)

- Played three years of varsity basketball and was an All-American selection in 1924.
- Earned All-Pacific Coast Conference first team honors in 1922 and 1924 and second team honors in 1923.
- Named to the All-Northern Division first team in 1923 and 1924.



SLATS GILL HEAD COACHING CAREER

OREGON STATE UNIVERSITY

YEAR	OVERALL	CONF. / FINISH	POSTSEASON
1928-29	12-8	4-6 / 4th	--
1929-30	14-13	7-9 / 4th	--
1930-31	19-9	9-7 / 3rd	--
1931-32	12-12	8-8 / 3rd	--
1932-33	21-6	12-4 / 1st	PCC
1933-34	14-10	7-9 / 3rd	--
1934-35	19-9	12-4 / 1st	PCC
1935-36	16-9	10-6 / 2nd	--
1936-37	11-15	5-11 / 4th	--
1937-38	17-16	6-14 / 5th	--
1938-39	13-11	6-10 / 4th	--
1939-40	27-11	12-4 / 1st	PCC
1940-41	19-9	9-7 / 2nd	--
1941-42	18-9	11-5 / 1st	--
1942-43	19-9	8-8 / 4th	--
1943-44	8-16	5-11 / t3rd	--
1944-45	20-8	10-6 / 3rd	--
1945-46	13-11	10-6 / 2nd	--
1946-47	28-5	13-2 / 1st	PCC, NCAA
1947-48	21-13	10-6 / t1st	PCC
1948-49	24-12	12-4 / 1st	PCC, NCAA
1949-50	13-14	8-8 / t2nd	--
1950-51	14-18	6-10 / t4th	--
1951-52	9-19	3-13 / 5th	--
1952-53	11-17	6-10 / 4th	--
1953-54	22-8	11-5 / 1st	PCC
1954-55	22-8	15-1 / 1st	PCC, NCAA
1955-56	8-18	5-11 / t6th	--
1956-57	11-15	6-10 / 6th	--
1957-58	20-6	12-4 / 1st	PCC
1958-59	13-13	7-9 / 6th	--
1959-60 *	6-8	Indep.	--
1960-61	14-12	Indep.	--
1961-62	24-5	Indep.	NCAA
1962-63	22-9	Indep.	NCAA
1963-64	25-4	Indep.	NCAA

*missed 12 games due to illness

CONFERENCE RECORD.....265-228 (36 Years)
 OVERALL RECORD..... 599-392 (36 Years)

HALL OF FAME COACH RALPH MILLER

OREGON STATE HONORS

- Inducted into the Naismith Memorial Basketball Hall of Fame in 1988.
- Earned national coach of the year honors from the Associated Press twice (1981, '82) and was second in voting in 1980.
- Honored as the District 8 Coach of the Year five times (1975, '80, '81, '87, '88) and was a three-time conference coach of the year (1975, '81, '89).
- Named the NIT/Kodak Man of the Year in 1988.
- Was an NABC Hillyard Golden Anniversary Award recipient in 1997 (50 years of service).
- Was the recipient of the Slat's Gill Award in 1980 and 1981, given to the outstanding coach or administrator of any Oregon-based team at any level.
- Inducted into State of Oregon Hall of Fame in 1988, OSU Athletic Hall of Fame in 1991 and Pac-10 Hall of Honor in 2006.
- A banner was unveiled in Gill Coliseum during the 1996-97 season signifying his career number of wins (674).
- Oregon State's basketball floor at Gill Coliseum is named in his honor.

OREGON STATE COACHING HIGHLIGHTS (1971-89)

- Retired as the sixth all-time winningest basketball coach in Division I history (674 victories) and the second-winningest coach at Oregon State (359 wins).
- Led Oregon State to eight NCAA Tournament Appearances (1975, '80, '81, '82, '84, '85, '88, '89) and the Elite Eight in 1982.
- Coached five Oregon State teams that were ranked in the Top 10 in the nation.
- His 1981 Oregon State team enjoyed the No. 1 national ranking for eight weeks.
- Coached Oregon State consensus All-Americans Steve Johnson and Gary Payton and had a total of 21 All-Pac-10 selections.
- Led Oregon State to four Pac-10 Championships (1980, '81, '82, '84).
- Had only two losing seasons in 19 years at Oregon State.

UNIVERSITY OF IOWA COACHING HIGHLIGHTS (1965-70)

- Led Iowa to Big Ten titles in 1968 and 1970 and was named Big Ten Coach of the Year both of those seasons.
- Was the Midwest Regional Coach of the Year in 1965.
- His 1970 team averaged more than 100 points per game in conference play and advanced to the NCAA Tournament.

WICHITA STATE UNIVERSITY COACHING HIGHLIGHTS (1952-64)

- Led Wichita State to the school's first-ever NCAA Tournament appearance in 1964.
- Led the Shockers to three NIT appearances (1954, '62, '63)
- Named Missouri Valley Coach of the Year in 1954 and 1963.



RALPH MILLER HEAD COACHING CAREER

WICHITA STATE UNIVERSITY

YEAR	OVERALL	CONF. / FINISH	POSTSEASON
1951-52	11-19	2-8 / 6th	--
1952-53	16-11	3-7 / 6th	--
1953-54	27-4	8-2 / 2nd	NIT
1954-55	17-9	4-6 / 4th	--
1955-56	14-12	7-5 / 4th	--
1956-57	15-11	8-6 / 4th	--
1957-58	14-12	6-8 / 4th	--
1958-59	14-12	7-7 / 4th	--
1959-60	14-12	6-8 / 4th	--
1960-61	18-8	6-6 / 4th	--
1961-62	18-9	7-5 / 3rd	NIT
1962-63	19-8	7-5 / 2nd	NIT
1963-64	23-6	10-2 / 1st	NCAA
TOTAL	220-133	81-75	

UNIVERSITY OF IOWA

YEAR	OVERALL	CONF. / FINISH	POSTSEASON
1964-65	14-10	8-6 / 5th	--
1965-66	17-7	8-6 / 3rd	--
1966-67	16-8	9-5 / 3rd	--
1967-68	16-9	10-4 / 1st	--
1968-69	12-12	5-9 / 8th	--
1969-70	20-5	14-0 / 1st	NCAA
TOTAL	95-51	54-30	

OREGON STATE UNIVERSITY

YEAR	OVERALL	CONF. / FINISH	POSTSEASON
1970-71	12-14	4-10 / 6th	--
1971-72	18-10	9-5 / 3rd	--
1972-73	15-11	6-8 / 5th	--
1973-74	13-13	6-8 / 5th	--
1974-75	19-12	10-4 / 2nd	NCAA
1975-76	18-9	10-4 / 2nd	--
1976-77	16-13	8-6 / 3rd	--
1977-78	16-11	9-5 / 2nd	--
1978-79	18-10	11-7 / 3rd	NIT
1979-80	26-4	16-2 / 1st	NCAA
1980-81	26-2	17-1 / 1st	NCAA
1981-82	25-5	16-2 / 1st	NCAA
1982-83	20-11	12-6 / 3rd	NIT
1983-84	22-7	15-3 / 1st	NCAA
1984-85	22-9	12-6 / 2nd	NCAA
1985-86	12-15	8-10 / 5th	--
1986-87	19-11	10-8 / 3rd	NIT
1987-88	20-11	12-6 / 2nd	NCAA
1988-89	22-8	13-5 / 3rd	NCAA
TOTAL	359-186	204-114	

WICHITA STATE RECORD220-133 (13 Years)
 IOWA RECORD 95-51 (6 Years)
 OREGON STATE RECORD359-186 (19 Years)

CONFERENCE RECORD..... 339-219 (38 Years)
 OVERALL RECORD 674-370 (38 Years)




GARY PAYTON SALUTE

OREGON STATE HONORS

- Inducted into the Naismith Memorial Basketball Hall of Fame in 2013.
- Selected national Player of the Year by Sports Illustrated in 1990.
- 1990 consensus All-American first team pick.
- 1990 Pac-10 Player of the Year.
- Other 1989-90 honors: Billy Packer's U.S. Army Reserve Player of the Year, L.A. Gear Unstoppable Player of the Year, Bill Hayward Amateur Athlete for the state of Oregon, MVP of the Japan Classic All-Star Tournament.
- Three-time All-Pac-10 selection.
- Pac-10 All-Tournament selection in 1988 and 1989.
- 1987 Pac-10 Freshman of the Year and Pac-10 Defensive Player of the Year.
- Pac-10 Player of the Week nine times in his career, more than any player in conference history.
- Three-time MVP of the Far West Classic and the only four-time all-tournament selection.
- Selected to the Pac-10 All-Decade Team for the 1980s.
- OSU jersey (#20) retired during 1996-97 season.
- Inducted into the Oregon State University Athletic Hall of Fame in 1996.
- Named to Pac-10 Conference's inaugural Hall of Honor class in 2002.

OREGON STATE HIGHLIGHTS

- The Pac-12's all-time leader in assists (938) and steals (321).
- Sixth all-time leading scorer in Pac-12 and all-time leader at Oregon State (2,172).
- His 58 points vs. USC on Feb. 22, 1990 set the Oregon State school record and is the third-most ever in Pac-12 history.
- Led Oregon State in scoring in 1988-89 (20.1) and 1989-90 (25.7).
- Ranks second for single-season scoring at Oregon State with 746 points in 1989-90 and seventh with 603 points in 1988-89.
- Finished his Oregon State career with 16 30+ scoring games.
- Led Oregon State in assists and steals all four seasons.
- Holds the top four spots on Oregon State's single-season assists list.
- Set the school record with 15 assists vs. Arizona State (Nov. 30, 1989).
- Holds or equals three of the top four single-season steals marks in Oregon State history.
- On Oregon State's all-time leaderboard, holds 10 career, seven single-season, six single-game and five consecutive-game records.
- Started every game during his four-year career.




OREGON STATE STATISTICS

YEAR	GP	GS	MIN	AVG	TOTAL			3-PTS			REBOUNDS				PF	FO	AST	TO	BLK	STL	PTS	AVG			
					FG	FGA	PCT	FG	FGA	PCT	FT	FTA	PCT	OFF									DEF	TOT	AVG
1986-87	30	30	1115	37.2	153	333	.459	13	35	.371	55	82	.671	27	93	120	4.0	98	3	229	93	20	58	374	12.5
1987-88	31	31	1178	38.0	180	368	.489	31	78	.397	58	83	.699	27	76	103	3.3	106	3	230	106	11	72	449	14.5
1988-89	30	30	1140	38.0	208	438	.475	82	213	.385	105	155	.677	34	88	122	4.1	108	3	244	91	17	91	603	20.1
1989-90	29	29	1095	37.8	288	571	.504	52	156	.333	118	171	.690	43	92	135	4.7	103	4	235	106	15	100	746	25.7
TOTAL	120	120	4528	37.7	829	1710	.485	178	482	.369	336	491	.684	131	349	480	4.0	415	13	938	396	63	321	2172	18.1

OREGON STATE ALL-TIME GREATS

BRENT BARRY

- A 6-foot-6 guard from Danville, Calif. (De La Salle HS).
- OSU HONORS: 1995 USBWA & NABC All-District and All-Pac-10 selection ... Two time Pac-10 Player of the Week ... Two-time Oregon State team MVP (1994 and 1995) ... Far West Classic MVP in 1993 ... Two-time Far West Classic All-Tournament selection ... A 1995 NABC All-Star.
- OSU HIGHLIGHTS: Currently 11th in scoring (1,304) and fourth in steals (199) on Oregon State's career lists ... Appears nine times on OSU's top 10 career records lists ... Tied the OSU record with eight steals vs. Arizona (Feb. 23, 1995) ... Scored a career-high 34 points vs. California (March 4, 1995) ... Second in the Pac-10 for scoring in 1995 (21.0).




OREGON STATE STATISTICS

Year	GP	Pts	Avg	Rbs	Ast	Blk	Stl
1991-92	31	161	5.2	47	70	11	30
1992-93	23	165	7.2	49	83	21	33
1993-94	27	411	15.2	141	94	23	64
1994-95	27	567	21.0	159	104	12	72
Career	108	1304	12.1	396	351	67	199

LEW BECK

- A 5-foot-10 guard from Pendleton, Ore. (Pendleton HS).
- OSU HONORS: 1947 All-American, All-Pacific Coast and All-Northern Division ... 1943 All-Northern Division first team and All-PCC second team ... Inducted into the State of Oregon Hall of Fame (1981) and the OSU Athletic Hall of Fame (1988).
- OSU HIGHLIGHTS: At the time of his graduation, he was the school's second-leading all-time scorer (820 points) ... Led Oregon State to its first NCAA Tournament in 1947 ... Scored 20 points in NCAA Tournament games vs. Oklahoma and Wyoming ... Oregon State won the Pacific Coast Conference title in 1947 ... The team won 65 games during his tenure, including a 28-5 campaign in 1947 ... Beck helped the 1947 team win all four games vs. Oregon ... The 1947 team was the first Oregon State squad to travel by plane.




OREGON STATE STATISTICS

Year	GP	Pts	Avg	Rbs	Ast	Blk	Stl
1941-42	27	172	6.4	—	—	—	—
1942-43	28	290	10.4	—	—	—	—
1946-47	30	358	11.9	—	—	—	—
Career	85	820	9.6	—	—	—	—

RAY BLUME

- A 6-foot-4 guard from Portland, Ore. (Parkrose HS).
- OSU HONORS: A 1979-80 All-American ... Made the All-Pac-10 first team in 1980 and 1981 ... Made the 1979 Far West Classic All-Tournament team ... Inducted into the OSU Athletic Hall of Fame (2004).
- OSU HIGHLIGHTS: Ended his career fifth all-time in scoring at OSU (1,288 points, now 12th) ... Ranks third at OSU in total steals (205) and fourth in steals per game (1.85) ... Seventh all-time at OSU in field goal percentage (.539) ... Led the team in minutes played each of his last three years ... Member of the 1980-81 team that ranked No. 1 in the country.



OREGON STATE STATISTICS

Year	GP	Pts	Avg	Rbs	Ast	Blk	Stl
1977-78	25	155	6.2	45	26	2	26
1978-79	28	376	13.4	73	95	1	63
1980-81	30	463	15.4	86	136	1	66
1981-82	28	294	10.5	79	101	1	50
Career	111	1288	11.6	283	358	5	205

FREDDIE BOYD

- A 6-foot-2 guard from Bakersfield, Calif. (East Bakersfield HS).
- OSU HONORS: All-American, All-Pacific Coast and All-Pac-8 in 1972 ... Two-time team MVP (1971 and 1972) ... MVP of the 1970 and 1971 Far West Classics ... Played in the 1972 NABC All-Star Game ... Inducted into the OSU Athletic Hall of Fame (1992).
- OSU HIGHLIGHTS: Led the team in scoring and assists two years in a row ... Had 17.8 ppg and 6.8 apg in 1970-71 and 19.8 ppg and 6.6 apg in 1971-72 ... At the end of his career, ranked fourth on OSU's career scoring chart (1,221 points, now 18th) ... On OSU's career charts, ranks second in assists per game (6.70) ... Ranks fifth and sixth in school history for single-season assists ... Scored a career-high 37 points against top-ranked UCLA in 1972.




OREGON STATE STATISTICS

Year	GP	Pts	Avg	Rbs	Ast	Blk	Stl
1969-70	26	203	7.8	63	—	—	—
1970-71	26	464	17.8	73	177	—	—
1971-72	28	554	19.8	76	185	—	—
Career	80	1221	15.3	212	362	—	—

LESTER CONNER

- A 6-foot-4 guard/forward from Oakland, Calif. (Fremont HS/Chabot CC).
- OSU HONORS: 1982 All-American, Pac-10 MVP, All-Pac-10 and team MVP ... Two-time Pac-10 Player of the Week in 1982 ... Named to the Pac-10 All-Newcomer team in 1981 ... Inducted into the OSU Athletic Hall of Fame (1994).
- OSU HIGHLIGHTS: Led OSU to Pac-10 crowns in 1981 and 1982 and was a member of the #1-ranked team in the country in 1981 ... Set OSU's single-season record for steals with 91 (now tied for second) ... On OSU's career lists, ranks second in steals per game (2.47) and fifth in assists per game (4.55) ... Had an OSU-record seven steals in four different games (since broken) ... Was OSU's leading scorer in 1981-82 (14.9 ppg).




OREGON STATE STATISTICS

Year	GP	Pts	Avg	Rbs	Ast	Blk	Stl
1980-81	28	197	7.0	119	111	9	52
1981-82	30	448	14.9	163	153	4	91
Career	58	645	11.1	282	264	13	143

MEL COUNTS

- A 7-foot center from Coos Bay, Ore. (Marshfield HS).
- OSU HONORS: 1964 All-American second team ... 1963 Helms Foundation and Converse All-American ... Two-time MVP of the Far West Classic ... MVP of the 1963 NCAA West Regional ... OSU jersey (#21) retired during 1996-97 season ... Inducted into the OSU Athletic Hall of Fame (1988), the State of Oregon Hall of Fame (1982) and the Pac-10 Hall of Honor (2004).
- OSU HIGHLIGHTS: Pac-12's all-time leader for rebounds (1,375), and ranks third in career scoring average (22.2) and rebounding average (15.4) ... He is OSU's career leader in all three categories ... His 26.7 scoring average in 1963-64 is the school record and the second-highest in Pac-12 history ... Set OSU's career scoring record (1,973 points) and now stands third.




OREGON STATE STATISTICS

Year	GP	Pts	Avg	Rbs	Ast	Blk	Stl
1961-62	29	537	18.5	401	—	—	—
1962-63	31	661	21.3	485	—	—	—
1963-64	29	775	26.7	489	—	—	—
Career	89	1973	22.2	1375	—	—	—

CLIFF CRANDALL

- A 6-foot-2 guard/forward from Astoria, Ore. (Astoria HS).
- OSU HONORS: OSU's first two-time All-American ... All-American, All-Pacific Coast Conference and All-Northern Division in 1948 and 1949 ... Inducted into the State of Oregon Hall of Fame (1981) and the OSU Athletic Hall of Fame (1990).
- OSU HIGHLIGHTS: The first OSU player to score more than 1,000 points in a career (1,248) ... Led Oregon State to its first Final Four in 1949 ... Helped the program to the 1947 and 1949 Pacific Coast Conference titles ... Set the school record for most points in one season with 435 as a senior (since broken) ... Scored 29 points in one game vs. Oregon, the most at the time by an Oregon State player vs. the Ducks ... Scored 30 points vs. California as a junior, the most that season.




OREGON STATE STATISTICS

Year	GP	Pts	Avg	Rbs	Ast	Blk	Stl
1945-46	24	120	5.0	—	—	—	—
1946-47	33	308	9.3	—	—	—	—
1947-48	33	385	11.7	—	—	—	—
1948-49	36	435	12.1	—	—	—	—
Career	126	1248	9.9	—	—	—	—

DAVE GAMBEE

- A 6-foot-7 forward from Corvallis, Ore. (Corvallis HS).
- OSU HONORS: 1957 and 1958 All-American and All-Pacific Coast Conference ... 1957 Far West Classic MVP and made the 1956 all-tournament team ... Inducted into the State of Oregon Hall of Fame (1980) and OSU Athletic Hall of Fame (1991) ... Named to Pac-10 Hall of Honor in 2010.
- OSU HIGHLIGHTS: Held OSU's career record with 1,468 points (now stands in sixth) ... His 18.8 career scoring average ranks fourth all-time at OSU ... Ranks third all-time at OSU in career rebounds (828) and rebounding average (10.6) ... Scored a career-high 35 points in the 1957 Far West Classic game against Yale ... Five 30-plus scoring games for his career ... Recorded a career-high 23 rebounds on Dec. 21, 1955 vs. Northwestern.




OREGON STATE STATISTICS

Year	GP	Pts	Avg	Rbs	Ast	Blk	Stl
1955-56	26	467	18.0	270	—	—	—
1956-57	26	525	20.2	273	—	—	—
1957-58	26	476	18.3	285	—	—	—
Career	78	1468	18.8	828	—	—	—

BUCK GRAYSON

- A guard from Portland, Ore. (Jefferson HS).
- OSU HONORS: A 1930 All-American ... Also named to the All-Northern Division second team in 1930 ... Inducted into the State of Oregon Hall of Fame (1983).
- OSU HIGHLIGHTS: His first season coincided with Slats Gill's first season as head coach ... Scored 18 points in a game against Stanford in 1929-30, the most by any player that season ... Known for being a left-handed sharpshooter ... OSU went 45-30 and had winning seasons in each of his three years ... A team co-captain as a senior.




OREGON STATE STATISTICS

Year	GP	Pts	Avg	Rbs	Ast	Blk	Stl
1928-29	—	71	—	—	—	—	—
1929-30	—	166	—	—	—	—	—
1930-31	—	109	—	—	—	—	—
Career	—	346	—	—	—	—	—

A.C. GREEN

- A 6-foot-9 forward from Portland, Ore. (Benson Tech).
- OSU HONORS: 1985 All-American third team selection and Region 8 Player of the Year ... 1984 All-American honorable mention and Pac-10 Player of the Year ... Three-time All-Pac-10 selection (1983, '84, '85) ... 1984 Far West Classic MVP and three-time member of all-tournament team ... Four-time Pac-10 Player of the Week ... OSU jersey (#45) retired during 1996-97 season ... Inducted into the OSU Athletic Hall of Fame (1996) and State of Oregon Hall of Fame (2003) ... Named to Pac-12 Hall of Honor in 2012.
- OSU HIGHLIGHTS: Fourth in the nation for field goal percentage (.657) in 1983-84 ... On OSU's career lists, ranks fourth in scoring (1,694 points), second in rebounds (880) and third in field-goal percentage (.602).




OREGON STATE STATISTICS

Year	GP	Pts	Avg	Rbs	Ast	Blk	Stl
1981-82	30	259	8.6	158	32	7	27
1982-83	31	435	14.0	235	53	11	27
1983-84	23	409	17.8	201	38	2	26
1984-85	31	591	19.1	286	62	18	43
Career	115	1694	14.7	880	185	38	123

LEE HARMAN

- A 6-foot guard from Los Angeles, Calif. (University HS)
- OSU HONORS: A 1959 All-American second team selection by the Helms Foundation ... Also made the All-Pacific Coast Conference first team in 1959 ... The 1958 Far West Classic MVP and an all-tournament team selection in 1957 ... Inducted into the OSU Athletic Hall of Fame (1991).
- OSU HIGHLIGHTS: The 1957-58 Beavers shared the PCC regular season title ... Led the team in scoring as a senior (15.6 ppg) ... Twice scored a career-high 33 points as a senior, against Iowa and Idaho ... The team captain in 1958-59.
- POST-BASKETBALL: Became one of Hollywood's leading makeup artists.




OREGON STATE STATISTICS

Year	GP	Pts	Avg	Rbs	Ast	Blk	Stl
1956-57	26	102	3.9	111	—	—	—
1957-58	23	174	7.6	145	—	—	—
1958-59	24	374	15.6	188	—	—	—
Career	73	650	8.9	444	—	—	—

SCOTT HASKIN

- A 6-foot-11 center from Beaumont, Calif. (Beaumont HS).
- OSU HONORS: A two-time All-Pac-10, USBWA and NABC All-District first team selection and team MVP (1992 and 1993) ... Three-time Pac-10 Player of the Week.
- OSU HIGHLIGHTS: OSU's career leader in blocked shots (172) ... Ranks second in blocked shots per game (1.55) ... Holds two of the top five single-season blocked shot marks ... On OSU's career records list, ranks 10th in career scoring (1,319 points), sixth in field goal percentage (.550) and eighth in rebounds (620) ... Led the Pac-10 in 1991-92 in field goal percentage at .612 (16th in the nation) ... Scored a career-high 33 points against USC on Feb. 25, 1992.



OREGON STATE STATISTICS

Year	GP	Pts	Avg	Rbs	Ast	Blk	Stl
1988-89	24	74	3.1	59	4	11	5
1989-90	29	237	8.2	140	19	42	10
1991-92	31	558	18.0	201	35	68	9
1992-93	27	450	16.7	220	19	51	15
Career	111	1319	11.9	620	77	172	39

JIM JARVIS

- A 6-foot guard from Roseburg, Ore. (Roseburg HS).
- OSU HONORS: A 1965 All-American, All-AAWU Conference and team MVP ... An NABC All-Star Game participant in 1965 ... The 1964 Far West Classic MVP and a 1963 all-tournament selection ... Inducted into the State of Oregon Hall of Fame (1987) and OSU Athletic Hall of Fame (1991).
- OSU HIGHLIGHTS: Helped Oregon State to the 1963 Final Four and 1964 NCAA Tournament ... Ended his career fourth on OSU's all-time scoring list (1,142 points, now 24th) ... Color analyst on Oregon State basketball cable broadcasts in the early '90s.




OREGON STATE STATISTICS

Year	GP	Pts	Avg	Rbs	Ast	Blk	Stl
1962-63	31	191	6.2	94	—	—	—
1963-64	29	403	13.9	95	—	—	—
1964-65	26	548	21.1	112	—	—	—
Career	86	1142	13.3	301	—	—	—

STEVE JOHNSON

- A 6-foot-10 center from San Bernardino, Calif. (San Geronio HS).
- OSU HONORS: A 1981 consensus All-American and Pac-10 Player of the Year ... Three-time All-Pac-10 selection ... OSU jersey (#33) retired during 1996-97 season ... Inducted into the OSU Athletic Hall of Fame (1993), State of Oregon Hall of Fame (1995) and Pac-10 Hall of Honor (2007).
- OSU HIGHLIGHTS: His .678 career field goal percentage ranks first all-time in the NCAA ... His field goal percentages of .746 in 1980-81 and .710 in 1979-80 led the nation and still rank first and fourth in NCAA single-season history ... Set Pac-10 record for single-game field goal percentage, going 13-for-13 on Dec. 5, 1979 at Hawaii-Hilo ... Led the Pac-10 in field goal percentage all four years ... Ranks 13th in the Pac-12 and second at OSU in career points with 2,035.




OREGON STATE STATISTICS

Year	GP	Pts	Avg	Rbs	Ast	Blk	Stl
1976-77	28	379	13.5	156	9	0	0
1977-78	3	60	20.0	29	0	1	1
1978-79	27	498	18.4	178	35	42	23
1979-80	30	509	17.0	207	47	30	17
1980-81	28	589	21.0	215	50	41	10
Career	116	2035	17.5	785	141	114	51

ED LEWIS

- A 6-foot-5 center from Portland, Ore. (Washington HS).
- OSU HONORS: Named a 1933 All-American, All-Pacific Coast Conference and All-Northern Division ... The Oregon Journal named him the top player in the Northwest between 1900-1950 ... His OSU jersey number (#25) has been retired ... Oregon State's team leadership award is named after him ... Inducted into the State of Oregon Hall of Fame (1980), the OSU Athletic Hall of Fame (1988) and the Pac-10 Hall of Honor (2005).
- OSU HIGHLIGHTS: Helped Oregon State to the 1933 Pacific Coast title ... Led the team in scoring as a senior (282 points) ... Scored 11 or more points 14 times as a senior ... Scored a career-high 18 points against Washington in 1932 ... The team swept Oregon in a four-game series in 1932-33 ... Team captain as a senior.




OREGON STATE STATISTICS

Year	GP	Pts	Avg	Rbs	Ast	Blk	Stl
1930-31	—	123	—	—	—	—	—
1931-32	—	123	—	—	—	—	—
1932-33	27	282	10.4	—	—	—	—
Career	—	528	—	—	—	—	—

JOHN MANDIC

- A 6-foot-4 center from Los Angeles, Calif. (Roosevelt HS).
- OSU HONORS: A 1942 All-American ... A two-time All-Pacific Coast Conference and All-Northern Division selection (1941 and 1942) ... Inducted into the State of Oregon Hall of Fame (1982) and OSU Athletic Hall of Fame (1991).
- OSU HIGHLIGHTS: Led Oregon State to the 1942 PCC title ... Was the school's all-time leading scorer at the end of his career with 808 points ... Led the team in scoring each of his three years ... Scored a career-high 21 points against Idaho in 1942 ... Hit a game-winning shot with six seconds left to beat Oregon in 1942 (27-26) ... Oregon State won 64 games during his tenure ... He and his brother Frank, also a three-year letterman, played on the 1939-40 club together.




OREGON STATE STATISTICS

Year	GP	Pts	Avg	Rbs	Ast	Blk	Stl
1939-40	37	285	7.7	—	—	—	—
1940-41	28	264	9.4	—	—	—	—
1941-42	26	259	10.0	—	—	—	—
Career	91	808	8.9	—	—	—	—

JOSE ORTIZ

- A 6-foot-10 center from Cayey, Puerto Rico (Benjamin Harrison HS).
- OSU HONORS: A 1987 All-American, Pac-10 Player of the Year and team MVP ... Named All-Pac-10 first team both years ... Made the 1985 Far West Classic all-tournament team ... A three-time Pac-10 Player of the Week ... A 1987 NABC All-Star.
- OSU HIGHLIGHTS: Averaged 19.8 points per game in his two-year career, which is third on OSU's all-time list ... Also ranks third in blocked shots per game (1.40), fifth in field goal percentage (.557) and fifth in rebound average (8.7) on OSU's career charts ... His 1986-87 season ranks third on OSU's single-season scoring list (668 points) and points per game chart (22.3) ... Had five 30-plus scoring games, including a career-high 38 against San Jose State on Dec. 29, 1986 ... Grabbed a career-high 18 rebounds in a win at UCLA in 1986.




OREGON STATE STATISTICS

Year	GP	Pts	Avg	Rbs	Ast	Blk	Stl
1985-86	22	361	16.4	188	28	32	14
1986-87	30	668	22.3	262	49	41	35
Career	52	1029	19.8	450	77	73	49

WALLY PALMBERG

- A 5-foot-11 forward from Portland, Ore. (Astoria HS).
- OSU HONORS: A 1936 All-American ... A two-time All-Northern Division first team selection (1935 and 1936) ... Made the All-Pacific Coast Conference first team in 1936 and the second team in 1935 ... Inducted into the State of Oregon Hall of Fame (1981) and the OSU Athletic Hall of Fame (1991).
- OSU HIGHLIGHTS: Led the team in scoring as a senior (277 points, 11.1 average) ... Set a Northern Division record with 187 points in conference play in 1936 ... Helped team to the 1935 PCC Playoffs.
- COACHING: Led Astoria (Ore.) High School to state titles as a coach in 1941 and 1942 ... Wrote a book titled "Toward One Flag 1865-1943, A History of Lower Columbia Athletics" ... Coached at Oregon Tech when it was a two-year school for seven seasons (1955 to 1961) and won three league titles.




OREGON STATE STATISTICS

Year	GP	Pts	Avg	Rbs	Ast	Blk	Stl
1933-34	—	25	—	—	—	—	—
1934-35	28	180	6.4	—	—	—	—
1935-36	25	277	11.1	—	—	—	—
Career	—	482	—	—	—	—	—

MARK RADFORD

- A 6-foot-4 guard from Portland, Ore. (Grant HS).
- OSU HONORS: An All-Pac-10 selection in 1981 ... Member of 1980-81 team that was inducted into the State of Oregon Hall of Fame in 1996 and the OSU Athletic Hall of Fame in 2006.




- OSU HIGHLIGHTS: Helped Oregon State to Pac-10 titles and NCAA Tournament trips in 1980 and 1981 ... Currently ninth in scoring (1,390), sixth in field goals made (549), seventh in assists (401) and fifth in steals (184) on Oregon State's career lists ... Had a career-high 61 steals in 1980-81, the fifth-most by a senior in Oregon State history.

OREGON STATE STATISTICS

Year	GP	Pts	Avg	Rbs	Ast	Blk	Stl
1977-78	27	286	10.6	56	97	1	30
1978-79	28	383	13.7	87	112	4	34
1979-80	30	358	11.9	75	100	2	59
1980-81	28	363	13.0	61	92	1	61
Career	113	1390	12.3	279	401	8	184

“RED” ROCHA

- A 6-foot-8 center from Honolulu, Hawaii (Hilo HS).
- OSU HONORS: A 1947 All-American ... A three-time All-Pacific Coast Conference and All-Northern Division first team selection ... Inducted into the State of Oregon Hall of Fame (1980) and the OSU Athletic Hall of Fame (1990) ... Named to Pac-10 Hall of Honor in 2008.
- OSU HIGHLIGHTS: Helped Oregon State to the 1947 NCAA Tournament ... At the time of his graduation, led OSU in career scoring (911 points).
- COACHING: Head coach of NBA's Detroit Pistons for three seasons, and named The Sporting News Coach of the Year twice ... Former head coach at the University of Hawaii ... Director of the Aloha/Japan Classic (for college seniors) for more than two decades ... Member of the Hawaii Sports Hall of Fame.




OREGON STATE STATISTICS

Year	GP	Pts	Avg	Rbs	Ast	Blk	Stl
1944-45	16	225	14.1	—	—	—	—
1945-46	24	289	12.0	—	—	—	—
1946-47	33	397	12.0	—	—	—	—
Career	73	911	12.5	—	—	—	—

CHARLIE SITTON

- A 6-foot-8 forward from McMinnville, Ore. (McMinnville HS).
- OSU HONORS: A two-time All-American (1983 and 1984) ... A three-time All-Pac-10 (1982, '83, '84) selection ... Runner-up for 1983 Pac-10 MVP ... Named to the 1981 All-Pac-10 Freshman Team ... A three-time All-Far West Classic honoree, including 82 MVP ... The 1983 team MVP ... Inducted into the State of Oregon Hall of Fame (1997) and the OSU Athletic Hall of Fame (1997) ... Named to Pac-12 Hall of Honor in 2013.
- OSU HIGHLIGHTS: Helped OSU to the #1 national ranking as a freshman ... OSU was 93-25 (.788) during the Sitton era, appearing in the NCAA Tournament three times and once in the NIT ... Scored a career-high 32 points against both Bradley and Oregon in 1983 ... Fifth-leading scorer in OSU history with 1,561 points ... Also ranks fourth all-time in field goal percentage (.575).



OREGON STATE STATISTICS

Year	GP	Pts	Avg	Rbs	Ast	Blk	Stl
1980-81	28	179	6.4	92	66	13	14
1981-82	30	386	12.9	129	65	17	26
1982-83	30	563	18.8	157	58	10	32
1983-84	29	433	14.9	124	63	20	15
Career	117	1561	13.3	502	252	60	87

TRES TINKLE

- A 6-foot-7 forward from Missoula Mont. (Hellgate HS)
- OSU HONORS: A two-time NABC and USBWA All-District selection (2019, '20) ... Three-time All-Pac-12 First Team honoree (2018, '19, '20) ... Four-time Pac-12 Player of the Week.
- OSU HIGHLIGHTS: Finished his Oregon State career first all-time in scoring (2,233), seventh in scoring average (17.7), third in field goals made (739), tied for second in 3-pointers made (185), first in free throws made (570), second in rebounding (882), tied for eighth in assists (374), fifth in steals (196) and sixth in double-doubles (27) ... Helped lead the Beavers to the NCAA Tournament as a freshman in 2016, their first trip to March Madness since 1990.




OREGON STATE STATISTICS

Year	GP	Pts	Avg	Rbs	Ast	Blk	Stl
2015-16	27	353	13.1	146	30	14	32
2016-17	6	121	20.2	50	14	5	13
2017-18	32	563	17.6	231	117	18	45
2018-19	30	624	20.8	243	115	16	52
2019-20	31	572	18.5	212	98	16	54
Career	117	2233	17.7	882	374	69	196

PAUL VALENTI

- A forward from Mill Valley, Calif. (Tamalpais HS).
- OSU HONORS: The OSU team award for the player that exhibits the greatest desire and determination is named after him ... Inducted into the State of Oregon Hall of Fame (1982) and OSU Athletic Hall of Fame (1990) ... Named to Pac-10 Hall of Honor in 2009.
- OSU PLAYING HIGHLIGHTS: The Beavers went 64-29 in his three years on the varsity and won the Northern Division crown twice ... Led the 1939 undefeated freshman team in scoring.
- OSU COACHING HIGHLIGHTS: After serving in the Navy during World War II, returned to OSU ... Was assistant coach for 19 years before becoming head coach ... Had a 91-82 record in six seasons ... In his second season, Beavers went 21-7, won the AAWU with a 12-2 record and advanced to the NCAA West Regional final ... Named UPI West Coast Coach of the Year ... Also coached baseball and tennis ... Also served as an associate athletic director.




OREGON STATE STATISTICS

Year	GP	Pts	Avg	Rbs	Ast	Blk	Stl
1939-40	—	231	—	—	—	—	—
1940-41	—	167	—	—	—	—	—
1941-42	—	181	—	—	—	—	—
Career	—	579	—	—	—	—	—

CHARLIE WHITE

- A 6-foot-4 forward from Detroit, Mich. (Monterey JC).
- OSU HONORS: A 1966 Converse All-American ... Also made the 1966 All-AAWU first team and was the team MVP ... Inducted into the OSU Athletic Hall of Fame (1991) ... Named to Pac-10 Hall of Honor in 2011.
- OSU HIGHLIGHTS: Helped OSU end UCLA's long streak of conference championships as the Beavers won the 1966 AAWU crown ... The 1966 Beavers led the country in scoring defense ... Led the squad in rebounding his first season (7.0 rpg) ... Scored a career-high 26 points against Washington on Jan. 15, 1966.



OREGON STATE STATISTICS

Year	GP	Pts	Avg	Rbs	Ast	Blk	Stl
1964-65	26	250	9.6	183	—	—	—
1965-66	28	326	11.6	184	—	—	—
Career	54	576	10.7	367	—	—	—

ALL-TIME PLAYER LIST

A

Aase, Carl1927, 28, 29
 Akanno, Dexter 2022, 23
 Alatishe, Warith2021, 22
 Alibegovic, Teo1989, 90, 91
 Allen, Dwayne1977, 78, 79, 80
 Allen, Julius 1979
 Allord, Bob1955, 56, 57
 Andela, Rodrigue2021, 22, 23
 Anderson, Allen1944
 Anderson, Erland1943, 46, 47
 Anderson, Jim1957, 58, 59
 Anderson, Kareem1992, 93, 94
 Anderson, Karl1959, 60, 61
 Anderson, Karl1990, 91, 92
 Anderson, Van1986
 Arbelbide, Gary1969, 70, 71
 Arthur, Ernie1919, 20, 21

B

Bailey, Kingman1931
 Baker, Chai2015
 Baker, Lorry1925, 26
 Baker, Terry1961, 62, 63
 Bakke, Steve1974, 75, 76
 Ballard, Rod1929, 30, 31
 Ballentyne, Dick1948, 49, 50
 Barnes, Isaac2018, 19, 20
 Barry, Brent1992, 93, 94, 95
 Bartolome, Vic1968, 69, 70
 Barton, Challe2012, 13, 14
 Baxter, Lynn1962, 64
 Beck, Lew1942, 43, 47
 Benjamin, Corey1997, 98
 Benjamin, Sonny1995, 96, 97, 98
 Benner, Rex1962, 63, 64
 Benson, Cliff1907
 Berger, Seth2018
 Bergstrom, Bob1935, 36
 Berry, Rick1984
 Berry, Troy1987
 Bertrand, Bruce1968, 69, 70
 Bickerstaff, John-Blair1997, 98
 Bilodeau, Tyler2023
 Bilyeu, Hame1905, 06, 07
 Bissett, Lee1917, 18
 Bjornstad, Kyle2008, 09
 Blagg, Henry1915, 16, 17
 Blaser, Kye2019
 Blume, Ray1978, 79, 80, 81
 Boline, Jelani1994, 95
 Boswell, Bryan2015
 Boyd, Freddie1970, 71, 72
 Brandt, Angus2010, 11, 12, 13, 14
 Brantley, Will1988, 89, 90, 91
 Brew, William1980, 81, 82, 83
 Brooks, Russell1910
 Brown, Chris2011
 Brown, David1992, 93, 94
 Brown, George1924, 25
 Brown, Jerohn1994, 95
 Brown, Markee1996
 Brown, Stephane1994, 95
 Bruce, Derrick2016
 Brundage, Brian1987
 Brust, Dick1952
 Burdick, Burt1911, 12, 13
 Burr, Bill1926, 27, 28
 Burton, Joe2010, 11, 12, 13

C

Callahan, Ralph1929, 30
 Calloo, Maurice2021, 22
 Campbell, Alonzo1977, 78
 Campbell, BoBo1978
 Campbell, Tim1960, 62, 63
 Carey, Norm1947, 48
 Carter, Sean2008
 Carlile, Ray1965, 66
 Carroll, Gary1968, 69
 Carroll, Ralph1955, 56, 57
 Carty, Jay1960, 61, 62
 Casey, Brett2006
 Cate, Claude1902, 03, 04
 Cate, Grover1904, 05, 06, 07
 Catterall, James1948, 49
 Cave, Jim1972, 73
 Cavell, Bob1988, 89, 90, 91
 Cecil, Don1943
 Celestine, Allan1988, 89, 90, 91
 Centen, Peter1987
 Chatman, Canaan1992
 Childs, James1978
 Claitt, Rickey2008, 09
 Coates, Alton1904
 Cokley, Mike2000, 01, 02, 03
 Collier, Devon2011, 12, 13, 14
 Conkling, Earl1935, 36, 37
 Conner, Lester1981, 82
 Cooke, Hallice2014
 Cooper, Harry1910, 11, 12, 13
 Copple, Larry1958, 59
 Counts, Mel1962, 63, 64
 Crandall, Cliff1946, 47, 48, 49
 Crimins, Jerry1954, 56, 57
 Critchfield, Ron1959, 60
 Critser, Roy1958, 59
 Cudworth, Jeff1965, 67
 Cuic, Sasa2005, 06, 07
 Cunningham, Carson1997
 Cunningham, Jared2010, 11, 12

D

Dahlen, Matt2015, 16, 17
 Dale, Ethan1943
 Daniel, Roosevelt1975, 76
 Darling, Charles1913
 Dastrup, Payton2019, 20
 Davis, Dashawn2022
 Davis, Everett1932, 33
 Dean, Jay1954, 55
 Deane, Daniel2009, 10, 11
 Dement, Sam1940, 41, 42
 Derrah, Dean1983, 85
 Detour, Jack1950
 Dew, Keondre2016
 Dewey, George1913, 14, 15
 DeWitz, Nick2005, 06
 Diwok, Fred1925, 26
 Dodrill, Jeremiah1999
 Drager, Bob1929, 30, 31
 Drakeford, David1994
 Dreisewerd, Terry1964, 65
 Duffey, Tom1930
 Duistermars, Dean1967
 Durdan, Don1941, 42, 43
 Duvivier, Malcolm2014, 15, 16

E

Eaton, Scott1964, 65, 66
 Edmond, Jim1969
 Edwards, Bob1951, 52, 53
 Edwards, Bobby1994, 95, 96, 97
 Eikelman, John1919, 20
 Eilertson, Jack1924, 25
 Elseth, Ian2002
 Ericksen, Steve1972, 73, 74
 Erickson, Gary1971
 Esping, Ron1946
 Eubanks, Drew2016, 17, 18
 Euhus, Tim2000
 Evans, Danny1980, 81, 82, 83

F

Fagans, Ken1930, 31, 32
 Fearnely, Walt1922
 Field, Kevin2003, 04
 Finlay, John1943
 Fleming, Ed1949, 50
 Flowers, Darryl1983, 84, 85, 86
 Flynn, Steve1959, 60, 61
 Folen, Cliff1934, 35, 36
 Fontenet, Jason2005, 06
 Foster, Walt1907, 08
 Fox, Dave1964, 65, 66
 Franklin, Dwayne1994
 Franklin, Julien2020, 21
 Franz, Bob1966, 67, 68
 Fredenburg, Ed1965, 66, 67
 Fredericks, Bill1956
 Freeman, Gary1968, 69, 70
 Freeman, Shawn1987, 88
 French, Larry1965, 66, 67
 Fritz, Vince1967, 68, 70
 Fundingsland, Ron1952, 54, 55

G

Gambee, Dave1956, 57, 58
 Giles, C.J.2008
 Gill, Slats1922, 23, 24
 Giusti, Pat1984, 85
 Glanders, Tom1977, 78
 Glenzel, Eli2019
 Goble, Gary1957, 58, 59
 Goldmann, Earl1956
 Gomis, Daniel2014, 15, 16
 Gorbould, Bob1939
 Graap, Ray1925, 26, 27
 Grady, Ron1997, 98
 Grant, Kevin1988, 89, 90
 Grayson, Buck1929, 30, 31
 Green, A.C.1982, 83, 84, 85
 Greene, Nick1997, 98
 Gregg, Mark1975, 76
 Grossnicklaus, Dave1978, 79
 Gruwell, Dave1972
 Gunner, Harry1966, 67
 Gurley, Wayne1918, 20

H

Halbrook, Swede1954, 55
 Hales, Jeff1985, 86
 Hall, Don1941, 42
 Haller, Jeff1970, 71, 72
 Halligan, Reggie1953, 54, 55
 Hamilton, Roswell1909
 Hampton, Calvin2006, 07, 08, 09, 10

Hanchett, Jim 2004, 05
Harge, Joe 1987, 88, 89
Harman, Lee 1957, 58, 59
Harper, Bill 1949, 50, 51
Harris, Kevin 1990, 91, 92, 93
Harris, Mal 1937, 38, 39
Hart, Dean 1982
Harter, Grant 1962, 63
Hartung, Don 1927, 28
Haskin, Scott 1989, 90, 92, 93
Haynes, Calvin 2008, 09, 10, 11
Haynes, Gary 1956, 57, 58
Hayward, David 1961, 62, 63
Haywood, Jimmie 2000, 01, 02, 03
Hedgecock, AJ 2015
Heide, Jason 1998, 99, 00, 01
Hellwege, Lynn 1987, 88
Henjum, Mark 1972
Hennessey, Tim 1974, 75, 76
Henningsen, Ted 1945, 46
Heredia, Vladimir 1995
Hiatt, Dale 1944
Hibbard, George 1933, 34, 35
Hightower, Rod 1973
Hill, Fred 1933, 34, 35
Hilliard, Brian 1977, 78
Hinchen, Vince 1980
Hjelte, Marshall 1922, 23
Hobson, DyShawn 2022
Hoff, Mustapha 1993, 95
Holbrook, Rob 1979, 80, 81, 82
Hollins, Alfred 2018, 19, 20
Holman, Tommy 1943, 48, 49, 50
Hooks, Kenny 2004, 05
Horton, Merv 1908, 09, 10
Houck, Carlos 1951
Houston, Darrin 1984, 85, 86
Howard, Bob 1943
Hubbard, Clyde 1920, 21
Hughes, Liam 2005, 06, 07
Hunt, Gianni 2020, 21, 22
Hunter, Alex 1938, 39, 40
Hurd, Lamar 2003, 04, 05, 06

I

Ibekwe, KC 2023
Inglesby, Trent 1993, 94

J

Jackson, Brian 2000, 01, 02, 03
Jackson, Mario 1991, 92
Jacobson, Bob 1960, 61, 62
James, Clarence 1933
Janzik, John 1931
Jarboe, Johnny 1953, 54, 55
Jarvis, Jim 1963, 64, 65
Jeffers, Kyle 2004, 05, 06, 07
Jeffries, Howard 1943
Jernigan, Emonte 2001
Johns, Miles 1916
Johnson, Ernest 1959, 60, 61
Johnson, Isaiah 2021, 22
Johnson, Michael 2004, 05, 06, 07
Johnson, Omari 2008, 09, 10, 11
Johnson, Parrish 1984
Johnson, Phil 1996
Johnson, Rockne 1976
Johnson, Roger 1959
Johnson, Steve 1977, 78, 79, 80, 81
Johnston, Daniel 1951, 52, 53
Jones, Cliff 1973, 74
Jones, Clifton 1999, 00
Jones, Daniel 2011, 12, 13, 14

Jones, Marcel 2005, 06, 07, 08
Jones, Ron 1972, 73, 74
Jordan, Leon 1975, 76, 77
Jurgenson, Neal 1971, 72, 73

K

Kaska, Mark 1985, 86
Kebbe, Chester 1936, 37, 38
Keck, Mike 1971
Keck, Walter 1910, 11
Kelley, Kylor 2019, 20
Kidder, Wilbur 1934, 35, 36
Killum, Earnest 1992
Kincaid, Bob 1919
King, Billy 1913, 14, 15
King, Brian 1986
Kinney, Glen 1949, 50, 51
Kitt, Darrell 1975, 77
Klein, Chuck 1939
Knight, Nate 1997
Knox, Eric 1985, 87, 88, 89
Kolberg, Elmer 1937, 38
Koné, Ben 2017, 18
Krafve, Jerry 1946
Krass, Nick 2023
Kraus, Jim 1963, 64, 65
Krauss, John 1986
Kruger, Dutch 1918
Kruger, Merle 1938
Kuter, Jeff 1967, 68, 69

L

Labbart, Bob 1945
Lake, Josiah 1999, 00
Lankford, Raymond 1981, 82
Lankton, Steve 1981
Lawson, David 1992, 93
Lee, Fred 1944
Lee, Rickey 1975, 76, 77, 78
Lenchitsky, Carl 1932, 33, 34
Lewis, Ed 1931, 32, 33
Livesay, Dylan 2015
Low, Charles 1917
Lucas, David 2002, 03, 04, 05
Lucas, Jarod 2020, 21, 22
Lyman, Elwood 1923, 24
Lyman, Howard 1936, 37
Lyman, Richard 1930, 31, 35

M

MacDonald, Red 1932, 33, 34
Malone-Key, Xzavier 2022
Mandic, Frank 1938, 39, 40
Mandic, John 1940, 41, 42
Manker, Chris 2001
Markham, Mike 1967, 68, 69
Manuel, Kendal 2017, 18
Marial, Chol 2022, 23
Marshall, David 1916, 17
Marshall, Todd 1997, 98
Marshik, Frank 1944
Martin, Doug 1941, 42, 47
Martin, Earl 1986, 87, 88, 89, 90
Martin, Tony 1979, 80
Masten, Adam 1999, 00, 01, 02
Mathews, Tommy 1927, 28
Mattson, Claude 1911, 12
May, Tom 1912, 13, 14
McCart, Babe 1919, 20, 21
McClouskey, Andy 1978, 79, 80
McConnell, Joey 2006, 07, 08, 09
McGillis, Jack 2006, 07
McGrath, Bernie 1944, 45, 46

McIntosh, Lamont 1989, 90
McKinney, Charles 1990, 91, 92, 93
McLaughlin, JaQuori 2017
McMullen, Tommy 1923
McNutt, George 1941, 42
McShane, Bill 1978, 79, 80, 81
McShane, Kevin 2009, 10, 11, 12
Merrill, Howard 1930, 31, 32
Merryman, Art 1935, 36, 37
Miller, Paul 1973, 74, 75, 76
Miller, Ted 1957, 58, 59
Miller, Tyrone 1983, 84, 85, 86
Miller-Moore, Sean 2020
Mitchell, C.J. 2012, 13, 14
Mix, Ira 1914, 15, 16
Monroe, Norm 1961
Moore, David 1967, 68, 69
Moore, Harry 1908, 09
Moore, John 1945
Moore, Justin 1994, 96
Moore, Merrill 1902, 03, 04, 05
More, Bill 1967, 68, 69
Moreland, Eric 2011, 12, 13, 14
Morris-Walker, Langston 2013, 14, 15, 16
Moss, Wayne 1956, 57, 58
Mott, Andy 1983
Moye, Malinka 1995
Moyer, Michael 2013, 14
Muench, Doug 1982
Muhammad, Rahim 1996
Mulder, Jack 1940, 41, 42
Muller, Daine 2017
Murphy, Rhys 2011, 12

N

N'diaye, Cheikh 2014, 15, 16, 17
Nanson, Ken 1956, 57, 58
Nash, J.S. 2002, 03, 04, 05
Nau, Jim 1950, 51, 52
Neal, Charlie 1973, 74, 75
Neal, Darrell 1982
Neal, Ernie 1946
Neal, Jim 1971
Nelson, Roberto 2011, 12, 13, 14
Nickleberry, Billy 1970, 71, 72
Niles, Bob 1960
North III, Floyd 2002, 03

O

O'Bryan, Obie 1929
O'Connell, Skeet 1932, 33, 34
Olson, Moses 1999
Orr, Jack 1950, 51, 52
Ortiz, Jose 1986, 87
Oxsen, Doug 1973, 74, 75

P

Padgett, Jim 1950, 52
Palazzo, Felipe 2023
Paldanius, Ward 1948
Palmberg, Wally 1934, 35, 36
Parsons, Pete 1969
Patsel, Ralph 1952-53
Patterson, Bruce 1958, 60
Patton, John 1988
Paulus, Larry 1954, 55, 56
Pauly, Steve 1961, 62, 63
Payne, Bob 1950, 51
Payton, Brandon 2002
Payton, Gary 1987, 88, 89, 90
Payton II, Gary 2015, 16
Penilton, Dave 1977
Perkins, Tim 1969, 70, 71

Peters, Frank 1963, 64
 Petersen, Alex 1947, 48, 49
 Petersen, Eric 1994
 Petersen, Loy 1966, 67, 68
 Peterson, Brandon 1994
 Peterson, Scott 1999
 Petraitis, Ramunas 1999, 00
 Petrovic, Sasa 1996, 97, 98, 99
 Pflugrad, Roy 1938, 39
 Phelan, Bob 1970
 Phillips, Walter 1915, 17
 Phipps, Tom 1969, 71, 72
 Phoenix, DeLon 1991
 Pilkington, Bert 1903
 Pinkerton, Jim 1926
 Pino, Don 1957
 Plante, Rich 1973, 74
 Pope, Jordan 2023
 Porterfield, Ralph 1902
 Potter, Derek 2002, 03, 04, 05
 Potts, Joey 2020, 21
 Powers, Jullian 2012, 13
 Pryor, Sean 1996, 97
 Puddy, Hal 1944, 45
 Pugh, Hal 1909, 10

R

Radford, Mark 1978, 79, 80, 81
 Rakocevic, Gligorije 2016, 17, 18, 19
 Rand, Ahmad 2022
 Rataj, Michael 2023
 Ray, Howard 1916, 17, 18
 Reardon, Butts 1918, 19, 20
 Reed, Cliff 1910, 11
 Reed, Nollie 1906, 07
 Reed, Rick 1971, 72, 73
 Reichle, Zach 2018, 19, 20, 21
 Reid, Jarmal 2013, 14, 15, 16
 Reiman, Bob 1944
 Reinalda, Johan 1988, 89
 Remmers, Vic 2002, 03, 04, 05
 Reynolds, Skeet 1919, 20
 Ricci, Philip 2002, 03
 Richard, Chris 2010
 Richards, Lyle 1922
 Ridings, Red 1923, 24, 25
 Riggs, Jeff 1996, 97
 Rinearson, Len 1948, 49, 50
 Rinehart, Rinee 1903
 Rinehart, Earl 1903, 04, 05
 Ringmar, Henrik 1991
 Rissman, Bob 1937
 Robbins, Victor 2013, 14, 15
 Roberts, Jason 1996
 Robins, Ron 1952, 53, 54, 55
 Robinson, George 1918
 Rocha, Red 1945, 46, 47
 Rochelin, Justin 2023
 Rocklin, Tony 1994
 Roelandt, Frank 1947, 48
 Romano, Tony 1938, 39, 40
 Romanoff, Ted 1952, 53, 54
 Rooper, Henry 1907, 08
 Rose, Chris 1997
 Ross, Art 1921, 22
 Ross, Frank 1921
 Ross, Ray 1992
 Ross, Tony 1991
 Rossi, Gary 1961, 62, 63
 Roth, Alex 2014, 15
 Rothman, Randy 1964
 Rueppell, Chris 1990
 Runyon, Carl 1974, 75

Ryuny, Dzmitry 2023

S

Sample, Jarman 2002, 03
 Samuel, Don 1947, 48
 Sanders, Clem 1921
 Sanders, Tanner 2015, 17, 18
 Savory, Jack 1927, 28
 Schaftenaar, Olaf 2013, 14, 15, 16
 Schaftenaar, Roeland 2007, 08, 09, 10
 Schroeder, Arnold 1958
 Scott, Chad 1991, 92, 93
 See, Joe 2002
 Sertic, George 1944, 45
 Shadoin, Phil 1955
 Shaw, Clayton 1940, 41
 Shelton, Lonnie 1974, 75
 Sherwood, Bill 1987, 88
 Shirtcliff, Edward 1953
 Shontz, Gary 1971, 72, 73
 Shreeve, Orm 1927
 Sieberts, Adolph 1914, 15, 16, 17
 Silva, Roman 2020, 21, 22
 Silver, Morris 1947
 Silver, Tariq 2021
 Sim, Tim 1979
 Simms, Jack 1944, 45
 Sitton, Charlie 1981, 82, 83, 84
 Sledge, Jeff 1974
 Sliper, Paul 1948, 49, 51
 Smith, Bruce 1977
 Smith, Don 1974, 75, 76, 77
 Smith, Rocky 1976, 77
 Smith, Steve 1977, 78, 79
 Smith, Wylie 1964
 Smith, Xavier 2018
 Snyder, Ray 1949, 50
 Spires, Fred 1908, 09
 Spivey, Kevin 1984
 Stacy, Ronnie 2017, 18
 Stafford, Stan 1960, 61
 Stamps, Rex 1957
 Stangel, Jamie 1980, 82, 83, 84
 Stangel, Justin 2015, 16
 Starks, Ahmad 2011, 12, 13
 Starr, Brett 1981, 82, 83
 Steele, Carlos 1923, 24, 25
 Steintal, Josh 1999, 00, 01
 Steiwer, Karl 1902, 03, 04, 05
 Stel, Travis 1991
 Stephens, Chris 2003, 04, 05, 06
 Stephens, Steve 1995
 Stevens, Jayden 2023
 Stevens, Maurice 1964, 65
 Stewart, Brady 1969
 Stidham, Bill 1938, 39
 Stinson, Dick 1920, 21, 22
 Stitt, Don 1939, 40
 Stoddard, Pete 1924, 25
 Stokes, Pappy 1902, 03, 04, 05
 Storey, Ken 1948, 50
 Stoutt, Jeff 1978, 79, 80, 81
 Stovall, Michael 2008
 Strait, Dick 1945
 Strickland, Pat 1992, 93
 Sturner, David 2010
 Sugrue, Jim 1953
 Sutton, Bob 1955
 Svilar, Vojin 2007
 Swann, Skeeter 1904, 05, 06, 07

T

Tait, Alan 1981, 82, 83, 84

Taitt, Bill 1943
 Tanner, Deaundra 1998, 99, 00, 01
 Tarver, Josh 2007, 08, 09, 10
 Tarver, Seth 2007, 08, 09, 10
 Taylor Jr., Glenn 2022, 23
 Taylor, Merle 1933, 34, 35
 Thierry, Byron 1985
 Thioune, Ibou 1993
 Thomas, Terry 1931, 32
 Thomas, Todd 1985, 86, 87
 Thomason, Aaron 1996
 Thompson, Ethan 2018, 19, 20, 21
 Thompson Jr., Stephen 2016, 17, 18, 19
 Tinkle, Tres 2016, 17, 18, 19, 20
 Togia, Noah 2016
 Toole, Bill 1952, 53, 54, 55
 Torgerson, Ray 1962, 63
 Torrey, Dan 1947, 48, 49, 51
 Torson, Jim 1928, 29, 30
 Tsagarakis, Angelo 2004, 06, 07
 Tucker, Dearon 2020, 21
 Tucker, George 1974, 75, 76, 77
 Turina, Pat 1977, 78
 Tulley, Ted 1902
 Tuttle, Hub 1935, 36, 37
 Tuttle, Leighton 1958

V

Vaden, Jerome 1997, 98
 Valenti, Paul 1940, 41, 42
 Varnelli, Nello 1937, 38, 39
 Vance, Sal 2003
 Vannett, Ed 1944
 Verkerk, Jaap 1980
 Vernon, Antoine 2019, 20
 Vetter, J.D. 1993, 94, 95, 96
 Vlastelica, Tony 1953, 54, 55
 von Backstrom, George 1999, 00

W

Walker, Iyan 1996, 98, 99, 00
 Wallace, Lathen 2008, 09, 10, 11
 Walton, Ronnie 1998
 Warren, Glen 1942, 43, 46
 Warren, Stewart 1938
 Wascher, Frank 1928, 29
 Washington, Warren 2019
 Washington, Wesley 2006, 07
 Watt, Harvey 1949
 Weakley, Paul 1986
 Webber, Larry 1970, 71, 72
 Weide, Karl 1966, 67, 70
 Weisensee, Mark 1995
 West, Greg 1984
 West, Larry 1945
 Whelan, Rick 1964, 65, 66
 White, Charlie 1965, 66
 Whitehead, Sam 1971, 72, 73
 Whiteman, Tex 1952, 53, 54, 55
 Whitlock, Cotton 1929, 30
 Wilken, Gary 1966, 67, 68
 Wilkinson, Jerry 1976
 Williams, Rob 1995, 96
 Williams, Tre' 2022
 Wilson, Bushrod 1902
 Wilson, Dick 1955, 56
 Wilson, Jeff 1981, 82, 83
 Wiltjer, Greg 1982
 Wintermute, Ira 1937
 Wright, Christian 2023
 Wold, Bill 1960, 61

NBA DRAFT AND HONORS

NBA DRAFT REGISTER

YEAR	ROUND	OVERALL	PLAYER	TEAM
1947	2nd	12th	Red Rocha	Toronto
	—	—	John Mandic	Washington
1948	—	—	Norm Carey	Boston
	—	—	Cliff Crandall	Minneapolis
1951	3rd	30th	Bob Payne	Minneapolis
	8th	71st	Bill Harper	Baltimore
	10th	83rd	Dan Torrey	Baltimore
1955	—	—	Tony Vlastelica	Rochester
1956	4th	28th	Swede Halbrook	Syracuse
1958	1st	7th	Dave Gambee	St. Louis
1959	4th	31st	Lee Harman	St. Louis
1961	9th	80th	Karl Anderson	L.A. Lakers
1962	6th	48th	Jay Carty	St. Louis
1964	1st	9th	Mel Counts	Boston
1965	6th	48th	Jim Jarvis	San Francisco
1967	17th	162nd	Loy Petersen	Baltimore
1968	2nd	17th	Loy Petersen	Chicago
1969	9th	116th	Vince Fritz	Seattle
1970	1st	16th	Gary Freeman	Milwaukee
	6th	87th	Vic Bartolome	San Francisco
	17th	233rd	Vince Fritz	Baltimore
1972	1st	5th	Freddie Boyd	Philadelphia
1973	6th	89th	Neal Jurgenson	Portland
	10th	154th	Sam Whitehead	Portland
1974	10th	163rd	Ron Jones	Portland
1976	2nd	25th	Lonnie Shelton	New York
	4th	62nd	Paul Miller	Phoenix
1977	4th	84th	Rocky Smith	Houston
	7th	148th	Don Smith	Portland
1978	4th	71st	Rickey Lee	Indiana
1981	1st	7th	Steve Johnson	Kansas City
	2nd	36th	Ray Blume	Indiana
	3rd	53rd	Mark Radford	Seattle
1982	1st	14th	Lester Conner	Golden State
1983	7th	143rd	Danny Evans	San Diego
1984	2nd	38th	Charlie Sitton	Dallas
1985	1st	23rd	A.C. Green	L.A. Lakers
1986	7th	141st	Steve Woodside	Indiana
1987	1st	15th	Jose Ortiz	Utah
1990	1st	2nd	Gary Payton	Seattle
1993	1st	14th	Scott Haskin	Indiana
1995	1st	15th	Brent Barry	Denver
1998	1st	28th	Corey Benjamin	Chicago
2012	1st	24th	Jared Cunningham	Cleveland

ALL-NBA TEAMS

1993-94 — Gary Payton (third team)
 1994-95 — Gary Payton (second team)
 1995-96 — Gary Payton (second team)
 1996-97 — Gary Payton (second team)
 1997-98 — Gary Payton (first team)
 1998-99 — Gary Payton (second team)
 1999-00 — Gary Payton (first team)
 2000-01 — Gary Payton (third team)
 2001-02 — Gary Payton (second team)

ALL-ROOKIE TEAMS

1972-73 — Freddie Boyd (first team)
 1990-91 — Gary Payton (second team)
 1995-96 — Brent Barry (second team)

ALL-DEFENSIVE TEAMS

1988-89 — A.C. Green (second team)
 1993-94 — Gary Payton (first team)
 1994-95 — Gary Payton (first team)
 1995-96 — Gary Payton (Defensive Player of the Year, first team)
 1996-97 — Gary Payton (first team)
 1997-98 — Gary Payton (first team)
 1998-99 — Gary Payton (first team)
 1999-00 — Gary Payton (first team)
 2000-01 — Gary Payton (first team)
 2001-02 — Gary Payton (first team)

ALL-STAR GAME PARTICIPANTS

1951 — Red Rocha
 1952 — Red Rocha
 1982 — Lonnie Shelton
 1990 — A.C. Green
 1994 — Gary Payton
 1995 — Gary Payton
 1996 — Gary Payton
 1997 — Gary Payton
 1998 — Gary Payton
 2000 — Gary Payton
 2001 — Gary Payton
 2002 — Gary Payton
 2003 — Gary Payton


NBA FINALS PARTICIPANTS

1955 — Red Rocha, Syracuse Nationals (champions)
 1965 — Mel Counts, Boston Celtics (champions)
 1966 — Mel Counts, Boston Celtics (champions)
 1967 — Dave Gambee, Philadelphia 76ers (champions)
 1968 — Mel Counts, L.A. Lakers
 1969 — Jay Carty, L.A. Lakers
 1969 — Mel Counts, L.A. Lakers
 1970 — Mel Counts, L.A. Lakers
 1973 — Mel Counts, L.A. Lakers
 1979 — Lonnie Shelton, Seattle SuperSonics (champions)
 1987 — A.C. Green, L.A. Lakers (champions)
 1988 — A.C. Green, L.A. Lakers (champions)
 1989 — A.C. Green, L.A. Lakers
 1996 — Gary Payton, Seattle SuperSonics
 2000 — A.C. Green, L.A. Lakers (champions)
 2004 — Gary Payton, L.A. Lakers
 2005 — Brent Barry, San Antonio Spurs (champions)
 2006 — Gary Payton, Miami Heat (champions)
 2007 — Brent Barry, San Antonio Spurs (champions)
 2019 — Eric Moreland, Toronto Raptors (champions)
 2022 — Gary Payton II, Golden State Warriors (champions)

FORMER BEAVERS IN THE NBA & ABA

BRENT BARRY

Barry (1992-95) was the 15th overall pick in the 1995 NBA Draft and helped lead the San Antonio Spurs to the NBA Championship in 2005 and '07. He started in the same backcourt with Gary Payton on the Seattle SuperSonics for four seasons and had his best scoring season in 2001-02 with the Sonics when he averaged 14.4 points per game. He also played for the Los Angeles Clippers, Miami Heat, Chicago Bulls and Houston Rockets. He finished his 14-year NBA career with 1,395 three-pointers made, a free throw percentage of 82.3 percent and 8,488 points. He won the NBA Slam Dunk Contest in 1996.



VIC BARTOLOME

Bartolome (1968-70) was taken in the sixth round of the 1970 NBA Draft and played one season for the Golden State Warriors where he averaged 0.9 points and 1.6 rebounds per game.

COREY BENJAMIN

Benjamin (1997-98) was selected in the first round of the 1998 NBA Draft by the Chicago Bulls and played three seasons for the Bulls and one season for the Atlanta Hawks. He averaged 7.7 points for the Bulls in 1999-00 and played 153 career games.



RAY BLUME

Blume (1978-81) was taken in the second round of the 1981 NBA Draft and played one season for the Chicago Bulls where he played in 49 games and averaged 4.6 points per game.

FREDDIE BOYD

A former Oregon State player and assistant coach, Boyd (1970-72) was the fifth overall selection in the 1972 NBA Draft and played in the NBA for six seasons with the Philadelphia 76ers and New Orleans Jazz. He played all 82 games as a rookie when he averaged a career-best 10.5 points and was selected to the NBA All-Rookie First Team. He finished his career with 2,784 points and 986 assists in 327 games.



JAY CARTY

Carty (1960-62) was selected in the sixth round of the 1962 NBA Draft and played one season for a Los Angeles Lakers team that advanced to the NBA Finals. He averaged 2.7 points and 2.1 rebounds in 28 games that season.



LESTER CONNER

Conner (1981-82) was the 14th overall selection in the 1982 NBA Draft, the year after he was selected the Pac-10 Player of the Year. He played 12 seasons with the Golden State Warriors, Houston Rockets, New Jersey Nets, Milwaukee Bucks, Los Angeles Clippers, Indiana Pacers and Los Angeles Lakers and finished his career with 4,337 points, 2669 assists and 1,085 steals in 687 games.

MEL COUNTS


Counts (1962-64) was selected ninth overall in the 1964 NBA Draft by Boston and enjoyed a successful 12-year NBA career with the Celtics, Baltimore Bullets, Los Angeles Lakers, Phoenix Suns, Philadelphia 76ers and New Orleans Jazz. He appeared in the NBA Finals six times and won NBA titles with the Celtics in 1965 and '66. Counts played 789 games and scored 6,516 points and pulled down 4,756 rebounds in his NBA career.

GARY FREEMAN

Freeman (1968-70) was the 16th overall selection in the 1970 NBA Draft and played one season with the Milwaukee Bucks and Cleveland Cavaliers, averaging 3.2 points and 2.0 rebounds per game.

DAVE GAMBEE

Gambée (1956-58) was drafted seventh overall in the 1958 NBA Draft by the St. Louis Hawks and played 12 seasons in the NBA with the Hawks, Syracuse Nationals, Philadelphia 76ers, San Diego Rockets, Milwaukee Bucks, Detroit Pistons and San Francisco Warriors. He averaged double-figures in scoring seven seasons, including a career-high 16.7 points per game in 1961-62, and helped the 76ers win the NBA Championship in 1967.



A.C. GREEN

Known as the NBA's "Iron Man", Green (1982-85) played 1,192 consecutive NBA games, more than any player in NBA and ABA history. He played 1,278 out of 1,281 games in his career (99.8%) with the Los Angeles Lakers, Phoenix Suns, Dallas Mavericks and Miami Heat. Green was the 23rd overall selection in the 1985 NBA Draft by the Lakers and won three NBA Championships in his four trips during his time in Los Angeles. He finished his career with 12,331 points and 9,473 rebounds in 16 seasons, was named to the 1988-89 All-Defensive Second Team and played in the 1990 All-Star Game.

SWEDE HALBROOK

Halbrook (1954-55) played two seasons for the Syracuse Nationals after being drafted in the 1955 NBA Draft and scored 786 points and pulled down 949 rebounds.

SCOTT HASKIN


Haskin (1989-93) was the 14th overall selection in the 1993 NBA Draft and played one season with the Indiana Pacers where he scored 55 points and had 55 rebounds.

JIM JARVIS

Jarvis (1963-65) was selected in the sixth round in the 1965 NBA Draft by San Francisco and played two seasons in the ABA with the Pittsburgh Pipers, Los Angeles Stars and Minnesota Pipers.

STEVE JOHNSON

Johnson (1977-81) was the seventh overall selection in the 1981 NBA Draft by the Kansas City Kings and enjoyed 10 seasons in the NBA with the Kings, Chicago Bulls, San Antonio Spurs, Portland Trail Blazers, Minnesota Timberwolves, Seattle SuperSonics and Golden State Warriors. He played 626 career games and scored 7,345 points and had 3,450 rebounds.



JOHN MANDIC

Mandic (1940-42) was the first Oregon State player drafted when he was selected by the Washington Capitols in the 1947 Basketball Association of America (forerunner of the NBA) Draft. He played one season for the Indianapolis Jets and one season for the Capitols and Baltimore Bullets.

JOSE ORTIZ

Ortiz (1986-87) was the 15th overall selection in the 1987 NBA Draft by Utah and played two seasons with the Jazz where he played in 64 games and scored 183 points and pulled down 73 rebounds.



GARY PAYTON

One of the greatest point guards in NBA history, Payton (1987-90) is the highest Oregon State player ever drafted when he was taken second overall by Seattle in the 1990 NBA Draft. He earned the nickname "The Glove" as he was selected to the All-Defensive First Team nine times and was named Defensive Player of the Year in 1996. Payton was named to the All-NBA Team nine times, played in the NBA All-Star Game nine times and won an NBA Championship with the Miami Heat in 2006. He finished his career with 21,813 points and in the top-five in NBA history in assists (8,966) and steals (2,445) in 1,335 games. Payton was inducted into the Naismith Memorial Hall of Fame in 2013.

LOY PETERSEN

Petersen (1966-68) was selected in the 1967 NBA Draft by Baltimore and the 1968 NBA Draft by the Chicago Bulls where he played for two seasons and scored 199 points in 69 career games.

MARK RADFORD

Radford (1978-81) was selected in the third round of the 1981 NBA Draft by Seattle and played two seasons for the SuperSonics where he scored 347 points and dished out 161 assists in 97 career games.

RED ROCHA

Rocha (1945-47) was selected in the 1947 Basketball Association of America (forerunner of the NBA) Draft and played nine seasons with the St. Louis Hawks, Baltimore Bullets, Syracuse Nationals and Fort Wayne Pistons. He was selected to the 1951 and '52 NBA All-Star Game and won an NBA Title with the Nationals in 1955. Rocha scored 6,362 points and added 2,747 rebounds and 1,153 assists in 586 career games.

LONNIE SHELTON

Shelton (1974-75) was selected in the second round of the 1976 NBA Draft by the New York Knicks and played 10 seasons in the NBA for the Knicks, Seattle SuperSonics and Cleveland Cavaliers. He was selected to the 1982 NBA All-Star Game when he averaged a career-high 14.9 points per game and helped lead the Sonics to their only NBA Championship in franchise history in 1979. Shelton finished his career with 8,049 points and 4,136 rebounds in 673 games.



CHARLIE SITTON

Sitton (1981-84) was selected in the second round of the 1984 NBA Draft by Dallas and played one season for the Mavericks where he scored 91 points and pulled down 60 rebounds in 43 games.