



# STUDENT FACT SHEET

## 2022-2023

Cañada College is committed to being a preeminent institution of learning, renowned for its quality of academic life, its diverse culture and practice of personal support and development, extraordinary student success, and its dynamic, innovative programs that prepare students for universities, the modern workplace, and the global community. Located in the heart of the Silicon Valley, Cañada College offers hundreds of day, evening, and weekend courses.

### 4 Academic Divisions

- Business, Design, & Workforce
- Humanities & Social Sciences
- Kinesiology, Athletics, and Dance
- Science & Technology

**80** Degree Programs Offered

**48** Certificate Programs Offered

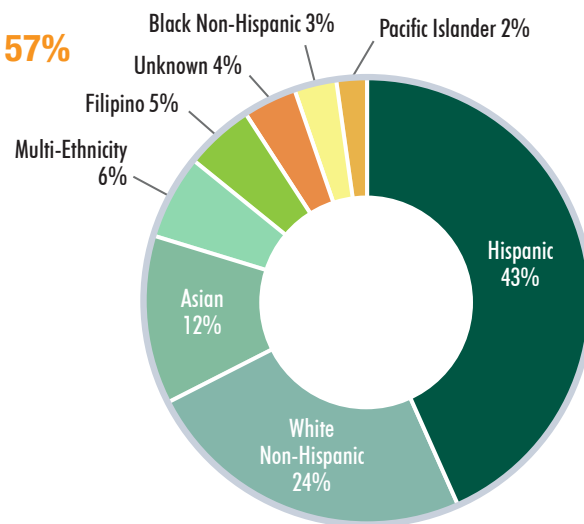
### FALL 2022 STUDENT PROFILE

#### GENDER

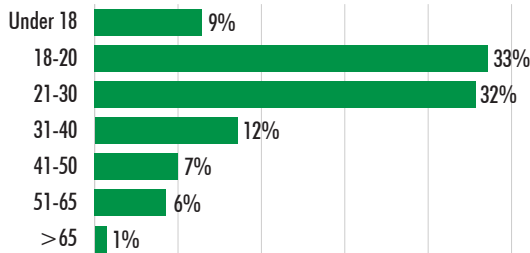


**Not Reported = 3%**

#### ETHNICITY



#### AGE




\*Source: SMCCD Data Warehouse

### FALL 2022 ENROLLMENT

#### FULL TIME STUDENTS



#### PART TIME STUDENTS



#### BY THE NUMBERS

<b>5,471</b>	Students
<b>773</b>	First-time Students
<b>149</b>	International Students
<b>99</b>	Middle College (Admitted)
<b>353</b>	Students with Disabilities
<b>144</b>	Veteran Students
<b>40</b>	Foster Youth Students



# STUDENT FACT SHEET

## 2022-2023



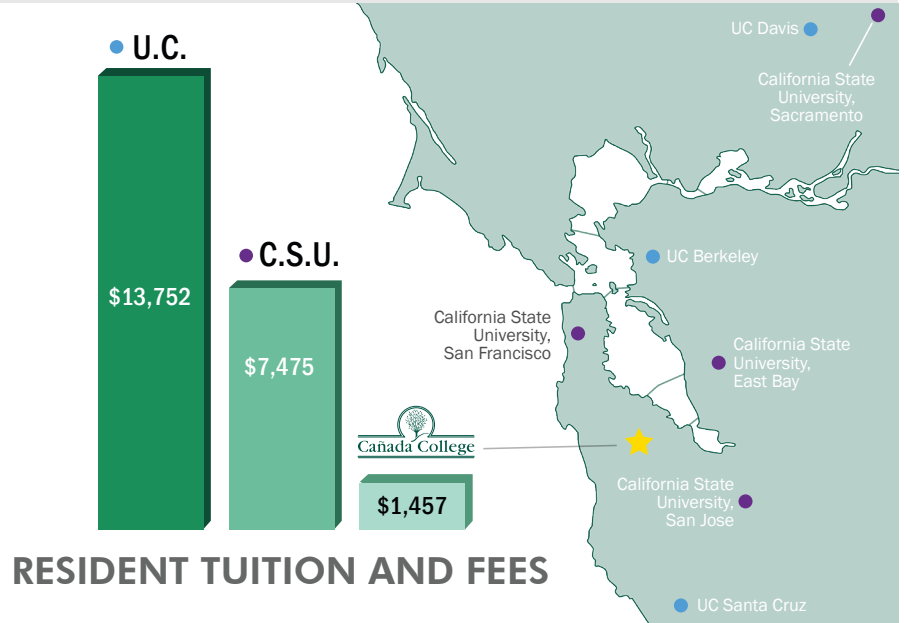
### OUR PROGRAMS AND TUITION AT A GLANCE

#### TOP 5 DEGREES IN 2022-23

1. Psychology for Transfer to CSU
2. Psychology for Transfer to UC
3. Allied Health
4. Business Administration for Transfer to UC
5. Interdisciplinary Studies: Social & Behavioral Sciences Cañada College Pattern

#### TOP 5 CERTIFICATES IN 2022-23

1. General Education for Transfer to CSU
2. Early Childhood Education
3. Preparation for Academic Scholarship & Success-PASS
4. General Education for Transfer to UC
5. Interior Design



### 2022-2023 ACHIEVEMENTS

 **519** Student Petitions for Degrees  
Awaiting auditing completion for number of awarded Degrees


 **218** Student Petitions for Certificates  
Awaiting auditing completion for number of awarded Certificates


 **\$6.07** million in Financial Aid Awarded

 **58%** of Students were Awarded Financial Aid

 **35%** 3 Years Graduation Rate  
\*All Graduation Rate Data from IPEDS

 **41%** 4 Years Graduation Rate  
\*All Graduation Rate Data from IPEDS

 **67%**  
of Students have Transfer Goals

 **50+**  
Student Support Services and Clubs

 **14:1**  
Student to Faculty Ratio