

The International MA Program in Conflict Resolution and Mediation

The Gershon H. Gordon
Faculty of Social Sciences
Tel Aviv University

Findings - The Peace Index – January 2024

We are happy to announce the launch of a new website for the Peace Index:

<https://en-social-sciences.tau.ac.il/peaceindex>

The Peace Index is conducted by Dr. Nimrod Rosler of The International Program in Conflict Resolution and Mediation of Tel Aviv University and Dr. Alon Yakter from the School of Political Science, Government and International Affairs, Tel Aviv University.


The survey was conducted in Hebrew and in Arabic by the iPanel research institute between 8 – 15 January, 2024 among 605 respondents: 502 Jewish respondents and 103 Arab respondents. Calculations were adjusted so that the respondents would constitute a representative national sample of the adult population aged 18 and above. Maximum sampling error: +/- 4.2%

1. What is your opinion regarding negotiations for peace between Israel and the Palestinian Authority?

	Jews		Arabs		Total	
	Frequency	Percent	Frequency	Percent	Frequency	Percent
Very much in favor	32	6.4%	52	50.5%	84	13.9%
Moderately in favor	102	20.3%	23	24.3%	127	21%
Moderately opposed	134	26.7%	7	6.8%	141	23.3%
Very much opposed	202	40.2%	5	4.9%	207	34.2%
Don't know	32	6.4%	14	13.6%	46	7.6%
Sum total	502	100%	103	100%	605	100%

2. Do you or do you not believe that negotiations between Israel and the Palestinian Authority will lead to peace between Israel and the Palestinians in the coming years?

	Jews		Arabs		Total	
	Frequency	Percent	Frequency	Percent	Frequency	Percent
Very much believe	10	2%	14	13.6%	24	4%



The International MA Program in Conflict Resolution and Mediation

The Gershon H. Gordon
Faculty of Social Sciences
Tel Aviv University


Moderately believe	35	7%	39	37.9%	74	12.2%
Moderately disbelieve	156	31.1%	21	20.4%	177	29%
Very much disbelieve	277	55.2%	13	12.6%	290	47.9%
Don't know	24	4.8%	16	15.5%	40	6.6%
Sum total	502	100%	103	100%	605	100%

3. In your opinion, what is the position among Jews (for Arabs) / Palestinians (for Jews) regarding peace negotiations between Israel and the Palestinian Authority?

	Jews		Arabs		Total	
	Frequency	Percent	Frequency	Percent	Frequency	Percent
Very much in favor	9	1.8%	4	3.9%	13	2.1
Moderately in favor	41	8.2%	21	20.4%	62	10.2
Moderately opposed	139	27.7%	36	35%	175	28.9%
Very much opposed	273	54.4%	21	20.4%	294	48.6%
Don't know	40	8%	21	20.4%	61	10.1%
Sum total	502	100%	103	100%	605	100%

4. In your opinion, do Jews (for Arabs) / Palestinians (for Jews) believe or disbelieve that negotiations between Israel and the Palestinian Authority will lead to peace between Israel and the Palestinians in the coming years?

	Jews		Arabs		Total	
	Frequency	Percent	Frequency	Percent	Frequency	Percent
Very much believe	3	0.6%	3	2.9%	6	1%
Moderately believe	26	5.2%	22	21.4%	48	7.9%
Moderately disbelieve	145	28.9%	33	32%	178	29.4%
Very much disbelieve	298	59.4%	25	24%	323	53.4%
Don't know	30	6%	20	19.4%	50	8.3%
Sum total	502	100%	103	100%	605	100%



The International MA Program in Conflict Resolution and Mediation

The Gershon H. Gordon
Faculty of Social Sciences
Tel Aviv University

5-6. Regarding each of the following solutions to the Israeli-Palestinian conflict, please state to what extent you support or oppose each of them.

The creation of an independent Palestinian state alongside the State of Israel


	Jews		Arabs		Total	
	Frequency	Percent	Frequency	Percent	Frequency	Percent
Very much support	24	4.8%	32	31.1%	56	9.3%
Moderately support	109	21.7%	37	35.9%	146	24.1%
Moderately oppose	82	16.3%	8	7.8%	90	14.9%
Very much oppose	251	50%	4	3.9%	255	42.1%
Don't know	36	7.2%	22	21.4%	58	9.6%
Sum total	502	100%	103	100%	605	100%

The creation of a binational state between the Jordan and the Mediterranean Sea with full and equal rights for Jews and Palestinians

	Jews		Arabs		Total	
	Frequency	Percent	Frequency	Percent	Frequency	Percent
Very much support	5	1%	17	16.5%	22	3.6%
Moderately support	24	4.8%	21	20.4%	45	7.4%
Moderately oppose	93	18.5%	22	21.4%	115	19%
Very much oppose	320	65.7%	16	15.5%	346	57.2%
Don't know	50	10%	27	26.2%	77	12.7%
Sum total	502	100%	103	100%	605	100%

Annexation of the occupied territories and the creation of one state under Israeli rule with limited rights for Palestinians.

	Jews		Arabs		%	
	Frequency	Percent	Frequency	Percent	Frequency	Percent
Very much in favor	70	13.9%	2	1.9%	72	11.9%



The International MA Program in Conflict Resolution and Mediation

The Gershon H. Gordon
Faculty of Social Sciences
Tel Aviv University


Moderately in favor	123	24.5%	6	5.8%	129	21.3%
Moderately opposed	105	20.9%	17	16.5%	122	20.2%
Very much opposed	163	32.5%	47	45.6%	210	34.7%
Don't know	41	8.2%	31	30.1%	72	11.9%
Sum total	502	100%	103	100%	605	100%

Continuing the existing situation

	Jews		Arabs		Total	
	Frequency	Percent	Frequency	Percent	Frequency	Percent
Very much in favor	16	3.2%	2	1.9%	18	3.2%
Moderately in favor	73	14.5%	12	11.7%	85	14.5%
Moderately opposed	155	30.9%	29	28.2%	184	30.9%
Very much opposed	206	41%	40	38.8%	246	41%
Don't know	52	10.4%	20	19.4%	72	10.4%
Sum total	502	100%	103	100%	605	100%

7. Which of these solutions do you believe has the best chance of being achieved in the foreseeable future?

	Jews		Arabs		Total	
	Frequency	Percent	Frequency	Percent	Frequency	Percent
Creation of an independent Palestinian state alongside Israel.	75	14.9%	34	33%	109	18%
Creation of a binational state between the Jordan and the sea with full and equal rights for Jews	11	2.2%	14	13.6%	25	4.1%



The International MA Program in Conflict Resolution and Mediation

The Gershon H. Gordon
Faculty of Social Sciences
Tel Aviv University


and Palestinians							
Annexation of the territories and the creation of one state under Israeli rule with limited rights to Palestinians	117	23.3%	4	3.9%	121	20%	
Continuing the existing situation	215	42.8%	29	28.2%	244	40.3%	
Don't know	84	16.7%	22	21.4%	106	17.5%	
Sum total	502	100%	103	100%	605	100%	

8. To what extent do you believe that continuing the conflict with the Palestinians harms or does not harm Israel?

	Jews		Arabs		Total	
	Frequency	Percent	Frequency	Percent	Frequency	Percent
Very greatly harms	276	55%	54	52.4%	330	54.5%
Harms	157	31.3%	26	25.2%	183	30.2%
Minimally harms	49	9.8%	8	7.8%	57	9.4%
Does not harm at all	10	2%	1	10%	11	1.8%
Don't know	10	2%	14	13.6%	24	4%
Sum total	502	100%	103	100%	605	100%

9. In your opinion, does or doesn't the government have clear objectives in the Swords of Iron War in Gaza.

	Jews		Arabs		Total	
	Frequency	Percent	Frequency	Percent	Frequency	Percent
The government's objectives are very clear.	88	17.5%	6	5.8%	94	15.5%



The International MA Program in Conflict Resolution and Mediation

The Gershon H. Gordon
Faculty of Social Sciences
Tel Aviv University

The government's objectives are rather clear.	142	28.3%	18	17.5%	160	26.4%
The objectives are not completely clear.	207	41.2%	31	30.1%	239	39.3%
The government's objectives are not at all clear.	54	10.8%	30	29.1%	84	13.9%
Don't know	11	2.2%	18	17.5%	29	4.8%
Sum total	502	100%	103	100%	605	100%

10. What should now be the most important objective of the government in the war?

	Jews		Arabs		Total	
	Frequency	Percent	Frequency	Percent	Frequency	Percent
The destruction of Hamas in Gaza in any way possible.	249	49.6%	11	10.7%	260	43%
Returning the hostages from Gaza in any way possible.	240	47.8%	68	66%	308	50.9%
Don't know	13	2.6%	24	23.3%	37	6.1%
Sum total	502	100%	103	100%	605	100%

11. How would you define the use of force by the IDF in the war in Gaza until now?

	Jews		Arabs		Total	
	Frequency	Percent	Frequency	Percent	Frequency	Percent
Appropriate use of force	255	50.8%	21	20.4%	276	45.6%
Use of too much force	16	3.2%	57	55.3%	73	12.1%
Use of too little force	218	43.4%	4	3.9%	222	36.7%
Don't know	13	2.6%	21	20.4%	34	5.6%
Sum total	502	100%	103	100%	605	100%



The International MA Program in Conflict Resolution and Mediation

The Gershon H. Gordon
Faculty of Social Sciences
Tel Aviv University

12. In your opinion, has the number of war casualties been justified or unjustified in order to achieve the war aims?

a. The number of casualties on the Palestinian side.


	Jews		Arabs		Total	
	Frequency	Percent	Frequency	Percent	Frequency	Percent
Completely justified	332	66.1%	6	5.8%	338	55.9%
Relatively justified	107	21.3%	7	6.8%	114	18.8%
Relatively unjustified	19	3.8%	10	9.7%	29	4.8%
Completely unjustified	12	2.4%	45	43.7%	57	9.4%
Don't know	32	6.4%	35	34%	67	11.1%
Sum total	502	100%	103	100%	605	100%

b. The number of casualties on the Israeli side

	Jews		Arabs		Total	
	Frequency	Percent	Frequency	Percent	Frequency	Percent
Completely justified	37	7.4%	5	4.9%	42	6.9%
Relatively justified	100	19.9%	12	11.7%	112	18.5%
Relatively unjustified	124	24.7%	16	15.5%	140	23.1%
Completely unjustified	174	34.7%	40	38.8%	214	35.4%
Don't know	67	13.3%	30	29.1%	97	16%
Sum total	502	100%	103	100%	605	100%

13. In your opinion, what are the chances that the end of the Swords of Iron War will bring about a long-term period of quiet when facing Gaza?

	Jews		Arabs		Total	
	Frequency	Percent	Frequency	Percent	Frequency	Percent
A very small chance	48	9.6%	21	20.4%	69	11.4%
A relatively low chance	164	32.7%	32	31.1%	196	32.4%



The International MA Program in Conflict Resolution and Mediation

The Gershon H. Gordon
Faculty of Social Sciences
Tel Aviv University

A relatively good chance	183	36.5%	16	15.5%	199	32.9%
A very good chance	60	12%	5	4.9%	65	10.7%
Don't know	47	9.4%	29	28.2%	76	12.6%
Sum total	502	100%	103	100%	605	100%


14. In your opinion, what is the desired political-security arrangement in Gaza after the end of the war?

a. From a security standpoint

	Jews		Arabs		Total	
	Frequency	Percent	Frequency	Percent	Frequency	Percent
Full Israeli control	346	68.9%	8	7%	354	58.5%
Control of international and regional forces	125	24.9%	39	37.9%	164	27.1%
Palestinian Authority control	11	2.2%	24	23.3%	35	5.8%
Don't know	20	4%	32	31.1%	52	8.6%
Sum total	502	100%	103	100%	605	100%

b. From a political-civilian standpoint

	Jews		Arabs		Total	
	Frequency	Percent	Frequency	Percent	Frequency	Percent
Full Israeli control	190	37.8%	5	4.9%	195	32.2%
Control of international and regional forces	242	48.2%	33	32%	275	45.5%
Palestinian Authority control	35	7%	33	32%	68	11.2%
Don't know	35	7%	32	31.1%	67	11.1%
Sum total	502	100%	103	100%	605	100%



The International MA Program in Conflict Resolution and Mediation

The Gershon H. Gordon
Faculty of Social Sciences
Tel Aviv University

15. To what extent do you support or oppose the establishment of Israeli civilian settlements in the Gaza Strip after the end of the war?

	Jews		Arabs		Total	
	Frequency	Percent	Frequency	Percent	Frequency	Percent
Completely support	176	35.1%	3	2.9%	179	29.6%
Relatively support	88	17.5%	7	6.8%	95	15.7%
Relatively oppose	84	16.7%	16	15.5%	100	16.5%
Completely oppose	108	21.5%	55	53.4%	163	26.9%
Don't know	46	9.2%	22	21.4%	68	11.2%
Sum total	502	100%	103	100%	605	100%