

**GANGWON
2024**



**YOUTH
OLYMPIC
GAMES**

CROSS-COUNTRY SKIING
RESULTS BOOK



GROW TOGETHER
SHINE FOREVER

Version History

Version	Date	Created by	Comments
1.0	1 FEB 2024	IOC Results	First Version

Version 1.0



Competition Format and Rules

As of WED 17 JAN 2024

Youth Olympic Competition Format

The cross-country skiing programme at the Winter Youth Olympic Games Gangwon 2024 comprises five events:

Event	Technique	Start
Women's 7.5km classic	Classic	Interval 10" to 30"
Men's 7.5km classic	Classic	Interval 10" to 30"
Women's sprint free	Free	Interval 15"/Mass
Men's sprint free	Free	Interval 15"/Mass
Mixed relay 4x5km	Classic/Free	Mass

Interval start

Athletes start individually at intervals of 10 to 30 seconds. The athlete with the fastest individual time wins the race.

Sprint event

The sprint event begins with individual time trials (qualifications) on the competition course with a 15 second interval start.

The fastest 30 athletes advance to the quarterfinals consisting of five heats of six athletes each. The top two finishers in each quarterfinal heat, and the next two fastest athletes from the quarterfinals, advance to the two semifinals of six athletes each. The top two finishers in each semifinal heat, and the next two fastest athletes from the semifinals, advance to the final of six athletes.

Mixed relay

Each NOC enters a team of four athletes, each of whom skis a leg of the race and then tags off to a teammate. Each athlete will race 5km, the first two legs will be raced using classical technique and the second two legs using free technique. Teams start in a mass start lined up in rows. The start order is randomly drawn.

Differences between FIS Nordic Junior World Ski Championships and the Winter Youth Olympic Games

Age limit, participation quotas and qualification criteria for the Winter Youth Olympic Games are different from the FIS Nordic Junior World Ski Championships.

Changes since the Winter Youth Olympic Games Lausanne 2020

The invalid results mark "NPS - Not Permitted to Start" has been introduced.

Cross-country cross free events have been removed from the programme and the Mixed Relay event has been included. Distance in men's and women's events has changed to 7.5km.

Sport Rules and Procedures

Courses

For the different distances, FIS homologation rules require that the courses include a certain amount of uphill sections, ensuring challenging and demanding races.

Tracks

The tracks must be a minimum of four, and up to nine metres wide. For the classic technique, the track must be prepared with classic tracks (two parallel grooves).



Techniques

In cross-country skiing, there are two techniques. In the classic technique, the skis are prepared with kick wax (in the middle portion of the skis) which grip when in contact with the snow and allow the athlete to ski in "diagonal or classic style" along pre-set parallel tracks. In the free technique, the skis are prepared with only glide wax and forward motion is created by using the edges of the skis, also called skating. In both techniques, the athletes use ski poles to improve their forward propulsion.

Starting Order

- Interval start distance events: the start list is composed of three groups:
 - Athletes without FIS Sprint or distance points (first group): athletes are drawn within their group
 - Athletes with FIS sprint points (second group): athletes start in the reverse order of their FIS Sprint points
 - Athletes with FIS distance points (third group): athletes start in the reverse order of their FIS distance points
- Individual time trials (qualifications) of sprint events: the start list is composed of three groups:
 - Athletes with FIS sprint points (first group): athletes start in order of FIS sprint points
 - Athletes with FIS distance points (second group): athletes start in order of FIS distance points
 - Athletes without FIS sprint or distance points (third group): athletes are drawn within their group
- Mixed relay event: athletes will ski in the following order:
 - Woman/man/woman/man

Tie Break Rules

- Interval start distance events: if athletes share the same time, they will receive the same rank.
- Individual time trials (qualifications) of sprint events: if the tie occurs in the group of athletes qualified for the finals, the tie is broken as follows:
 - By FIS sprint points
 - If a tie remains, then the positions are determined by a draw
- The tie in qualification results will not change the maximum number of 30 qualified athletes.
- Quarterfinal and semifinal heats of sprint events: If the photo-finish cannot break the tie for positions 5 and 6 (lucky losers), the tie is broken as follows:
 - By qualification times
 - If a tie remains, by current FIS sprint points
 - If a tie remains, then the positions are determined by a draw
- Final heat of sprint: If the photo-finish cannot break the tie, athletes will share the same rank
- Mixed relay event: If the photo-finish cannot break the tie, teams will share the same rank

Penalties / Disqualification Rules

Yellow Cards

An athlete may receive a yellow card during competition. A second yellow card leads to disqualification from the event in which it occurred. In this case, the athlete's yellow card counter is reset and the athlete may enter further events, if possible.

Yellow cards remain with the athlete for all events during the Games.

Disqualification Rules

An athlete may be disqualified, e.g. for using free technique in a classic race, for intentionally obstructing another athlete.

Protests / Appeals

A protest must be submitted in writing within 15 minutes after publication of unofficial results.

Note:
For further information please consult: www.fis-ski.com



Medallists by Event

As of THU 1 FEB 2024 at 11:53

After 11 of 11 Events

Event	Date	Medal	Name	NOC Code
-------	------	-------	------	----------

Cross-Country Skiing

Women's Sprint Free	MON 29 JAN	GOLD	TAENGLANDER Elsa	SWE
		SILVER	JOHANSSON Kajsa	SWE
		BRONZE	KARPELIN Nelli-Lotta	FIN
Men's Sprint Free	MON 29 JAN	GOLD	POZZI Federico	ITA
		SILVER	MOCH Jakob Elias	GER
		BRONZE	GREENBERG Tabor	USA
Women's 7.5km Classic	TUE 30 JAN	GOLD	KARPELIN Nelli-Lotta	FIN
		SILVER	MARGREITHER Agathe	FRA
		BRONZE	COUPAT Annette	FRA
Men's 7.5km Classic	TUE 30 JAN	GOLD	MOCH Jakob Elias	GER
		SILVER	MUELLER Jonas	GER
		BRONZE	LESPINE Quentin	FRA
Mixed 4 x 5km Relay	THU 1 FEB	GOLD	HOFMANN Sarah MUELLER Jonas EINSIEDLER Lena MOCH Jakob Elias	GER
		SILVER	MARGREITHER Agathe COTTAZ Gaspard COUPAT Annette LESPINE Quentin	FRA
		BRONZE	SCHOEPFER Leandra GERTSCH Nolan GRUBER Ilaria WANGER Maximilian Alexander	SUI

Ski Jumping

Women's Normal Hill Individual	SAT 20 JAN	GOLD	BODLAJ Taja	SLO
		SILVER	JOHNSON Josie	USA
		BRONZE	MIDTSKOGEN Ingvild Synnoeve	NOR
Men's Normal Hill Individual	SAT 20 JAN	GOLD	MIZERNYKH Ilya	KAZ
		SILVER	HUMML Niki	AUT
		BRONZE	LUKASZCZYK Lukasz	POL



Medallists by Event

As of THU 1 FEB 2024 at 11:53

After 11 of 11 Events

Event	Date	Medal	Name	NOC Code
Mixed Team	SUN 21 JAN	GOLD	KOSNJEK Ajda SIMNIC Urban BODLAJ Taja FALETIC Enej	SLO
		SILVER	GRAESLI Kjersti GUNNEROED Oddvar MIDTSKOGEN Ingvild Synnoeve STRANDBRAATEN Mats	NOR
		BRONZE	POKORNY Sara HUMML Niki WADSAK Meghann HAAGEN Lukas	AUT

Nordic Combined

Women's Individual Normal Hill/4km	MON 29 JAN	GOLD	KORHONEN Minja	FIN
		SILVER	PAVEC Teja	SLO
		BRONZE	MALOVRH Tia	SLO
Men's Individual Normal Hill/6km	MON 29 JAN	GOLD	GFRERER Andreas	AUT
		SILVER	SENONER Manuel	ITA
		BRONZE	GRAEBERT Jonathan	GER
Mixed Team Normal Hill/4x3.3km	WED 31 JAN	GOLD	HIRVONEN Heta RAISANEN Peter KURTTILA Eemeli KORHONEN Minja	FIN
		SILVER	MALOVRH Tia PERCL SERUCNIK Lovro JANHAR Aljaz PAVEC Teja	SLO
		BRONZE	DELUGAN Giada VENTURINI Bryan SENONER Manuel SENONER Anna	ITA



TUE 30 JAN 2024

Start Time 10:30
End Time 11:33

Results

REVISED
30 JAN 15:52

Rank	Bib	FIS Code	Name	NOC Code	1.7 km Time Rank	3.8 km Time Rank	5.5 km Time Rank	Finish Time	Behind	FIS Points
1	76	3186148	KARPELIN Nelli-Lotta	FIN	5:19.6 1	11:05.3 1	16:32.1 1	22:19.6		139.12
2	53	3195462	MARGREITHER Agathe	FRA	5:25.0 4	11:10.1 3	16:45.9 2	22:30.1	+10.5	145.39
3	61	3195455	COUPAT Annette	FRA	5:25.6 5	11:09.5 2	16:46.6 3	22:32.3	+12.7	146.70
4	75	3506788	TAENGLANDER Elsa	SWE	5:24.4 3	11:11.2 4	16:54.8 =5	22:43.4	+23.8	153.33
5	56	3205949	HOFMANN Sarah	GER	5:33.7 10	11:21.1 8	16:56.5 7	22:44.4	+24.8	153.93
6	65	3536083	GERARD Neve	USA	5:30.1 7	11:15.4 6	16:54.1 4	22:45.1	+25.5	154.35
7	68	3295547	SCHWITZER Marie	ITA	5:23.7 2	11:13.3 5	16:54.8 =5	22:45.3	+25.7	154.47
8	64	3055186	BUCHER Heidi	AUT	5:37.3 =17	11:26.0 12	17:04.7 9	22:50.7	+31.1	157.69
9	72	3515420	SCHOEPFER Leandra	SUI	5:35.7 12	11:23.2 10	17:04.4 8	22:59.4	+39.8	162.89
10	74	3395202	KIVIL Gerda	EST	5:36.6 16	11:21.7 9	17:12.0 10	23:05.7	+46.1	166.65
11	69	3155627	DUSKOVA Katerina	CZE	5:34.4 11	11:27.4 14	17:15.5 12	23:06.6	+47.0	167.19
12	48	3205902	LORENZ Hannah	GER	5:36.0 =14	11:32.9 16	17:22.4 15	23:14.3	+54.7	171.79
13	67	3536037	HORNING Rose	USA	5:54.1 32	11:43.3 20	17:25.3 17	23:16.4	+56.8	173.04
14	71	3186199	KOSKI Hanni	FIN	5:32.3 9	11:26.6 13	17:20.6 13	23:17.9	+58.3	173.94
15	73	3205888	EINSIEDLER Lena	GER	5:37.8 19	11:37.0 17	17:22.1 14	23:21.3	+1:01.7	175.97
16	1	3105577	BRADFORD Aramintha	CAN	5:39.2 20	11:37.1 18	17:26.6 18	23:21.6	+1:02.0	176.15
17	77	3506697	JOHANSSON Kajsa	SWE	5:27.9 6	11:17.6 7	17:13.7 11	23:23.4	+1:03.8	177.22
18	63	3295608	CAGNATI Vanessa	ITA	5:35.8 13	11:30.1 15	17:23.0 16	23:26.5	+1:06.9	179.07
19	57	3536149	DREVLLOW Sydney	USA	5:31.1 8	11:23.4 11	17:27.1 19	23:30.9	+1:11.3	181.70
20	31	3565153	KUHAR Ula	SLO	5:39.5 21	11:43.1 19	17:31.8 20	23:33.0	+1:13.4	182.95
21	58	3155678	POLONSKA Eliska	CZE	5:39.7 22	11:46.3 22	17:40.6 21	23:42.7	+1:23.1	188.75
22	36	3105497	GARTNER Leanne	CAN	5:45.9 28	11:48.7 23	17:46.6 23	23:46.1	+1:26.5	190.78
23	78	3305484	MATSUZAWA Kokoro	JPN	5:43.1 23	11:50.5 25	17:47.6 24	24:02.6	+1:43.0	200.63
24	66	3695123	SHKATULA Sofiiia	UKR	5:36.0 =14	11:51.7 26	17:55.4 26	24:04.8	+1:45.2	201.94
25	55	3675210	MITROPOLSKAYA Violetta	KAZ	5:37.3 =17	11:45.1 21	17:42.3 22	24:06.8	+1:47.2	203.14
26	29	3055203	ENGELHARDT Katharina	AUT	5:51.1 30	12:01.0 28	17:54.8 25	24:07.2	+1:47.6	203.38
27	40	3195508	LEVET Lina	FRA	5:45.7 26	11:50.3 24	18:07.7 27	24:12.3	+1:52.7	206.42
28	41	3395207	RAJAS Herta	EST	5:55.4 33	12:08.0 30	18:13.1 30	24:15.5	+1:55.9	208.33
29	70	3515414	GRUBER Ilaria	SUI	5:44.6 25	11:52.4 27	18:08.4 28	24:28.2	+2:08.6	215.92
30	46	3305512	FUKUHARA Yuka	JPN	5:48.5 29	12:06.6 29	18:09.3 29	24:29.2	+2:09.6	216.52
31	54	3295618	GIACOMELLI Stella	ITA	5:45.8 27	12:08.8 31	18:20.7 31	24:41.1	+2:21.5	223.62
32	62	3705101	RENDOVA Emilia	SVK	5:58.3 35	12:23.4 35	18:32.4 33	24:53.7	+2:34.1	231.15
33	43	3435314	RADOMYSKA Klaudia	POL	6:04.6 40	12:27.4 =36	18:39.6 =34	24:54.5	+2:34.9	231.63
34	38	3695128	PAVLENKO Mariia	UKR	5:43.5 24	12:09.3 32	18:29.5 32	24:55.7	+2:36.1	232.34
35	42	3705112	BUKASOVA Tereza	SVK	5:53.1 31	12:22.8 34	18:39.6 =34	25:08.3	+2:48.7	239.87
36	21	3565146	ZUPAN Zala	SLO	5:59.4 36	12:20.0 33	18:46.5 36	25:15.5	+2:55.9	244.17
37	37	3495165	GONZALEZ TUBAU Naia	ESP	6:13.7 44	12:39.5 40	18:59.7 38	25:25.8	+3:06.2	250.32
38	9	3045122	FRANZKE Rosie	AUS	6:01.9 38	12:27.4 =36	18:53.3 37	25:32.7	+3:13.1	254.44
39	59	3435302	RUCKA Julia	POL	6:07.7 41	12:31.7 38	19:02.8 39	25:34.7	+3:15.1	255.63
40	39	3435295	WANTULOK Laura	POL	6:01.4 37	12:39.2 39	19:08.5 40	25:43.3	+3:23.7	260.77
41	50	3245042	BERE Larissza Vanda	HUN	6:08.9 42	12:41.9 41	19:12.0 41	25:47.0	+3:27.4	262.98
42	52	3035017	FERNANDEZ RIGHI Maira Sofia	ARG	6:19.4 46	13:01.8 45	19:34.3 44	26:05.2	+3:45.6	273.85
43	25	3225035	CRUICKSHANK Elspeth	GBR	6:04.5 39	12:51.6 43	19:33.8 43	26:16.7	+3:57.1	280.71
44	7	3045123	MOON Satara	AUS	6:09.3 43	12:58.3 44	19:31.2 42	26:23.2	+4:03.6	284.60
45	60	3186151	JAKOBSSON Signe	FIN	5:58.1 34	12:44.7 42	19:34.9 45	26:25.8	+4:06.2	286.15
46	26	3725042	NARANBAT Nandintsetseg	MGL	6:22.5 49	13:11.2 48	19:59.8 47	26:43.4	+4:23.8	296.66
47	35	3465068	PALL Boglarka	ROU	6:21.8 48	13:10.6 47	20:11.7 48	26:43.7	+4:24.1	296.84
48	33	3325110	HEO Bugyeong	KOR	6:15.8 45	13:10.1 46	19:53.2 46	26:53.6	+4:34.0	302.75



TUE 30 JAN 2024

Start Time 10:30
End Time 11:33

Results

REVISED
30 JAN 15:52

Rank	Bib	FIS Code	Name	NOC Code	1.7 km Time Rank	3.8 km Time Rank	5.5 km Time Rank	Finish Time	Behind	FIS Points
49	12	3725043	JAMYANJAV Uyanga	MGL	6:35.9 54	13:24.8 50	20:21.8 50	27:11.8	+4:52.2	313.62
50	22	3225036	FORTH Sophie	GBR	6:34.8 53	13:32.9 51	20:17.0 49	27:17.6	+4:58.0	317.08
51	28	3095103	HRISTEVA Elena	BUL	6:30.1 51	13:36.6 52	20:24.6 51	27:21.9	+5:02.3	319.65
52	44	3675196	MAMEDOVA Milana	KAZ	6:26.7 50	13:23.4 49	20:25.3 52	27:28.8	+5:09.2	323.77
53	15	3555132	DJATKOVICA Martine	LAT	6:39.1 55	13:50.3 55	20:58.8 54	28:01.6	+5:42.0	343.36
54	5	3255054	OLAFSDOTTIR Maria Kristin	ISL	6:33.6 52	13:43.8 54	21:00.7 55	28:12.8	+5:53.2	350.05
55	23	3385068	GASPARAC Chiara	CRO	6:21.6 47	13:42.2 53	20:57.9 53	28:21.5	+6:01.9	355.24
56	10	3745061	GALSTYAN Fenya	ARM	6:59.0 60	14:24.5 57	21:34.5 56	28:51.9	+6:32.3	373.40
57	17	3325115	KANG Haneul	KOR	6:53.7 56	14:14.3 56	21:35.7 57	29:12.2	+6:52.6	385.52
58	19	3035020	ANGELINO SAQUERO Paloma	ARG	7:03.9 61	14:36.8 58	21:49.7 58	29:18.8	+6:59.2	389.46
59	6	3245047	GAAL Dora	HUN	7:18.7 63	14:48.5 62	21:59.3 59	29:33.5	+7:13.9	398.24
60	20	3385066	BARICEVAC Nives	CRO	7:06.0 62	14:45.7 61	22:16.6 60	29:51.4	+7:31.8	408.93
61	16	3905036	DUANGJUMPA Kingkan	THA	6:57.4 59	14:51.5 63	22:32.6 63	30:03.0	+7:43.4	415.86
62	14	3325119	YU Dayeon	KOR	6:57.1 58	14:41.7 60	22:18.0 61	30:05.7	+7:46.1	417.47
63	18	3960954	ONGONGA Ashley Tshanda	KEN	6:56.8 57	14:38.7 59	22:31.2 62	30:26.1	+8:06.5	429.65
64	13	3085030	REIS Julia	BRA	7:21.4 64	15:42.2 64	23:17.1 64	31:14.5	+8:54.9	458.56
65	11	3905034	LIMSAMUTCHAIKUL Kanyawat	THA	7:47.4 66	15:46.1 65	23:45.4 65	31:46.4	+9:26.8	477.61
66	49	3235104	ROZA Christina	GRE	7:46.2 65	16:04.1 66	24:09.1 66	32:29.6	+10:10.0	503.41
67	47	3345030	LOZOM Syrelle	LBN	8:09.7 68	16:41.0 68	25:16.8 68	33:46.1	+11:26.5	549.09
68	45	3715033	DELIPARA Teodora	BIH	8:03.3 67	16:24.6 67	25:10.4 67	33:55.9	+11:36.3	554.95
69	24	3715034	JAZIC Melika	BIH	8:11.6 69	17:46.3 69	27:11.5 69	36:52.1	+14:32.5	660.17
70	8	3085033	LOPES da SILVA Mariana	BRA	8:17.9 70	18:05.7 71	27:35.0 70	37:14.3	+14:54.7	673.43
71	32	3265053	MIRZAEIDIZAJ Melika	IRI	8:27.0 71	17:50.4 70	27:47.8 71	37:36.0	+15:16.4	686.39
72	27	3265054	ABSALAN Parastoo	IRI	8:44.5 72	18:17.2 72	28:01.8 72	38:03.1	+15:43.5	702.57
73	2	3645011	CASTANO LOPEZ Juliana	COL	9:07.6 74	18:44.3 73	29:10.9 74	38:54.2	+16:34.6	733.09
74	30	3345032	SUCCAR Karen	LBN	9:04.5 73	19:10.7 74	29:05.4 73	39:14.7	+16:55.1	745.33
75	4	3915039	SAINCIUC Emilia	MDA	9:09.2 75	19:25.2 75	30:13.9 75	40:46.7	+18:27.1	800.27
76	3	3135010	TSAI Chiao-Wei	TPE	10:39.6 76	22:05.7 76	34:34.7 76	46:43.5	+24:23.9	1013.35

Disqualified (DSQ)										
	34	3235105	TSIARKA Georgia	GRE						

Did Not Start (DNS)										
	51	3555113	KAPARKALEJA Linda	LAT						



Results

REVISED
30 JAN 15:52

Jury Decisions

Verbal warning - Technique violation (ICR 310.2.1) JAMYANJAV Uyanga	MGL	ICR 310.2.1 - Using a banned technique on marked sections of the course
Verbal warning - Technique violation (ICR 310.2.1) REIS Julia	BRA	ICR 310.2.1 - Using a banned technique on marked sections of the course
Verbal warning - Technique violation (ICR 310.2.1) DJATKOVICA Martine	LAT	ICR 310.2.1 - Using a banned technique on marked sections of the course
Yellow card - Technique violation CASTANO LOPEZ Juliana	COL	ICR 343.8 - Using skating technique in classical competition
Verbal warning - Technique violation (ICR 310.2.1) BARICEVAC Nives	CRO	ICR 310.2.1 - Using a banned technique on marked sections of the course
Verbal warning - Technique violation (ICR 310.2.1) NARANBAT Nandintsetseg	MGL	ICR 310.2.1 - Using a banned technique on marked sections of the course
Verbal warning - Technique violation (ICR 310.2.1) ABSALAN Parastoo	IRI	ICR 310.2.1 - Using a banned technique on marked sections of the course
Verbal warning - Technique violation (ICR 310.2.1) TSAI Chiao-Wei	TPE	ICR 310.2.1 - Using a banned technique on marked sections of the course
Verbal warning - Technique violation (ICR 310.2.1) MIRZAEIDIZAJ Melika	IRI	ICR 310.2.1 - Using a banned technique on marked sections of the course
Yellow card Did not follow the marked course TSIARKA Georgia	GRE	ICR 343.6.1 - Did not follow the marked course
Verbal warning - Technique violation (ICR 310.2.1) TSIARKA Georgia	GRE	ICR 310.2.1 - Using a banned technique on marked sections of the course
Yellow card - Technique violation TSIARKA Georgia	GRE	ICR 343.8 - Using skating technique in classical competition
Verbal warning - Technique violation (ICR 310.2.1) PALL Boglarka	ROU	ICR 310.2.1 - Using a banned technique on marked sections of the course
Yellow card Did not follow the marked course GONZALEZ TUBAU Naia	ESP	ICR 343.8 - Using skating technique in classical competition
Yellow card - Technique violation PAVLENKO Mariia	UKR	ICR 343.6.1 - Did not follow the marked course
Verbal warning - Technique violation (ICR 310.2.1) MAMEDOVA Milana	KAZ	ICR 310.2.1 - Using a banned technique on marked sections of the course
Yellow card - Technique violation DELIPARA Teodora	BIH	ICR 343.8 - Using skating technique in classical competition
Verbal warning - Technique violation ROZA Christina	GRE	ICR 343.8 - Using skating technique in classical competition
Verbal warning - Technique violation (ICR 310.2.1) HORNING Rose	USA	ICR 310.2.1 - Using a banned technique on marked sections of the course
Verbal warning - Technique violation (ICR 310.2.1) LOPES da SILVA Mariana	BRA	ICR 310.2.1 - Using a banned technique on marked sections of the course
Disqualified - 2nd WR TSIARKA Georgia	GRE	ICR 352.2.3 - 2nd written reprimand in the same season

Jury Information		Course Information	
FIS Technical Delegate	JONS Tomas (SWE)	Name	3.75km
FIS Assistant Technical Delegate	FORT Mathieu (FRA)	Height Difference (HD)	34m
Chief of Competition	KANG Seong-Tae (KOR)	Maximum Climb (MC)	33m
		Total Climb (TC)	132m
		Length of Lap	3753m
		Number of Laps	2



TUE 30 JAN 2024
Start Time 10:30
End Time 11:33

Results

REVISED
30 JAN 15:52

Weather	Snow Conditions	Temperatures		Athletes/NOCs						
		Air	Snow	Entries	Ranked	DNF	DSQ	DNS	NPS	DQB
Clear	Hard packed	-8.2°C	-12.0°C	78/40	76/40	0/0	1/1	1/1	0/0	0/0

Legend:			
=	Equal sign indicates that two or more athletes share the same rank	DNF	Did Not Finish
DQB	Disqualification for unsportsmanlike behaviour	DSQ	Disqualified
NPS	Not Permitted to Start	DNS	Did Not Start
		ICR	International Competition Rules

REVISED revised result due to jury reprimand mistake



Official Communication

Item: 1

Women's individual Classic 7.5 – jury reprimand mistake

Summary:

Due to many jury cases (21 cases), the jury together with FIS race director assistant made few mistakes that have been discovered after the official result.

Details:

- The descriptions of the sanction for two athletes which got written reprimands were exchanged.
- One athlete got a duplicated written reprimand.
- The Disqualification of one athlete who got 2 written reprimands has been not mentioned

- GONZALEZ TUBAU Naia got a written reprimand for “Using skating technique in classical competition” instead of “Did not follow the marked course”
- PAVLENKO Mariia got a written reprimand for “Did not follow the marked course” instead of “Using skating technique in Classical competition”.
- DELIPARA Teodora got a duplicated written reprimand, one written reprimand should be deleted.
- TSIARKA Georgia got written reprimand for “Not follow the marked course” and a second written reprimand for “Using skating technique in Classical competition”. Therefore the athlete is disqualified.

Issued by: FIS Technical Delegate
Time: 14:59
Date: 30 JAN 2024

This decision affects: Results
Schedule
Other

X



TUE 30 JAN 2024

Start Time 13:00
End Time 13:59

Results

Rank	Bib	FIS Code	Name	NOC Code	1.7 km Time Rank	3.8 km Time Rank	5.5 km Time Rank	Finish Time	Behind	FIS Points
1	74	3201159	MOCH Jakob Elias	GER	4:41.3 5	9:47.1 1	14:42.1 2	19:47.2		101.28
2	66	3201193	MUELLER Jonas	GER	4:45.3 14	9:53.9 4	14:43.7 3	19:52.6	+5.4	104.92
3	59	3190857	LESPINE Quentin	FRA	4:41.1 4	9:53.0 3	14:38.7 1	19:54.1	+6.9	105.93
4	33	3190956	COTTAZ Gaspard	FRA	4:46.3 16	9:55.1 5	14:54.8 5	20:09.5	+22.3	116.31
5	79	3502499	RAVALD Maans	SWE	4:35.7 1	9:50.0 2	14:50.8 4	20:13.4	+26.2	118.93
6	76	3181804	VUORELA Topias	FIN	4:43.0 9	9:56.9 6	14:58.8 7	20:15.5	+28.3	120.35
7	73	3510812	GERTSCH Nolan	SUI	4:41.4 6	9:58.2 8	14:56.8 6	20:15.8	+28.6	120.55
8	45	3151076	SIMBARTL Eduard	CZE	4:47.3 17	10:00.0 9	15:06.3 10	20:21.7	+34.5	124.53
9	68	3290985	PINZANI Marco	ITA	4:46.0 15	10:03.2 11	14:59.9 8	20:22.4	+35.2	125.00
10	78	3291038	POZZI Federico	ITA	4:37.1 2	9:57.7 7	15:02.1 9	20:23.0	+35.8	125.40
11	65	3531296	BARBIER Benjamin	USA	4:43.2 10	10:06.9 18	15:13.9 15	20:26.3	+39.1	127.63
12	77	3531372	GREENBERG Tabor	USA	4:48.5 18	10:06.3 =14	15:09.3 11	20:29.4	+42.2	129.72
13	62	3510815	WANGER Maximilian Alexander	SUI	4:43.9 12	10:06.1 13	15:11.6 12	20:35.0	+47.8	133.49
14	44	3390347	VARIKOV Daniel	EST	4:53.6 24	10:06.3 =14	15:12.5 13	20:39.4	+52.2	136.46
15	72	3181773	TOSSAVAINEN Kalle	FIN	4:55.4 31	10:19.0 25	15:26.6 =22	20:44.6	+57.4	139.96
16	57	3151093	REZAC Ales	CZE	4:49.1 19	10:10.5 20	15:22.7 19	20:45.6	+58.4	140.63
17	27	3201182	NEUKIRCHNER Milan	GER	4:51.5 22	10:12.4 21	15:26.6 =22	20:47.1	+59.9	141.64
18	52	3531294	WYATT Landon	USA	4:44.2 13	10:06.8 17	15:20.4 17	20:48.5	+1:01.3	142.59
19	34	3100684	MARTEL Cedric	CAN	4:54.8 30	10:18.9 24	15:25.6 21	20:48.9	+1:01.7	142.86
19	69	3291039	BIANCHI Niccolo Giovanni	ITA	4:43.4 11	10:05.2 12	15:13.6 14	20:48.9	+1:01.7	142.86
21	67	3100624	WILSON Eamon	CAN	4:49.2 20	10:16.2 22	15:22.9 20	20:51.0	+1:03.8	144.27
22	17	3720043	TURBAT Usukh-Ireedui	MGL	4:53.9 25	10:20.4 26	15:21.7 18	20:51.9	+1:04.7	144.88
23	41	3190917	CALANDRY Johan	FRA	4:41.8 7	10:06.3 =14	15:18.8 16	20:55.1	+1:07.9	147.03
24	6	3050426	EISCHER Elias	AUT	4:59.4 34	10:22.4 29	15:26.9 24	21:01.7	+1:14.5	151.48
25	64	3490358	ANARBE SIGUENZA Peio	ESP	4:42.2 8	10:08.9 19	15:32.0 27	21:03.6	+1:16.4	152.76
26	4	3560214	SPORN Tine	SLO	5:01.0 38	10:21.4 27	15:31.6 26	21:05.8	+1:18.6	154.24
27	51	3700142	ADAMOV Michal	SVK	4:59.3 33	10:25.5 31	15:41.1 29	21:08.2	+1:21.0	155.86
28	20	3910056	CARPOV Mihail	MDA	5:06.5 43	10:34.8 36	15:47.2 31	21:13.1	+1:25.9	159.16
29	71	3300931	FUJIMOTO Kosuke	JPN	4:54.4 28	10:22.1 28	15:32.1 28	21:15.0	+1:27.8	160.44
30	48	3390341	SAAREPUU Toni Andree	EST	4:51.8 23	10:17.7 23	15:43.7 30	21:21.5	+1:34.3	164.82
31	75	3502585	BOERJESSON Tage	SWE	4:38.4 3	10:03.0 10	15:29.6 25	21:26.8	+1:39.6	168.40
32	54	3690166	NIKULIN Bohdan	UKR	4:54.0 26	10:27.1 32	15:47.6 32	21:27.2	+1:40.0	168.67
33	58	3690173	TESELSKYI Nazarii	UKR	4:54.2 27	10:23.7 30	15:52.8 33	21:30.2	+1:43.0	170.69
34	32	3700148	KUZMIN Elisey	SVK	5:03.8 40	10:33.9 35	15:58.1 34	21:36.4	+1:49.2	174.86
35	63	3670348	BORANBAYEV Berik	KAZ	5:02.7 39	10:39.6 38	16:02.5 35	21:39.9	+1:52.7	177.22
36	61	3181722	PASSILA Leevi	FIN	4:51.0 21	10:30.5 34	16:06.3 37	21:40.2	+1:53.0	177.43
37	60	3430401	ZWATRZKO Jan	POL	5:07.1 44	10:45.7 40	16:12.3 40	21:41.4	+1:54.2	178.23
38	3	3050422	WALCHER Niklas	AUT	5:06.4 42	10:46.7 41	16:05.5 36	21:51.0	+2:03.8	184.70
39	53	3560208	KARNICAR Lovrenc	SLO	4:54.7 29	10:39.9 39	16:06.5 38	21:56.0	+2:08.8	188.07
40	55	3670349	TOTANOV Aubakir	KAZ	5:09.8 46	10:46.9 42	16:23.2 42	21:59.7	+2:12.5	190.57
41	31	3430451	ZOLKIEWSKI Antoni	POL	5:00.9 37	10:49.0 45	16:24.3 43	22:00.0	+2:12.8	190.77
42	39	3720042	ARIUNJARGAL Khusien	MGL	4:56.3 32	10:36.2 37	16:06.8 39	22:01.7	+2:14.5	191.91
43	46	3550283	LEPESKINS Ritvars	LAT	5:00.1 35	10:27.3 33	16:13.0 41	22:12.0	+2:24.8	198.85
44	5	3250085	BODVARSSON Hjalti	ISL	5:15.3 48	10:55.9 47	16:32.0 44	22:14.3	+2:27.1	200.40
45	56	3430416	STACHON Karol	POL	5:08.6 45	10:51.0 46	16:34.6 46	22:29.8	+2:42.6	210.85
46	36	3350024	BRUNHART Janik	LIE	5:22.2 55	11:09.9 50	16:46.0 49	22:40.3	+2:53.1	217.92
47	38	3220075	DUNCAN Thomas	GBR	5:04.3 41	10:47.6 43	16:44.1 48	22:42.1	+2:54.9	219.14
48	11	3040166	MERRICK HARVEY Clancy	AUS	5:00.4 36	10:47.7 44	16:34.5 45	22:43.1	+2:55.9	219.81



TUE 30 JAN 2024

Start Time 13:00
End Time 13:59

Results

Rank	Bib	FIS Code	Name	NOC Code	1.7 km Time Rank	3.8 km Time Rank	5.5 km Time Rank	Finish Time	Behind	FIS Points
49	49	3320267	KIM Gaon	KOR	5:15.4 49	11:04.4 48	16:40.3 47	22:53.4	+3:06.2	226.75
50	40	3780114	GRAZYS Matas	LTU	5:16.5 51	11:13.6 51	16:58.1 50	23:11.4	+3:24.2	238.88
51	30	3030043	ESTEVEZ Justo Pastor	ARG	5:15.7 50	11:13.8 52	17:02.7 51	23:13.1	+3:25.9	240.03
52	15	3040169	JOHNSON Samuel	AUS	5:10.4 47	11:07.9 49	17:08.8 52	23:19.4	+3:32.2	244.27
53	43	3460074	GHERGHEL Stefan Paul	ROU	5:27.1 57	11:17.2 54	17:30.5 55	23:28.6	+3:41.4	250.47
54	42	3320263	SONG Chanmin	KOR	5:25.1 56	11:35.8 55	17:26.9 54	23:39.0	+3:51.8	257.48
55	23	3090142	CHOLAKOV Dani	BUL	5:18.6 52	11:14.8 53	17:20.3 53	23:48.0	+4:00.8	263.54
56	24	3380079	STIMAC Matija	CRO	5:30.5 59	11:37.3 56	17:39.6 56	24:13.8	+4:26.6	280.93
57	47	3320265	KIM Woosuk	KOR	5:19.7 53	11:42.4 60	17:57.1 59	24:17.7	+4:30.5	283.56
58	29	3110036	MELINAN Patricio	CHI	5:34.5 62	11:42.1 59	17:49.2 57	24:20.1	+4:32.9	285.17
59	28	3780115	JONIKAS Daujotas	LTU	5:20.9 54	11:39.5 58	17:51.5 58	24:21.7	+4:34.5	286.25
60	9	3310093	TOSIC Andrija	SRB	5:35.2 63	11:37.6 57	17:57.8 60	24:23.8	+4:36.6	287.67
61	37	3710077	STANOJEVIC Boris	BIH	5:46.0 65	12:05.2 64	18:26.6 61	24:48.8	+5:01.6	304.51
62	12	3110034	RIOS Cristobal	CHI	5:55.1 69	12:10.9 65	18:35.9 65	24:54.7	+5:07.5	308.49
63	14	3380080	STEFANCIC Boris	CRO	5:45.1 64	12:02.0 62	18:27.7 62	24:59.3	+5:12.1	311.59
64	21	3240048	HOLLO Martin	HUN	5:27.6 58	12:16.8 67	18:32.2 64	25:08.1	+5:20.9	317.52
65	2	3610008	BALBANIDA Avery Uriel	PHI	5:31.8 60	12:01.5 61	18:31.2 63	25:15.9	+5:28.7	322.78
66	10	3740146	MARGARYAN Armen	ARM	5:33.8 61	12:04.8 63	18:36.9 66	25:20.0	+5:32.8	325.54
67	26	3260141	ABOLHASSANZADEH A.	IRI	5:55.3 70	12:38.1 69	18:49.6 67	25:31.1	+5:43.9	333.02
68	22	3130015	LEE Chieh-Han	TPE	6:06.0 73	12:55.2 71	19:07.9 68	25:47.6	+6:00.4	344.14
69	19	3900040	SAISUK Naravich	THA	5:51.5 68	12:14.0 66	19:09.7 69	25:52.6	+6:05.4	347.51
70	50	3750057	TOREVSKI David	MKD	5:58.3 71	12:41.6 70	19:12.5 70	25:58.2	+6:11.0	351.28
71	16	3900037	BUNRIT Thanatip	THA	5:48.5 67	12:31.9 68	19:41.4 72	26:31.2	+6:44.0	373.52
72	35	3340069	TAWK Marcelino	LBN	6:13.5 74	12:57.9 73	19:39.3 71	26:33.6	+6:46.4	375.13
73	8	3080063	SANTOS Gabriel Cesar	BRA	5:47.9 66	12:56.1 72	19:42.1 73	26:57.9	+7:10.7	391.51
74	7	3080058	da SILVA Ian Francisco	BRA	6:05.5 72	13:19.3 74	20:23.1 74	27:51.6	+8:04.4	427.70
75	18	3230152	GEORGAKIS Ioannis	GRE	6:16.6 75	13:30.7 75	20:57.1 76	28:44.0	+8:56.8	463.01
76	13	3130017	LIU Hao-En	TPE	6:31.3 76	13:38.2 76	20:30.0 75	28:44.1	+8:56.9	463.07
77	25	3230146	ATHANASIOU Evangelos	GRE	6:53.8 77	14:43.3 77	22:52.7 77	30:57.7	+11:10.5	553.10
78	1	3640018	JARAMILLO Samuel	COL	9:04.9 78	16:57.9 78	25:26.2 78	33:34.7	+13:47.5	658.89

Did Not Start (DNS)

	70	3550264	SKOLNIEKS Jekabs	LAT						
--	----	---------	------------------	-----	--	--	--	--	--	--



TUE 30 JAN 2024

Start Time 13:00
End Time 13:59

Results

Jury Decisions

Yellow card - Technique violation	JARAMILLO Samuel	COL	ICR 343.8 - Using skating technique in classical competition
Verbal warning - Technique violation (ICR 310.2.1)	RIOS Cristobal	CHI	ICR 310.2.1 - Using a banned technique on marked sections of the course
Yellow card - Technique violation	BUNRIT Thanatip	THA	ICR 343.8 - Using skating technique in classical competition
Verbal warning - Technique violation (ICR 310.2.1)	BALBANIDA Avery Uriel	PHI	ICR 310.2.1 - Using a banned technique on marked sections of the course
Verbal warning - Technique violation (ICR 310.2.1)	HOLLO Martin	HUN	ICR 310.2.1 - Using a banned technique on marked sections of the course
Yellow card - Technique violation	ATHANASIOU Evangelos	GRE	ICR 343.8 - Using skating technique in classical competition
Verbal warning - Technique violation (ICR 310.2.1)	ABOLHASSANZADEH A.	IRI	ICR 310.2.1 - Using a banned technique on marked sections of the course
Verbal warning - Technique violation	STANOJEVIC Boris	BIH	ICR 343.8 - Using skating technique in classical competition
Verbal warning Did not follow the marked course	CALANDRY Johan	FRA	ICR 343.6.1 - Did not follow the marked course
Yellow card - Technique violation	KARNICAR Lovrenc	SLO	ICR 343.8 - Using skating technique in classical competition
Verbal warning Did not follow the marked course	NIKULIN Bohdan	UKR	ICR 343.6.1 - Did not follow the marked course
Verbal warning - Technique violation (ICR 310.2.1)	ANARBE SIGUENZA Peio	ESP	ICR 310.2.1 - Using a banned technique on marked sections of the course
Verbal warning - Technique violation	BARBIER Benjamin	USA	ICR 343.8 - Using skating technique in classical competition
Verbal warning - Technique violation	GERTSCH Nolan	SUI	ICR 343.8 - Using skating technique in classical competition
Verbal warning - Technique violation (ICR 310.2.1)	BOERJESSON Tage	SWE	ICR 310.2.1 - Using a banned technique on marked sections of the course
Verbal warning - Technique violation (ICR 310.2.1)	SANTOS Gabriel Cesar	BRA	ICR 310.2.1 - Using a banned technique on marked sections of the course

Jury Information		Course Information	
FIS Technical Delegate	JONS Tomas (SWE)	Name	3.75km
FIS Assistant Technical Delegate	FORT Mathieu (FRA)	Height Difference (HD)	34m
Chief of Competition	KANG Seong-Tae (KOR)	Maximum Climb (MC)	33m
		Total Climb (TC)	132m
		Length of Lap	3753m
		Number of Laps	2

Weather	Snow Conditions	Temperatures		Athletes/NOCs						
		Air	Snow	Entries	Ranked	DNF	DSQ	DNS	NPS	DQB
Clear	Hard packed	1.4°C	-11.0°C	79/45	78/45	0/0	0/0	1/1	0/0	0/0

Legend:			
=	Equal sign indicates that two or more athletes share the same rank	DNF	Did Not Finish
DQB	Disqualification for unsportsmanlike behaviour	DSQ	Disqualified
NPS	Not Permitted to Start	DNS	Did Not Start
		ICR	International Competition Rules



MON 29 JAN 2024
Start Time 10:30
End Time 13:58

Results

Rank	Bib Name	NOC Code	Qualification	Quarterfinals					Semifinals		Final
				1	2	3	4	5	1	2	

Final

1	1	TAENGLANDER Elsa	SWE	3:27.75 (1)	3:39.15 (1)					3:38.68 (1)		3:33.98 (1)
2	6	JOHANSSON Kajsa	SWE	3:33.49 (6)			+0.17 (2)				+0.55 (3)	+0.26 (2)
3	3	KARPELIN Nelli-Lotta	FIN	3:31.60 (3)					3:33.31 (1)		3:36.45 (1)	+0.48 (3)
4	12	HOFMANN Sarah	GER	3:38.42 (12)			+0.73 (2)				+1.40 (4)	+7.54 (4)
5	11	DUSKOVA Katerina	CZE	3:38.39 (11)	+0.62 (2)					+0.09 (2)		+9.54 (5)
6	18	BUCHER Heidi	AUT	3:40.39 (18)					+0.88 (2)		+0.30 (2)	+14.80 (6)

Semifinals

7	5	COUPAT Annette	FRA	3:32.31 (5)			3:40.16 (1)			+0.44 (3)		
8	4	EINSIEDLER Lena	GER	3:32.16 (4)		+1.17 (PF2)				+0.86 (4)		
9	8	BRADFORD Aramintha	CAN	3:36.97 (8)					+3.46 (3)		+8.45 (5)	
10	19	SCHWITZER Marie	ITA	3:40.94 (19)				+0.96 (3)		+5.25 (5)		
11	2	GRUBER Ilaria	SUI	3:28.55 (2)			3:36.63 (1)				+31.64 (6)	
12	14	KOSKI Hanni	FIN	3:39.22 (14)		3:39.31 (1)				+9.91 (6)		

Quarterfinals

13	7	KIVIL Gerda	EST	3:35.89 (7)		+1.18 (PF3)						
14	16	MARGREITHER Agathe	FRA	3:39.86 (16)			+1.36 (3)					
15	20	RAJAS Herta	EST	3:41.70 (20)	+2.29 (3)							
16	13	POLONSKA Eliska	CZE	3:38.92 (13)					+4.39 (4)			
17	15	GERARD Neve	USA	3:39.84 (15)			+1.45 (4)					
18	21	HORNING Rose	USA	3:42.15 (21)	+3.34 (4)							
19	22	MATSUZAWA Kokoro	JPN	3:42.32 (22)				+1.43 (4)				
20	24	SCHOEPFER Leandra	SUI	3:44.77 (24)		+1.82 (4)						
21	10	LEVET Lina	FRA	3:38.22 (10)	+5.39 (5)							
22	25	RADOMYSKA Klaudia	POL	3:45.92 (25)			+9.98 (5)					
23	27	KAPARKALEJA Linda	LAT	3:47.75 (27)		+16.58 (5)						
24	28	ENGELHARDT Katharina	AUT	3:48.32 (28)					+12.61 (5)			
25	29	CAGNATI Vanessa	ITA	3:48.51 (29)				+2.11 (5)				
26	9	DREVLLOW Sydney	USA	3:36.98 (9)				+2.38 (6)				
27	17	RENDOVA Emilia	SVK	3:40.18 (17)		+24.88 (6)						
28	23	KUHAR Ula	SLO	3:43.58 (23)					+12.72 (6)			
29	26	GARTNER Leanne	CAN	3:47.18 (26)			+25.44 (6)					
30	30	LORENZ Hannah	GER	3:49.64 (30)	+11.68 (6)							

Qualification

31		WANTULOK Laura	POL	3:49.66 (31)								
32		ZUPAN Zala	SLO	3:50.31 (32)								
33		MITROPOLSKAYA Violetta	KAZ	3:50.35 (33)								
34		JAKOBSSON Signe	FIN	3:51.09 (34)								
35		GONZALEZ TUBAU Naia	ESP	3:51.16 (35)								
36		SHKATULA Sofiia	UKR	3:52.19 (36)								
37		BERE Larissza Vanda	HUN	3:53.72 (37)								
38		RUCKA Julia	POL	3:53.87 (38)								
39		BUKASOVA Tereza	SVK	3:54.33 (=39)								
39		GIACOMELLI Stella	ITA	3:54.33 (=39)								
41		PAVLENKO Mariia	UKR	3:55.51 (41)								



MON 29 JAN 2024

Start Time 10:30
End Time 13:58

Results

Rank	Bib Name	NOC Code	Qualification	Quarterfinals					Semifinals		Final
				1	2	3	4	5	1	2	
42	FUKUHARA Yuka	JPN	3:56.78 (42)								
43	FRANZKE Rosie	AUS	3:59.58 (43)								
44	CRUIKSHANK Elspeth	GBR	4:00.42 (44)								
45	FORTH Sophie	GBR	4:01.88 (45)								
46	JAMYANJAV Uyanga	MGL	4:03.61 (46)								
47	DJATKOVICA Martine	LAT	4:03.97 (47)								
48	FERNANDEZ RIGHI Maira Sofia	ARG	4:04.48 (48)								
49	PALL Boglarka	ROU	4:05.56 (49)								
50	NARANBAT Nandintsetseg	MGL	4:06.76 (50)								
51	HEO Bugyeong	KOR	4:08.78 (51)								
52	GASPARAC Chiara	CRO	4:11.54 (=52)								
52	ROZA Christina	GRE	4:11.54 (=52)								
54	MOON Satara	AUS	4:11.55 (54)								
55	HRISTEVA Elena	BUL	4:12.73 (55)								
56	MAMEDOVA Milana	KAZ	4:13.16 (56)								
57	DUANGJUMPA Kingkan	THA	4:14.18 (57)								
58	KANG Haneul	KOR	4:18.92 (58)								
59	OLAFSDOTTIR Maria Kristin	ISL	4:21.18 (59)								
60	GAAL Dora	HUN	4:21.21 (60)								
61	TSIARKA Georgia	GRE	4:22.69 (61)								
62	ONGONGA Ashley Tshanda	KEN	4:22.80 (62)								
63	BARICEVAC Nives	CRO	4:29.37 (63)								
64	DELIPARA Teodora	BIH	4:32.63 (64)								
65	ANGELINO SAQUERO Paloma	ARG	4:35.69 (65)								
66	LIMSAMUTCHAIKUL Kanyawat	THA	4:39.17 (66)								
67	JAZIC Melika	BIH	4:41.69 (67)								
68	YU Dayeon	KOR	4:41.96 (68)								
69	REIS Julia	BRA	4:42.16 (69)								
70	SAINCIUC Emilia	MDA	4:44.19 (70)								
71	GALSTYAN Fenya	ARM	4:54.86 (71)								
72	LOPES da SILVA Mariana	BRA	4:56.07 (72)								
73	CASTANO LOPEZ Juliana	COL	5:00.89 (73)								
74	ABSALAN Parastoo	IRI	5:05.70 (74)								
75	TRAJKOVSKA Mateja	MKD	5:08.59 (75)								
76	MIRZAEIDIZAJ Melika	IRI	5:09.93 (76)								
77	LOZOM Syrelle	LBN	5:15.32 (77)								
78	SUCCAR Karen	LBN	5:33.30 (78)								
79	TSAI Chiao-Wei	TPE	6:00.57 (79)								

Jury Information		Course Information	
FIS Technical Delegate	JONS Tomas (SWE)	Name	YOG 2024 Sprint 2
FIS Assistant Technical Delegate	FORT Mathieu (FRA)	Height Difference (HD)	32m
Chief of Competition	KANG Seong-Tae (KOR)	Maximum Climb (MC)	11m
		Total Climb (TC)	40m
		Length of Lap	1535m
		Number of Laps	1



MON 29 JAN 2024

Start Time 10:30
End Time 13:58

Results

Weather	Snow Conditions	Temperatures		Athletes/NOCs						
		Air	Snow	Entries	Ranked	DNF	DSQ	DNS	NPS	DQB
Clear	Hard packed	-11.0°C	-8.5°C	79/41	79/41	0/0	0/0	0/0	0/0	0/0

Legend:

DNF Did Not Finish

DNS Did Not Start

DQB Disqualification for unsportsmanlike behaviour

DSQ Disqualified

NPS Not Permitted to Start



MON 29 JAN 2024
Start Time 12:30
End Time 13:58

Bracket

Quarterfinals

Quarterfinal 1	12:30:00	3:39.15
1. 1 TAENGLANDER E (SWE)		
2. 11 DUSKOVA K (CZE)	+0.62	
3. 20 RAJAS H (EST)	+2.29	
4. 21 HORNING R (USA)	+3.34	
5. 10 LEVET L (FRA)	+5.39	
6. 30 LORENZ H (GER)	+11.68	

Quarterfinal 2	12:36:00	3:39.31
1. 14 KOSKI H (FIN)		
PF 2. 4 EINSIEDLER L (GER)	+1.17	
PF 3. 7 KIVIL G (EST)	+1.18	
4. 24 SCHOEPPER L (SUI)	+1.82	
5. 27 KAPARKALEJAL (LAT)	+16.58	
6. 17 RENDOVAE (SVK)	+24.88	

Quarterfinal 3	12:42:00	3:40.16
1. 5 COUPAT A (FRA)		
2. 6 JOHANSSON K (SWE)	+0.17	
3. 16 MARGREITHER A (FRA)	+1.36	
4. 15 GERARD N (USA)	+1.45	
5. 25 RADOMYSKAK (POL)	+9.98	
6. 26 GARTNER L (CAN)	+25.44	

Quarterfinal 4	12:48:00	3:36.63
1. 2 GRUBER I (SUI)		
2. 12 HOFMANN S (GER)	+0.73	
3. 19 SCHWITZER M (ITA)	+0.96	
4. 22 MATSUZAWA K (JPN)	+1.43	
5. 29 CAGNATI V (ITA)	+2.11	
6. 9 DREVLLOW S (USA)	+2.38	

Quarterfinal 5	12:54:00	3:33.31
1. 3 KARPPPELIN NL (FIN)		
2. 18 BUCHER H (AUT)	+0.88	
3. 8 BRADFORD A (CAN)	+3.46	
4. 13 POLONSKAE (CZE)	+4.39	
5. 28 ENGELHARDT K (AUT)	+12.61	
6. 23 KUCHAR U (SLO)	+12.72	

Semifinals

Semifinal 1	13:30:00	3:38.68
1. 1 TAENGLANDER E (SWE)		
2. 11 DUSKOVA K (CZE)	+0.09	
3. 5 COUPAT A (FRA)	+0.44	
4. 4 EINSIEDLER L (GER)	+0.86	
5. 19 SCHWITZER M (ITA)	+5.25	
6. 14 KOSKI H (FIN)	+9.91	

Semifinal 2	13:36:00	3:36.45
1. 3 KARPPPELIN NL (FIN)		
2. 18 BUCHER H (AUT)	+0.30	
3. 6 JOHANSSON K (SWE)	+0.55	
4. 12 HOFMANN S (GER)	+1.40	
5. 8 BRADFORD A (CAN)	+8.45	
6. 2 GRUBER I (SUI)	+31.64	

Final

Final	13:54:00	3:33.98
1. 1 TAENGLANDER E (SWE)		
2. 6 JOHANSSON K (SWE)	+0.26	
3. 3 KARPPPELIN NL (FIN)	+0.48	
4. 12 HOFMANN S (GER)	+7.54	
5. 11 DUSKOVA K (CZE)	+9.54	
6. 18 BUCHER H (AUT)	+14.80	

Jury Information		Course Information	
FIS Technical Delegate	JONS Tomas (SWE)	Name	YOG 2024 Sprint 2
FIS Assistant Technical Delegate	FORT Mathieu (FRA)	Height Difference (HD)	32m
Chief of Competition	KANG Seong-Tae (KOR)	Maximum Climb (MC)	11m
		Total Climb (TC)	40m
		Length of Lap	1535m
		Number of Laps	1

Progression Rules:
Quarterfinals and Semifinals: The top two athletes from each heat progress. In addition, the next two fastest athletes in the phase progress (Lucky Losers), with the fastest from Quarterfinals progressing to Semifinal 2 and the slowest to Semifinal 1.

Legend:	
LL Lucky Loser	PF Photo-Finish



MON 29 JAN 2024
Start Time 11:05
End Time 14:03

Results

Rank	Bib Name	NOC Code	Qualification	Quarterfinals					Semifinals		Final
				1	2	3	4	5	1	2	

Final

1	2	POZZI Federico	ITA	3:04.43 (2)				+0.08 (PF2)			+0.07 (PF2)	3:16.27 (1)
2	4	MOCH Jakob Elias	GER	3:05.23 (4)		3:08.46 (1)				+0.03 (PF2)		+0.33 (2)
3	13	GREENBERG Tabor	USA	3:08.64 (13)					3:07.08 (1)		+0.12 (PF3)	+1.06 (3)
4	12	NEUKIRCHNER Milan	GER	3:08.59 (12)				3:04.40 (PF1)			3:09.57 (PF1)	+2.72 (4)
5	20	GERTSCH Nolan	SUI	3:09.85 (20)	+0.23 (3)					3:10.60 (PF1)		+2.87 (5)
6	8	RAVALD Maans	SWE	3:06.52 (8)					+0.69 (2)		+0.58 (PF4)	+10.94 (6)

Semifinals

7	1	EISCHER Elias	AUT	3:03.98 (1)	3:04.65 (PF1)					+0.06 (PF3)		
8	11	WANGER Maximilian Alexander	SUI	3:08.57 (11)	+0.04 (PF2)					+0.12 (4)		
9	7	LESPINE Quentin	FRA	3:06.39 (7)		+0.37 (2)				+0.38 (5)		
10	15	PINZANI Marco	ITA	3:08.93 (15)			+0.29 (2)				+0.58 (PF5)	
11	16	MARTEL Cedric	CAN	3:09.19 (16)			3:10.38 (1)			+0.74 (6)		
12	29	COTTAZ Gaspard	FRA	3:13.48 (29)				+0.43 (3)			+0.92 (6)	

Quarterfinals

13	3	BOERJESSON Tage	SWE	3:04.80 (3)					+0.87 (3)			
14	5	TOSSAVAINEN Kalle	FIN	3:06.12 (5)			+0.51 (3)					
15	17	MUELLER Jonas	GER	3:09.44 (17)		+1.15 (3)						
16	10	PASSILA Leevi	FIN	3:08.39 (10)	+0.34 (4)							
17	19	BIANCHI Niccolo Giovanni	ITA	3:09.66 (19)				+1.55 (4)				
18	24	ADAMOV Michal	SVK	3:11.71 (24)		+1.25 (4)						
19	25	SIMBARTL Eduard	CZE	3:11.84 (25)			+2.38 (4)					
20	28	KARNICAR Lovrenc	SLO	3:12.74 (28)					+1.08 (4)			
21	18	CALANDRY Johan	FRA	3:09.45 (18)					+1.39 (5)			
22	22	BORANBAYEV Berik	KAZ	3:10.43 (22)				+2.61 (5)				
23	26	NIKULIN Bohdan	UKR	3:12.27 (26)			+3.55 (5)					
24	27	ZWATRZKO Jan	POL	3:12.33 (27)		+2.62 (5)						
25	30	WYATT Landon	USA	3:13.69 (30)	+9.30 (5)							
26	6	BARBIER Benjamin	USA	3:06.34 (6)			+5.52 (6)					
27	14	ANARBE SIGUENZA Peio	ESP	3:08.70 (14)		+24.83 (6)						
28	21	REZAC Ales	CZE	3:09.86 (21)	+1:08.47 (6)							
29	23	LEPESKINS Ritvars	LAT	3:11.16 (23)					+3.80 (6)			

Qualification

30		SKOLNIEKS Jekabs	LAT	3:13.88 (31)								
31		FUJIMOTO Kosuke	JPN	3:14.41 (32)								
32		VUORELA Topias	FIN	3:14.58 (33)								
33		ZOLKIEWSKI Antoni	POL	3:15.51 (34)								
34		ARIUNJARGAL Khuslen	MGL	3:15.83 (35)								
35		WALCHER Niklas	AUT	3:18.10 (36)								
36		TOTANOV Aubakir	KAZ	3:18.78 (37)								
37		TESELSKYI Nazarii	UKR	3:18.93 (38)								
38		JONIKAS Daujotas	LTU	3:19.61 (39)								
39		CARPOV Mihail	MDA	3:19.82 (40)								
40		TURBAT Usukh-Ireedui	MGL	3:19.94 (41)								
41		KUZMIN Elisey	SVK	3:21.93 (42)								



MON 29 JAN 2024
Start Time 11:05
End Time 14:03

Results

Rank	Bib Name	NOC Code	Qualification	Quarterfinals					Semifinals		Final
				1	2	3	4	5	1	2	
42	JOHNSON Samuel	AUS	3:22.63 (43)								
43	SPORN Tine	SLO	3:22.67 (44)								
44	DUNCAN Thomas	GBR	3:22.73 (45)								
45	STACHON Karol	POL	3:23.16 (46)								
46	KIM Gaon	KOR	3:23.44 (47)								
47	SAAREPUU Toni Andree	EST	3:23.49 (48)								
48	BRUNHART Janik	LIE	3:24.61 (49)								
49	GRAZYS Matas	LTU	3:25.19 (50)								
50	STANOJEVIC Boris	BIH	3:26.17 (51)								
51	KIM Woosuk	KOR	3:27.29 (52)								
52	CHOLAKOV Dani	BUL	3:28.37 (53)								
53	STIMAC Matija	CRO	3:28.56 (54)								
54	ESTEVEZ Justo Pastor	ARG	3:29.37 (55)								
55	MERRICK HARVEY Clancy	AUS	3:29.93 (56)								
56	VARIKOV Daniel	EST	3:31.71 (57)								
57	BODVARSSON Hjalti	ISL	3:32.87 (58)								
58	SONG Chanmin	KOR	3:33.79 (59)								
59	SAPARBEKOV Artur	KGZ	3:34.07 (60)								
60	TOSIC Andrija	SRB	3:36.45 (61)								
61	GHERGHEL Stefan Paul	ROU	3:36.49 (62)								
62	STEFANCIC Boris	CRO	3:37.31 (63)								
63	SAISUK Naravich	THA	3:38.20 (64)								
64	MELINAN Patricio	CHI	3:38.36 (65)								
65	TOREVSKI David	MKD	3:39.01 (66)								
66	RIOS Cristobal	CHI	3:40.38 (67)								
67	HOLLO Martin	HUN	3:42.51 (68)								
68	BALBANIDA Avery Uriel	PHI	3:44.34 (69)								
69	SANTOS Gabriel Cesar	BRA	3:44.98 (70)								
70	ATHANASIOU Evangelos	GRE	3:45.68 (71)								
71	GEORGAKIS Ioannis	GRE	3:46.17 (72)								
72	BUNRIT Thanatip	THA	3:48.47 (73)								
73	LEE Chieh-Han	TPE	3:53.05 (74)								
74	da SILVA Ian Francisco	BRA	3:59.56 (75)								
75	ABOLHASSANZADEH AMGHANI Amir Moham.	IRI	4:00.61 (76)								
76	MARGARYAN Armen	ARM	4:08.06 (77)								
77	LIU Hao-En	TPE	4:17.16 (78)								
78	JARAMILLO Samuel	COL	4:19.30 (79)								
79	TAWK Marcelino	LBN	4:22.40 (80)								

Disqualified (DSQ)			
9	WILSON Eamon	CAN	Quarterfinals

Jury Decisions

Use of fluorinated wax			
WILSON Eamon	CAN	ICR 222.8 - DSQ for use of fluorinated wax	
Time penalty 15 sec - Early start Interval start			
SAAREPUU Toni Andree	EST	ICR 352.4.1.1 - Time penalty for early start in individual competition or sprint qualification - competitor's actual skiing time + the time penalty	



MON 29 JAN 2024
Start Time 11:05
End Time 14:03

Results

Jury Information		Course Information	
FIS Technical Delegate	JONS Tomas (SWE)	Name	YOG 2024 Sprint 2
FIS Assistant Technical Delegate	FORT Mathieu (FRA)	Height Difference (HD)	32m
Chief of Competition	KANG Seong-Tae (KOR)	Maximum Climb (MC)	11m
		Total Climb (TC)	40m
		Length of Lap	1535m
		Number of Laps	1

Weather	Snow Conditions	Temperatures		Athletes/NOCs						
		Air	Snow	Entries	Ranked	DNF	DSQ	DNS	NPS	DQB
Clear	Hard packed	-11.0°C	-8.5°C	80/46	79/46	0/0	1/1	0/0	0/0	0/0

Legend:			
DNF Did Not Finish	DNS Did Not Start	DQB Disqualification for unsportsmanlike behaviour	
DSQ Disqualified	ICR International Competition Rules	NPS Not Permitted to Start	



MON 29 JAN 2024
Start Time 13:00
End Time 14:03

Bracket

Quarterfinals

Quarterfinal 1	13:00:00	3:04.65
PF 1.	1 EISCHER E (AUT)	
PF 2.	11 WANGER MA (SUI)	+0.04
	3. 20 GERTSCH N (SUI)	+0.23
	4. 10 PASSILA L (FIN)	+0.34
	5. 30 WYATT L (USA)	+9.30
	6. 21 REZACA (CZE)	+1:08.47

Quarterfinal 2	13:06:00	3:08.46
	1. 4 MOCH JE (GER)	
	2. 7 LESPINE Q (FRA)	+0.37
	3. 17 MUELLER J (GER)	+1.15
	4. 24 ADAMOV M (SVK)	+1.25
	5. 27 ZWATRZKO J (POL)	+2.62
	6. 14 ANARBE SIGUENZAP (ESP)	+24.83

Quarterfinal 3	13:12:00	3:10.38
	1. 16 MARTEL C (CAN)	
	2. 15 PINZANI M (ITA)	+0.29
	3. 5 TOSSAVAINEN K (FIN)	+0.51
	4. 25 SIMBARTL E (CZE)	+2.38
	5. 26 NIKULIN B (UKR)	+3.55
	6. 6 BARBIER B (USA)	+5.52

Quarterfinal 4	13:18:00	3:04.40
PF 1.	12 NEUKIRCHNER M (GER)	
PF 2.	2 POZZI F (ITA)	+0.08
	3. 29 COTTAZ G (FRA)	+0.43
	4. 19 BIANCHI NG (ITA)	+1.55
	5. 9 WILSON E (CAN)	+2.48
	6. 22 BORANBAYEV B (KAZ)	+2.61

Quarterfinal 5	13:24:00	3:07.08
	1. 13 GREENBERG T (USA)	
	2. 8 RAVALD M (SWE)	+0.69
	3. 3 BOERJESSON T (SWE)	+0.87
	4. 28 KARNICAR L (SLO)	+1.08
	5. 18 CALANDRY J (FRA)	+1.39
	6. 23 LEPESKINS R (LAT)	+3.80

Semifinals

Semifinal 1	13:42:00	3:10.60
PF 1.	20 GERTSCH N (SUI)	
PF 2.	4 MOCH JE (GER)	+0.03
PF 3.	1 EISCHER E (AUT)	+0.06
	4. 11 WANGER MA (SUI)	+0.12
	5. 7 LESPINE Q (FRA)	+0.38
	6. 16 MARTEL C (CAN)	+0.74

Semifinal 2	13:48:00	3:09.57
PF 1.	12 NEUKIRCHNER M (GER)	
PF 2.	2 POZZI F (ITA)	+0.07
PF 3.	13 GREENBERG T (USA)	+0.12
PF 4.	8 RAVALD M (SWE)	+0.58
PF 5.	15 PINZANI M (ITA)	+0.58
	6. 29 COTTAZ G (FRA)	+0.92

Final

Final	14:00:00	3:16.27
	1. 2 POZZI F (ITA)	
	2. 4 MOCH JE (GER)	+0.33
	3. 13 GREENBERG T (USA)	+1.06
	4. 12 NEUKIRCHNER M (GER)	+2.72
	5. 20 GERTSCH N (SUI)	+2.87
	6. 8 RAVALD M (SWE)	+10.94

Jury Information		Course Information	
FIS Technical Delegate	JONS Tomas (SWE)	Name	YOG 2024 Sprint 2
FIS Assistant Technical Delegate	FORT Mathieu (FRA)	Height Difference (HD)	32m
Chief of Competition	KANG Seong-Tae (KOR)	Maximum Climb (MC)	11m
		Total Climb (TC)	40m
		Length of Lap	1535m
		Number of Laps	1

Progression Rules:

Quarterfinals and Semifinals: The top two athletes from each heat progress. In addition, the next two fastest athletes in the phase progress (Lucky Losers), with the fastest from Quarterfinals progressing to Semifinal 2 and the slowest to Semifinal 1.

Legend:	
LL	Lucky Loser
PF	Photo-Finish



THU 1 FEB 2024

Start Time 10:30
End Time 11:42

Results

Rank	Bib	NOC	Technique	Name	Leg Time	Leg Rank	Leg Behind	Team Time	Team Rank	Behind
1	6	GER - Germany						53:07.3		
	6-1 Red	Classic	HOFMANN Sarah		15:03.2	1	0.0	15:03.2	1	0.0
	6-2 Green	Classic	MUELLER Jonas		13:18.5	6	+24.5	28:21.7	4	+12.5
	6-3 Yellow	Free	EINSIEDLER Lena		13:06.9	1	0.0	41:28.6	3	+1.5
	6-4 Blue	Free	MOCH Jakob Elias		11:38.7	1	0.0	53:07.3	1	0.0
2	10	FRA - France						53:13.0		+5.7
	10-1 Red	Classic	MARGREITHER Agathe		15:12.1	3	+8.9	15:12.1	3	+8.9
	10-2 Green	Classic	COTTAZ Gaspard		12:57.1	2	+3.1	28:09.2	1	0.0
	10-3 Yellow	Free	COUPAT Annette		13:19.0	6	+12.1	41:28.2	2	+1.1
	10-4 Blue	Free	LESPINE Quentin		11:44.8	3	+6.1	53:13.0	2	+5.7
3	3	SUI - Switzerland						53:13.3		+6.0
	3-1 Red	Classic	SCHOEPPER Leandra		15:17.4	7	+14.2	15:17.4	7	+14.2
	3-2 Green	Classic	GERTSCH Nolan		12:54.0	1	0.0	28:11.4	2	+2.2
	3-3 Yellow	Free	GRUBER Ilaria		13:23.1	7	+16.2	41:34.5	4	+7.4
	3-4 Blue	Free	WANGER Maximilian Alexander		11:38.8	2	+0.1	53:13.3	3	+6.0
4	1	SWE - Sweden						53:13.8		+6.5
	1-1 Red	Classic	JOHANSSON Kajsa		15:11.8	2	+8.6	15:11.8	2	+8.6
	1-2 Green	Classic	RAVALD Maans		13:00.5	3	+6.5	28:12.3	3	+3.1
	1-3 Yellow	Free	TAENGLANDER Elsa		13:14.8	4	+7.9	41:27.1	1	0.0
	1-4 Blue	Free	BOERJESSON Tage		11:46.7	4	+8.0	53:13.8	4	+6.5
5	5	USA - United States of America						54:02.0		+54.7
	5-1 Red	Classic	HORNING Rose		15:27.3	8	+24.1	15:27.3	8	+24.1
	5-2 Green	Classic	BARBIER Benjamin		13:26.6	8	+32.6	28:53.9	7	+44.7
	5-3 Yellow	Free	GERARD Neve		13:14.5	3	+7.6	42:08.4	5	+41.3
	5-4 Blue	Free	GREENBERG Tabor		11:53.6	7	+14.9	54:02.0	5	+54.7
6	14	CAN - Canada						54:25.9		+1:18.6
	14-1 Red	Classic	GARTNER Leanne		15:33.6	9	+30.4	15:33.6	9	+30.4
	14-2 Green	Classic	WILSON Eamon		13:24.2	7	+30.2	28:57.8	8	+48.6
	14-3 Yellow	Free	BRADFORD Aramintha		13:11.6	2	+4.7	42:09.4	6	+42.3
	14-4 Blue	Free	MARTEL Cedric		12:16.5	11	+37.8	54:25.9	6	+1:18.6
7	4	ITA - Italy						54:29.4		+1:22.1
	4-1 Red	Classic	SCHWITZER Marie		15:50.8	11	+47.6	15:50.8	11	+47.6
	4-2 Green	Classic	PINZANI Marco		13:08.3	4	+14.3	28:59.1	9	+49.9
	4-3 Yellow	Free	CAGNATI Vanessa		13:41.7	8	+34.8	42:40.8	9	+1:13.7
	4-4 Blue	Free	POZZI Federico		11:48.6	5	+9.9	54:29.4	7	+1:22.1
8	2	FIN - Finland						54:29.8		+1:22.5
	2-1 Red	Classic	KOSKI Hanni		15:50.4	10	+47.2	15:50.4	10	+47.2
	2-2 Green	Classic	VUORELA Topias		13:11.9	5	+17.9	29:02.3	10	+53.1
	2-3 Yellow	Free	KARPELIN Nelli-Lotta		13:17.0	5	+10.1	42:19.3	7	+52.2
	2-4 Blue	Free	TOSSAVAINEN Kalle		12:10.5	8	+31.8	54:29.8	8	+1:22.5
9	11	EST - Estonia						55:22.4		+2:15.1
	11-1 Red	Classic	KIVIL Gerda		15:14.7	5	+11.5	15:14.7	5	+11.5
	11-2 Green	Classic	SAAREPUU Toni Andree		13:33.6	9	+39.6	28:48.3	5	+39.1
	11-3 Yellow	Free	RAJAS Herta		13:51.3	9	+44.4	42:39.6	8	+1:12.5
	11-4 Blue	Free	VARIKOV Daniel		12:42.8	14	+1:04.1	55:22.4	9	+2:15.1



Results

Rank	Bib	NOC	Technique	Name	Leg Time	Leg Rank	Leg Behind	Team Time	Team Rank	Behind
10	7	CZE - Czechia						55:41.4		+2:34.1
	7-1 Red	Classic	DUSKOVA Katerina	15:15.2	6	+12.0	15:15.2	6	+12.0	
	7-2 Green	Classic	REZAC Ales	13:33.7	10	+39.7	28:48.9	6	+39.7	
	7-3 Yellow	Free	POLONSKA Eliska	14:15.8	10	+1:08.9	43:04.7	10	+1:37.6	
	7-4 Blue	Free	SIMBARTL Eduard	12:36.7	13	+58.0	55:41.4	10	+2:34.1	
11	18	AUT - Austria						55:54.1		+2:46.8
	18-1 Red	Classic	BUCHER Heidi	15:12.7	4	+9.5	15:12.7	4	+9.5	
	18-2 Green	Classic	WALCHER Niklas	14:28.1	19	+1:34.1	29:40.8	11	+1:31.6	
	18-3 Yellow	Free	ENGELHARDT Katharina	14:20.2	12	+1:13.3	44:01.0	11	+2:33.9	
	18-4 Blue	Free	EISCHER Elias	11:53.1	6	+14.4	55:54.1	11	+2:46.8	
12	9	UKR - Ukraine						57:13.4		+4:06.1
	9-1 Red	Classic	PAVLENKO Mariia	16:31.9	15	+1:28.7	16:31.9	15	+1:28.7	
	9-2 Green	Classic	TESELSKYI Nazarii	13:43.3	12	+49.3	30:15.2	13	+2:06.0	
	9-3 Yellow	Free	SHKATULA Sofiia	14:23.0	13	+1:16.1	44:38.2	12	+3:11.1	
	9-4 Blue	Free	NIKULIN Bohdan	12:35.2	12	+56.5	57:13.4	12	+4:06.1	
13	13	SVK - Slovakia						57:18.7		+4:11.4
	13-1 Red	Classic	RENDOVA Emilia	16:31.2	14	+1:28.0	16:31.2	14	+1:28.0	
	13-2 Green	Classic	KUZMIN Elisey	14:11.5	16	+1:17.5	30:42.7	14	+2:33.5	
	13-3 Yellow	Free	BUKASOVA Tereza	14:24.8	14	+1:17.9	45:07.5	15	+3:40.4	
	13-4 Blue	Free	ADAMOV Michal	12:11.2	9	+32.5	57:18.7	13	+4:11.4	
14	12	POL - Poland						57:18.8		+4:11.5
	12-1 Red	Classic	RUCKA Julia	16:16.0	13	+1:12.8	16:16.0	13	+1:12.8	
	12-2 Green	Classic	ZOLKIEWSKI Antoni	14:33.8	20	+1:39.8	30:49.8	16	+2:40.6	
	12-3 Yellow	Free	RADOMYSKA Klaudia	14:17.5	11	+1:10.6	45:07.3	14	+3:40.2	
	12-4 Blue	Free	ZWATRZKO Jan	12:11.5	10	+32.8	57:18.8	14	+4:11.5	
15	19	SLO - Slovenia						58:40.0		+5:32.7
	19-1 Red	Classic	KUHAR Ula	16:12.2	12	+1:09.0	16:12.2	12	+1:09.0	
	19-2 Green	Classic	SPORN Tine	14:02.8	15	+1:08.8	30:15.0	12	+2:05.8	
	19-3 Yellow	Free	ZUPAN Zala	14:42.5	17	+1:35.6	44:57.5	13	+3:30.4	
	19-4 Blue	Free	KARNICAR Lovrenc	13:42.5	19	+2:03.8	58:40.0	15	+5:32.7	
16	8	KAZ - Kazakhstan						58:57.4		+5:50.1
	8-1 Red	Classic	MAMEDOVA Milana	17:44.8	20	+2:41.6	17:44.8	20	+2:41.6	
	8-2 Green	Classic	BORANBAYEV Berik	13:47.5	13	+53.5	31:32.3	20	+3:23.1	
	8-3 Yellow	Free	MITROPOLSKAYA Violetta	14:37.4	15	+1:30.5	46:09.7	18	+4:42.6	
	8-4 Blue	Free	TOTANOV Aubakir	12:47.7	15	+1:09.0	58:57.4	16	+5:50.1	
17	15	LAT - Latvia						59:00.0		+5:52.7
	15-1 Red	Classic	KAPARKALEJA Linda	16:57.8	16	+1:54.6	16:57.8	16	+1:54.6	
	15-2 Green	Classic	SKOLNIEKS Jekabs	13:57.8	14	+1:03.8	30:55.6	17	+2:46.4	
	15-3 Yellow	Free	DJATKOVICA Martine	15:13.4	18	+2:06.5	46:09.0	17	+4:41.9	
	15-4 Blue	Free	LEPESKINS Ritvars	12:51.0	16	+1:12.3	59:00.0	17	+5:52.7	
18	24	AUS - Australia						59:40.8		+6:33.5
	24-1 Red	Classic	FRANZKE Rosie	17:00.3	17	+1:57.1	17:00.3	17	+1:57.1	
	24-2 Green	Classic	MERRICK HARVEY Clancy	14:27.9	18	+1:33.9	31:28.2	19	+3:19.0	
	24-3 Yellow	Free	MOON Satara	14:40.0	16	+1:33.1	46:08.2	16	+4:41.1	
	24-4 Blue	Free	JOHNSON Samuel	13:32.6	17	+1:53.9	59:40.8	18	+6:33.5	



THU 1 FEB 2024

Start Time 10:30
End Time 11:42

Results

Rank	Bib	NOC	Technique	Name	Leg Time	Leg Rank	Leg Behind	Team Time	Team Rank	Behind
19	21	MGL - Mongolia						1:00:27.6		+7:20.3
	21-1 Red	Classic	NARANBAT Nandintsetseg		17:07.2	19	+2:04.0	17:07.2	19	+2:04.0
	21-2 Green	Classic	TURBAT Usukh-Ireedui		13:41.6	11	+47.6	30:48.8	15	+2:39.6
	21-3 Yellow	Free	JAMYANJAV Uyanga		15:51.2	19	+2:44.3	46:40.0	19	+5:12.9
	21-4 Blue	Free	ARIUNJARGAL Khushlen		13:47.6	21	+2:08.9	1:00:27.6	19	+7:20.3
20	17	KOR - Republic of Korea						1:02:00.1		+8:52.8
	17-1 Red	Classic	HEO Bugeong		17:03.7	18	+2:00.5	17:03.7	18	+2:00.5
	17-2 Green	Classic	KIM Gaon		14:22.8	17	+1:28.8	31:26.5	18	+3:17.3
	17-3 Yellow	Free	KANG Haneul		16:58.4	22	+3:51.5	48:24.9	20	+6:57.8
	17-4 Blue	Free	KIM Woosuk		13:35.2	18	+1:56.5	1:02:00.1	20	+8:52.8
21	20	CRO - Croatia						1:03:59.8		+10:52.5
	20-1 Red	Classic	GASPARAC Chiara		18:24.6	21	+3:21.4	18:24.6	21	+3:21.4
	20-2 Green	Classic	STIMAC Matija		15:09.6	21	+2:15.6	33:34.2	21	+5:25.0
	20-3 Yellow	Free	BARICEVAC Nives		16:39.6	20	+3:32.7	50:13.8	21	+8:46.7
	20-4 Blue	Free	STEFANCIC Boris		13:46.0	20	+2:07.3	1:03:59.8	21	+10:52.5
22	16	GRE - Greece						1:08:50.6		+15:43.3
	16-1 Red	Classic	ROZA Christina		19:58.7	23	+4:55.5	19:58.7	23	+4:55.5
	16-2 Green	Classic	GEORGAKIS Ioannis		17:09.1	23	+4:15.1	37:07.8	22	+8:58.6
	16-3 Yellow	Free	TSIARKA Georgia		16:55.2	21	+3:48.3	54:03.0	22	+12:35.9
	16-4 Blue	Free	ATHANASIOU Evangelos		14:47.6	22	+3:08.9	1:08:50.6	22	+15:43.3
23	22	THA - Thailand						1:10:17.0		+17:09.7
	22-1 Red	Classic	DUANGJUMPA Kingkan		21:02.2	24	+5:59.0	21:02.2	24	+5:59.0
	22-2 Green	Classic	SAISUK Naravich		16:08.6	22	+3:14.6	37:10.8	23	+9:01.6
	22-3 Yellow	Free	LIMSAMUTCHAIKUL Kanyawat		17:42.5	23	+4:35.6	54:53.3	23	+13:26.2
	22-4 Blue	Free	BUNRIT Thanatip		15:23.7	23	+3:45.0	1:10:17.0	23	+17:09.7
24	23	BRA - Brazil						1:12:04.7		+18:57.4
	23-1 Red	Classic	REIS Julia		19:56.4	22	+4:53.2	19:56.4	22	+4:53.2
	23-2 Green	Classic	SANTOS Gabriel Cesar		17:40.7	24	+4:46.7	37:37.1	24	+9:27.9
	23-3 Yellow	Free	LOPES da SILVA Mariana		18:41.6	24	+5:34.7	56:18.7	24	+14:51.6
	23-4 Blue	Free	da SILVA Ian Francisco		15:46.0	24	+4:07.3	1:12:04.7	24	+18:57.4

Jury Decisions

Yellow card - Technique violation	MARGREITHER Agathe	FRA	ICR 343.8 - Using skating technique in classical competition
Verbal warning - Technique violation (ICR 310.2.1)	GEORGAKIS Ioannis	GRE	ICR 310.2.1 - Using a banned technique on marked sections of the course

Jury Information				Course Information							
FIS Technical Delegate	JONS Tomas (SWE)			Name:	2.5km						
FIS Assistant Technical Delegate	FORT Mathieu (FRA)			Height Difference (HD):	34m						
Chief of Competition	KANG Seong-Tae (KOR)			Maximum Climb (MC):	33m						
				Total Climb (TC):	80m						
				Length of Lap:	2572m						
				Number of Laps:	4x2						

Weather	Snow Conditions	Temperatures		Athletes/NOCs							
		Air	Snow	Entries	Ranked	LAP	DNF	DSQ	DNS	NPS	QDB
Snow	Packed	-4.2°C	-7.0°C	96/24	96/24	0/0	0/0	0/0	0/0	0/0	0/0



THU 1 FEB 2024

Start Time 10:30

End Time 11:42



Results

Legend:			
=	Equal sign indicates that two or more athletes share the same rank	DNF Did Not Finish	DNS Did Not Start
DQB	Disqualification for unsportsmanlike behaviour	DSQ Disqualified	ICR International Competition Rules
LAP	Lapped	NPS Not Permitted to Start	



Competition Schedule

As of SAT 27 JAN 2024

Date	Start Time	Event
MON 29 JAN	10:30	Women's Sprint Free - Qualification
	11:05	Men's Sprint Free - Qualification
	12:30	Women's Sprint Free - Quarterfinals
	13:00	Men's Sprint Free - Quarterfinals
	13:30	Women's Sprint Free - Semifinals
	13:42	Men's Sprint Free - Semifinals
	13:54	Women's Sprint Free - Final
	14:00	Men's Sprint Free - Final
TUE 30 JAN	10:30	Women's 7.5km Classic
	13:00	Men's 7.5km Classic
THU 1 FEB	10:30	Mixed Relay 4 x 5km

Note:
Please check online for more details and the latest updates.



Competition Officials

As of WED 17 JAN 2024

Function	Name	Organisation
Event Delegate:	CAPRINI Simon	FIS - International Ski and Snowboard Federation
FIS Technical Delegate:	JONS Tomas	SWE - Sweden
FIS Assistant Technical Delegate:	RAINER Michel	ITA - Italy
Chief of Competition:	KANG Seong-Tae	KOR - Republic of Korea

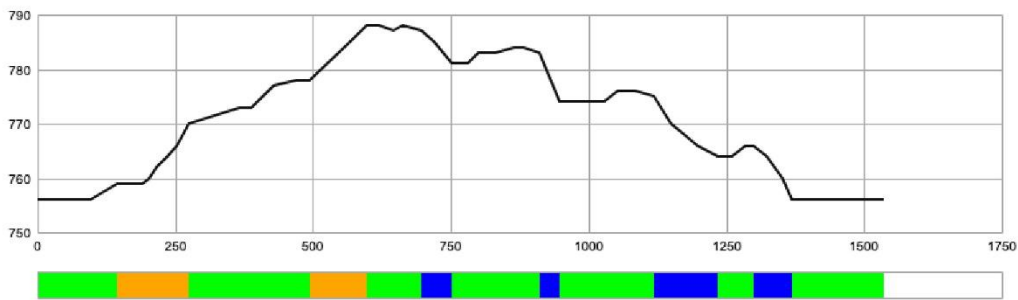


Course Map and Profile

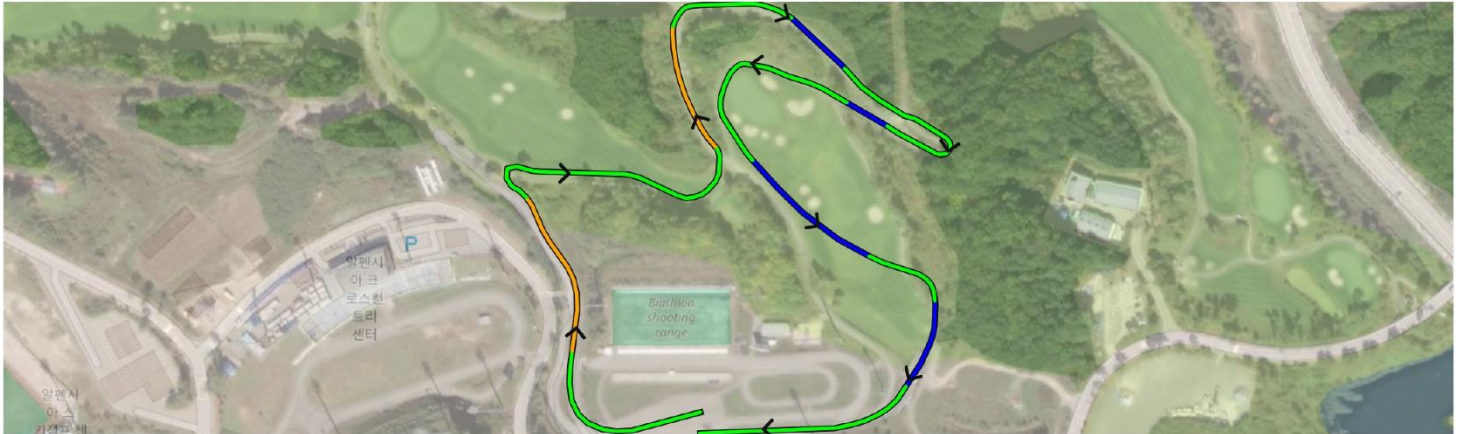
As of THU 28 JAN 2024

1.4 Km

Course length:	1,535m	Height difference (HD):	32m	Lowest point:	756m
Course category:	D	Maximum climb (MC):	11m	Highest point:	788m
		Total climb (TC):	40m		



A-climb B-climb C-climb descent undulated terrain



	#	at m	PHD (m)	PTC (m)	grad. (%)	avg. grad.(%)	
A-climb	■	total		0			0.0% part of TC
B-climb	■	1	145	11	11	8.7 - 17.6	8.5
		2	495	10	10	9.7 - 9.9	9.8
		total			21		
C-climb	■	total		0			0.0% part of TC
undulated terrain	■	total		19			47.5% part of TC
		total climb		40			



2.5km

Course length:	3,169m	Height difference (HD):	34m	Lowest point:	756m
Course category:	D	Maximum climb (MC):	33m	Highest point:	790m
		Total climb (TC):	113m		



A-climb B-climb C-climb descent undulated terrain

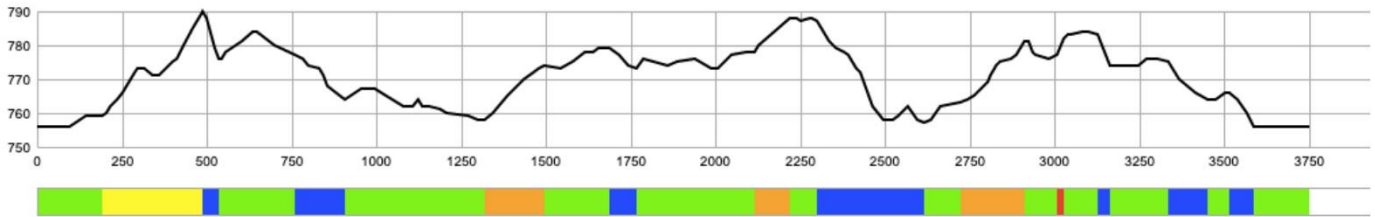


	#	at m	PHD (m)	PTC (m)	grad. (%)	avg. grad.(%)	
A-climb	1	191	31	33	-9.0 - 19.3	10.4	
	total			33			29.2% part of TC
B-climb	1	1,532	10	10	8.4 - 17.8	9.8	
	2	2,141	18	18	3.3 - 19.9	9.7	
	total			28			24.8% part of TC
C-climb	1	2,422	5	5	21.2 - 21.2	20.8	
	total			5			4.4% part of TC
undulated terrain	total			43			38.1% part of TC
	total climb			113			



3.75Km

A-climb B-climb C-climb descent undulated terrain



3.75km draft							
Course length:	3,753m		Height difference (HD):		34m	Lowest point: 756m	
			Maximum climb (MC):		33m	Highest point: 790m	
			Total climb (TC):		132m		
A-climb	#	at m	PHD (m)	PTC (m)	grad. (%)	avg. grad. (%)	
	1	191	31	33	-9.0 - 19.3	10.4	
	total			33			25.0% part of TC
B-climb	1	1,319	16	16	5.9 - 11.3	9.0	
	2	2,116	10	10	8.4 - 17.8	9.8	
	3	2,725	18	18	3.3 - 19.9	9.7	
	total			44			33.3% part of TC
C-climb	1	3,006	5	5	21.2 - 21.2	20.8	
	total			5			3.8% part of TC
undulated terrain	total			46			34.8% part of TC
	total climb			132			

**GANGWON
2024**



**YOUTH
OLYMPIC
GAMES**

**GROW TOGETHER
SHINE FOREVER**
