

WORLD ATHLETICS UNDER-20 CHAMPIONSHIPS

CALI 2022

Facts & Figures



**WORLD ATHLETICS
U20 CHAMPIONSHIPS
CALI 22**

World Athletics under-20 Records	1
World Athletics under-20 Championship Records (& Best Performances)	3
Summary of Past Championships	5
Superlatives	19
Placing Tables	20
Country Index	24

WORLD ATHLETICS UNDER-20 RECORDS

⌘ = Awaiting ratification as at July 28, 2022

= No longer a World Athletics under-20 record event, this was the last record to be ratified

‡ = There's a better mark, but it can't be ratified

MEN						Wind
100 Metres	9.96⌘	Letsile Tebogo	BOT	Eugene	15 Jul 22	1.1
	9.97	Travyon Bromell	USA	Eugene	13 Jun 14	1.8
200 Metres‡	19.69⌘	Erriyon Knighton	USA	Eugene	26 Jun 22	-0.3
	19.84	Erriyon Knighton	USA	Eugene	27 Jun 21	0.3
400 Metres	43.87	Steve Lewis	USA	Seoul	28 Sep 88	
800 Metres	1:41.73	Nijel Amos	BOT	London	9 Aug 12	
1000 Metres	2:15.00	Benjamin Kipkirui	KEN	Nice	17 Jul 99	
1500 Metres	3:28.81	Ronald Kwemoi	KEN	Monaco	18 Jul 14	
One Mile	3:49.29	William Biwott	KEN	Oslo	3 Jul 09	
		(later İlham Tanui Özbilen TUR)				
3000 Metres	7:28.19	Yomif Kejelcha	ETH	Paris	27 Aug 16	
5000 Metres	12:43.02	Selemon Barega	ETH	Bruxelles	31 Aug 18	
10,000 Metres	26:41.75	Samuel Wanjiru	KEN	Bruxelles	26 Aug 05	
2000m Steeplechase#‡	5:25.01	Arsenios Tsiminos	GRE	Athína	2 Oct 80	
3000m Steeplechase	7:58.66	Stephen Cherono	KEN	Bruxelles	24 Aug 01	
		(later Saif Saaeed Shaheen QAT)				
110 Metres Hurdles (99cm)	12.72	Sasha Zhoya	FRA	Nairobi	21 Aug 21	1.0
110 Metres Hurdles (106.7cm)#	13.12	Liu Xiang	CHN	Lausanne	2 Jul 02	1.6
400 Metres Hurdles	47.85	Sean Burrell	USA	Eugene	11 Jun 21	
High Jump	2.37	Dragutin Topić	YUG	Plovdiv	12 Aug 90	
	2.37	Steve Smith	GBR	Seoul	20 Sep 92	
Pole Vault	6.05	Armand Duplantis	SWE	Berlin	12 Aug 18	
Long Jump	8.35	Sergey Morgunov	RUS	Cheboksary	20 Jun 12	1.1
Triple Jump	17.50	Volker Mai	GDR	Erfurt	23 Jun 85	0.3
Shot Put (6kg)¶	23.00	Jacko Gill	NZL	Auckland	18 Aug 13	
(7.26kg)#‡	20.39	Janus Robberts	RSA	Germiston	7 Mar 98	
Discus Throw (1.75kg)	71.37	Mika Sosna	GER	Schönbeck	10 Jun 22	
	70.13	Mykyta Nesterenko	UKR	Halle	24 May 08	
(2kg)#‡	63.64	Werner Hartmann	FRG	Strasbourg	25 Jun 78	
Hammer Throw (6kg)	85.57	Ashraf Amjad Al-Saifi	QAT	Barcelona	14 Jul 12	
(7.26kg)#	78.33	Olli-Pekka Karjalainen	FIN	Seinäjoki	5 Aug 99	
Javelin Throw	86.48	Neeraj Chopra	IND	Bydgoszcz	23 Jul 16	
Decathlon (U20 implements)	8435	Niklas Kaul	GER	Grosseto	23 Jul 17	
	(11.48, 7.20, 15.37 (6kg), 2.05, 48.42, 14.55 (100cm), 48.49 (1.75kg), 4.70, 68.05, 4:15.52)					
Decathlon (Senior implements)#	8397	Torsten Voss	GDR	Erfurt	7 Jul 82	
	(10.76, 7.66, 14.41 (7.26kg), 2.09, 48.37, 14.37 (106.7cm), 41.76 (2kg), 4.80, 62.90, 4:34.04)					
10,000 Metres Walk	38:46.4	Viktor Burayev	RUS	Moskva	20 May 00	
10 Kilometres Walk	37:44	Wang Zhen	CHN	Beijing	18 Sep 10	
4 x 100 Metres Relay	38.51	South Africa	RSA	Nairobi	22 Aug 21	
		(Mihlali Xotyeni 10.66, Sinesipho Dambile 9.29, Lucky Molewane 9.51, Benji Richardson 9.05)				
4 x 400 Metres Relay‡	3:00.33	United States	USA	Trujillo	23 Jul 17	
		(Brian Herron 45.1, Zach Shinnick 45.1, Sean Hooper 44.73, Josephus Lyles 45.36)				
‡ Further significant marks not ratified (or not able to be ratified) by World Athletics:						
200 Metres	19.49	Erriyon Knighton	USA	Baton Rouge	30 Apr 22	1.4
2000m Steeplechase	5:20.44	Ronald Kipchumba	KEN	Doha	13 May 05	
Shot Put (7.26kg)	21.14	Konrad Bukowiecki	POL	Oslo	9 Jun 16	
Discus Throw (2kg)	65.62	Werner Reiterer	AUS	Melbourne	15 Dec 87	
4 x 400 Metres Relay	2:59.30	United States	USA	San José/CRC	21 Jul 19	
		(Frederick Lewis 45.9, Matthew Boling 44.5, Matthew Moorer 45.2, Justin Robinson 43.7)				
¶ Disqualified because of doping violation:						
Shot Put (6kg)	23.34	Konrad Bukowiecki	POL	Bydgoszcz	23 Jul 16	

WOMEN**Wind**

= No longer a World Athletics under-20 record event, this was the last record to be ratified

100 Metres	10.75 ✕	Sha'Carri Richardson	USA	Austin	8 Jun 19	1.6
	10.88	Marlies Oelsner (Göhr)	GDR	Dresden	1 Jul 77	2.0
200 Metres‡	21.81	Christine Mboma	NAM	Tokyo	3 Aug 21	0.8
400 Metres‡	49.42	Grit Breuer	GER	Tokyo	27 Aug 91	
800 Metres	1:54.01	Pamela Jelimo	KEN	Zürich	29 Aug 08	
1000 Metres	2:35.4	Irina Nikitina	RUS	Podolsk	5 Aug 79	
	2:35.4	Katrin Wühn	GDR	Potsdam	12 Jul 84	
1500 Metres	3:51.34	Lang Yinglai	CHN	Shanghai	18 Oct 97	
One Mile	4:17.57	Zola Budd	GBR	Zürich	21 Aug 85	
		(later Zola Pieterse RSA)				
3000 Metres	8:28.83	Zola Budd	GBR	Roma	7 Sep 85	
		(later Zola Pieterse RSA)				
5000 Metres	14:30.88	Tirunesh Dibaba	ETH	Bergen	11 Jun 04	
10,000 Metres	30:26.50	Linet Masai	KEN	Beijing	15 Aug 08	
3000m Steeplechase	8:58.78	Celliphine Chespol	KEN	Eugene	26 May 17	
100 Metres Hurdles	12.71	Britany Anderson	JAM	Joensuu	24 Jul 19	1.3
400 Metres Hurdles‡	53.60	Sydney McLaughlin	USA	Fayetteville	27 Apr 18	
High Jump	2.04	Yaroslava Mahuchikh	UKR	Doha	30 Sep 19	
Pole Vault⌈	4.71i	Wilma Murto	FIN	Zweibrücken	31 Jan 16	
Long Jump	7.14	Heike Daute (Drechsler)	GDR	Bratislava	4 Jan 83	1.1
Triple Jump	14.62	Teresa Marinova	BUL	Sydney	25 Aug 96	1.0
Shot Put	20.54	Astrid Kumbernuss	GDR	Orimattila	1 Jul 89	
Discus Throw	74.40	Ilke Wyludda	GDR	Berlin	13 Sep 88	
Hammer Throw	73.43	Silja Kosonen	FIN	Vaasa	28 Jun 21	
Javelin Throw	63.86	Yulenmis Aguilar	CUB	Edmonton	2 Aug 15	
Heptathlon	6542	Carolina Klüft	SWE	München	10 Aug 02	
		(13.33, 1.89, 13.16, 23.71, 6.36, 47.61, 2:17.99)				
Decathlon	Vacant, as no-one has bettered the minimum standard set by World Athletics of 7300					
5,000 Metres Walk‡	20:31.4	Irina Stankina	RUS	Adler	10 Feb 96	
10,000 Metres Walk‡	42:47.25	Anežka Drahotová	CZE	Eugene	23 Jul 14	
10 Kilometres Walk‡	41:57	Gao Hongmiao	CHN	Beijing	8 Sep 93	
4 x 100 Metres Relay‡	42.94	Jamaica	JAM	Nairobi	22 Aug 21	
		(Serena Cole, Tina Clayton, Kerrica Hill, Tia Clayton)				
4 x 400 Metres Relay‡	3:27.60	United States	USA	Grosseto	18 Jul 04	
		(Alexandria Anderson 52.4, Ashlee Kidd 52.4, Stephanie Smith 51.1, Natasha Hastings 51.8)				

⌈ World under-20 outdoor best:

4.64 Eliza McCartney NZL Auckland 19 Dec 15

‡ Further significant marks not ratified (or not able to be ratified) by World Athletics:

200 Metres	21.78	Christine Mboma	NAM	Zürich	9 Sep 21	0.6
400 Metres	49.24	Christine Mboma	NAM	Lusaka	11 Apr 21	
	49.22	Christine Mboma	NAM	Windhoek	17 Apr 21	
	48.54	Christine Mboma	NAM	Bydgoszcz	30 Jun 21	
400 Metres Hurdles	52.75	Sydney McLaughlin	USA	Knoxville	13 May 18	
5000 Metres Walk	20:28.05	Tatyana Kalmykova	RUS	Ostrava	12 Jun 07	
10,000 Metres Walk	42:43§	Svetlana Vasilyeva	RUS	Sochi	27 Feb 11	
10 Kilometres Walk	41:55	Irina Stankina	RUS	Adler	11 Feb 95	
4 x 100 Metres Relay	42.58	Jamaica	JAM	Kingston	17 Apr 22	
		(Serena Cole, Tina Clayton, Brianna Lyston, Tia Clayton)				
4 x 400 Metres Relay	3:24.04	United States	USA	San José/CRC	21 Jul 19	
		(Alexis Holmes 51.6, Kimberly Harris 51.2, Ziyah Holman 51.4, Kayla Davis 49.8)				

§ Tenths and hundredths not reported

UNIVERSAL (world best, as this is not yet an official world record event)

4 x 400 Metres Relay	3:19.54	United States (under-18s)	USA	Cali	19 Jul 15	
		(Keshun Reed, Lynna Irby ♀, Norman Grimes, Samantha Watson ♀)				

WORLD ATHLETICS UNDER-20 CHAMPIONSHIP RECORDS

It is the policy of World Athletics to recognise an World under-20 Championship Record as the best performance achieved at a championship which conforms to all criteria for World under-20 Records (World Athletics Competition Rule 33) except that there is no obligatory doping control test. Therefore, wind-assisted marks should not be regarded as Championship Records.

MEN'S CHAMPIONSHIP RECORDS:

						Wind
100 Metres	10.05	Adam Gemili	GBR	Barcelona	11 Jul 12	0.1
200 Metres	20.17	Michael Norman	USA	Bydgoszcz	22 Jul 16	1.2
400 Metres	44.58	Antony Pesela	BOT	Nairobi	21 Aug 21	
800 Metres	1:43.76	Emmanuel Wanyonyi	KEN	Nairobi	22 Aug 21	
1500 Metres	3:35.53	Abdelaati Iguider	MAR	Grosseto	15 Jul 04	
3000 Metres	7:42.09	Tadese Worku	ETH	Nairobi	18 Aug 21	
5000 Metres	13:08.57	Abreham Cherkos	ETH	Bydgoszcz	13 Jul 08	
10,000 Metres	27:21.08	Rhonex Kipruto	KEN	Tampere	10 Jul 18	
20 Kilometres Road	59:27	Zelege Metaferia	ETH	Sudbury	31 Jul 88	
2000m Steeplechase	5:28.56	Juan Azkueta	ESP	Athína	20 Jul 86	
3000m Steeplechase	8:06.10	Consesus Kipruto	KEN	Barcelona	15 Jul 12	
110 Metres Hurdles (100cm)	12.72	Sasha Zhoya	FRA	Nairobi	21 Aug 21	1.0
110 Metres Hurdles (106.7cm)	13.44	Colin Jackson	GBR	Athína	19 Jul 86	-0.8
400 Metres Hurdles	48.51	Kerron Clement	USA	Grosseto	16 Jul 04	
High Jump	2.37	Dragutin Topić	YUG	Plovdiv	12 Aug 90	
	2.37	Steve Smith	GBR	Seoul	20 Sep 92	
Pole Vault	5.82	Armand Duplantis	SWE	Tampere	14 Jul 18	
Long Jump	8.20	James Stallworth	USA	Plovdiv	9 Aug 90	1.4
Triple Jump	17.15	Jordan A. Díaz	CUB	Tampere	14 Jul 18	
Shot Put (6kg)	22.20	Jacko Gill	NZL	Barcelona	11 Jul 12	
(7.26kg)	19.48	Rutger Smith	NED	Santiago de Chile	19 Oct 00	
Discus Throw (1.75kg)	69.81	Myoklas Alekna	LTU	Nairobi	22 Aug 21	
(2kg)	60.60	Vasil Baklarov	BUL	Athína	17 Jul 86	
Hammer Throw (6kg)	85.57	Ashraf Amjad Al-Saifi	QAT	Barcelona	14 Jul 12	
(7.26kg)	73.00	Vadim Grabovoy	EUN/UKR	Seoul	18 Sep 92	
Javelin Throw	86.48	Neeraj Chopra	IND	Bydgoszcz	23 Jul 16	
Decathlon (u20 implements)	8190	Ash Moloney	AUS	Tampere	11 Jul 18	
	(10.51, 7.06, 12.83 (6kg), 2.10, 46.86, 14.13 (100cm), 47.39 (1.75kg), 4.60, 53.67, 4:42.65)					
(Senior implements)	7897	Dennis Leyckes	GER	Santiago de Chile	19 Oct 00	
	(10.98, 7.22, 13.46 (7.26kg), 1.95, 47.59, 14.61 (106.7cm), 39.52 (2kg), 4.80, 54.76, 4:33.10)					
10,000 Metres Walk	39:27.19	Daisuke Matsunaga	JPN	Eugene	25 Jul 14	
4 x 100 Metres Relay	38.51	South Africa	RSA	Nairobi	22 Aug 21	
	(Mihlali Xotyeni 10.66, Sinesipho Dambile 9.29, Lucky Molewane 9.51, Benji Richardson 9.05)					
4 x 400 Metres Relay	3:01.09	United States	USA	Grosseto	18 Jul 04	
	(Brandon Johnson 45.2, LaShawn Merritt 44.8, Jason Craig 46.2, Kerron Clement 44.8)					

MEN'S CHAMPIONSHIP BEST PERFORMANCES:

						Wind
200 Metres	20.04w	Trentavis Friday	USA	Eugene	25 Jul 14	2.3
110 Metres Hurdles (106.7cm)	13.42w	Antwon Hicks	USA	Kingston	21 Jul 02	2.6
Triple Jump	17.33w	Teddy Tamgho	FRA	Bydgoszcz	11 Jul 08	2.1

Decathlon Disciplines:

100 Metres	10.51	Ash Moloney	AUS	Tampere	10 Jul 18	-0.3
Long Jump	7.50	Eric Kaiser	FRG	Plovdiv	8 Aug 90	-0.5
Shot Put (6kg)	16.94	Aleksey Sysoyev	RUS	Grosseto	14 Jul 04	
(7.26kg)	14.71	Ruben van Balen	NED	Plovdiv	8 Aug 90	
High Jump	2.16	Andrey Kravchenko	BLR	Grosseto	14 Jul 04	
400 Metres	46.79	Andrés Silva	URU	Grosseto	14 Jul 04	
First day (u20 implements)	4381	Jente Hauttekeete	BEL	Nairobi	20 Aug 21	
(Senior implements)	4127	Eric Kaiser	FRG	Plovdiv	8 Aug 90	
110 Metres Hurdles (100cm)	13.74	Ayden Owens	PUR	Tampere	11 Jul 18	-0.3
(106.7cm)	14.30	Eric Kaiser	FRG	Plovdiv	9 Aug 90	-0.2
Discus Throw (1.75kg)	53.80	Aleksey Sysoyev	RUS	Grosseto	15 Jul 04	

Discus Throw (2kg)	44.88	Oleg Semyonov	URS/RUS	Athína	17 Jul 86
Pole Vault	5.10	Benjamin Jensen	NOR	Lisboa	21 Jul 94
	5.10	Stepan Janáček	CZE	Sydney	22 Aug 96
Javelin Throw	71.59	Niklas Kaul	GER	Bydgoszcz	20 Jul 16
1500 Metres	4:13.62	Renco van Veldhuizen	NED	Seoul	17 Sep 92
Second day (u20 implements)	4148	Niklas Kaul	GER	Bydgoszcz	20 Jul 16
(Senior implements)	3797	Aki Heikkinen	FIN	Annecy	30 Jul 98

WOMEN'S CHAMPIONSHIP RECORDS:

						Wind
100 Metres	11.03	TeeTee Terry	USA	Tampere	12 Jul 18	0.4
200 Metres	21.84	Christine Mboma	NAM	Nairobi	21 Aug 21	1.1
400 Metres	50.50	Ashley Spencer	USA	Barcelona	13 Jul 12	
800 Metres	1:59.74	Diribe Welteji	ETH	Tampere	12 Jul 18	
1500 Metres	4:04.96	Faith Kipyegon	KEN	Barcelona	15 Jul 12	
3000 Metres	8:41.76	Beyenu Degefu	ETH	Bydgoszcz	20 Jul 16	
5000 Metres	15:08.06	Genzebe Dibaba	ETH	Moncton	21 Jul 10	
10,000 Metres	32:29.90	Wang Junxia	CHN	Seoul	19 Sep 92	
3000m Steeplechase	9:12.78	Celliphine Chespol	KEN	Tampere	13 Jul 18	
100 Metres Hurdles	12.85	Elvira Herman	BLR	Bydgoszcz	24 Jul 16	2.0
400 Metres Hurdles	54.70	Lashinda Demus	USA	Kingston	19 Jul 02	
High Jump	2.00	Alina Astafei	ROU	Sudbury	29 Jul 88	
Pole Vault	4.55	Angelica Moser	SUI	Bydgoszcz	21 Jul 16	
Long Jump	6.82	Fiona May	GBR	Sudbury	30 Jul 88	1.8
Triple Jump	14.62	Tereza Marinova	BUL	Sydney	25 Aug 96	1.0
Shot Put	18.76	Chen Xiaoyan	CHN	Lisboa	21 Jul 94	
Discus Throw	68.24	Ilke Wyludda	GDR	Sudbury	20 Jul 88	
Hammer Throw	71.64	Silja Kosonen	FIN	Nairobi	21 Aug 21	
Javelin Throw	63.01	Vira Rebryk	UKR	Bydgoszcz	10 Jul 08	
		(later Vera Rebrik RUS)				
(pre-1999 specification)	68.17	Osleidys Menéndez	CUB	Annecy	29 Jul 98	
Heptathlon	6470	Carolina Klüft	SWE	Kingston	20 Jul 02	
	(13.53, 1.92, 12.18, 23.81, 6.19, 46.83, 2:13.55)					
5000 Metres Walk	21:05.41	Irina Stankina	RUS	Lisboa	23 Jul 94	
10,000 Metres Walk	42:47.25	Anežka Drahotová	CZE	Eugene	23 Jul 14	
4 x 100 Metres Relay	42.94	Jamaica	JAM	Nairobi	22 Aug 21	
		(Serena Cole 11.73, Tina Clayton 10.46, Kerrica Hill 10.61, Tia Clayton 10.14)				
4 x 400 Metres Relay	3:27.60	United States	USA	Grosseto	18 Jul 04	
		(Alexandria Anderson 52.4, Ashlee Kidd 52.4, Stephanie Smith 51.1, Natasha Hastings 51.8)				

WOMEN'S CHAMPIONSHIP BEST PERFORMANCES:

						Wind
100 Metres Hurdles	12.81w	Anay Tejeda	CUB	Kingston	21 Jul 02	3.4
Long Jump	6.88w	Fiona May	GBR	Sudbury	30 Jul 88	2.1

Heptathlon Disciplines:

100 Metres Hurdles	13.24	Nadine Visser	NED	Eugene	22 Jul 14	1.1
High Jump	1.94	Morgan Lake	GBR	Eugene	22 Jul 14	
Shot Put	14.38	Sarah Lagger	AUT	Tampere	12 Jul 18	
200 Metres	23.41w	Dafne Schippers	NED	Moncton	22 Jul 10	2.1
	23.78	Svetla Dimitrova	BUL	Sudbury	29 Jul 88	-1.6
First day score	3850	Carolina Klüft	SWE	Kingston	19 Jul 02	
Long Jump	6.45w	Svetla Dimitrova	BUL	Sudbury	30 Jul 88	3.1
	6.34	Hanne Maudens	BEL	Bydgoszcz	22 Jul 16	0.3
Javelin Throw	54.15	Barbora Špotáková	CZE	Santiago de Chile	21 Oct 00	
800 Metres	2:09.37	Agathe Guillemot	FRA	Tampere	13 Jul 20	
Second day score	2636	Peggy Beer	GDR	Plovdiv	11 Aug 90	

UNIVERSAL CHAMPIONSHIP RECORD

4 x 400 Metres Relay	3:19.70	Nigeria	NGR	Nairobi	18 Aug 21	
		(Johnson Nnamani 47.75, Imeobong Nse Uko ♀ 51.10, Opeyemi Oke ♀ 54.41, Bamidele Ajayi 46.44)				

SUMMARY OF PAST CHAMPIONSHIPS

Venues - 1986: Athína (16-20 Jul); 1988: Sudbury (27-31 Jul); 1990: Plovdiv (8-12 Aug); 1992: Seoul (16-20 Sep); 1994: Lisboa (19-24 Jul); 1996: Sydney (20-25 Aug); 1998: Annecy (28 Jul-2 Aug); 2000: Santiago de Chile (17-22 Oct); 2002: Kingston (16-21 Jul); 2004: Grosseto (12-18 Jul); 2006: Beijing (15-20 Aug); 2008: Bydgoszcz (8-13 Jul); 2010: Moncton (19-25 Jul); 2012: Barcelona (10-15 Jul); 2014: Eugene (22-27 Jul); 2016: Bydgoszcz (19-24 Jul); 2018: Tampere (10-15 Jul); 2021: Nairobi (18-22 Aug); 2022: Cali (1-6 Aug); 2024: Lima

Year	Stadium	Countries/Teams	Athletes	Men	Women	
<i>These figures are for the athletes and countries who actually participated; omitted are those who may have declared for opening rounds on start lists but were never actually present at the championships. For instance the original total of 1150 athletes from 157 countries in Santiago 2000 was down to 1122 / 150 once the no-shows are excluded.</i>						
1.	1986	Olympic Stadium	142	1135	752	383
2.	1988	Laurentian University Stadium	123	1024	574	450
3.	1990	Deveti Septemvri Stadium	87	987	606	381
4.	1992	Seoul Olympic Stadium	90	954	535	419
5.	1994	Estadio Universitario	143	1139	674	465
6.	1996	Sydney International Athletic Centre (Homebush)	142	1049	640	409
7.	1998	Parc des Sports	169	1156	657	499
8.	2000	Estadio Nacional	151	1122	638	484
9.	2002	Jamaica National Stadium	159	1069	630	439
10.	2004	Olympic Stadium	168	1261	680	581
11.	2006	Chaoyang Sports and Recreation Park	176	1350	742	608
12.	2008	Zawisza Stadium	165	1408	757	651
13.	2010	Moncton Stadium	163	1313	746	567
14.	2012	Montjuïc Olympic Stadium	171	1566	856	710
15.	2014	Hayward Field	153	1410	756	654
16.	2016	Zawisza Stadium	139	1352	738	614
17.	2018	Ratina Stadium	135	1323	698	626
18.	2021	Moi International Sports Centre (Kasarani)	114	848	459	389

YEAR	GOLD	SILVER	BRONZE	WIND
------	------	--------	--------	------

The symbol "x" is shown next to those events where the original podium order was adjusted after a doping-related disqualification (see page 19 for a list of all cases)

MEN

100 Metres

1986	Derrick Florence	USA	10.17	Stanley Kerr	USA	10.23	Jamie Henderson	GBR	10.34	0.8
1988	Andre Cason	USA	10.22	Sven Matthes	GDR	10.28	Aleksandr Shlychkov	URS	10.37	-2.7
1990	Davidson Ezinwa	NGR	10.17	Jason Livingston	GBR	10.25	Rodney Bridges	USA	10.37	0.7
1992	Ato Boldon	TTO	10.30	Darren Campbell	GBR	10.46	Tony McCall	USA	10.49	0.0
1994	Deji Aliu	NGR	10.21	Jason Gardener	GBR	10.25	Deworski Odom	USA	10.26	1.2
1996	Francis Obikwelu	NGR	10.21	Seun Ogunkoya	NGR	10.25	Francesco Scuderi	ITA	10.43	1.0
1998	Christian Malcolm	GBR	10.12	Amar Johnson	USA	10.34	Dwight Thomas	JAM	10.40	1.6
2000	Mark Lewis-Francis	GBR	10.12	Mubarak Al-Yami	KSA	10.38	Marc Burns	TTO	10.40	0.1
2002	Darrel Brown	TTO	10.09	Marc Burns	TTO	10.18	Willie Hordge	USA	10.36	-0.6
2004	Ivory Williams	USA	10.29	Demi Omole	USA	10.31	Renaldo Rose	JAM	10.34	1.0
2006	Harry Aikines-Aryeety	GBR	10.37	Justyn Warner	CAN	10.39	Yohan Blake	JAM	10.42	-0.5
2008	Dexter Lee	JAM	10.40	Wilhelm van der Vyver	RSA	10.42	Terrell Wilks	USA	10.45	-0.8
2010	Dexter Lee	JAM	10.21	Charles Silmon	USA	10.23	Jimmy Vicaut	FRA	10.28	-0.7
2012	Adam Gemili	GBR	10.05	Aaron Ernest	USA	10.17	Odean Skeen	JAM	10.28	0.1
2014	Kendal Williams	USA	10.21	Trayvon Bromell	USA	10.28	Yoshihide Kiryu	JPN	10.34	-0.6
2016	Noah Lyles	USA	10.17	Filippo Tortu	ITA	10.24	Mario Burke	BAR	10.26	0.2
2018	Lalu Muhammad Zohri	INA	10.18	Anthony Schwartz	USA	10.22	Eric Harrison	USA	10.22	1.2
2021	Letsile Tebogo	BOT	10.19	Benji Richardson	RSA	10.28	Shainer Reginfo	CUB	10.32	-0.2

200 Metres

1986	Stanley Kerr	USA	20.74	Derrick Florence	USA	21.12	Steven McBain	AUS	21.21	0.2
1988	Kevin Braunskill	USA	20.87w	Olapade Adeniken	NGR	20.88	Dmitriy Bartenyev	URS	20.92	4.2
1990	Aleksandr Goremykin	URS	20.47	Davidson Ezinwa	NGR	20.75	James Stallworth	USA	20.81	-0.5
1992	Ato Boldon	TTO	20.63	Darren Campbell	GBR	20.87	Glen Elferink	RSA	21.00	0.3
1994	Tony Wheeler	USA	20.62	Deji Aliu	NGR	20.88	Ian Mackie	GBR	20.95	1.7
1996	Francis Obikwelu	NGR	20.47	Riaan Dempers	RSA	20.96	Bryan Harrison	USA	21.10	-1.6
1998	Christian Malcolm	GBR	20.44	Jairo Duzant	AHO	20.92	Russell Frye	USA	20.94	-0.2
2000	Paul Gorries	RSA	20.64	Marcin Jędrusiński	POL	20.87	Tim Benjamin	GBR	20.94	1.3
2002	Usain Bolt	JAM	20.61	Brendan Christian	ANT	20.74	Wes Felix	USA	20.82	0.9
2004	Andrew Howe	ITA	20.28	Leigh Julius	RSA	20.88	Jamil James	TTO	21.00	0.1
2006	Marek Niit	EST	20.96	Brian Barnett	CAN	21.00	Alex Nelson	GBR	21.14	-1.1

YEAR	GOLD			SILVER			BRONZE			WIND
2008	Christophe Lemaitre	FRA	20.83	Nickel Ashmeade	JAM	20.84	Robert Hering	GER	20.96	-0.9
2010	Shota Iizuka	JPN	20.67	Aliaksandr Linnik	BLR	20.89	Aaron Brown	CAN	21.00	0.5
2012	Delano Williams	TKS	20.48	Aaron Ernest	USA	20.53	Tyreek Hill	USA	20.54	-0.4
2014	Trentavis Friday	USA	20.04w	Divine Oduduru	NGR	20.25	Michael O'Hara	JAM	20.31	2.3
2016	Michael Norman	USA	20.17	Gift Leotlela	RSA	20.59	Nigel Ellis	JAM	20.63	1.2
2018	Jona Efoloko	GBR	20.48	Charlie Dobson	GBR	20.57	Eric Harrison	USA	20.79	-0.1
2021	Udodi Onwuzurike	NGR	20.21	Letsile Tebogo	BOT	20.38	Sinesipho Dambile	RSA	20.48	0.5

400 Metres

1986	Miles Murphy	AUS	45.64	Roberto Hernández	CUB	45.64	Edgar Itt	FRG	45.72
1988	Tomasz Jedrusik	POL	46.19	Steve Perry	AUS	46.74	Anthony Eziuka	NGR	46.81
1990	Chris Nelloms	USA	45.43	Rico Lieder	GDR	46.28	Mark Richardson	GBR	46.33
1992	Deon Minor	USA	45.75	Rikard Rasmusson	SWE	46.07	Francis Ogolo	UGA	46.16
1994	Michael McDonald	JAM	45.83	Ramon Clay	USA	46.13	Shaun Farrell	NZL	46.31
1996	Obea Moore	USA	45.27	Jerome Davis	USA	45.86	Shane Niemi	CAN	45.94
1998	Nduka Awazie	NGR	45.54	Casey Vincent	AUS	45.55	Fawzi Al-Shammari	KUW	45.89
2000	Hamdan Al-Bishi	KSA	44.66	Brandon Simpson	JAM	45.73	Shinji Ishikawa	JPN	45.77
2002	Darold Williamson	USA	45.37	Jonathan Fortenberry	USA	45.73	Jermaine Gonzales	JAM	45.84
2004	LaShawn Merritt	USA	45.25	Nagmeldin Ali Abubakr	SUD	45.97	Obakeng Ngwigwa	BOT	45.97
2006	Rennie Quow	TTO	45.74	Justin Oliver	USA	45.78	Martyn Rooney	GBR	45.87
2008	Marcus Boyd	USA	45.53	Kirani James	GRN	45.70	O'Neal Wilder	USA	45.76
2010	Kirani James	GRN	45.89	Marcell Deák-Nagy	HUN	46.09	Errol Nolan	USA	46.36
2012	Luguelín Santos ^[1]	DOM	44.85	Arman Hall	USA	45.39	Steven Solomon	AUS	45.52
							Aldrich Bailey	USA	45.52
2014	Machel Cedenio	TTO	45.13	Nobuya Kato	JPN	46.17	Abbas Abubaker	BRN	46.20
2016	Abdalelah Haroun	QAT	44.81	Will London	USA	45.27	Karabo Sibanda	BOT	45.45
2018	Jonathan Sacoor	BEL	45.03	Christopher Taylor	JAM	45.38	Chantz Sawyers	JAM	45.89
2021	Antony Pesela	BOT	44.58	Luis Avilés	MEX	44.95	Matt Nortje	RSA	45.32

¹ Thought to be born in 1992, therefore too old to be regarded as a junior in 2012

800 Metres

1986	David Sharpe	GBR	1:48.32	Manuel Balmaceda	CHI	1:48.91	Andrey Sudnik	URS	1:48.93
1988	Jonah Birir	KEN	1:50.03	Kevin McKay	GBR	1:50.79	Melfort Homela	ZIM	1:51.34
1990	Desta Asgedom	ETH	1:46.35	Jonah Birir	KEN	1:46.61	Norberto Téllez	CUB	1:47.33
1992	Benson Koech	KEN	1:44.77	Lee Jin-Il	KOR	1:46.34	Brendan Hanigan	AUS	1:47.26
1994	Paul Byrne	AUS	1:47.42	Japheth Kimutai	KEN	1:48.22	Alain Miranda	CUB	1:48.24
1996	Mwengi Mutua	KEN	1:48.21	Tom Lerwill	GBR	1:48.40	Grant Cremer	AUS	1:48.46
1998	William Chirchir	KEN	1:47.23	Wilfred Bungei	KEN	1:47.53	Paskar Owor	UGA	1:48.20
2000	Nicholas Wachira	KEN	1:47.16	Florent Lacasse	FRA	1:47.61	Antonio Reina	ESP	1:47.90
2002	Alex Kipchirchir	KEN	1:46.59	Salem Al-Badri	QAT	1:46.63	David Fiegen	LUX	1:46.66
2004	Majid Saeed Sultan	QAT	1:47.33	Alfred Yego Kirwa	KEN	1:47.39	Selahattin Çobanoğlu	TUR	1:47.71
2006	David Rudisha	KEN	1:47.40	Jackson Kivuva	KEN	1:47.64	Abraham Chepkirwot	UGA	1:47.79
2008	Abubaker Kaki	SUD	1:45.60	Geoffrey Kibet	KEN	1:46.23	André Olivier	RSA	1:47.57
2010	David Mutua	KEN	1:46.41	Cas Loxsom	USA	1:46.57	Robby Andrews	USA	1:47.00
2012	Nijel Amos	BOT	1:43.79	Timothy Kitum	KEN	1:44.56	Edwin Melly	KEN	1:44.79
2014	Alfred Kipketer	KEN	1:43.95	Joshua Masikonde	KEN	1:45.14	Andreas Almgren	SWE	1:45.65
2016	Kipyegon Bett	KEN	1:44.95	Willy Tarbei	KEN	1:45.50	Mostafa Smaili	MAR	1:46.02
2018	Solomon Lekuta	KEN	1:46.35	Kipnetich Ngeno	KEN	1:46.45	Elliott Crestan	BEL	1:47.27
2021	Emmanuel Wanyonyi	KEN	1:43.76	Mohamed Ali Gouaned	ALG	1:44.45	Noah Kibet	KEN	1:44.88

1500 Metres

1986	Wilfred Kirochi	KEN	3:44.62	Peter Rono	KEN	3:45.52	Johan Boakes	GBR	3:45.80
1988	Wilfred Kirochi	KEN	3:46.52	Noureddine Morcelli	ALG	3:46.93	Fermín Cacho	ESP	3:47.31
1990	Moses Kiptanui	KEN	3:38.32	Alemayehu Roba	ETH	3:41.71	Desta Asgedom	ETH	3:43.38
1992	Atoi Boru	KEN	3:37.94	Vénuste Niyongabo	BDI	3:38.59	Kevin Sullivan	CAN	3:39.11
1994	Julius Achon	UGA	3:39.78	André Bucher	SUI	3:40.46	Philip Mosima	KEN	3:41.09
1996	Shadrack Langat	KEN	3:38.96	Mohammed Yagoub	SUD	3:39.17	Miloud Abaoub	ALG	3:39.37
1998	Adil Kaouch	MAR	3:42.43	Benjamin Kipkurui	KEN	3:42.67	Robert Witt	POL	3:43.47
2000	Cornelius Chirchir	KEN	3:38.80	Wolfram Müller	GER	3:39.37	Philemon Kibet	KEN	3:40.77
2002	Yassine Bensghir	MAR	3:40.72	Abdulrahman Suleiman	QAT	3:41.72	Samuel Mwera	TAN	3:41.75
2004	Abdelaati Iguider	MAR	3:35.53	Benson Esho	KEN	3:35.80	Brimin Kipruto	KEN	3:35.96
2006	Remi Limo	KEN	3:40.44	Abdelaati Iguider	MAR	3:40.73	Belal Mansoor Ali	BRN	3:41.36
2008	Imad Touil	ALG	3:47.40	James Magut	KEN	3:47.51	Demma Daba	ETH	3:47.65
2010	Caleb Ndiku	KEN	3:37.30	Abderrahmane Anou	ALG	3:38.86	Mohamed Al-Garni	QAT	3:38.91
2012x	Hamza Driouch	QAT	3:39.04	Hillary Ngetich	KEN	3:40.39	Mohammed Abid	MAR	3:41.73
2014	Jonathan Sawe	KEN	3:40.02	Abdi Waiss Mouhyadin	DJI	3:41.38	Hillary Ngetich	KEN	3:41.61
2016	Kumari Taki	KEN	3:48.63	Teresa Tolosa	ETH	3:48.77	Anthony Kiptoo	KEN	3:49.00
2018	George Manangoi	KEN	3:41.71	Jakob Ingebrigtsen	NOR	3:41.89	Justus Soget	KEN	3:42.14
2021	Vincent Keter	KEN	3:37.24	Wegene Addisu	ETH	3:37.86	Melkeneh Azeze	ETH	3:40.22

x The original bronze medallist [Abdelhadi Labali MAR 3:40.60] was disqualified for a doping violation

YEAR	GOLD			SILVER			BRONZE		
------	------	--	--	--------	--	--	--------	--	--

3000 Metres (from 2021)

2021	Tadesse Worku	ETH	7:42.09	Ali Abdulmena	ETH	7:44.55	Samuel Habtom	ERI	7:52.69
------	---------------	-----	---------	---------------	-----	---------	---------------	-----	---------

5000 Metres

1986	Peter Chumba	KEN	13:55.25	Alejandro Gómez	ESP	13:55.94	Melese Feyessa	ETH	13:56.45
1988	Henry Kirui	KEN	13:54.29	Mohamed Choumassi	MAR	13:54.36	Addis Abebe	ETH	13:58.08
1990	Fita Bayissa	ETH	13:42.59	Abreham Assefa	ETH	13:44.63	Francesco Bennici	ITA	13:47.10
1992	Haile Gebrselassie	ETH	13:36.06	Ismael Kirui	KEN	13:36.11	Hicham El Guerrouj	MAR	13:46.79
1994	Daniel Komen	KEN	13:45.37	Regasa Habte	ETH	13:49.70	Giuliano Battocletti	ITA	13:51.16
1996	Assefa Mezgebu	ETH	13:35.30	David Chelule	KEN	13:36.27	Aaron Gabonewe	RSA	13:46.19
1998 ^[1]	Million Wolde	ETH	13:47.49	Kipchumba Mitei	KEN	13:49.60	Kihara Kamzee	KEN	13:51.22
2000	Gordon Mugi	KEN	13:44.93	Kenenisa Bekele	ETH	13:45.43	Cyrus Kataron	KEN	13:46.12
2002	Hillary Chenonge	KEN	13:28.30	Markos Geneti	ETH	13:28.83	Gebre-egziabher Gebremariam	ETH	13:29.13
2004	Augustine Choge	KEN	13:28.93	Bado Worku	ETH	13:30.45	Tariku Bekele	ETH	13:30.86
2006	Tariku Bekele	ETH	13:31.34	Abreham Cherkos	ETH	13:35.95	Joseph Ebuya	KEN	13:42.93
2008	Abreham Cherkos	ETH	13:08.57	Mathew Kisorio	KEN	13:11.57	Dejen Gebremeskel	ETH	13:11.97
2010	David Bett	KEN	13:23.76	John Kipkoeh	KEN	13:26.03	Aziz Lahbani	MAR	13:28.92
2012	Muktar Edris	ETH	13:38.95	Abrar Osman	ERI	13:40.52	William Sitonik	KEN	13:40.52
2014	Yomif Kejelcha	ETH	13:25.19	Yasin Haji	ETH	13:26.21	Moses Mukono	KEN	13:28.11
2016	Selemon Barega	ETH	13:21.21	Djamal Abdi Dirieh	DJI	13:21.50	Wesley Ledama	KEN	13:23.34
2018	Edward Zakayo	KEN	13:20.16	Stanley Mburu Waitthaka	KEN	13:20.57	Jakob Ingebrigtsen	NOR	13:20.78
2021	Benson Kiplangat	KEN	13:20.37	Tadesse Worku	ETH	13:20.65	Levy Kibet	KEN	13:26.01

¹ The original bronze medallist [Ahmed Baday MAR 13:49.86] was disqualified for age manipulation. He was actually 24

10,000 Metres (discontinued after 2018)

1986	Peter Chumba	KEN	28:44.00	Juma Munyampana	TAN	28:45.14	Debebe Demisse	ETH	28:49.09
1988	Addis Abebe	ETH	28:42.13	Bedelu Kibret	ETH	28:48.55	James Songok	KEN	28:50.42
1990	Richard Chelimo	KEN	28:18.57	Ismael Kirui	KEN	28:40.77	Juma Ninga	TAN	28:41.90
1992	Haile Gebrselassie	ETH	28:03.99	Josphat Ndeti	KEN	28:46.25	Yasuyuki Watanabe	JPN	28:52.89
1994	Daniel Komen	KEN	28:29.74	Kenji Takao	JPN	28:55.24	Michitane Noda	JPN	29:00.55
1996	Assefa Mezgebu	ETH	28:27.78	David Chelule	KEN	28:29.14	Tetsuhiro Furuta	JPN	28:31.61
1998	Benson Barus	KEN	29:24.28	Salim Kipsang	KEN	29:36.80	Alene Emere	ETH	29:47.60
2000	Robert Kipchumba	KEN	28:54.37	Duncan Lebo	KEN	28:58.39	Abraham Hadush	ETH	29:44.65
2002	Gebre-egziabher Gebremariam	ETH	29:02.71	Sileshi Sihine	ETH	29:03.74	Solomon Bushendich	KEN	29:05.96
2004	Boniface Kiprof	UGA	28:03.77	Fabiano Joseph	TAN	28:04.45	Ryuji Ono	JPN	28:30.45
2006	Ibrahim Jeylan	ETH	28:53.29	Joseph Ebuya	KEN	28:53.46	Adam Ismail Khamis	BRN	28:54.30
2008	Josphat Bett	KEN	27:30.85	Titus Mbishei	KEN	27:31.65	Ibrahim Jeylan	ETH	28:07.98
2010	Dennis Masai	KEN	27:53.88	Gebretsadik Abraha	ETH	28:03.45	Paul Lonyangat	KEN	28:14.55
2012	Yigrem Demelash	ETH	28:16.07	Philemon Cheboi	KEN	28:23.98	Geoffrey Kirui	KEN	28:30.47
2014	Joshua Cheptegei	UGA	28:32.86	Elvis Cheboi	KEN	28:35.20	Nicholas Kosimbei	KEN	28:38.68
2016	Rodgers Chumo	KEN	27:25.23	Aron Kifle	ERI	27:26.20	Jacob Kiplimo	UGA	27:26.68
2018	Rhonex Kipruto	KEN	27:21.08	Jacob Kiplimo	UGA	27:40.36	Berihu Aregawi	ETH	27:48.41

20km Road Race (Not held in 1992, discontinued after 1994)

1986	Tadesse Gebre	ETH	61:32	Juma Munyampana	TAN	61:45	Negash Dube	ETH	64:23
1988	Zelege Metaferia	ETH	59:27	Thomas Osano	KEN	60:14	Abel Gisemba	KEN	60:36
1990	Cosmas Ndeti	KEN	59:42	Juma Ninga	TAN	60:30	Dagane Dabela	ETH	61:02
1994	Clodoaldo Silva	BRA	63:21	Carlos García	ESP	63:38	Antonello Landi	ITA	63:40

2000/3000 Metres Steeplechase (91.4cm)

1986	Juan Azkueta	ESP	5:28.56	Johnstone Kipkoeh	KEN	5:29.56	Jens Volkmann	FRG	5:29.60
1988	William Chemitei	KEN	8:41.61	Matthew Birir	KEN	8:44.54	Arto Kuusisto	FIN	8:46.42
1990	Matthew Birir	KEN	8:31.02	Francisco Munuera	ESP	8:41.03	Simeon Rono	KEN	8:42.05
1992	Mwangangi Muindi	KEN	8:31.62	Ayele Mezgebu	ETH	8:32.43	Stephen Chepseba	KEN	8:32.48
1994	Paul Chemase	KEN	8:31.51	Julius Chelule	KEN	8:33.64	Irba Lakhali	MAR	8:34.42
1996	Julius Chelule	KEN	8:33.09	Kipkurui Misoi	KEN	8:33.31	Ali Ezzine	MAR	8:35.60
1998	Reuben Kosgei	KEN	8:23.76	Abraham Cherono	KEN	8:32.24	El Mostapha Mellouk	MAR	8:34.91
2000	Raymond Yator	KEN	8:16.34	David Chemweno	KEN	8:31.95	Abdelatif Chemlal	MAR	8:43.57
2002	Mike Kipyego	KEN	8:29.54	David Kirwa	KEN	8:31.44	Aboubaker Kamal	QAT	8:33.67
2004	Ronald Kipchumba	KEN	8:23.32	Moussa Omar Obaid	QAT	8:23.38	Moustafa Ahmed Shebto	QAT	8:26.04
2006 ^[1]	Willy Komen	KEN	8:14.00	Bislake Kiplangat	KEN	8:18.11	Abdelghani Ait Bahmad	MAR	8:20.05
2008	Jonathan Ndiku	KEN	8:17.28	Benjamin Kiplangat	UGA	8:19.24	Patrick Terer	KEN	8:25.14
2010	Jonathan Ndiku	KEN	8:23.48	Albert Yator	KEN	8:33.55	Jacob Araptany	UGA	8:37.02
2012	Conseslus Kipruto	KEN	8:06.10	Gilbert Kirui	KEN	8:19.94	Hicham Sigueni	MAR	8:30.14
2014	Barnabas Kipyego	KEN	8:25.57	Titus Kibiego	KEN	8:26.15	Evans Chematot	BRN	8:32.61
2016	Amos Kirui	KEN	8:20.43	Yemane Hailesilassie	ERI	8:22.67	Getnet Wale	ETH	8:22.83
2018	Takele Nigate	ETH	8:25.35	Leonard Bett	KEN	8:25.39	Getnet Wale	ETH	8:26.16
2021	Amos Serem	KEN	8:30.72	Takele Bikila	ETH	8:33.15	Simon Koeh	KEN	8:34.79

¹ The original bronze medallist [Tareq Mubarak Taher BRN 8:16.64] was disqualified for age manipulation. He was actually 22

YEAR	GOLD			SILVER			BRONZE			WIND
110 Metres Hurdles (106.7cm in 1986-2004, 99cm thereafter)										
1986	Colin Jackson	GBR	13.44	Jon Ridgeon	GBR	13.91	Emilio Valle	CUB	14.00	-0.8
1988	Reinaldo Quintero	CUB	13.71w	Stephen Brown	USA	13.73	Elbert Ellis	USA	13.78	3.1
1990	Antti Haapakoski	FIN	13.74	Alexis Sánchez	CUB	13.75	Kyle Vander-Kuyp	AUS	13.85	-0.1
1992	Yevgeniy Pechonkin	EUN	13.87	Sven Göhler	GER	13.98	Igor Pintusevich- Babichev	EUN	14.08	1.6
1994	Frank Busemann	GER	13.47w	Dudley Dorival	USA	13.65	Darius Pemberton	USA	13.93	2.1
1996	Yoel Hernández	CUB	13.83	Tomasz Ścigaczewski	POL	13.88	Joe Naivalu	FIJ	13.91	-1.8
1998	Stanislavs Olijars	LAT	13.51	Sharif Paxton	USA	14.10	Florian Seibold	GER	14.21	-0.2
2000	Yunier Hernández	CUB	13.60	Thomas Blaschek	GER	13.80	Ladji Doucouré	FRA	13.84	-0.1
2002	Antwon Hicks	USA	13.42w	Shi Dongpeng	CHN	13.58	Shamar Sands	BAH	13.67	2.6
2004	Aries Merritt	USA	13.56	Dayron Robles	CUB	13.77	Kevin Craddock	USA	13.77	-0.6
2006	Artur Noga	POL	13.23	Samuel Coco-Viloin	FRA	13.35	Konstadinos Douvalidis	GRE	13.39	1.5
2008	Konstantin Shabanov	RUS	13.27	Booker Nunley	USA	13.45	Keiron Stewart	JAM	13.51	1.1
2010	Pascal Martinot Lagarde	FRA	13.52	Vladimir Vukićević	NOR	13.59	Jack Meredith	GBR	13.59	-2.4
2012	Yordan O'Farrill	CUB	13.18	Nicholas Hough	AUS	13.27	Wilhem Belocian	FRA	13.29	1.0
2014	Wilhem Belocian	FRA	12.99	Tyler Mason	JAM	13.06	David Omoregie	GBR	13.35	0.5
2016	Marcus Krahe	USA	13.25	Amere Lattin	USA	13.30	Takumu Furuya	JPN	13.31	0.2
2018	Damion Thomas	JAM	13.16	Orlando Bennett	JAM	13.33	Shunsuke Izumiya	JPN	13.38	0.3
2021	Sasha Zhoya	FRA	12.72	Vashaun Vascianna	JAM	13.25	Jakub Szymański	POL	13.43	1.0
400 Metres Hurdles (91.4cm)										
1986	Emilio Valle	CUB	50.02	Hiroshi Kakimori	JPN	50.09	Pascal Maran	FRA	50.39	
1988	Kelly Carter	USA	49.50	Mugur Mateescu	ROU	50.70	Vadim Zadoynov	URS	50.88	
1990	Rohan Robinson	AUS	49.73	Yoshihiko Saito	JPN	49.99	Aleksandr Belikov	URS	50.22	
1992	Ashraf Saber	ITA	50.02	Sammy Biwot	KEN	50.75	William Porter	USA	51.37	
1994	Gennadiy Gorbenko	UKR	50.56	Miklós Róth	HUN	50.85	Noel Levy	GBR	50.94	
1996	Mubarak Al-Nubi	QAT	49.07	Llewellyn Herbert	RSA	49.15	Angelo Taylor	USA	50.18	
1998	Periklís Iakovákis	GRE	49.82	Osiris Martínez	CUB	50.17	Peter Bate	AUS	50.83	
2000	Marek Plawgo	POL	49.23	Ter de Villiers	RSA	50.52	Okkert Cilliers	RSA	50.58	
2002	LJ van Zyl	RSA	48.89	Kenneth Ferguson	USA	49.38	Bershawn Jackson	USA	50.00	
2004	Kerron Clement	USA	48.51	Brandon Johnson	USA	48.62	Ibrahim Al-Hamaidi	KSA	48.94	
2006	Chris Carter	USA	50.08	Bandar Yahya Al-Sharakili	KSA	50.34	Stanislav Melnykov	UKR	50.43	
2008	Jeshua Anderson	USA	48.68	Johnny Dutch	USA	49.25	Amaury Valle	CUB	49.56	
2010	Jehue Gordon	TTO	49.30	Takatoshi Abe	JPN	49.46	Leslie Murray	ISV	50.22	
2012	Eric Futch	USA	50.24	Takahiro Matsumoto	JPN	50.41	Ibrahim Mohamed Salah	KSA	50.47	
2014	Jaheel Hyde	JAM	49.29	Ali Khamis Abbas	BRN	49.55	TJ Holmes	USA	50.07	
2016	Jaheel Hyde	JAM	49.03	Taylor McLaughlin	USA	49.45	Kyron McMaster	IVB	49.56	
2018	Sokwakhana Zazini	RSA	49.42	Bassem Hemeida	QAT	49.59	Alison Brendom Alves Dos Santos	BRA	49.78	
2021	Berke Akçam	TUR	49.38	Denis Novoseltsev	ANA	49.62	Devontie Archer	JAM	49.78	
High Jump										
1986	Javier Sotomayor	CUB	2.25	Hollis Conway	USA	2.22	Thomas Müller	GDR	2.22	
1988	Artur Partyka	POL	2.28	Lámbros Papakóstas	GRE	2.25	Jaroslav Kotewicz	POL	2.22	
1990	Dragutin Topić	YUG	2.37	Tim Forsyth	AUS	2.29	Park Jae-Hong	KOR	2.22	
1992	Steve Smith	GBR	2.37	Tim Forsyth	AUS	2.31	Stevan Zorić	YUG	2.26	
1994	Jagan Hames	AUS	2.23	Antoine Burke	IRL	2.20	Takahiro Kimino	JPN	2.29	
1996	Mark Boswell	CAN	2.24	Svatoslav Ton	CZE	2.21	Mika Polku	FIN	2.20	
				Ben Challenger	GBR	2.21				
1998	Alfredo Deza	PER	2.21	Yin Xueli	CHN	2.21	Aleksandr Veryutin	BLR	2.21	
2000	Jacques Freitag	RSA	2.24	Jermaine Mason	JAM	2.24	Tomasz Smialek	POL	2.21	
2002	Andra Manson	USA	2.31	Zhu Wannan	CHN	2.23	Germaine Mason	JAM	2.21	
2004	Michael Mason	CAN	2.21	Marius Hanniske	GER	2.21	Hu Tong	CHN	2.21	
2006	Huang Haiqiang	CHN	2.32	Niki Palli	ISR	2.29	Bogdan Bondarenko	UKR	2.26	
2008	Bogdan Bondarenko	UKR	2.26	Sylwester Bednarek	POL	2.24	Miguel Ángel Sancho	ESP	2.21	
2010	Mutaz Essa Barshim	QAT	2.30	David Smith	USA	2.24	Naoto Tobe	JPN	2.21	
2012	Andrei Churyla	BLR	2.24	Falk Wendrich	GER	2.24	Ryan Ingraham	BAH	2.24	
2014	Mikhail Akimenko	RUS	2.24	Dmitri Nabokau	BLR	2.24	Woo Sang-Hyeok	KOR	2.24	
2016	Luis Zayas	CUB	2.27	Darius Carbin	USA	2.25	Hamdi Mahamat Alamine Saleh	QAT	2.23	
2018	Adónios Mérlos	GRE	2.23				Juvaughn Harrison	USA	2.23	
	Roberto Vilches	MEX	2.23				Breyton Poole	RSA	2.23	
2021	Jonathan Kapitolnik	ISR	2.26	Massimiliano Lui	ITA	2.17	Mateusz Kołodziejcki	POL	2.17	
Pole Vault										
1986	Igor Potapovich	URS	5.50	Delko Lesev	BUL	5.40	Mike Thiede	GDR	5.30	
1988	István Bagyula	HUN	5.65	Maksim Tarasov	URS	5.60	Andrey Grudinin	URS	5.30	
1990	Jean Galfione	FRA	5.45	Dmitriy Kurkulin	URS	5.40	Miroslav Dukov	BUL	5.40	
1992	Laurens Looije	NED	5.45	Daniel Martí	ESP	5.40	Okkert Brits	RSA	5.40	
1994	Viktor Chistyakov	RUS	5.60	Dmitriy Markov	BLR	5.50	Taoufik Lachheb	FRA	5.30	

YEAR	GOLD			SILVER			BRONZE		
1996	Paul Burgess	AUS	5.35	Patrik Kristiansson	SWE	5.30	Danny Ecker	GER	5.30
1998	Pavel Gerasimov	RUS	5.55	Lars Börgeling	GER	5.50	Paul Burgess	AUS	5.20
							Adam Ptáček	CZE	5.20
							Giuseppe Gibilisco	ITA	5.20
2000	Aleksey Khanafin	RUS	5.30	Oleksandr Korchmyd	UKR	5.30	Rocky Danners	USA	5.20
2002	Maksim Mazuryk	UKR	5.55	Vladislav Revenko	UKR	5.55	Vincent Favretto	FRA	5.40
2004	Dmitriy Starodubtsev	RUS	5.50	Germán Chiaraviglio	ARG	5.45	Liu Feiliang	CHN	5.40
2006	Germán Chiaraviglio	ARG	5.71	Yang Yansheng	CHN	5.54	Leonid Kivalov	RUS	5.42
2008	Raphael Holzdeppe	GER	5.50	Paweł Wojciechowski	POL	5.40	Karsten Dilla	GER	5.30
2010	Anton Ivakin	RUS	5.50	Claudio Stecchi	ITA	5.40	Andrew Sutcliffe	GBR	5.35
2012	Thiago Braz	BRA	5.55	Ivan Horvat	CRO	5.55	Shawn Barber	CAN	5.55
2014	Axel Chapelle	FRA	5.55	Danyil Kotov	RUS	5.50	Oleg Zernikel	GER	5.50
2016	Deakin Volz	USA	5.65	Kurtis Marschall	AUS	5.55	Armand Duplantis	SWE	5.45
2018	Armand Duplantis	SWE	5.82	Zachery Bradford	USA	5.55	Masaki Ejima	JPN	5.55
2021	Matvey Volkov	BLR	5.45	Juho Alasaari	FIN	5.35	Kyle Rademeyer	RSA	5.30

Long Jump

1986	Dietmar Haaf	FRG	7.93	Ivo Krsek	TCH	7.87	Thomas Wolf	GDR	7.77
1988	Luis Bueno	CUB	7.99	Saúl Isalgue	CUB	7.78	Nai Hui-Fang	TPE	7.77w
1990	James Stallworth	USA	8.12	Dion Bentley	USA	8.05	Kareem Streete-Thompson	CAY	7.94
1992	Neil Chance	USA	7.89	Robert Thomas	USA	7.84	Ivaylo Mladenov	BUL	7.68
1994	Gregor Cankar	SLO	8.04w	Bogdan Tăruș	ROU	8.01	Shigeru Tagawa	JPN	7.85w
1996	Aleksey Lukashevich	UKR	7.91	Raúl Fernández	ESP	7.75	Nathan Morgan	GBR	7.74
1998	Petar Dachev	BUL	8.14	Abdurrahman Al-Nubi	QAT	8.11	Luis Méliz	CUB	7.91
2000	Cai Peng	CHN	7.88	Volodymyr Zyuskov	UKR	7.84w	Yoelmis Pacheco	CUB	7.71
2002	Abdulla Al-Waleed	QAT	7.99	Fabrice Lapierre	AUS	7.74	Trevell Quinley	USA	7.71
2004	Andrew Howe	ITA	8.11	Khotso Mokoena	RSA	8.09	John Thornell	AUS	7.89
2006	Robert Crowther	AUS	8.00	Tone Belt	USA	7.95	Zhang Xiaoyi	CHN	7.86
2008	Marquise Goodwin	USA	7.74	Dimitry Astrouski	BLR	7.64	Eusebio Cáceres	ESP	7.59
2010	Luvo Manyonga	RSA	7.99	Eusebio Cáceres	ESP	7.90	Taylor Stewart	CAN	7.63
2012	Sergey Morgunov	RUS	8.09	Andreas Trajkovski	DEN	7.82	Jarrion Lawson	USA	7.64
2014	Wang Jianan	CHN	8.08	Lin Qing	CHN	7.94	Shontaro Shiroyama	JPN	7.83w
2016	Maykel D. Massó	CUB	8.00	Miltiádis Tentóglou	GRE	7.91	Darcy Roper	AUS	7.88
2018	Yuki Hashioka	JPN	8.03	Maykel Vidal	CUB	7.99	Wayne Pinnock	JAM	7.90
2021	Erwan Konate	FRA	8.12	Jhon Andres	COL	7.97	Kavion Kerr	JAM	7.90

Triple Jump

1986x	Igor Parygin	URS	16.97	Zdravko Dimitrov	BUL	16.13	Du Benghong	CHN	16.00
1988	Vladimir Melikhov	URS	16.69	Galin Georgiev	BUL	16.18	Eugene Green	BAH	16.16
1990	Sergey Bykov	URS	16.98	Yoelbi Quesada	CUB	16.62	Nikolay Raev	BUL	16.22
1992	Yoelbi Quesada	CUB	17.04	Osiris Mora	CUB	17.03	Ndabazihle Mdhlongwa	ZIM	16.57
1994	Larry Achike	GBR	16.67w	Leonard Cobb	USA	16.65	Ronald Servius	FRA	16.55w
1996	René Hernández	CUB	16.50	Michael Calvo	CUB	16.17	Ionuț Pungă	ROU	16.15w
1998	Ionuț Pungă	ROU	16.94	Ivaylo Rusinov	BUL	16.65	Greg Yeldell	USA	16.44
2000	Marian Oprea	ROU	16.41	Yoandri Betanzos	CUB	16.34	Hamdi Abdel	QAT	16.29
2002	David Girat	CUB	16.68	Li Yanxi	CHN	16.66	Aleksandr Sergeyev	RUS	16.55
2004	Khotso Mokoena	RSA	16.77	Zhu Shujing	CHN	16.64	Viktor Kuznetsov	UKR	16.58
2006	Benjamin Compaoré	FRA	16.61	Hugo Chila	ECU	16.49	Zhong Minwei	CHN	16.29
2008	Teddy Tamgho	FRA	17.33w	Osviel Hernández	CUB	16.90w	Mohamed Youssef Al-Sahabi	BRN	16.59
2010	Aleksey Fyodorov	RUS	16.68	Ernesto Revé	CUB	16.47	Omar Craddock	USA	16.23
2012	Pedro Pablo Pichardo	CUB	16.79	Artyom Primak	RUS	16.60	Latario Minns	BAH	16.37
2014	Lázaro Martínez	CUB	17.13	Max Hess	GER	16.55	Mateus Daniel de Sá	BRA	16.47
2016	Lázaro Martínez	CUB	17.06	Cristian Atanay Nápoles	CUB	16.62	Melvin Raffin	FRA	16.37
2018	Jordan A. Díaz	CUB	17.15	Martin Lamou	FRA	16.44	Jonathan Seremes	FRA	16.18
2021	Gabriel Wallmark	SWE	16.43	Jaydon Hibbert	JAM	16.05	Simon Gore	FRA	15.85

x The original silver medallist [Juan Miguel López CUB 16.92w/16.81] was disqualified for a doping violation

Shot Put (7.26kg in 1986-2004, 6kg thereafter)

1986	Aleksey Lukashenko	URS	18.90	Vyacheslav Lykho	URS	18.71	Radoslav Despotov	BUL	18.17
1988	Aleksandr Klimenko	URS	18.92	Mike Stulce	USA	18.47	Aleksandr Klimov	URS	18.06
1990	Viktor Bulat	URS	19.21	Xie Shenyang	CHN	18.57	Yuriy Ivanov	URS	18.13
1992	Yuriy Belonog	EUN	18.46	Manuel Martínez	ESP	18.14	Ralf Kahles	GER	17.97
1994	Adam Nelson	USA	18.34	Andreas Gustafsson	SWE	17.95	Ville Tiisanoja	FIN	17.90
1996	Ralf Bartels	GER	18.71	Justin Anlezark	AUS	18.21	Clay Cross	AUS	17.69
1998	Mikuláš Konopka	SVK	18.50	Janus Robertts	RSA	18.15	Carl Myerscough	GBR	18.12
2000	Rutger Smith	NED	19.48	Ivan Yushkov	RUS	19.06	Tomasz Chrzanowski	POL	19.00
2002	Edis Elkasević	CRO	21.47	Sean Shields	USA	20.54	Mika Vasara	FIN	20.50
2004	Georgi Ivanov	BUL	20.70	Jakub Giza	POL	20.05	Aleksandr Grekov	RUS	19.98
2006	Margus Hunt	EST	20.53	Mostafa Abdul El-Moaty	EGY	20.14	Guo Yanxiang	CHN	19.97

YEAR	GOLD			SILVER			BRONZE		
2008	David Storl	GER	21.08	Aleksandr Bulanov	RUS	20.14	Marin Premeru	CRO	19.93
2010	Jacko Gill	NZL	20.76	Božidar Antunović	SRB	20.20	Ding Yongheng	CHN	20.14
2012	Jacko Gill	NZL	22.20	Krzysztof Brzozowski	POL	21.78	Damien Birkinhead	AUS	21.14
2014	Konrad Bukowiecki	POL	22.06	Denzel Comenentia	NED	20.17	Braheme Days	USA	20.01
2016	xx Bronson Osborn	USA	21.27	Wictor Petersson	SWE	20.65	Adrian Piperi	USA	20.62
2018	Kyle Blignaut	RSA	22.07	Adrian Piperi	USA	22.06	Odisséas Mouzenidis	GRE	21.07
2021	Juan C. Vázquez	CUB	19.73	Yauheni Brihi	BLR	19.70	Jephté Vogel	SUI	19.16

xx The original gold medallist [Konrad Bukowiecki POL 23.34] was disqualified for a doping violation, as was the original silver medallist [Andrei Toader ROU 22.30], who had been temporarily promoted to gold

Discus Throw (2kg in 1986-2004, 1.75kg thereafter)

1986	Vasil Baklarov	BUL	60.60	Werner Reiterer	AUS	58.64	Vasiliy Kaptyukh	URS	58.22
1988	Andreas Seelig	GDR	58.60	Kami Keshmiri	USA	54.68	Yuriy Nesterets	URS	53.70
1990	Ilian Iliev	BUL	58.28	Frank Biset	CUB	57.10	Jan Engelmann	GDR	56.82
1992	Brian Milne	USA	58.28	Frits Potgieter	RSA	56.28	Marek Bilek	TCH	54.86
1994	Frantz Kruger	RSA	58.22	Julio Piñero	ARG	57.80	Timo Sinervo	FIN	56.76
1996	Casey Malone	USA	56.22	Roland Varga	HUN	55.20	Frank Casañas	CUB	54.86
1998	Zoltán Kóvágó	HUN	59.36	Emeka Udechuku	GBR	57.99	Gábor Máté	HUN	56.96
2000	Hannes Hopley	RSA	59.51	Niklas Arrhenius	SWE	59.19	Rutger Smith	NED	58.70
2002	Wu Tao	CHN	64.51	Dmitriy Sivakov	BLR	62.00	Michal Hodun	POL	61.74
2004	Ehsan Haddadi	IRI	62.14	Oleg Pirog	RUS	60.28	Luka Rujević	SCG	59.82
2006	Margus Hunt	EST	67.32	Mohammad Samimi	IRI	63.00	Martin Wierig	GER	62.17
2008	Gordon Wolf	GER	62.00	Marin Premeru	CRO	61.85	Mykyta Nesterenko	UKR	61.01
2010	Andrius Gudžius	LTU	63.78	Andrei Gag	ROU	61.85	Julian Wruck	AUS	61.09
2012	Fedrick Dacres	JAM	62.80	Wojciech Praczyk	POL	62.75	Gerhard de Beer	RSA	61.57
2014	Martin Marković	CRO	66.94	Henning Prüfer	GER	64.18	Sven Martin Skagestad	NOR	63.21
2016	Mouad Mohamed Ibrahim	QAT	63.63	Oskar Stachnik	POL	62.83	Hleb Zhuk	BLR	61.70
2018	Kai Chang	JAM	62.36	Yauheni Bahutski	BLR	61.75	Claudio Romero	CHI	60.81
2021	Mykolas Alekna	LTU	69.81	Ralford Mullings	JAM	66.68	Raman Khartanovich	BLR	62.19

Hammer Throw (7.26kg in 1986-2004, 6kg thereafter)

1986	Vitaliy Alisevich	URS	72.00	Valeriy Gubkin	URS	71.78	Sabin Khristov	BUL	68.96
1988	Vadim Kolesnik	URS	69.52	Oleg Palushik	URS	69.00	Thomas Hommel	GDR	66.06
1990	Andrey Debely	URS	70.60	Sávvas Saritzóglou	GRE	70.32	Andrey Budykin	URS	69.36
1992	Vadim Grabovoy	EUN	73.00	Alberto Sánchez	CUB	69.78	Andrey Yevgenyev	EUN	69.24
1994	xx Szymon Ziółkowski	POL	70.44	Igor Tugay	UKR	70.08	Sergey Vasilyev	RUS	66.14
1996	Maciej Pałyszko	POL	71.24	Vadim Devyatovskiy	BLR	70.88	Roman Konevtsov	RUS	70.32
1998	Olli-Pekka Karjalainen	FIN	69.66	Yuriy Voronkin	RUS	69.66	Wojciech Kondratowicz	POL	68.93
2000	Eşref Apak	TUR	69.97	Dylan Armstrong	CAN	67.50	Aaron Fish	AUS	67.44
2002	Werner Smit	RSA	76.43	Ali Mohamed Al-Zinkawi	KUW	73.69	Aleksandr Kazulka	BLR	72.72
2004	Andrey Azarenkov	RUS	74.11	Mohsen Anani	EGY	72.98	Kamilius Bethke	GER	71.91
2006	Yevgeniy Aydamirov	RUS	78.42	Kristóf Nsmeth	HUN	78.39	Marcel Lomnický	SVK	77.06
2008	Walter Henning	USA	76.92	Conor McCullough	USA	75.88	Oleg Dubitski	BLR	75.42
2010	Conor McCullough	USA	80.79	Ákos Hudi	HUN	78.37	Alaa El-Din El-Ashry	EGY	76.66
2012	Ashraf Amjad Al-Saifi	QAT	85.57	Bence Pásztor	HUN	76.74	Sukhrob Khodyayev	UZB	76.16
2014	Ashraf Amjad Al-Saifi	QAT	84.71	Bence Pásztor	HUN	79.99	Ilya Terentyev	RUS	76.31
2016	Bence Halász	HUN	80.93	Hlib Piskunov	UKR	79.58	Aleksi Jaakkola	FIN	77.88
2018	Jake Norris	GBR	80.65	Myhaylo Kokhan	UKR	79.68	Myhaylo Havrylyuk	UKR	77.71
2021	Jan Doležálek	CZE	77.83	Oréstis Dousákis	GRE	77.78	Jean-Baptiste Bruxelles	FRA	77.70

xx The original gold medallist [Vladislav Piskunov UKR 71.66] was disqualified for a doping violation

Javelin Throw (800g)

1986	Vladimir Sasimovich	URS	78.84	Mark Roberson	GBR	74.24	Gavin Lovegrove	NZL	74.22
1988	Vladimir Ovchinnikov	URS	77.08	Steve Backley	GBR	75.40	Jens Reimann	GDR	71.64
1990	Tommi Viskari	FIN	73.88	Dariusz Trafas	POL	72.76	Jarkko Heimonen	FIN	72.30
1992	Aki Parviainen	FIN	76.34	Boris Henry	GER	76.04	Kostas Gatsióúdis	GRE	75.92
1994	Marius Corbett	RSA	77.98	Matti Närhi	FIN	74.92	Isbel Luaces	CUB	72.82
1996	Sergey Voynov	UZB	79.78	Harri Haatainen	FIN	76.12	Steven Madeo	AUS	73.88
1998	David Parker	GBR	72.85	Hardus Pienaar	RSA	71.16	Yukifumi Murakami	JPN	70.72
2000	Hardus Pienaar	RSA	78.11	Andreas Thorkildsen	NOR	76.34	Park Jae-Myong	KOR	72.36
2002	Igor Janik	POL	74.16	Vladislav Shkurlatov	RUS	74.09	Jung Sang-Jin	KOR	73.99
2004	Aleksey Tovarnov	RUS	79.38	Lohan Rautenbach	RSA	74.42	Júlio César de Oliveira	BRA	73.86
2006	Robert Oosthuizen	RSA	83.07	Ari Mannio	FIN	77.26	Roman Avramenko	UKR	76.01
2008	Robert Szpak	POL	78.01	Ihab Abdelrahman	EGY	76.20	Ansis Brūns	LAT	75.31
2010	Till Wöschler	GER	82.52	Genki Dean	JPN	76.44	Dmitri Tarabin	RUS	76.42
2012	Keshorn Walcott	TTO	78.64	Braian Toledo	ARG	77.09	Morne Moolman	RSA	76.29
2014	Gatis Čakšs	LAT	74.04	Matija Muhar	SLO	72.97	Adrian Mardari	MDA	72.81
2016	Neeraj Chopra	IND	86.48	Johannes Grobler	RSA	80.59	Anderson Peters	GRN	79.65
2018	Nash Lewis	AUS	75.31	Tzurriel Pedigo	USA	73.76	Maurice Voigt	GER	73.44
2021	Janne Läspä	FIN	76.46	Artur Felfner	UKR	76.32	Nnadi Chinecherem	NGR	74.48

YEAR	GOLD			SILVER			BRONZE		
Decathlon (7.26kg/2kg SP/DT in 1986-2004, 6kg/1.75kg thereafter)									
1986	Petri Keskitalo	FIN	7623	Michael Smith	CAN	7523	Nikolay Zayats	URS	7509
1988	Michael Kohnle	FRG	7729	Róbert Zmélík	TCH	7659	Eduard Hämäläinen	URS	7596
1990	Eric Kaiser	FRG	7762	Jarkko Finni	FIN	7698	David Bigham	GBR	7488
1992	Raúl Duany	CUB	7403	Bernhard Floder	GER	7397	Renco van Veldhuizen	NED	7313
1994	Benjamin Jensen	NOR	7676	Klaus Isekenmeier	GER	7298	Glenn Lindqvist	FIN	7288
1996	Attila Zsivóczky	HUN	7582	Dean Macey	GBR	7480	Chiel Warners	NED	7368
1998	Ari Heikkinen	FIN	7476	Thomas Pöge	GER	7332	Jaako Ojaniemi	FIN	7246
2000	Dennis Leyckes	GER	7897	David Gómez	ESP	7772	André Niklaus	GER	7712
2002	Leonid Andreyev	UZB	7693	Nadir El Fassi	FRA	7677	Mikko Halvari	FIN	7587
2004	Andrey Kravchenko	BLR	8126	Aleksey Sysoyev	RUS	8047	Norman Müller	GER	7942
2006	Arkadiy Vasilyev	RUS	8059	Yordanis García	CUB	7850	Jordan Vandermade	NZL	7807
2008	Jan Felix Knobel	GER	7896	Eduard Mikhan	BLR	7894	Mihail Dudas	SRB	7663
2010	Kevin Mayer	FRA	7928	Ilya Shkurenkov	RUS	7830	Marcus Nilsson	SWE	7751
2012	Gunnar Nixon	USA	8018	Jake Stein	AUS	7951	Tim Dekker	NED	7815
2014	Jirí Sýkora	CZE	8135	Cedric Dubler	AUS	8094	Tim Nowak	GER	7980
2016	Niklas Kaul	GER	8162	Maksim Andraloits	BLR	8046	Johannes Erm	EST	7879
2018	Ash Moloney	AUS	8190	Gary Haasbroek	AUS	7798	Simon Ehammer	SUI	7642
2021	František Doubek	CZE	8169	Jente Hauttekeete	BEL	8053	José San Pastor	ESP	7430

10,000 Metres Walk

1986	Mikhail Shchennikov	URS	40:38.01	Salvatore Cacia	ITA	40:40.73	Ricardo Pueyo	ESP	40:41.05
1988	Alberto Cruz	MEX	41:16.11	Valentí Massana	ESP	41:33.95	Mikhail Khmelniitskiy	URS	41:38.86
1990	Ilya Markov	URS	39:55.52	Alberto Cruz	MEX	39:56.49	Jefferson Pérez	ECU	40:08.23
1992	Jefferson Pérez	ECU	40:42.66	Jacek Müller	POL	40:50.82	Grzegorz Müller	POL	41:12.28
1994	Jorge Segura	MEX	40:26.93	Yevgeniy Shmalyuk	RUS	40:32.72	Artur Meleshkevich	BLR	40:35.52
1996	Francisco Fernández	ESP	40:38.25	David Márquez	ESP	41:03.73	Nathan Deakes	AUS	41:11.44
1998	Roman Rasskazov	RUS	41:55.95	Liu Yunfeng	CHN	42:01.11	Mario Flores	MEX	42:04.55
2000	David Berdeja	MEX	40:56.47	Yevgeniy Demkov	RUS	40:56.53	Viktor Burayev	RUS	40:56.57
2002	Vladimir Kanaykin	RUS	41:41.40	Xu Xingde	CHN	41:44.00	Lu Ronghua	CHN	41:46.07
2004	Andrey Ruzavin	RUS	40:58.15	Vladimir Kanaykin	RUS	40:58.48	Kim Hyun-Sup	KOR	40:59.24
2006	Bo Xiangdong	CHN	42:50.26	Huang Zhengyu	CHN	43:13.29	Yusuke Suzuki	JPN	43:45.62
2008	Stanislav Yemelyanov	RUS	39:35.01	Chen Ding	CHN	39:47.20	Lluís Torlá	ESP	40:29.57
2010	Valeriy Filipchuk	RUS	40:43.17	Cai Zelin	CHN	40:43.59	Petr Bogatyrev	RUS	40:50.37
2012	Eider Arévalo	COL	40:09.74	Su Guanyu	CHN	40:16.87	Takumi Saito	JPN	40:19.10
2014	Daisuke Matsunaga	JPN	39:27.19	Diego García	ESP	39:51.59	Paolo Yurivilca	PER	40:02.07
2016	Callum Wilkinson	GBR	40:41.62	Jonathan Javier Amores	ECU	40:43.33	Salih Korkmaz	TUR	40:45.53
2018	Zhang Yao	CHN	40:32.06	David Hurtado	ECU	40:32.06	José Ortíz	GUA	40:45.26
2021	Heristone Wanyonyi	KEN	42:10.84	Amit Khatri	IND	42:17.94	Paul McGrath	ESP	42:26.11

✘ The original silver medallist [Aleksandr Ivanov RUS 40:12.90] was disqualified for a doping violation

4 x 100 Metres Relay

1986	Great Britain & NI	39.80	FRG	39.81	Poland	39.98
1988	United States	39.27	Nigeria	39.66	Great Britain & NI	40.06
1990	United States	39.13	USSR	39.58	Nigeria	39.68
1992	Great Britain & NI	39.21	United States	39.59	Nigeria	39.88
1994	Great Britain & NI	39.60	United States	39.76	Canada	39.90
1996	United States	39.36	France	39.47	Australia	39.62
1998	Jamaica	39.70	United States	39.71	Germany	39.99
2000	Great Britain & NI	39.05	France	39.33	Japan	39.47
2002	United States	38.92	Jamaica	39.15	Trinidad & Tobago	39.17
2004	United States	38.66	Jamaica	39.27	Japan	39.43
2006	Jamaica	39.05	United States	39.21	Great Britain & NI	39.24
2008	United States	38.98	Jamaica	39.25	South Africa	39.70
2010	United States	38.93	Jamaica	39.55	Trinidad & Tobago	39.72
2012	United States	38.67	Jamaica	38.97	Japan	39.02
2014	United States	38.70	Japan	39.02	Jamaica	39.12
2016	United States	38.93	Japan	39.01	Germany	39.13
2018	United States	38.88	Jamaica	38.96	Germany	39.22
2021	South Africa	38.51	Jamaica	38.61	Poland	38.90

4 x 400 Metres Relay

1986	United States	3:01.90	Cuba	3:04.20	Jamaica	3:05.16
1988	United States	3:05.09	Australia	3:07.60	Jamaica	3:08.00
1990	United States	3:02.26	Great Britain & NI	3:03.80	Australia	3:05.51
1992	United States	3:06.11	Jamaica	3:06.58	Japan	3:06.66
1994	United States	3:03.32	Jamaica	3:04.12	Great Britain & NI	3:06.59
1996	United States	3:03.65	Japan	3:06.01	Great Britain & NI	3:06.76
1998	Australia	3:04.74	United States	3:05.06	Jamaica	3:05.31
2000	Jamaica	3:06.06	Germany	3:06.79	Poland	3:07.05

YEAR	GOLD		SILVER		BRONZE		WIND	
2002	United States	3:03.71	Jamaica	3:04.06	Japan	3:05.80		
2004	United States	3:01.09	South Africa	3:04.50	Japan	3:05.33		
2006	United States	3:03.76	Russia	3:05.13	Great Britain & NI	3:05.49		
2008	United States	3:03.86	Great Britain & NI	3:05.82	Germany	3:06.47		
2010	United States	3:04.76	Nigeria	3:06.36	Great Britain & NI	3:06.49		
2012	United States	3:03.99	Poland	3:05.05	Trinidad & Tobago	3:06.32		
2014	United States	3:03.31	Japan	3:04.11	Jamaica	3:04.47		
2016	United States	3:02.39	Botswana	3:02.81	Jamaica	3:04.83		
2018	Italy	3:04.05	United States	3:05.26	Great Britain & NI	3:05.64		
2021	Botswana	3:05.22	Jamaica	3:05.76	Kenya	3:05.94		

WOMEN**100 Metres**

1986	Tina Iheagwam	NGR	11.34	Caryl Smith	USA	11.46	Maicel Malone	USA	11.49	0.9
1988	Diana Dietz	GDR	11.18	Katrin Krabbe	GDR	11.23	Liliana Allen	CUB	11.36	-0.4
1990	Andrea Philipp	GDR	11.36	Nikole Mitchell	JAM	11.47	Lucrecia Jardim	POR	11.52	0.9
1992	Nikole Mitchell	JAM	11.30	Jacqueline Poelman	NED	11.44	Merlene Frazer	JAM	11.49	0.3
1994	Sabrina Kelly	USA	11.36	Aspen Burkett	USA	11.40	Philomena Mensah	GHA	11.43	2.0
1996	Nora Ivanova	BUL	11.32	Andrea Anderson	USA	11.43	Esther Möller	GER	11.46	0.6
1998	Shakedia Jones	USA	11.19	Angela Williams	USA	11.27	Joan Uduak Ekah	NGR	11.50	1.7
2000	Veronica Campbell	JAM	11.12	Katchi Habel	GER	11.39	Fana Ashby	TTO	11.47	2.0
2002	Laurn Williams	USA	11.33	Simone Facey	JAM	11.43	Marshevet Hooker	USA	11.48	-0.2
2004	Ashley Owens	USA	11.13	Jasmine Baldwin	USA	11.34	Sally McLellan	AUS	11.40	1.5
2006	Tezdzhan Naimova	BUL	11.28	Gabby Mayo	USA	11.42	Carrie Russel	JAM	11.42	-0.8
2008	Jeneba Tarmoh	USA	11.37	Ashleigh Nelson	GBR	11.49	Sheniqua Ferguson	BAH	11.52	-0.6
2010	Jodie Williams	GBR	11.40	Takeia Pinckney	USA	11.49	Jamile Samuel	NED	11.56	-0.7
2012	Anthonique Strachan	BAH	11.20	Nimet Karakuş	TUR	11.36	Tamiris Liz	BRA	11.45	1.7
2014	Dina Asher-Smith	GBR	11.23	Angela Tenorio	ECU	11.39	Kaylin Whitney	USA	11.45	-1.0
2016	Candace Hill	USA	11.07	Ewa Swoboda	POL	11.12	Khalifa St. Fort	TTO	11.18	0.9
2018	Briana Williams	JAM	11.16	TeeTee Terry	USA	11.19	Kristal Awuah	GBR	11.37	0.0
2021	Tina Clayton	JAM	11.09	Beatrice Masilingi	NAM	11.39	Mélissa Gutschmidt	SUI	11.51	-0.6

200 Metres

1986	Falilat Ogunkoya	NGR	23.11	Mary Onyali	NGR	23.30	Katrin Krabbe	GDR	23.31	0.6
1988	Katrin Krabbe	GDR	22.34w	Diana Dietz	GDR	22.88	Liliana Allen	CUB	22.97	2.3
1990	Diane Smith	GBR	23.10	Zundra Feagin	USA	23.13	Lucrecia Jardim	POR	23.26	1.3
1992	Hu Ling	CHN	23.14	Cathy Freeman	AUS	23.25	Merlene Frazer	JAM	23.29	0.3
1994	Heide Seyerling	RSA	22.80w	LaKeisha Backus	USA	22.86	Tatyana Tkalic	UKR	23.35	2.2
1996	Sylviane Félix	FRA	23.16	Lauren Hewitt	AUS	23.32	Nora Ivanova	BUL	23.59	-2.2
1998	Muriel Hurtis	FRA	23.22	Shakedia Jones	USA	23.39	Sarah Wilhelmy	GBR	23.56	-1.1
2000	Veronica Campbell	JAM	22.87	Sina Schielke	GER	23.20	Vida Anim	GHA	23.81	0.7
2002	Vernicha James	GBR	22.93	Aneisha McLaughlin	JAM	22.94	Sanya Richards	USA	23.09	-0.2
2004	Shalonda Solomon	USA	22.82	Aneisha McLaughlin	JAM	23.21	Nickeisha Anderson	JAM	23.46	-0.2
2006	Tezdzhan Naimova	BUL	22.99	Vanda Gomes	BRA	23.59	Ewelina Klocek	POL	23.63	-0.9
2008	Sheniqua Ferguson	BAH	23.24	Meritzer Williams	SKN	23.40	Janelle Redhead	GRN	23.52	-0.9
2010	Stormy Kendrick	USA	22.99	Jodie Williams	GBR	23.19	Jamile Samuel	NED	23.27	-0.5
2012	Anthonique Strachan	BAH	22.53	Olivia Ekponé	USA	23.15	Dezerea Bryant	USA	23.15	0.2
2014	Kaylin Whitney	USA	22.82	Irene Ekelund	SWE	22.97	Angela Tenorio	ECU	23.15	2.4
2016	Ofonime Odiong	BRN	22.84	Evelin Rivera	COL	23.21	Estelle Raffai	FRA	23.48	0.6
2018	Briana Williams	JAM	22.50	Lauren Rain Williams	USA	23.09	Martyna Kotwila	POL	23.21	-0.1
2021	Christine Mboma	NAM	21.84	Beatrice Masilingi	NAM	22.18	Favour Ofili	NGR	22.23	1.1

400 Metres

1986	Susann Sieger	GDR	52.02	Olga Pesnopevtseva	URS	52.17	Sandie Richards	JAM	52.23	
1988	Grit Breuer	GDR	51.24	Maicel Malone	USA	52.23	Olga Moroz	URS	53.20	
1990	Fatimat Yusuf	NGR	50.62	Charity Opara	NGR	51.28	Manuela Derr	GDR	51.95	
1992	Magdalena Nedelcu	ROU	51.84	Claudine Williams	JAM	52.03	Ionela Tirlea	ROU	52.13	
1994	Olabisi Afolabi	NGR	51.97	Monique Hennagan	USA	52.25	Hana Benesová	TCH	52.60	
1996	Andreea Burlacu	ROU	52.32	Suzianne Reid	USA	53.17	Rosemary Hayward	AUS	53.28	
1998	Natalya Nazarova	RUS	52.02	Nakiya Johnson	USA	52.09	Yudalis Díaz	CUB	52.39	
2000	Jana Pittman	AUS	52.45	Aneta Lemiesz	POL	52.78	Norma González	COL	53.30	
2002	Monique Henderson	USA	51.10	Sanya Richards	USA	51.49	Sheryl Morgan	JAM	52.61	
2004	Natasha Hastings	USA	52.04	Sonita Sutherland	JAM	52.41	Ashlee Kidd	USA	52.45	
2006	Danijela Grgić	CRO	50.78	Sonita Sutherland	JAM	51.42	Nawal Al-Jak	SUD	51.67	
2008	Sade Abugan	NGR	51.84	Jessica Beard	USA	52.09	Susana Clement	CUB	52.36	
2010	Shaunae Miller	BAH	52.52	Margaret Etim	NGR	53.05	Bianca Răzor	ROU	53.17	
2012	Ashley Spencer	USA	50.50	Kadecia Baird	GUY	51.04	Erika Rucker	USA	51.10	
2014	Kendall Baisden	USA	51.85	Gilda Casanova	CUB	52.59	Olivia Baker	USA	53.00	
2016	Tiffany James	JAM	51.32	Lynna Irby	USA	51.39	Junelle Bromfield	JAM	52.05	
2018	Hima Das	IND	51.46	Andrea Miklos	ROU	52.07	Taylor Manson	USA	52.28	
2021	Imeobong Nse Uko	NGR	51.55	Kornelia Lesiewicz	POL	51.97	Sylvia Chelangat	KEN	52.23	

YEAR	GOLD			SILVER			BRONZE		
800 Metres									
1986	Selina Chirchir	KEN	2:01.40	Gabriela Sedláková	TCH	2:01.49	Adriana Dumitru	ROU	2:01.93
1988	Birte Bruhns	GDR	2:00.67	Catalina Gheorghiu	ROU	2:01.96	Dorota Buczkowska	POL	2:02.94
1990	Li Liu	CHN	2:03.95	Magdalena Nedelcu	ROU	2:04.52	Aurica Rautu	ROU	2:04.78
1992	Lu Yi	CHN	2:02.91	Chen Yumei	CHN	2:03.14	Kati Kovacs	GER	2:03.81
1994	Miaoara Cosulianu	ROU	2:04.95	Jackline Maranga	KEN	2:05.05	Kutre Dulecha	ETH	2:05.17
1996	Claudia Gesell	GER	2:02.67	Kathleen Friedrich	GER	2:02.70	Nancy Jebet Langat	KEN	2:03.21
1998	Olga Mikayeva	RUS	2:05.34	Nancy Jebet Langat	KEN	2:05.43	Naomi Misoi	KEN	2:05.77
2000	Nancy Jebet Langat	KEN	2:01.51	Georgie Clarke	AUS	2:02.28	Lucia Klocová	SVK	2:04.00
2002	Janet Jepkosgei	KEN	2:00.80	Lucia Klocová	SVK	2:01.73	Juliana Paula de Azevedo	BRA	2:03.81
2004	Natalya Koreyvo	BLR	2:01.47	Simona Barcău	ROU	2:02.23	Kayann Thompson	JAM	2:02.67
2006	Olga Cristea	MDA	2:04.52	Winny Chebet	KEN	2:04.59	Rebekah Noble	USA	2:04.90
2008	Mirela Lavric	ROU	2:00.06	Merve Aydın	TUR	2:00.92	Machteld Mulder	NED	2:02.05
2010	Mirela Lavric	ROU	2:01.85	Cherono Koech	KEN	2:02.29	Annet Negesa	UGA	2:02.51
2012	Ajee' Wilson	USA	2:00.91	Jessica Judd	GBR	2:00.96	Manal Bahraoui	MAR	2:03.09
2014	Margaret Wambui	KEN	2:00.49	Sahily Diago	CUB	2:02.11	Georgia Wassall	AUS	2:02.71
2016	Sammy Watson	USA	2:04.52	Aaliyah Miller	USA	2:05.06	Tigist Ketema	ETH	2:05.13
2018	Diribe Welteji	ETH	1:59.74	Carley Thomas	AUS	2:01.13	Delia Sclabas	SUI	2:01.29
2021	Ayal Dagnachew	ETH	2:02.96	Valentina Rosamilia	SUI	2:04.29	Élli-Eftihía Deliyiánni	GRE	2:04.66
1500 Metres									
1986	Ana Padurean	ROU	4:14.63	Selina Chirchir	KEN	4:15.59	Snezana Pajkić	YUG	4:16.03
1988	Doina Homneac	ROU	4:12.94	Snezana Pajkić	YUG	4:16.19	Yvonne van der Kolk	NED	4:16.35
1990	Qu Yunxia	CHN	4:13.67	Claudia Bertoi	ROU	4:14.19	Malin Ewerlöf	SWE	4:14.61
1992	Liu Dong	CHN	4:05.14	Jackline Maranga	KEN	4:08.79	Li Ying	CHN	4:09.04
1994	Anita Weyermann	SUI	4:13.97	Marta Domínguez	ESP	4:14.59	Atsumi Yashima	JPN	4:15.84
1996	Kutre Dulecha	ETH	4:08.65	Jackline Maranga	KEN	4:08.98	Shura Hotesa	ETH	4:09.49
1998	Lan Lixin	CHN	4:10.45	Yimenashu Taye	ETH	4:11.97	Bouchra Benthami	MAR	4:12.76
2000	Abebech Nigussie	ETH	4:19.93	Rose Kosgei	KEN	4:20.16	Georgie Clarke	AUS	4:20.21
2002	Viola Kibiwott	KEN	4:12.57	Birhane Hirpassa	ETH	4:13.59	Olesya Syreva	RUS	4:14.32
2004	Nelya Neporadna	UKR	4:15.90	Anna Alminova	RUS	4:16.32	Siham Hilali	MAR	4:17.39
2006	Irene Jelagat	KEN	4:08.88	Mercy Kosgei	KEN	4:12.48	Yuriko Kobayashi	JPN	4:12.88
2008	Stephanie Twell	GBR	4:15.09	Kalkidan Gezahegne	ETH	4:16.58	Emma Pallant	GBR	4:17.06
2010	Tizita Bogale	ETH	4:08.06	Ciara Mageean	IRL	4:09.51	Nancy Chepkwemoi	KEN	4:11.04
2012	Faith Kipyegon	KEN	4:04.96	Amela Terzić	SRB	4:07.59	Senbere Teferi	ETH	4:08.28
2014	Dawit Seyaum	ETH	4:09.86	Gudaf Tsegay	ETH	4:10.83	Sheila Keter	KEN	4:11.21
2016	Feyisa Adanech	ETH	4:08.07	Taye Fantu	ETH	4:08.43	Christina Aragon	USA	4:08.71
2018	Alemaz Teshale	ETH	4:09.67	Miriam Cherop	KEN	4:10.73	Delia Sclabas	SUI	4:11.98
2021	Purity Chepkirui	KEN	4:16.07	Diribe Welteji	ETH	4:16.39	Winnie Jemutai	UGA	4:18.99
3000 Metres									
1986	Cleopatra Palacian	ROU	9:02.91	Philippa Mason	GBR	9:03.35	Dorina Calenic	ROU	9:06.94
1988	Ann Mwangi	KEN	9:13.99	Fernanda Ribeiro	POR	9:15.33	Yvonne Lichtenfeld	GDR	9:16.02
1990	Simona Staicu	ROU	9:09.57	Liu Shixiang	CHN	9:10.54	Hatsumi Matsumoto	JPN	9:11.92
1992	Zhang Linli	CHN	8:46.86	Gabriela Szabo	ROU	8:48.28	Zhang Lirong	CHN	8:48.45
1994	Gabriela Szabo	ROU	8:47.40	Susie Power	AUS	8:56.93	Sally Barsosio	KEN	8:59.34
1996	Anita Weyermann	SUI	8:50.73	Edna Kiplagat	KEN	8:53.06	Etaferahu Tarekegne	ETH	8:53.77
1998	Yin Lili	CHN	8:57.09	Yimenashu Taye	ETH	9:01.70	Edna Kiplagat	KEN	9:05.46
2000	Beatrice Jepchumba	KEN	9:08.80	Jane Chepkoech	KEN	9:10.05	Etalemahu Kidane	ETH	9:11.55
2002	Meseret Defar	ETH	9:12.61	Mariam Alaoui Selsouli	MAR	9:16.28	Olesya Syreva	RUS	9:16.58
2004	Jebichi Yator	KEN	8:59.80	Safa Issaoui	TUN	9:02.47	Siham Hilali	MAR	9:03.16
2006	Veronica Wanjiru	KEN	9:02.90	Pauline Korikwang	KEN	9:05.21	Song Liwei	CHN	9:06.35
2008	Mercy Cherono	KEN	8:58.07	Bizunesh Urgesa	ETH	8:58.90	Frehiwat Goshu	ETH	9:03.76
2010	Mercy Cherono	KEN	8:55.07	Emebet Anteneh	ETH	8:55.24	Layes Abdullayeva	AZE	8:55.33
2012	Mercy Chepwogen	KEN	9:08.88	Hiwot Mesfin	ETH	9:09.27	Emelia Gorecka	GBR	9:09.43
2014	Mary Cain	USA	8:58.48	Lilian Rengeruk	KEN	9:00.53	Valentine Mateiko	KEN	9:00.79
2016	Beyenu Degefu	ETH	8:41.76	Dalilah Abdelkadir Gosa	BRN	8:46.42	Konstanze Klosterhalfen	GER	8:46.74
2018	Nozomi Tanaka	JPN	8:54.01	Meselu Kahsay	ETH	8:56.39	Tsige Gebreselama	ETH	8:59.20
2021	Teresia Gateri	KEN	8:57.78	Zenah Yego	KEN	8:59.59	Melknat Wedu	ETH	9:00.12
5000 Metres (From 1996)									
1996	Ayelech Worku	ETH	15:40.03	Olivera Jevtić	YUG	15:40.59	Cristina Iloc	ROU	15:41.44
1998	Yin Lili	CHN	15:29.65	Faith Jemutai	KEN	15:34.48	Meryma Hashim	ETH	15:39.57
2000	Dorcus Inzikuru	UGA	16:21.32	Meseret Defar	ETH	16:23.69	Sharon Cherop	KEN	16:23.73
2002	Meseret Defar	ETH	15:54.94	Tirunesh Dibaba	ETH	15:55.99	Vivian Cheruiyot	KEN	15:56.04
2004	Meselech Melkamu	ETH	15:21.52	Catherine Chikwakwa	MAW	15:36.22	Chiaki Iwamoto	JPN	15:39.59
2006	Xue Fei	CHN	15:31.61	Florence Kiplagat	KEN	15:32.34	Mary Ngugi	KEN	15:36.82
2008	Sule Utura	ETH	16:15.59	Genzebe Dibaba	ETH	16:16.75	Nelly Chebet	KEN	16:17.96
2010	Genzebe Dibaba	ETH	15:08.06	Mercy Cherono	KEN	15:09.19	Alice Nawowuna	KEN	15:17.39

YEAR	GOLD			SILVER			BRONZE			WIND
2012	Buze Diriba	ETH	15:32.94	Ruti Aga	ETH	15:32.95	Agnes Tirop	KEN	15:36.74	
2014	Alemitu Haroye	ETH	15:10.08	Alemitu Hawi	ETH	15:10.46	Agnes Tirop	KEN	15:43.12	
2016	Kalkidan Fentie	ETH	15:29.64	Imaculata Chepkurui	KEN	15:31.12	Bontu Edao Rebitu	BRN	15:31.93	
2018	Beatrice Chebet	KEN	15:30.77	Ejgayehu Taye	ETH	15:30.87	Girmawit Gebrzihair	ETH	15:34.01	
2021	Mizan Alem	ETH	16:05.61	Melknat Wedu	ETH	16:13.16	Prisca Chesang	UGA	16:21.78	

10,000 Metres (Replaced with 5000m from 1996)

1986	Katrin Kley	GDR	33:19.67	Nora Maraga	KEN	33:57.99	Marlene Renders	BEL	33:59.36	
1988	Jane Ngotho	KEN	33:49.45	Olga Nazarkina	URS	33:50.03	Mónica Gama	POR	34:16.13	
1990	Derartu Tulu	ETH	32:56.26	Rika Ota	JPN	33:06.85	Lydia Cheromei	KEN	33:20.83	
1992	Wang Junxia	CHN	32:29.90	Gete Wami	ETH	32:41.57	Sally Barsosio	KEN	32:41.76	
1994	Yoko Yamazaki	JPN	32:34.11	Jackline Okemwa	KEN	33:19.51	Jebiwott Keitany	KEN	33:35.98	

3000 Metres Steeplechase (76.2cm)

2004	Gladys Kipkemboi	KEN	9:47.26	Ancuța Bobocel	ROU	9:49.03	Catalina Oprea	ROU	9:50.04	
2006	Caroline Chepkurui	KEN	9:40.95	Ancuța Bobocel	ROU	9:46.19	Mekdes Bekele	ETH	9:48.67	
2008	Christine Muyanga	KEN	9:31.35	Elizabeth Mueni	KEN	9:36.50	Korahubish Itaa	ETH	9:37.81	
2010	Purity Kirui	KEN	9:36.34	Birtukan Adamu	ETH	9:43.23	Lucia Muangi	KEN	9:43.71	
2012	Daisy Jepkemei	KEN	9:47.22	Tejinesh Gebisa	ETH	9:50.51	Stella Rutto	KEN	9:50.58	
2014	Ruth Jebet	BRN	9:36.74	Rosefine Chepngetich	KEN	9:40.28	Daisy Jepkemei	KEN	9:47.65	
2016	Celliphine Chespol	KEN	9:25.15	Tigist Mekonen	BRN	9:34.08	Agrie Belachew	ETH	9:37.17	
2018	Celliphine Chespol	KEN	9:12.78	Peruth Chemutai	UGA	9:18.87	Winfred Yavi	BRN	9:23.47	
2021	Jackline Chepkoech	KEN	9:27.40	Zerfe Wondemagegn	ETH	9:35.22	Faith Cherotich	KEN	9:44.76	

100 Metres Hurdles (83.8cm)

1986	Heike Tillack	GDR	13.10	Aliuska López	CUB	13.14	Tanya Davis	USA	13.46	-0.7
1988	Aliuska López	CUB	13.23	Birgit Wolf	FRG	13.51	Zhanna Gurbanova	URS	13.64	-2.6
1990	Gillian Russell	JAM	13.31	Keri Maddox	GBR	13.38	Ilka Rönisch	GDR	13.41	0.4
1992	Gillian Russell	JAM	13.21	Damaris Anderson	CUB	13.43	Svetlana Laukhova	EUN	13.55	1.0
1994	Kirsten Bolm	GER	13.26	LaTasha Colander	USA	13.30	Diane Allahgreen	GBR	13.31	0.5
1996	Joyce Bates	USA	13.27	Glory Alozie	NGR	13.30	Tan Yali	CHN	13.37	0.7
1998	Julie Pratt	GBR	13.75	Sun Hongwei	CHN	13.75	Susanna Kallur	SWE	13.77	-1.0
2000	Susanna Kallur	SWE	13.02	Fanny Gerance	FRA	13.21	Adriana Lamalle	FRA	13.27	-1.7
2000	Anay Tejeda	CUB	12.81w	Agnieszka Frankowska	POL	13.16	Tina Klein	GER	13.23	3.4
2004	Ronnetta Alexander	USA	13.28	Sabrina Altermatt	SUI	13.39	Stephanie Lichtl	GER	13.40	-1.0
2006	Yekaterina Shtepa	RUS	13.33	Christina Vukicevic	NOR	13.34	Tiffany Ofili	USA	13.37	0.0
2008	Teona Rodgers	USA	13.40	Shermaine Williams	JAM	13.48	Belkis Milanés	CUB	13.49	-2.4
2010	Isabelle Pedersen	NOR	13.30	Jenna Pletsch	GER	13.35	Miriam Hehl	GER	13.46	0.9
2012	Morgan Snow	USA	13.38	Noemi Zbären	SUI	13.42	Yekaterina Bleskina	RUS	13.43	-2.4
2014	Kendell Williams	USA	12.89	Dior Hall	USA	12.92	Nadine Visser	NED	12.99	1.9
2016	Elvira Herman	BLR	12.85	Rushelle Burton	JAM	12.87	Tia Jones	USA	12.89	2.0
2018	Tia Jones	USA	13.01	Brittany Anderson	JAM	13.01	Cortney Jones	USA	13.19	-1.0
2021	Ackera Nugent	JAM	12.95	Anna-Maria Millend	EST	13.45	Anna Tóth	HUN	13.58	0.8

400 Metres Hurdles (76.2cm)

1986	Claudia Bartl	GDR	56.76	Kellie Roberts	USA	56.80	Svetlana Lukashevich	URS	57.92	
1988	Antje Axmann	GDR	57.47	Ann Maenhout	BEL	57.58	Silvia Rieger	FRG	57.88	
1990	Nelly Voronkova	URS	55.84	Marjana Luzar	YUG	56.74	Omolade Akinremi	NGR	56.97	
1992	Georgeta Petra	ROU	58.03	Erica Peterson	CAN	58.09	Winsome Cole	JAM	58.15	
1994	Ionela Tîrlea	ROU	56.25	Virna De Angeli	ITA	56.93	Emma Holmqvist	SWE	57.23	
1996	Ulrike Urbansky	GER	56.65	Vicki Jamison	GBR	57.57	Tanya Jarrett	JAM	57.91	
1998	Li Yulian	CHN	55.93	Allison Beckford	JAM	57.19	Sun Hongwei	CHN	57.43	
2000	Jana Pittman	AUS	56.27	Marjolein de Jong	NED	56.50	Melaine Walker	JAM	56.96	
2002	Lashinda Demus	USA	54.70	Melaine Walker	JAM	56.03	Camille Robinson	JAM	56.14	
2004	Yekaterina Kostetskaya	RUS	55.55	Zuzana Hejnová	CZE	57.44	Sherene Pinnock	JAM	57.54	
2006	Kaliese Spencer	JAM	55.11	Nicole Leach	USA	55.55	Sherene Pinnock	JAM	56.67	
2008	Takecia Jameson	USA	56.29	Janeil Bellille	TTO	56.84	Meghan Beesley	GBR	57.08	
2010	✘ Vera Rudakova	RUS	57.16	Evonne Britton	USA	57.32	Shiori Miki	JPN	57.35	
2012	Janeive Russell	JAM	56.62	Aurelie Chaboudez	FRA	57.14	Kaila Barber	USA	57.63	
2014	Shamier Little	USA	55.66	Shona Richards	GBR	56.16	Jade Miller	USA	56.22	
2016	Anna Cockrell	USA	55.20	Shannon Kalawan	JAM	56.54	Xahria Santiago	CAN	56.90	
2018	Zenény van ver Walt	RSA	55.34	Shiann Salmon	JAM	56.11	Yasmin Giger	SUI	56.98	
2021	Heidi Salminen	FIN	56.94	Ludivine Aubert	FRA	57.16	Savannah Sutherland	CAN	57.27	

✘ The original gold medalist [Katsiaryna Belanovich BLR 56.16] was disqualified for a doping violation

High Jump

1986	Karen Scholz	GDR	1.92	Alina Astafei	ROU	1.90	Yelena Obukhova	URS	1.88	
1988	Alina Astafei	ROU	2.00	Yelena Yelesina	URS	1.96	Karen Scholz	GDR	1.92	
1990	Svetlana Lavrova	URS	1.91	Katja Kilpi	FIN	1.88	Lea Haggett	GBR	1.88	

YEAR	GOLD			SILVER			BRONZE		
1992	Manuela Aigner	GER	1.93	Inna Gliznutsa	EUN	1.88	-		
				Svetlana Kalevskaya	EUN	1.88			
1994	Olga Kaliturina	RUS	1.88	Kajsa Bergqvist	SWE	1.88	Lenka Riháková	SVK	1.88
							Amy Acuff	USA	1.88
1996	Yuliya Lyakhova	RUS	1.93	Dóra Györfy	HUN	1.91	Svetlana Lapina	RUS	1.91
1998	Marina Kuptsova	RUS	1.88	Marie Norrman	SWE	1.88	Nevena Lendjel	CRO	1.84
							Tatyana Yefimenko	KGZ	1.84
2000	Blanka Vlašić	CRO	1.91	Marina Kuptsova	RUS	1.88	Marizca Gertenbach	RSA	1.88
2002	Blanka Vlašić	CRO	1.96	Anna Ksok	POL	1.87	Petrina Price	AUS	1.87
2004	Irina Kovalenko	UKR	1.93	Svetlana Shkolina	RUS	1.91	Sharon Day	USA	1.91
2006	Svetlana Radzivil	UZB	1.91	Zheng Xingyuan	CHN	1.88	Annett Engel	GER	1.84
							Yekaterina Yevseyeva	KAZ	1.84
2008	Kimberly Jess	GER	1.86	Mirela Demireva	BUL	1.86	Hannelore Desmet	BEL	1.86
							Lesyanis Mayor	CUB	1.86
2010	Marija Vuković	MNE	1.91	Airiné Palšytė	LTU	1.89	Elena Vallortigara	ITA	1.89
2012	Alessia Trost	ITA	1.91	Lissa Labiche	SEY	1.88	Mariya Kuchina	RUS	1.88
2014	Morgan Lake	GBR	1.93	Michaela Hrubá	CZE	1.91	Irina Iliyeva	RUS	1.88
2016	Michaela Hrubá	CZE	1.91	Ximena Esquivel	MEX	1.89	Yuliya Levchenko	UKR	1.86
2018	Karina Taranda	BLR	1.92	Sommer Lecky	IRL	1.90	María Fernanda Murillo	COL	1.90
2021	Natalya Spiridonova	ANA	1.91	Marithé Engondo	SUI	1.89	Styliana Ioannidou	CYP	1.87

Pole Vault

1998	Monika Götz	GER	4.20	Mar Sánchez	ESP	4.10			
				Monika Pyrek	POL	4.10			
2000	Yelena Isinbaeva	RUS	4.20	Annika Becker	GER	4.10	Vanessa Boslak	FRA	4.10
							Fanni Juhász	HUN	4.10
2002	Floé Kühnert	GER	4.40	Yuliya Golubchikova	RUS	4.30	Natalya Belinskaya	RUS	4.20
2004	Lisa Ryzih	GER	4.30	Anna Schultze	GER	4.25			
				Zhao Yingying	CHN	4.25			
2006	Zhou Yang	CHN	4.30	Tina Šutej	SLO	4.25	Vicky Parnov	AUS	4.20
2008	Valeriya Volik	RUS	4.40	Yekaterina Kolesova	RUS	4.40	Katerina Stefanídi	GRE	4.25
2010	Angelica Bengtsson	SWE	4.25	Victoria von Eynatten	GER	4.20	Holly Bleasdale	GBR	4.15
2012	Angelica Bengtsson	SWE	4.50	Liz Parnov	AUS	4.30	Roberta Bruni	ITA	4.20
2014	Alyona Lutkovskaya	RUS	4.50	Desiree Freier	USA	4.45	Eliza McCartney	NZL	4.45
2016	Angelica Moser	SUI	4.55	Rosbeilys Peinado	VEN	4.40	Wilma Murto	FIN	4.40
2018	Amálie Švábíková	CZE	4.51	Lisa Gunnarsson	SWE	4.35	Alice Moindrot	FRA	4.35

Long Jump

1986	Patricia Bille	GDR	6.70	Anu Kaljurand	URS	6.46	Tatyana Ter-Mesrobyan	URS	6.39
1988	Fiona May	GBR	6.88w	Anu Kaljurand	URS	6.78w	Joanne Wise	GBR	6.69w
1990	Iva Prandzheva	BUL	6.53	Erica Johansson	SWE	6.50	Sandrine Hennart	BEL	6.49
1992	Erica Johansson	SWE	6.65	Nicole Devonish	CAN	6.43	Yu Huaxiu	CHN	6.26
1994	Yelena Lysak	RUS	6.72w	Heli Koivula	FIN	6.64w	Ingvild Larsen	NOR	6.39w
1996	Guan Yingnan	CHN	6.53	Cristina Nicolau	ROU	6.47	Johanna Halkoaho	FIN	6.38
1998	Peng Fengmei	CHN	6.59	Li Xin	CHN	6.57	Maria Baccini	ITA	6.55
2000	Conchi Montaner	ESP	6.47	Zhou Yangxia	CHN	6.45w	Kumiko Ikeda	JPN	6.43
2002	Adina Anton	ROU	6.46	Wang Lina	CHN	6.36	Esther Aghatise	NGR	6.34
2004	Denisa Scerbová	CZE	6.61	Sophie Krauel	GER	6.47	Veronika Shutkova	BLR	6.22
2006	Rhonda Watkins	TTO	6.46	Anika Leipold	GER	6.42	Zhang Yuan	CHN	6.41
2008	Ivana Španović	SRB	6.61	Nastassia Mironchyk	BLR	6.46	Dailenys Alcántara	CUB	6.41
2010	Irisdaymi Herrera	CUB	6.41	Wang Wupin	CHN	6.23	Marharyta Tverдохlib	UKR	6.20
2012	Katarina Johnson-Thompson	GBR	6.81w	Lena Malkus	GER	6.80w	Jazmine Sawyers	GBR	6.67
2014	Akela Jones	BAR	6.34	Nadia Akpana Assa	NOR	6.31	Maryse Luzolo	GER	6.24
2016	Yanis David	FRA	6.42	Sophie Weissenberg	GER	6.40	Hilary Kpatcha	FRA	6.33
2018	Lea-Jasmin Riecke	GER	6.51	Ayaka Kora	JPN	6.37	Tara Davis	USA	6.36
2021	Maja Åskag	SWE	6.60	Shaili Singh	IND	6.59w	Mariya Horelova	UKR	6.50

Triple Jump

1992	Anja Vokuhl	GER	13.47	Yamina Martínez	CUB	13.42	Yelena Govorova	EUN	13.29
1994	Yelena Lysak	RUS	14.43w	Ren Ruiping	CHN	14.36w	Tatyana Lebedeva	RUS	13.62
1996	Tereza Marinova	BUL	14.62	Cristina Nicolau	ROU	13.64	Adelina Gavrila	ROU	13.50
1998	Baya Rahouli	ALG	14.04	Maria Solomon	ROU	13.75	Marija Martinović	YUG	13.47
2000	Anastasiya Ilyina	RUS	14.24	Anna Pyatykh	RUS	14.18	Dana Veldaková	SVK	13.92
2002	Mabel Gay	CUB	14.09	Arianna Martínez	CUB	13.74	Keila Costa	BRA	13.70
2004	Anastasiya Taranova	RUS	13.94	Xie Limei	CHN	13.77	Tatyana Yakovleva	RUS	13.67
2006	Kaire Leibak	EST	14.43	Sha Li	CHN	14.01	Liliya Kulyk	UKR	14.01
2008	Dailenys Alcántara	CUB	14.25	Yosleivis Rivalta	CUB	13.85	Paraskeví Papahristou	GRE	13.74
2010	Dailenys Alcántara	CUB	14.09	Laura Samuel	GBR	13.75	Deng Lina	CHN	13.72
2012	Ana Peleteiro	ESP	14.17	Dovilė Dzindzaletaitė	LTU	14.17	Liuba Zaldívar	CUB	13.90

YEAR	GOLD			SILVER			BRONZE		
2014	Rouguy Diallo	FRA	14.44w	Liadagmis Povea	CUB	14.07w	Li Xiaohong	CHN	14.03w
2016	Chen Ting	CHN	13.85	Konstadína Roméou	GRE	13.55	Georgiana Iuliana Anitei	ROU	13.49
2018	Aleksandra Nacheva	BUL	14.18	Mirieli Santos	BRA	13.81	Davisleidis L. Velazco	CUB	13.78
2021	Maja Åskag	SWE	13.75	Tessy Ebosele	ESP	13.63	Darja Sopova	LAT	13.60

Shot Put (4kg)

1986	Heike Rohrmann	GDR	18.39	Stephanie Storp	FRG	18.20	Ines Wittich	GDR	18.19
1988	Ines Wittich	GDR	18.54	Heike Rohrmann	GDR	17.84	Elvira Polyakova	URS	17.10
1990	Qiu Qiaoping	CHN	18.20	Li Xiaoyun	CHN	17.74	Heike Hopfer	GDR	17.27
1992	Wang Yawen	CHN	18.05	Zhang Zhiying	CHN	18.03	Olga Ilyina	EUN	17.20
1994	Chen Xiaoyan	CHN	18.76	Yumileidi Cumba	CUB	18.09	Claudia Mues	GER	17.07
1996	Song Feina	CHN	16.58	Nadine Beckel	GER	16.39	Yelena Ivanenko	BLR	16.22
1998	Nadezhda Ostapchuk	BLR	18.23	Du Xianhui	CHN	17.69	Nadine Banse	GER	16.94
2000	Kathleen Kluge	GER	17.37	Li Meiju	CHN	16.57	Natalya Kharaneko	BLR	16.40
2002	Valerie Adams	NZL	17.73	Zhang Ying	CHN	16.76	Laura Gerraughty	USA	16.62
2004	Michelle Carter	USA	17.55	Anna Avdeyeva	RUS	17.13	Christina Schwanitz	GER	16.52
2006	Melissa Boekelman	NED	17.66	Denise Hinrichs	GER	17.35	Irina Tarasova	RUS	17.11
2008	Natalia Ducó	CHI	17.23	Melissa Boekelman	NED	16.60	Ma Qiao	CHN	16.55
2010	Meng Qianqian	CHN	16.94	Cui Shuang	CHN	16.13	Yevgeniya Smirnova	RUS	15.75
2012	Shanice Craft	GER	17.15	Gao Yang	CHN	16.57	Bian Ka	CHN	16.48
2014	Guo Tianqian	CHN	17.71	Raven Saunders	USA	16.63	Emel Dereli	TUR	16.55
2016	Alina Kenzel	GER	17.58	Song Jiayuan	CHN	16.36	Alyssa Wilson	USA	16.33
2018	Maddison-Lee Wesche	NZL	17.09	Zhang Linru	CHN	17.05	Jorinde van Klinken	NED	17.05
2021	Miné de Klerk	RSA	17.40	Pınar Akyol	TUR	16.72	Dané Roets	RSA	15.61

✘ The original gold medallist [Geisa Arcanjo BRA 17.02] was disqualified for a doping violation

Discus Throw (1kg)

1986	Ilke Wyludda	GDR	64.02	Franka Dietzsch	GDR	60.26	Min Chunfeng	CHN	54.00
1988	Ilke Wyludda	GDR	68.24	Astrid Kumbernuss	GDR	64.08	Proletka Voycheva	BUL	58.94
1990	Natalya Kaptuykh	URS	61.44	Lisa-Marie Vizanari	AUS	60.44	Anja Gündler	GDR	59.30
1992	Bao Dongying	CHN	58.34	Zhang Cuilan	CHN	57.10	Sabine Fried	GER	53.94
1994	Corrie de Bruin	NED	55.18	Sabine Sievers	GER	54.86	Suzy Powell	USA	52.62
1996	Ma Shuli	CHN	56.32	Seilala Sua	USA	56.32	Zhang Yaqing	CHN	55.70
1998	Liu Fengying	CHN	60.66	Mélina Robert Michon	FRA	55.01	Lacramioara Ionescu	ROU	54.64
2000	Xu Shaoyang	CHN	54.41	Jana Tcholke	GER	53.97	Olga Goncharenko	BLR	53.64
2002	Ma Xuejun	CHN	58.85	Xu Shaoyang	CHN	57.87	Seema Antil	IND	55.83
2004	Ma Xuejun	CHN	57.85	Darya Pishchalnikova	RUS	57.37	Nadine Müller	GER	57.13
2006	Dani Samuels	AUS	60.63	Pan Saily	CHN	57.40	Tan Jian	CHN	56.09
2008	Xi Shangxue	CHN	54.96	Julia Fischer	GER	54.69	Sandra Perković	CRO	54.24
2010	Yaimí Pérez	CUB	56.01	Erin Pendleton	USA	54.96	Yuliya Kurylo	UKR	53.96
2012	Anna Rüh	GER	62.38	Shanice Craft	GER	60.42	Shelbi Vaughan	USA	60.07
2014	Izabela da Silva	BRA	58.03	Valarie Allman	USA	56.75	Navjeet Kaur Dhillon	IND	56.36
2016	Kristina Rakočević	MNE	56.36	Kirsty Williams	AUS	53.91	Alexandra Emilianov	MDA	53.08
2018	Alexandra Emilianov	MDA	57.89	Helena Leveelahti	FIN	56.80	Silinda Morales	CUB	55.37
2021	Violetta Ignatyeva	ANA	57.84	Miné de Klerk	RSA	53.50	Alina Nikitsenka	BLR	51.47

✘ The original gold medallist [Seema Antil IND 55.27] was disqualified for a doping violation

Hammer Throw (4kg)

1998	Bianca Achilles	GER	61.79	Sini Pöyry	FIN	61.76	Maureen Griffin	USA	60.14
2000	Ivana Brkjačić	CRO	62.22	Virginia Balut	ROU	60.23	Yunaika Crawford	CUB	59.98
2002	Ivana Brkjačić	CRO	65.39	Martina Danisová	SVK	63.91	Yuliya Rozenfeld	RUS	60.83
2004	Mariya Smolyachkova	BLR	66.81	Yang Qiaoyu	CHN	61.67	Laura Gibilisco	ITA	60.95
2006	Bianca Perie	ROU	67.38	Anna Bulgakova	RUS	65.73	Hao Shuai	CHN	64.26
2008	Bianca Perie	ROU	67.95	Katerina Safránková	CZE	63.13	Jenny Ozorai	HUN	60.80
2010	Sophie Hitchon	GBR	66.01	Barbara Špiler	SLO	65.28	Zhang Li	CHN	63.96
2012	Alexandra Tavernier	FRA	70.62	Alexia Sedykh	FRA	67.34	Alena Navahrodskaya	BLR	67.13
2014	Alyona Shamotina	UKR	66.05	Réka Gyurátz	HUN	64.68	Iliána Korosidou	GRE	63.67
2016	Beatrice Nedberge Llano	NOR	64.33	Alex Hulley	AUS	63.47	Suvi Koskinen	FIN	62.49
2018	Camryn Rogers	CAN	64.90	Alyssa Wilson	USA	64.45	Yaritza Martínez	CUB	63.82
2021	Silja Kosonen	FIN	71.64	Rose Loga	FRA	67.11	Mariolla Bykel	BLR	65.20

Javelin Throw (600g)

1986	Xiomara Rivero	CUB	62.86	Anja Reiter	GDR	60.24	Alexandra Beck	GDR	59.92
1988	Karen Forkel	GDR	61.44	Isel López	CUB	57.86	Małgorzata Kielczewska	POL	57.04
1990	Tanja Damaske	GDR	61.06	Oksana Ovchinnikova	URS	57.26	Mandy Liverton	GBR	56.68
1992	Claudia Isaila	ROU	63.04	Yvonne Reichardt	GER	61.48	Heli Tolkinen	FIN	60.12
1994	Taina Uppa	FIN	59.02	María Caridad Álvarez	CUB	58.26	Réka Kovács	HUN	55.88
1996	Osleidys Menéndez	CUB	60.96	Nikolett Szabó	HUN	58.34	Bina Ramesh	FRA	57.70
1998	Osleidys Menéndez	CUB	68.17	Liang Lili	CHN	61.72	Wei Jianhua	CHN	59.10

YEAR	GOLD			SILVER			BRONZE		
2000	Jarmila Klimesová	CZE	54.82	Inga Kozarenoka	LAT	54.64	Halina Kakhava	BLR	54.26
2002	Linda Brivule	LAT	55.35	Ilze Gribule	LAT	54.16	Urszula Jasinska	POL	54.06
2004	Vivian Zimmer	GER	58.50	Annika Suthe	GER	57.15	Annabel Thomson	AUS	56.01
2006	Sandra Schaffarzik	GER	60.45	Vira Rebyrk	UKR	57.79	Marharyta Dorozhon	UKR	57.68
2008	Vira Rebyrk	UKR	63.01	Li Lingwei	CHN	59.25	Tatjana Jelača	SRB	58.77
2010	Sanni Utrainen	FIN	56.69	Lina Müze	LAT	56.64	Tazmin Brits	RSA	54.55
2012	Sofi Flinck/Flink	SWE	61.40	Liu Shiyong	CHN	59.20	Marija Vučenović	SRB	57.12
2014	Yekaterina Starygina	RUS	56.85	Sofi Flinck/Flink	SWE	56.70	Sara Kolak	CRO	55.74
2016	Klaudia Maruszewska	POL	57.59	Jo-Ané van Dyk	RSA	57.32	Eda Tuğsuz	TUR	56.71
2018	Alina Shukh	UKR	55.95	Tomoka Kuwazoe	JPN	55.66	Dana Baker	USA	55.04
2021	Adriana Vilagoš	SRB	61.46	Elina Tzenggo	GRE	59.60	Yicelena Vallar	CUB	55.48

Heptathlon (Senior implements)

1986	Svetla Dimitrova	BUL	6041	Marina Sherbina	URS	5953	Anke Schmidt	GDR	5900
1988	Svetla Dimitrova	BUL	6289	Yelena Petushkova	URS	6102	Peggy Beer	GDR	6067
1990	Beatrice Mau	GDR	6166	Rita Ináncsi	HUN	5940	Joanne Henry	NZL	5728
1992	Natalya Sazanovich	EUN	6036	Kathleen Gutjahr	GER	5668	Regla Cárdenas	CUB	5602
1994	Kathleen Gutjahr	GER	5918	Regla Cárdenas	CUB	5834	Ding Ying	CHN	5785
1996	Yelizaveta Shalygina	RUS	5711	Johanna Halkoaho	FIN	5656	Hana Dolezelová	CZE	5504
1998	Shen Shengfei	CHN	5815	Susanna Rajamäki	FIN	5721	Viorica Ţigău	ROU	5720
2000	Carolina Klüft	SWE	6056	Lidiya Bashlykova	RUS	5898	Sanna Saarman	FIN	5707
2000	Carolina Klüft	SWE	6470	Olga Alekseyeva	KAZ	5727	Olga Levenkova	RUS	5712
2004	Justine Robbeson	RSA	5868	Viktorija Žemaitytė	LTU	5810	Julia Mächtig	GER	5679
2006	Tatyana Chernova	RUS	6227	Ida Marcussen	NOR	6020	Yana Panteleyeva	RUS	5979
2008	Carolin Schäfer	GER	5833	Yana Maksimava	BLR	5766	Grit Šadeiko	EST	5765
2010	Dafne Schippers	NED	5967	Sara Gambetta	GER	5770	Helga Margrét Thorsteinsdóttir	ISL	5706
2012	Yorgelis Rodríguez	CUB	5966	Xénia Krizsán	HUN	5957	Tamara de Souza	BRA	5900
2014	Morgan Lake	GBR	6148	Yorgelis Rodríguez	CUB	6006	Nadine Visser	NED	5948
2016	Sarah Lagger	AUT	5960	Adriana Rodríguez	CUB	5925	Hanne Maudens	BEL	5881
2018	Niamh Emerson	GBR	6253	Sarah Lagger	AUT	6225	Adrianna Sułek	POL	5939
2021	Saga Vanninen	FIN	5997	Pippi Lotta Enok	EST	5746	Szabina Szűcs	HUN	5674

5000/10,000 Metres Walk (10,000m from 2000)

1986	Wang Yan	CHN	22:03.65	Natalya Zykhova	URS	22:17.76	Jin Bingjie	CHN	22:17.83
1988	Mari Cruz Díaz	ESP	21:51.31	Olga Sánchez	ESP	21:58.17	M ^a Grazia Orsani	ITA	22:04.74
1990	Susana Feitór	POR	21:44.30	Tatyana Shchastnaya	URS	22:28.74	Simone Thust	GDR	22:44.65
1992	Gao Hongmiao	CHN	21:20.03	Jane Saville	AUS	21:58.64	Mika Ikatura	JPN	22:25.58
1994	Irina Stankina	RUS	21:05.41	Susana Feitór	POR	21:12.87	Natalya Trofimova	RUS	21:24.71
1996	Irina Stankina	RUS	21:31.85	Olga Panfyorova	RUS	21:52.27	Claudia Iovan	ROU	21:57.11
1998	Sabine Zimmer	GER	21:14.39	Jolanta Dukure	LAT	21:17.89	Xue Ailing	CHN	21:28.57
2000	Lyudmila Yefimkina	RUS	44:07.74	Tatyana Kozlova	RUS	44:24.43	Sabine Zimmer	GER	46:49.97
2002	Fumi Mitsumura	JPN	46:01.51	Liu Siqi	CHN	46:07.15	Marina Tsikhanava	BLR	46:14.67
2004	Irina Petrova	RUS	45:50.39	Zhang Nan	CHN	45:58.54	Vera Sokolova	RUS	46:53.02
2006	Liu Hong	CHN	45:12.84	Tatyana Shemyakina	RUS	45:34.41	Anamaria Greceanu	ROU	46:45.67
2008	Tatyana Mineyeva	RUS	43:24.72	Elmira Alembekova	RUS	43:45.16	Li Yanfei	CHN	44:24.10
2010	Yelena Lashmanova	RUS	44:11.90	Kumiko Okada	JPN	45:56.15	He Qin	CHN	46:08.36
2012	Yekaterina Medvedyeva	RUS	45:41.74	Nadezhda Leontyeva	RUS	45:43.64	Sandra Arenas	COL	45:44.46
2014	Anežka Drahotová	CZE	42:47.25	Wang Na	CHN	44:02.64	Ni Yuanyuan	CHN	44:16.72
2016	Ma Zhenxia	CHN	45:18.45	Noemi Stella	ITA	45:23.85	Yehualye Belete	ETH	45:33.69
2018	Alegna Gonzalez	MEX	44:13.88	Meryem Bekmez	TUR	44:17.69	Glenda Estefanía Morejón	ECU	44:19.40
2021	Sofía Ramos	MEX	46:23.01	Maele Bire-Heslouis	FRA	47:43.87	Eliška Martínková	CZE	47:46.28

✘ The original silver medallist [Anna Lukyanova RUS 44:17.98] was disqualified for a doping violation

4 x 100 Metres Relay

1986	United States	43.78	GDR	43.97	Nigeria	44.13
1988	GDR	43.48	Cuba	44.04	United States	44.27
1990	Jamaica	43.82	Great Britain & NI	44.16	United States	44.50
1992	Jamaica	43.96	United States	44.51	Germany	44.52
1994	Jamaica	44.01	Germany	44.78	Great Britain & NI	45.08
1996	United States	43.79	Jamaica	44.26	Germany	44.57
1998	United States	43.52	France	44.07	Jamaica	44.61
2000	Germany	43.91	Jamaica	44.05	Sweden	44.78
2002	Jamaica	43.40	United States	43.66	Great Britain & NI	44.22
2004	United States	43.49	Jamaica	43.63	France	43.68
2006	United States	43.49	France	44.20	Jamaica	44.22
2008	United States	43.66	Jamaica	43.98	Brazil	44.61
2010	United States	43.44	Germany	43.74	Netherlands	44.09
2012	United States	43.89	Germany	44.24	Brazil	44.29
2014	United States	43.46	Jamaica	43.97	Germany	44.65

YEAR	GOLD	SILVER	BRONZE
2016	United States 43.69	France 44.05	Germany 44.18
2018	Germany 43.82	Ireland 43.90	Great Britain & NI 44.05
2021	Jamaica 42.94	Namibia 43.76	Nigeria 43.90



4 x 400 Metres Relay

1986	United States 3:30.45	GDR 3:30.90	USSR 3:32.35
1988	GDR 3:28.39	United States 3:31.48	USSR 3:31.89
1990	Australia 3:30.38	Jamaica 3:31.09	Cuba 3:31.81
1992	Romania 3:31.57	Jamaica 3:32.68	Germany 3:32.72
1994	United States 3:32.08	Romania 3:36.59	Germany 3:36.65
1996	Germany 3:31.12	Romania 3:32.16	Australia 3:32.47
1998	Jamaica 3:32.29	Russia 3:32.35	United States 3:32.85
2000	Great Britain & NI 3:33.82	Jamaica 3:33.99	Romania 3:34.49
2002	United States 3:29.95	Great Britain & NI 3:30.46	Russia 3:30.72
2004	United States 3:27.60	Russia 3:30.03	Jamaica 3:30.37
2006	United States 3:29.01	Nigeria 3:30.84	Jamaica 3:31.62
2008	United States 3:30.19	Ukraine 3:34.20	Australia 3:34.23
2010	United States 3:31.20	Nigeria 3:31.84	Jamaica 3:32.24
2012	United States 3:30.01	Jamaica 3:32.97	Russia 3:36.42
2014	United States 3:30.42	Great Britain & NI 3:32.00	Germany 3:33.02
2016	United States 3:29.11	Jamaica 3:31.01	Canada 3:32.25
2018	United States 3:28.74	Australia 3:31.36	Jamaica 3:31.90
2021	Nigeria 3:31.46	Jamaica 3:36.57	Italy 3:37.18

UNIVERSAL

4 x 400 Metres Relay (from 2021)

2021	Nigeria 3:19.70	Poland 3:19.80	India 3:20.60
------	-----------------	----------------	---------------



SUPERLATIVES

A total of **19,810** athletes (**11,463** men and **8347** women) from **224** different teams (see page 24) have competed at the World under-20 Championships. That includes all but three current members of World Athletics (PRK, TLS & TUV).

The most medals won by an athlete at World under-20 Championships is six (including one as a relay reserve) by sprinter **Anneisha McLaughlin** (JAM) with one gold, four silvers and a bronze in 2000, 2002 & 2004. The most by a man is four by **Chris Nelloms** (USA) and **Davidson Ezinwa** (NGR) in 1988-1990 and **Dexter Lee** (JAM) in 2008-2010.

The youngest ever World under-20 Champion has been **Wang Yan** (CHN), who was 15 years 78 days when she won the 5000m walk in 1986. We did think she was 15 years 137 days old at the time with a birthdate of March 3, 1971, but most sources are now showing a birthdate for her of May 3, 1971. Eight other 15 year-old women have won gold (most recently US 4x100m runner **Tia Jones** in 2016), but the only men to do so at that age have been **Jacko Gill** (NZL), at 15 years 183 days when he won the 2010 shot put and **Usain Bolt** (JAM), who was 15 years 332 days when he won the 200m in 2002.

The United States have been far and away the most successful country at the World under-20 Championships, with **109** golds, **80** silvers and **60** bronzes. The most golds won by a single country at a single World under-20 Championships has been **13** by the United States in 2004.

Two athletes have won senior world titles *before* their becoming World under-20 Champions. **Ayelech Worku** was part of the Ethiopian team which won at the World Road Relay Championships in 1996. Then 134 days later she won the world under-20 title at 5000m. In 2008 **Abubaker Kaki** (SUD) became World Indoor Champion at 800m 124 days before winning the world under-20 title at the same event. Otherwise the shortest length of time between the winning of a world under-20 and world senior title is 219 days by **Natalya Nazarova** (RUS), under-20 400m winner in July 1998 and World Indoor Champion in the relay in March 1999. The men's record is 228 by the late **Richard Chelimo** (KEN), World under-20 10,000m Champion in 1990 and team World Cross Country Champion in 1991.

A more recent noteworthy feat was that of 200m runner **Christine Mboma** (NAM), who won an Olympic silver medal 18 days before becoming World under-20 Champion in 2021.

The longest gap between becoming a World under-20 Champion and a global senior champion for the first time is now 14 years 9 days by discus thrower **Natalya Kaptuykh/Sadova** (URS/RUS). She was World under-20 Champion in 1990 and Olympic Champion in 2004. However it should be noted that in the meantime she had been stripped of the 2001 world title because of a doping violation. The men's record is 11 years 343 days by **Darren Campbell** (GBR), who won sprint relay gold in 1992 then Olympic relay gold in 2004. **Colin Jackson** (GBR) won his last world senior gold at 110m Hurdles in 1999, 13 years after becoming World under-20 Champion but had won other world golds during the intervening years, starting in 1993.

A special mention should go to walker **Susana Feitor** (POR), who won a team "gold" at the 2010 World Race Walking Cup 19 years and 276 days after becoming World under-20 Champion in 1990.

Successful individual title defences at the championships have been made by seven men and 15 women. These are (men) **Wilfred Kirochi** (KEN) 1500m in 1986 & 1988, **Dexter Lee** (JAM) 100m in 2008 & 2010, **Jonathan Ndiku** (KEN) 3000m Steeplechase in 2008 & 2010, **Jacko Gill** (NZL) Shot Put in 2010 & 2012, **Ashraf Amjad Al-Saifi** (QAT) Hammer Throw in 2012 & 2014; **Jaheel Hyde** (JAM) 400m Hurdles in 2014 & 2016 & **Lázaro Martínez** (CUB) Triple Jump in 2014 & 2016

Among women the double winners have been **Svetla Dimitrova** (BUL) Heptathlon 1986 & 1988, **Ilke Wyludda** (GDR) Discus Throw 1986 & 1988, **Osleidys Menéndez** (CUB) Javelin Throw 1996 & 1998, **Gillian Russell** (JAM) 100m Hurdles 1990 & 1992, **Irina Stankina** (RUS) 5000m Walk 1994 & 1996, **Blanka Vlašić** (CRO) High Jump 2000 & 2002, **Ivana Brkljačić** (CRO) Hammer Throw 2000 & 2002, **Carolina Klüft** (SWE) Heptathlon 2000 & 2002, **Ma Xuejun** (CHN) Discus Throw 2002 & 2004, **Bianca Perie** (ROU) Hammer Throw 2006 & 2008, **Mirela Lavric** (ROU) 800 Metres in 2008 & 2010, **Mercy Cherono** (KEN) 3000m 2008 & 2010, **Dailenys Alcántara** (CUB) Triple Jump 2008 & 2010 and **Angelica Bengtsson** (SWE) Pole Vault in 2010 & 2012. Finally, the most recent 'doubler', steeplechaser **Celliphine Chespol** (KEN), in 2016 & 2018.

Three men and seven women have been involved in successful relay title defences. These are (men) **Chris Nelloms** (USA) 4x400m 1988 & 1990; **Desmond Johnson** (USA) 4x400m 1994 & 1996; **Ivory Williams** (USA) 4x100m 2002 & 2004

Among women the double relay winners have been: **Merlene Frazer, Nikole Mitchell & Gillian Russell** (all JAM) 4x100m 1990 & 1992 (Russell also won the 100m Hurdles in 1990 & 1992); **Jeneba Tarmoh** (USA) 4x100m 2006 & 2008; **Jessica Beard** (USA) 4x400m 2006 & 2008; **Dezerea Bryant** (USA) 4x100m 2010 & 2012; **Kendall Baisden** (USA) 4x400m 2012 & 2014.

The 10 athletes stripped of medals due to doping violations have been: 1986 - **Juan Miguel López** (CUB) Men's Triple Jump silver; 1994 - **Vladislav Piskunov** (UKR) Men's Hammer Throw gold; 2000 - **Seema Antil** (IND) Women's Discus Throw gold; 2010 - **Katsiaryna Artsiukh** (BLR) Women's 400m Hurdles gold; 2010 - **Geisa Arcanjo** (BRA) Women's Shot Put gold; 2010 - **Anna Lukyanova** (RUS) Women's 10,000m Walk; 2012 - **Abdelhadi Labali** (MAR) Men's 1500m bronze; 2012 - **Aleksandr Ivanov** (RUS) Men's 10,000m Walk silver; 2016 - **Konrad Bukowiecki** (POL) Men's Shot Put gold; 2016 - **Andrei Toader** (ROU) Men's Shot Put silver, then gold.

There have been 12 further disqualifications from the championships because of doping: 2004 - **Aslı Çakır** (TUR) Women's 3000m Steeplechase & 4x400m relay; 2008 - **Adel Jaber Al-Asseri** (KSA) Men's 200m; 2010 - **Jacek Wiśniewski** (POL) Men's Shot Put & Discus Throw; 2010 - **Renubala Mahanta** (IND) Women's Long Jump; 2012 - **Alena Kudashkina** (RUS) Women's 5000m; 2014 - **Muratcan Karapınar** (TUR) Men's 10,000m Walk; 2016 - **Ömer Otu** (TUR) Men's 1500m; 2016 - **Yugant Shekhar Singh** (IND) Men's Long Jump; 2016 - **Basirah Sharifa Nasser** (BRN) Women's 100m & 200m; 2018 - **Artur Malysenko** (UKR) Men's Triple Jump; 2018 - **Mariya Adamchuk** (UKR) Women's Triple Jump; 2018 - **Dhahir Ali Alhamd** (IRQ) Men's 400m Hurdles; 2021

In 2007 **Tareq Mubarak Taher** (BRN) was stripped of the silver medal in the 2006 3000m steeplechase for having falsified his age. For the same reason **Ahmed Baday** (MAR) lost his bronze medal from the 1998 5000m when it was proved he was 24 at the time. In July 2021, the Uganda Athletics Federation informed World Athletics that their 3000m steeplechaser **Albert Chemutai** was born in 1995, meaning he was over -age when he competed as a junior in 2016 (7th) and 2018 (4th).

There are a small number of further instances of over-age athletes in past World under-20 Championships. They were entered as U20s and supporting documentation would have been provided to and accepted in good faith by World Athletics. However, entry information at subsequent senior events has revealed a different birthdate. Kenya's **Moses Kiptanui** - winner of the 1990 1500m - confirmed that he was born on October 1, 1970 and therefore would have been a senior (aged 19 years 315 days) at Plovdiv 1990.

PLACING TABLES

Eight points are given for a gold medal down to one for eighth place.
Points are shared in the case of a tie.

Number of World under-20 Championship events:

	Men	Women	Universal	Totals
Athens 1986	23	18	0	41
Sudbury 1988	23	18	0	41
Plovdiv 1990	23	18	0	41
Seoul 1992	22	19	0	41
Lisbon 1994	23	19	0	42
Sydney 1996	22	19	0	41
Annecey 1998	22	21	0	43
Santiago 2000	22	21	0	43
Kingston 2002	22	21	0	43
Grosseto 2004	22	22	0	44
Beijing 2006	22	22	0	44
Bydgoszcz 2008	22	22	0	44
Moncton 2010	22	22	0	44
Barcelona 2012	22	22	0	44
Eugene 2014	22	22	0	44
Bydgoszcz 2016	22	22	0	44
Tampere 2018	22	22	0	44
Nairobi 2021	22	22	1	44
Totals	400	372	1	773

The columns in the overall placing tables above do not all add up to 773 because of ties, non-finishers, disqualifications and non-starters in finals.

OVERALL

	Gold	Silver	Bronze	4th	5th	6th	7th	8th	Medals	Points
USA	109	80	57+3=	40+2=	48+1=	44	40+6=	38+1=	249	2454
GER ^[1]	57	49+1=	58+1=	67+1=	61+3=	57+1=	47+2=	45+4=	166	2068.9
KEN	86	67	48	25	19	15	17	17	201	1742
CHN	40	44+1=	31	37	35+1=	36	17	25	116	1316
RUS ^[2]	45	31	27	33+3=	32+3=	20	26+1=	20+2=	103	1188.8
GBR	30	25+1=	35	39	32	33+1=	32+1=	26+2=	91	1148.3
ETH	40	39	32	29	30	14	8	8	111	1116
JAM	30	45	39	25	17	19	23	14	114	1099
AUS	13	24	24+2=	24	37+1=	25+1=	42	23+2=	63	882.8
CUB	29	32	23+1=	22	17	20	15	7	85	874.5
FRA	15	17	17+1=	25	28	23	28+3=	31+3=	50	743.8
URS ^[3]	22	16+2=	27	21	20+1=	14	15	9	67	732.5
JPN	6	15	29	21	22+1=	28	40+2=	38	50	728.5
POL	10	17+1=	17+1=	31	21	20	28+1=	20+1=	46	689.5
ROU	20	18	15	11	19	21	16	11	53	613
RSA	19	16	14+1=	13	17	19+1=	7	8+2=	50	568.8
FIN	12	11	15	14	19	18	19+1=	15+3=	38	518.8
UKR	9	9	13	15	13+2=	15+1=	13+1=	15+1=	31	437.5
ESP	5	14+1=	8	17	13	17	15	16	28	426.5
ITA	5	6	10+1=	14+1=	15+1=	21	26+1=	21+1=	22	422.5
NGR	14	13	10	9	7	10	6	12	37	390
SWE	11	11	7	9	8	14	13+4=	15+4=	29	373.3
BLR	8	12	15	8	7	10+2=	4	5	35	354
HUN	4	12	5+1=	9	13	15+1=	19+1=	11	22	345.8
CAN	3	6	10	14	9+1=	15	21	14	19	336.5
BRA	3	2	9	13	11	12	12+1=	12	14	274
BUL	12	5	7	7	2+1=	6	8	5+1=	24	259
GRE	1+1=	6	7	11	7	13	6+1=	13	15	248
NED	5	4	12	7	7	6	6	6	21	239
CZE	8	3+1=	3+1=	6	7+1=	5+2=	9+1=	13	16	226.5
MAR	3	3	14	6	4	8	9	5	20	222
UGA	4	3	8	9	6	10	6	4	15	216
QAT	9	5	5	6	2	4	6	4	19	203
TTO	8	2	7	8	3	6	4	3	17	201
BEL	1	2	4+1=	8	6	7	8	7+2=	8	160.3
MEX	5+1=	3	1	8	3	3	6	4	10	151.5
NOR	3	6	3	1	8	4	3	7	12	146
NZL	4	-	5	4	8	2	5	7	9	137
BAH	4	-	5	7	2	6	5	2	9	135
SUI	3	5	6	-	3	3	7	4	14	134
POR	1	2	3	9	3	5	3	2	6	120
TUR	2	4	4	1+1=	4	5	3	5	10	119.5
CRO	7	2	3+1=	-	3	2	3	1	13	118.5
SVK	1	2	3+1=	3	10	4	1	2	7	116.5
LAT	3	4	2	2	3	8	1	1	9	113
IND	2	2	3	4	4	4	4	6	7	110

	Overall	Gold	Silver	Bronze	4th	5th	6th	7th	8th	Medals	Points
BRN	2	3	7	1	3	1	3	2	12	107	
YUG ^[4]	1	3	3	3	6	3	1	1	7	98	
TCH ^[5]	-	3	1	2	6	5+1=	7	4	4	96.5	
ERI	-	3	1	4	5	5	5	3	4	95	
EST	4	2	2	2	2	1	5	3	8	92	
TAN	-	4	2	3	5	2	3	4	6	91	
SLO	1	3	-	3	7	2	1	3	4	83	
ALG	2	3	1	2	2	2	4	7	6	82	
KOR	-	1	4+1=	2	3	4	3	3	6	79.5	
ECU	1	4	3	2	1	1	3	2	8	79	
LTU	2	3	-	2	1	8	-	3	5	78	
AUT	1	1	-	3+1=	4	4	4	4	2	74.5	
COL	1	2	3	1	4	3	-	2	6	72	
SRB	2	2	3	-	1	3	2	3	7	68	
BOT	4	2	2	-	-	-	2	2	8	64	
KSA	1	2	2	3	2	1	4	5	64		
ARG	1	3	-	1	3	3	1=	3	4	59	
IRL	-	4	-	-	2	3	2	3	4	52	
IRI	1	1	-	4	1	1	1	-	2	44	
UZB	3	-	1	2	-	1	-	-	4	43	
BAR	1	-	1	2	2	2	1	3	2	43	
SUD	1	2	1	1	1	1	-	2	4	42	
TPE	-	-	1	1	3	2	4	4	1	41	
BDI	-	1	-	1	4	3	-	2	1	39	
EGY	-	3	1	1	-	1	1	1	4	38	
VEN	-	1	-	1	3	2	2	3	1	37	
KAZ	-	1	1=	1	2	2	1+1=	1	2	36	
ISR	1	1	-	1+1=	-	2	1+1=	-	2	33.5	
MDA	2	-	2	1	-	-	-	-	4	33	
CHI	1	1	1	-	1	1	2	1	3	33	
NAM	1	3	-	-	-	-	1	-	4	31	
GRN	1	1	2	-	-	-	1	-	4	29	
DEN	-	1	-	-	3	1	-	4	1	26	
CYP	-	-	1	1	1	3	1	-	1	26	
ZAM	-	-	-	2	3	-	1	1	0	25	
GHA	-	-	2	1	1	-	1	-	2	23	
ISL	-	-	1	2	-	1	1	1	1	22	
ZIM	-	-	2	1	-	-	1	2	2	21	
ANT	-	1	-	1	1	1	-	-	1	19	
TUN	-	1	-	-	-	2	1	3	1	18	
PER	1	-	1	-	-	1	-	-	2	17	
DJI	-	2	-	-	-	-	1	1	2	17	
KUW	-	1	1	-	1	-	-	-	2	17	
MNE	2	-	-	-	-	-	-	-	2	16	
DOM	1	-	-	-	-	1	2	-	1	15	
SKN	-	1	-	-	-	2	1	-	1	15	
AZE	-	-	1	-	1	-	2	-	1	14	
IVB	-	-	1	1	-	-	-	1	1	12	
SCG ^[6]	-	-	1	-	-	2	-	-	1	12	
ARM	-	-	-	1	1	1	-	-	0	12	
AHO	-	1	-	-	-	1	-	-	1	10	
CAY	-	-	1	-	-	-	-	1	1	10	
INA	1	-	-	-	-	-	-	-	1	8	
TKS	1	-	-	-	-	-	-	-	1	8	
FIJ	-	-	1	-	-	-	1	-	1	8	
ISV	-	-	1	-	-	-	1	-	1	8	
GUY	-	1	-	-	-	-	-	-	1	7	
MAW	-	1	-	-	-	-	-	-	1	7	
SEY	-	1	-	-	-	-	-	-	1	7	
GUA	-	-	1	-	-	-	-	1	1	7	
PUR	-	-	-	1	-	-	1	-	0	7	
SAM	-	-	-	1	-	-	1	-	0	7	
BER	-	-	-	-	1	-	1	1	0	7	
RWA	-	-	-	-	-	2	-	1	0	7	
THA	-	-	-	-	-	2	-	1	0	7	
CIV	-	-	-	-	-	1	2	-	0	7	
SRI	-	-	-	-	-	-	3	1	0	7	
LUX	-	-	1	-	-	-	-	-	1	6	
SEN	-	-	-	1	-	-	-	1	0	6	
KGZ	-	-	1=	-	-	-	-	-	1	5.5	
LBR	-	-	-	1	-	-	-	-	0	5	
MAD	-	-	-	1	-	-	-	-	0	5	
OMA	-	-	-	1	-	-	-	-	0	5	

Overall	Gold	Silver	Bronze	4th	5th	6th	7th	8th	Medals	Points	Men	Gold	Silver	Bronze	4th	5th	6th	7th	8th	Medals	Points
PAR	-	-	-	1	-	-	-	-	0	5	FRA	10	6	11	10	15	11	14+1=	14+3=	27	375.3
ALB	-	-	-	-	1	-	-	1	0	5	CHN	6	14	8	9	17+1=	11	8	10	28	369.5
AIA	-	-	-	-	1	-	-	-	0	4	FIN	7	5	10	7	10	11	12	3+2=	22	286.8
BIH	-	-	-	-	1	-	-	-	0	4	ESP	2	11	8	12	8	7	11	8	21	284
PAN	-	-	-	-	1	-	-	-	0	4	ITA	4	4	4+1=	6+1=	9+1=	13	8	9	13	227
TJK	-	-	-	-	1	-	-	-	0	4	HUN	4	7	1	8	7	9	9	7	12	207
URU	-	-	-	-	1	-	-	-	0	4	BLR	3	10	6	6	3	7+2=	2	2	19	204
BOL	-	-	-	-	-	1	-	1	0	4	QAT	9	5	5	6	2	4	6	4	19	203
GEO	-	-	-	-	-	1	-	-	0	3	NGR	6	7	4	8	2	6	4	6	17	201
HKG	-	-	-	-	-	-	1	-	0	2	UKR	4	7	6	5	3+1=	2	4+1=	6+1=	17	179.5
KOS	-	-	-	-	-	-	1	-	0	2	MAR	3	2	10	6	1	8	9	3	15	177
MLT	-	-	-	-	-	-	1	-	0	2	CAN	2	4	6	6	5	6	9	6	12	172
SYR	-	-	-	-	-	-	1	-	0	2	BRA	2	-	3	11	9	7	8	8	5	170
TKM	-	-	-	-	-	-	1	-	0	2	UGA	3	2	5	5	6	9	5	2	10	156
UAE	-	-	-	-	-	-	1	-	0	2	TTO	7	1	5	3	3	5	4	2	13	145
LCA	-	-	-	-	-	-	-	2	0	2	SWE	2	5	3	4	3	8	4+2=	8+2=	10	144.5
SOM	-	-	-	-	-	-	-	1	0	1	GRE	1+1=	4	3	5	2	11	3	9	9	142.5
SSD	-	-	-	-	-	-	-	1	0	1	BUL	4	4	5	4	-	3	5	4	13	133
SUR	-	-	-	-	-	-	-	1	0	1	MEX	3+1=	2	1	6	2	3	3	3	7	107.5
IRQ	-	-	-	-	-	-	-	1=	0	0.5	NED	2	1	4	4	5	1	1	1	7	93
Totals	772+2=	768+8=	760+19=	759+10=	758+17=	759+11=	740+30=	677+30=	2329	27,721	TAN	-	4	2	3	5	2	3	3	6	90
											ERI	-	3	1	4	4	4	4	2	4	85

1. [GER] Breakdown of German placings:

GER	32	36+1=	37+1=	44+1=	46+3=	40	36+2=	36+3=	107	1392.4
GDR	22	10	18	15	9	8	6	3	50	504
FRG	3	3	3	8	6	9+1=	5	6	9	172.5
Totals	57	49+1=	58+1=	67+1=	61+3=	57+1=	47+2=	45+4=	166	2068.9

2. [RUS] Breakdown of Russian placings (includes ANA in 2018 & 2021):

RUS	43	30	27	31+3=	27+3=	19	25+1=	18+2=	100	1128.8
ANA	2	1	-	2	5	1	1	2	3	60
Totals	45	31	27	33+3=	32+3=	20	26+1=	20+2=	103	1188.8

3. [URS] Breakdown of USSR placings (including EUN / Unified Team in 1992):

RUS	9	11	12	8	7+1=	9	5	4	32	333.5
UKR	6	1	5	7	-	4	7	2	12	148
BLR	5	1	7	2	2	1	1	1	13	113
URS	-	1	2	3	6	-	1	2	3	62
KAZ	1	1=	-	-	2	-	1	-	2	24.5
MDA	-	1=	1	-	1	-	-	-	2	16.5
EST	-	2	-	-	-	-	-	-	2	14
LAT	1	-	-	-	-	-	-	-	1	8
UZB	-	-	-	1	-	-	-	-	0	5
ARM	-	-	-	-	1	-	-	-	0	4
LTU	-	-	-	-	1	-	-	-	0	4
Totals	22	16+2=	27	21	20+1=	14	15	9	67	732.5

4. [YUG] Breakdown of Yugoslavian placings (including INT / International Team in 1992):

SRB	1	2	3	-	2	2	1	-	6	56
CRO	-	-	-	2	2	-	-	-	0	18
SLO	-	1	-	-	-	1	-	1	1	11
INT	-	-	-	1	1	-	-	-	0	9
YUG	-	-	-	-	1	-	-	-	0	4
Totals	1	3	3	3	6	3	1	1	7	98

5. [TCH] Breakdown of Czechoslovakian placings in 1986-1992:

CZE	-	2	1	1	3	4+1=	6	4	3	67.5
SVK	-	1	-	1	3	1	1	-	1	29
Totals	-	3	1	2	6	5+1=	7	4	4	96.5

6. [SCG] All these placings were by Serbian athletes

MEN	Gold	Silver	Bronze	4th	5th	6th	7th	8th	Medals	Points
USA	61	45	29+2=	15+2=	23	23	16+3=	24	137	1293
KEN	60	44	26	13	4	9	8	12	130	1080
GER ^[1]	13	16	24	34	27+2=	24	23+1=	23+2=	53	787.7
GBR	17	14+1=	21	20	23	16	19+1=	13+1=	53	659.3
ETH	20	17	17	19	18	8	4	6	54	586
AUS	9	13	15+2=	13	21	14	20	13+2=	39	508.3
JAM	12	20	19	13	9	9	9	7	51	503
RUS ^[2]	18	14	9	10+3=	16+2=	9	12	10+2=	41	491.6
JPN	3	11	22	14	14	12	31+2=	22	36	482
CUB	18	17	9	7	10	12	9	3	44	449
POL	9	11	11+1=	22	7	10	11+1=	14	32	425.5
URS ^[3]	18	6	16	9	12+1=	8	7	3	40	419.5
RSA	14	14	11+1=	10	9	10	4	5+2=	40	411.3

FRA	10	6	11	10	15	11	14+1=	14+3=	27	375.3
CHN	6	14	8	9	17+1=	11	8	10	28	369.5
FIN	7	5	10	7	10	11	12	3+2=	22	286.8
ESP	2	11	8	12	8	7	11	8	21	284
ITA	4	4	4+1=	6+1=	9+1=	13	8	9	13	227
HUN	4	7	1	8	7	9	9	7	12	207
BLR	3	10	6	6	3	7+2=	2	2	19	204
QAT	9	5	5	6	2	4	6	4	19	203
NGR	6	7	4	8	2	6	4	6	17	201
UKR	4	7	6	5	3+1=	2	4+1=	6+1=	17	179.5
MAR	3	2	10	6	1	8	9	3	15	177
CAN	2	4	6	6	5	6	9	6	12	172
BRA	2	-	3	11	9	7	8	8	5	170
UGA	3	2	5	5	6	9	5	2	10	156
TTO	7	1	5	3	3	5	4	2	13	145
SWE	2	5	3	4	3	8	4+2=	8+2=	10	144.5
GRE	1+1=	4	3	5	2	11	3	9	9	142.5
BUL	4	4	5	4	-	3	5	4	13	133
MEX	3+1=	2	1	6	2	3	3	3	7	107.5
NED	2	1	4	4	5	1	1	1	7	93
TAN	-	4	2	3	5	2	3	3	6	90
ERI	-	3	1	4	4	4	4	2	4	85
BEL	1	1	1	5	3	3	4	3+2=	3	78.8
ROU	2	3	1	1	2	4	2	-	6	72
CZE	3	1=	1=	3	1+1=	1	4	3	5	71.5
KOR	-	1	4+1=	2	2	3	1	1	6	66.5
NOR	1	3	2	1	2	1	2	4	6	65
ALG	1	3	1	1	2	2	3	5	5	65
BOT	4	2	2	-	-	-	2	2	8	64
KSA	1	2	2	3	2	1	-	4	5	64
NZL	2	-	3	2	3	-	2	2	5	62
IND	1	1	-	2	4	3	3	4	2	60
TCH ^[4]	-	2	1	2	2	3	4	3	3	58
TUR	2	-	2	1+1=	2	2	2	-	4	55.5
BAH	-	-	4	-	1	5	4	1	4	52
CRO	2	2	1	-	1	2	2	1	5	51
ECU	1	3	1	-	1	1	2	1	5	47
EST	3	-	1	-	2	1	2	1	4	46
ARG	1	3	-	1	1	1	1=	2	4	44
BRN	-	1	5	-	1	-	1	1	6	44
LAT	2	-	1	1	1	3	1	1	3	43
YUG ^[5]	1	-	1	2	3	2	-	1	2	43
IRI	1	1	-	4	1	-	1	-	2	41
SVK	1	-	1	1	5	-	1	-	2	41
BDI	-	1	-	1	4	3	-	2	1	39
EGY	-	3	1	1	-	1	1	1	4	38
AUT	-	-	-	2	4	3	-	1	0	36
SLO	1	1	-	-	3	2	-	2	2	35
SUI	-	1	2	-	2	-	2	3	3	34
BAR	-	-	1	2	2	2	-	2	1	32
UZB	2	-	1	1	-	1	-	-	3	30
LTU	2	-	-	-	-	4	-	2	2	30
POR	-	-	-	3	-	4	1	1	0	30
SUD	1	2	-	-	1	1	-	-	3	29
ISR	1	1	-	1=	-	2	1+1=	-	2	28.5
COL	1	1	-	-	1	2	-	2	2	27
TPE	-	-	1	1	1	1	3	2	1	26
GRN	1	1	1	-	-	-	1	-	3	23
VEN	-	-	-	1	2	1	2	2	0	22
SRB	-	1	1	-	-	1	1	2	2	20
ZIM	-	-	2	1	-	-	1	1	2	20
CHI	-	1	1	-	-	1	1	1	2	19
ANT	-	1	-	1	1	1	-	-	1	19
ZAM	-	-	-	1	3	-	1	-	0	19
DJI	-	2	-	-	-	-	-	1</		

Men	Gold	Silver	Bronze	4th	5th	6th	7th	8th	Medals	Points	Women	Gold	Silver	Bronze	4th	5th	6th	7th	8th	Medals	Points
FIJ	-	-	1	-	-	-	1	-	1	8	WOMEN										
TUN	-	-	-	-	-	1	1	3	0	8	Gold	Silver	Bronze	4	5	6	7	8	Medals	Points	
CAY	-	-	1	-	-	-	-	1	1	7	GER ^[1]	44	33+1=	34+1=	33+1=	34+1=	33+1=	24+1=	22+2=	113	1281.3
GUA	-	-	1	-	-	-	-	1	1	7	USA	48	35	28+1=	25	25+1=	21	24+3=	14+1=	112	1161
CIV	-	-	-	-	-	1	2	-	0	7	CHN	34	30+1=	23	28	18	25	9	15	88	946.5
ISV	-	-	1	-	-	-	-	-	1	6	RUS ^[2]	27	17	18	23	16+1=	11	14+1=	10	62	697.3
IVB	-	-	1	-	-	-	-	-	1	6	KEN	26	23	22	12	15	6	9	5	71	662
LUX	-	-	1	-	-	-	-	-	1	6	JAM	18	25	20	11	8	10	14	7	63	591
MDA	-	-	1	-	-	-	-	-	1	6	ROU	18	15	14	10	17	17	14	11	47	541
AZE	-	-	-	-	1	-	1	-	0	6	ETH	20	22	15	10	12	6	4	2	57	530
LBR	-	-	-	1	-	-	-	-	0	5	GBR	13	11	14	19	9	17+1=	13	13+1=	38	489
OMA	-	-	-	1	-	-	-	-	0	5	CUB	11	15	14+1=	15	7	8	6	4	41	425.5
PAR	-	-	-	1	-	-	-	-	0	5	AUS	4	11	9	11	16+1=	11+1=	22	10	24	374.5
PUR	-	-	-	1	-	-	-	-	0	5	FRA	5	11	6+1=	15	13	12	14+2=	17	23	368.5
SEN	-	-	-	1	-	-	-	-	0	5	URS ^[3]	4	10+2=	11	12	8	6	8	6	27	313
SRI	-	-	-	-	-	-	2	1	0	5	UKR	5	2	7	10	10+1=	13+1=	9	9	14	258
AIA	-	-	-	-	1	-	-	-	0	4	POL	1	5+1=	6	9	14	10	17	6+1=	13	257
BIH	-	-	-	-	1	-	-	-	0	4	JPN	3	4	7	7	8+1=	16	9	16	14	246.5
PAN	-	-	-	-	1	-	-	-	0	4	FIN	5	6	5	7	9	7	7+1=	12+1=	16	232
TJK	-	-	-	-	1	-	-	-	0	4	SWE	9	6	4	5	5	6	9+2=	7+2=	19	228.8
URU	-	-	-	-	1	-	-	-	0	4	ITA	1	2	6	8	6	7	18+1=	12+1=	9	192.5
RWA	-	-	-	-	-	1	-	1	0	4	NGR	7	6	6	1	5	4	2	6	19	181
THA	-	-	-	-	-	1	-	1	0	4	CAN	1	2	4	8	4+1=	9	12	8	7	164.5
GEO	-	-	-	-	-	1	-	-	0	3	CZE	5	3	3	3	6	4+2=	5+1=	9	11	154
SKN	-	-	-	-	-	1	-	-	0	3	RSA	5	2	3	3	7	9+1=	3	3	10	153.5
BER	-	-	-	-	-	-	1	1	0	3	BLR	5	2	9	2	4	3	2	3	16	150
GHA	-	-	-	-	-	-	1	-	0	2	NED	3	3	8	3	2	5	5	5	14	146
HKG	-	-	-	-	-	-	1	-	0	2	ESP	3	3+1=	-	5	5	10	4	8	7	142.5
KOS	-	-	-	-	-	-	1	-	0	2	HUN	-	5	4+1=	1	6	6+1=	10+1=	4	10	138.8
MLT	-	-	-	-	-	-	1	-	0	2	BUL	8	1	2	3	2+1=	3	3	1+1=	11	126
NAM	-	-	-	-	-	-	1	-	0	2	GRE	-	2	4	6	5	2	3+1=	4	6	105.5
UAE	-	-	-	-	-	-	1	-	0	2	BRA	1	2	6	2	2	5	4+1=	4	9	104
SOM	-	-	-	-	-	-	-	1	0	1	SUI	3	4	4	-	1	3	5	1	11	100
SSD	-	-	-	-	-	-	-	1	0	1	POR	1	2	3	6	3	1	2	1	6	90
SUR	-	-	-	-	-	-	-	1	0	1	BAH	4	-	1	7	1	1	1	1	5	83
IRQ	-	-	-	-	-	-	-	1=	0	0.5	BEL	-	1	3+1=	3	3	4	4	4	5	81.5
Totals	399+2=	398+2=	395+9=	392+8=	391+9=	395+2=	385+14=	356+20=	1205	14,356	NOR	2	3	1	-	6	3	1	3	6	81
1. [GER] Breakdown of German placings:											SVK	-	2	2+1=	2	5	4	-	2	5	75.5
GER	9	13	16	19	18+2=	16	19+1=	20+2=	38	540.7	NZL	2	-	2	2	5	2	3	5	4	75
GDR	1	2	6	9	6	5	3	1	9	149	LAT	1	4	1	1	2	5	-	-	6	70
FRG	3	1	2	6	3	3	1	2	6	98	CRO	5	-	2+1=	-	2	-	1	-	8	67.5
Totals	13	16	24	34	27+2=	24	23+1=	23+2=	53	787.7	TUR	-	4	2	-	2	3	1	5	6	64
2. [RUS] Breakdown of Russian placings (includes ANA in 2018 & 2021):											BRN	2	2	2	1	2	1	2	1	6	63
RUS	18	13	9	10+3=	13+2=	9	11	9+2=	40	469.6	UGA	1	1	3	4	-	1	1	2	5	60
ANA	-	1	-	-	3	-	1	1	1	22	TTO	1	1	2	5	-	1	-	1	4	56
Totals	18	14	9	10+3=	16+2=	9	12	10+2=	41	491.6	YUG ^[4]	-	3	2	1	3	1	1	-	5	55
3. [URS] Breakdown of USSR placings (including EUN / Unified Team in 1992):											SRB	2	1	2	-	1	2	1	1	5	48
RUS	7	4	7	1	5+1=	5	3	1	18	176.5	LTU	-	3	-	2	1	4	-	1	3	48
UKR	6	-	3	5	-	2	4	-	9	105	SLO	-	2	-	3	4	-	1	1	2	48
BLR	3	1	5	-	1	1	-	1	9	69	EST	1	2	1	2	-	-	3	2	4	46
URS	-	1	-	2	2	-	-	1	1	26	MAR	-	1	4	-	3	-	-	2	5	45
KAZ	1	-	-	-	2	-	-	-	1	16	COL	-	1	3	1	3	1	-	-	4	45
LAT	1	-	-	-	-	-	-	-	1	8	MEX	2	1	-	2	1	-	3	1	3	44
MDA	-	-	1	-	-	-	-	-	1	6	IND	1	1	2	2	-	1	1	2	4	44
UZB	-	-	-	1	-	-	-	-	0	5	AUT	1	1	-	1+1=	-	1	4	3	2	38.5
ARM	-	-	-	-	1	-	-	-	0	4	TCH ^[5]	-	1	-	-	4	2+1=	3	1	1	38.5
LTU	-	-	-	-	1	-	-	-	0	4	IRL	-	3	-	-	1	2	1	2	3	35
Totals	18	6	16	9	12+1=	8	7	3	40	419.5	ECU	-	1	2	2	-	-	1	1	3	32
4. [TCH] Breakdown of Czechoslovakian placings:											NAM	1	3	-	-	-	-	-	-	4	29
CZE	-	2	1	1	1	2	3	3	3	44	MDA	2	-	1	1	-	-	-	-	3	27
SVK	-	-	-	1	1	1	1	-	0	14	KAZ	-	1	1=	-	1	2	1=	1	2	25
Totals	-	2	1	2	2	3	4	3	3	58	ISL	-	-	1	2	-	1	1	1	1	22
5. [YUG] Breakdown of Yugoslavian placings:											GHA	-	-	2	1	1	-	-	-	2	21
SRB	1	-	1	-	1	1	-	-	2	21	ALG	1	-	-	1	-	-	1	2	1	17
CRO	-	-	-	2	2	-	-	-	0	18	MNE	2	-	-	-	-	-	-	-	2	16
SLO	-	-	-	-	-	1	-	1	0	4	VEN	-	1	-	-	1	1	-	1	1	15
Totals	1	-	1	2	3	2	-	1	2	43	ARG	-	-	-	-	2	2	-	1	0	15
6. [SCG] All these placings were by Serbian athletes											TPE	-	-	-	-	2	1	1	2	0	15
											CHI	1	-	-	-	1	-	1	-	1	14
											UZB	1	-	-	1	-	-	-	-	1	13
											SUD	-	-	1	1	-	-	-	2	1	13
											KOR	-	-	-	-	1	1	2	2	0	13
											SKN	-	1	-	-	-	1	1	-	1	12
											BAR	1	-	-	-	-	-	1	1	1	11
											TUN	-	1	-	-	-	1	-	-	1	10
											CYP	-	-	1	-	1	-	-	-	1	10
											ERI	-	-	-	-	1	1	1	1	0	10

Women	Gold	Silver	Bronze	4th	5th	6th	7th	8th	Medals	Points
DEN	-	-	-	-	2	-	-	1	0	9
AZE	-	-	1	-	-	-	1	-	1	8
GUY	-	1	-	-	-	-	-	-	1	7
MAW	-	1	-	-	-	-	-	-	1	7
SEY	-	1	-	-	-	-	-	-	1	7
SAM	-	-	-	1	-	-	1	-	0	7
GRN	-	-	1	-	-	-	-	-	1	6
IVB	-	-	-	1	-	-	-	1	0	6
ZAM	-	-	-	1	-	-	-	1	0	6
KGZ	-	-	1=	-	-	-	-	-	1	5.5
ISR	-	-	-	1	-	-	-	-	0	5
MAD	-	-	-	1	-	-	-	-	0	5
ALB	-	-	-	-	1	-	-	1	0	5
BER	-	-	-	-	1	-	-	-	0	4
BOL	-	-	-	-	-	1	-	1	0	4
DOM	-	-	-	-	-	-	2	-	0	4
CAY	-	-	-	-	-	1	-	-	0	3
IRI	-	-	-	-	-	1	-	-	0	3
PER	-	-	-	-	-	1	-	-	0	3
RWA	-	-	-	-	-	1	-	-	0	3
SCG ^[6]	-	-	-	-	-	1	-	-	0	3
THA	-	-	-	-	-	1	-	-	0	3
ISV	-	-	-	-	-	-	1	-	0	2
PUR	-	-	-	-	-	-	1	-	0	2
SYR	-	-	-	-	-	-	1	-	0	2
TKM	-	-	-	-	-	-	1	-	0	2
LCA	-	-	-	-	-	-	-	2	0	2
SEN	-	-	-	-	-	-	-	1	0	1
TAN	-	-	-	-	-	-	-	1	0	1
ZIM	-	-	-	-	-	-	-	1	0	1
Totals	372	369+6=	364+10	366+2=	366+8=	363+9=	354+16=	320+10	1121	13,329

1. [GER] Breakdown of German placings:

GER	23	23+1=	21+1=	25+1=	28+1=	24	17+1=	16+1=	69	851.8
GDR	21	8	12	6	3	3	3	2	41	355
FRG	-	2	1	2	3	6+1=	4	4	3	74.5
Totals	44	33+1=	34+1=	33+1=	34+1=	33+1=	24+1=	22+2=	113	1281.3

2. [RUS] Breakdown of Russian placings:

RUS	25	17	18	21	14+1=	10	14+1=	9	60	659.3
ANA	2	-	-	2	2	1	-	1	2	38
Totals	27	17	18	23	16+1=	11	14+1=	10	62	697.3

3. [URS] Breakdown of USSR placings (including EUN / Unified Team in 1992):

RUS	2	7	5	7	2	4	2	3	14	157
BLR	2	-	2	2	1	-	1	-	4	44
UKR	-	1	2	2	-	2	3	2	3	43
URS	-	-	2	1	4	-	1	1	2	36
EST	-	2	-	-	-	-	-	-	2	14
MDA	-	1=	-	-	1	-	-	-	1	10.5
KAZ	-	1=	-	-	-	-	1	-	1	8.5
Totals	4	10+2=	11	12	8	6	8	6	27	313

4. [YUG] Breakdown of Yugoslavian placings (including INT / International Team in 1992):

SRB	-	2	2	-	1	1	1	-	4	35
INT	-	-	-	1	1	-	-	-	0	9
SLO	-	1	-	-	-	-	-	-	1	7
YUG	-	-	-	-	1	-	-	-	0	4
Totals	-	3	2	1	3	1	1	-	5	55

5. [TCH] Breakdown of Czechoslovakian placings

CZE	-	-	-	-	2	2+1=	3	1	0	23.5
SVK	-	1	-	-	2	-	-	-	1	15
Totals	-	1	-	-	4	2+1=	3	1	1	38.5


6. [SCG] This placing was by a Serbian athlete

UNIVERSAL

	Gold	Silver	Bronze	4	5	6	7	8	Medals	Points
NGR	1	-	-	-	-	-	-	-	1	8
POL	-	1	-	-	-	-	-	-	1	7
IND	-	-	1	-	-	-	-	-	1	6
JAM	-	-	-	1	-	-	-	-	0	5
RSA	-	-	-	-	1	-	-	-	0	4
ITA	-	-	-	-	-	1	-	-	0	3
SRI	-	-	-	-	-	-	1	-	0	2
CZE	-	-	-	-	-	-	-	1	0	1
Totals	1	1	1	1	1	1	1	1	3	36



WORLD ATHLETICS
U20 CHAMPIONSHIPS
CALI 22



COUNTRY INDEX

This section contains details of the best achievements of the 224 different country teams (including ANA/Authorised Neutral Athletes, ART/Athlete Refugee Team, EUN/Unified Team, INT/International Team and four former countries comprising Germany & Yemen) to have competed at the World Athletics under-20 Championships. Those underlined have only ever sent men's teams:

The 224: AFG, AHO, AIA, ALB, ALG, AND, ANG, ANT, ARG, ARM, ART, ARU, ASA, AUS, AUT, AZE, BAH, BAN, BAR, BDI, BEL, BEN, BER, BHU, BIH, BIZ, BLR, BOL, BOT, BRA, BRN, BRU, BUL, BUR, CAF, CAM, CAN, CAY, CGO, CHA, CHI, CHN, CIV, CMR, COD, COK, COL, COM, CPV, CRC, CRO, CUB, CYP, CZE, DEN, DJI, DMA, DOM, ECU, EGY, ERI, ESA, ESP, EST, ETH, FIJ, FIN, FRA, FRG, FSM, GAB, GAM, GBR, GBS, GDR, GEO, GEQ, GER, GHA, GIB, GRE, GRN, GUA, GUI, GUM, GUY, HAI, HKG, HON, HUN, INA, IND, IRI, IRL, IRQ, ISL, ISR, ISV, ITA, IVB, JAM, JOR, JPN, KAZ, KEN, KGZ, KIR, KOR, KOS, KSA, KUW, LAO, LAT, LBA, LBR, LBN, LCA, LES, LIE, LTU, LUX, MAC, MAD, MAR, MAS, MAW, MDA, MDV, MEX, MGL, MHL, MKD, MLI, MLT, MNE, MNT, MON, MOZ, MRI, MTN, MYA, NAM, NCA, NED, NEP, NEI, NGR, NIG, NMI, NOR, NRU, NZL, OMA, PAK, PAN, PAR, PER, PHI, PLE, PLW, PNG, POL, POR, PRY, PUR, PYF, QAT, ROU, RSA, RUS/ANA, RWA, SAM, SCG, SEN, SEY, SGP, SKN, SLE, SLO, SMR, SQL, SOM, SRB, SRI, SSD, STP, SUD, SUI, SUR, SVK, SWE, SWZ, SYR, TAN, TCH, TGA, THA, TJK, TKM, TKS, TOG, TPE, TTO, TUN, TUR, UAE, UGA, UKR, URS/EUN, URU, USA, UZB, VAN, VEN, VIE, VIN, YAR, YEM, YUG/INT, ZAM, ZIM

Of current World Athletics members, only PRK, TLS and TUV have not yet competed at the World under-20 Championships:

Every medal-winning performer is listed along with tables showing every placing in the first eight.

The following information is given:

Years Competed:

The years in which the country competed at the World under-20 Championships

Placing Tables:

Tables showing the country's placings in the first eight: overall, by men, women, and universal ("uni")

Medallists or Highest Placings:

A list of every medallist by the country. Gold medallists are emboldened. If there are no medallists, the country's best overall placings are listed. In comparisons across events, we have selected the athlete who finished nearest to first place

AFG / Afghanistan

Years Competed: 1986 & 2008

Highest Placings:

Men	Ahmed Asimiaz	100m: 1986-8h4
Women	Tahmina Kohistani	100m: 2008-9h2

AHO / Netherlands Antilles

Years Competed: 1986 / 1988 / 1996 / 1998 / 2000 / 2002 / 2004 / 2008 / 2010

Dissolved in 2010 and incorporated into The Netherlands

Placing Table:

Men	Gold	Silver	Bronze	4th	5th	6th	7th	8th
1998	-	1	-	-	-	1	-	-
Totals	-	1	-	-	-	1	-	-

Medallists:

Men	Jairo Duzant	200m: 1998-2
Women	Meruska Eduarda	LJ: 2010-9

AIA / Anguilla

Years Competed: 1986 / 1988 / 1990 / 1996 / 1998 / 2000 / 2002 / 2006 / 2008 / 2010 / 2012 / 2014

Placing Table:

Men	Gold	Silver	Bronze	4th	5th	6th	7th	8th
2014	-	-	-	-	1	-	-	-
Totals	-	-	-	-	1	-	-	-

Highest Placings:

Men	Zharnel Hughes	200m: 2014-5
Women	Shara Proctor	LJ: 2006-16Q

ALB / Albania

Years Competed: 1986 / 1990 / 1994 / 1996 / 1998 / 2004 / 2006 / 2010 / 2012 / 2016

Placing Table:

Women	Gold	Silver	Bronze	4th	5th	6th	7th	8th
1986	-	-	-	-	1	-	-	-
1994	-	-	-	-	-	-	-	1
Totals	-	-	-	-	1	-	-	1

Highest Placings:

Men	Altin Bello	HT: 1990-12
Women	Donika Hanxhara	1500m: 1986-5

ALG / Algeria

Years Competed: (all) 1986 / 1988 / 1990 / 1992 / 1994 / 1996 / 1998 / 2000 / 2002 / 2004 / 2006 / 2008 / 2010 / 2012 / 2014 / 2016 / 2018 / 2021

Placing Tables:

Overall	Gold	Silver	Bronze	4th	5th	6th	7th	8th
1988	-	1	-	-	-	-	-	-
1990	-	-	-	-	-	-	-	1
1994	-	-	-	-	-	1	-	-
1996	-	-	1	-	-	-	1	-
1998	1	-	-	-	-	-	-	1
2000	-	-	-	-	-	1	-	1
2004	-	-	-	-	1	-	-	1
2006	-	-	-	-	-	-	1	1
2008	1	-	-	1	-	-	-	1
2010	-	1	-	-	-	-	-	-
2012	-	-	-	-	1	-	1	-
2014	-	-	-	-	-	-	-	1
2016	-	-	-	1	-	-	-	-

2018	-	-	-	-	-	-	1	-
2021	-	1	-	-	-	-	-	-
Totals	2	3	1	2	2	2	4	7
Men	Gold	Silver	Bronze	4th	5th	6th	7th	8th
1988	-	1	-	-	-	-	-	-
1990	-	-	-	-	-	-	-	1
1994	-	-	-	-	-	1	-	-
1996	-	-	1	-	-	-	1	-
2000	-	-	-	-	-	1	-	1
2004	-	-	-	-	1	-	-	-
2006	-	-	-	-	-	-	-	1
2008	1	-	-	-	-	-	-	1
2010	-	1	-	-	-	-	-	-
2012	-	-	-	-	1	-	1	-
2014	-	-	-	-	-	-	-	1
2016	-	-	-	1	-	-	-	-
2018	-	-	-	-	-	-	1	-
2021	-	1	-	-	-	-	-	-
Totals	1	3	1	1	2	2	3	5

Women	Gold	Silver	Bronze	4th	5th	6th	7th	8th
1998	1	-	-	-	-	-	-	1
2004	-	-	-	-	-	-	-	1
2006	-	-	-	-	-	-	1	-
2008	-	-	-	1	-	-	-	-
Totals	1	-	-	1	-	-	1	2

Medallists:

Men	Miloud Abaoub	1500m: 1996-3
	Abderrahmane Anou	1500m: 2010-2
	Mohamed Gouaned	800m: 2021-2
	Noureddine Morceli	1500m: 1988-2
	Imad Touil	1500m: 2008-1
Women	Baya Rahouli	TJ: 1998-1

AND / Andorra

Years Competed: 1988 / 1990 / 1994 / 1996 / 2000 / 2002 / 2004 / 2006 / 2008 / 2012 / 2014 / 2018

Highest Placings:

Men	Lluís Orna Santz	HJ: 1988-17Q
Women	Cristina Llovera	100m: 2012-7h5

ANG / Angola

Years Competed: 1986 / 1994 / 2006 / 2012 / 2016

Highest Placings:

Men	Frederico Afonso	400m: 1994-5h6
Women	Sina Teresa	100m: 2006-6h1

ANT / Antigua & Barbuda

Years Competed: 1986 / 1988 / 1990 / 1996 / 1998 / 2002 / 2004 / 2006 / 2012 / 2014 / 2016 / 2018

Placing Table:

Men	Gold	Silver	Bronze	4th	5th	6th	7th	8th
2002	-	1	-	-	-	1	-	-
2004	-	-	-	1	-	-	-	-
2014	-	-	-	-	1	-	-	-
Totals	-	1	-	1	1	1	-	-

Medallists or Highest Placings:

Men	Brendan Christian	200m: 2002-2
Women	Sonia Williams	100m: 1996-5s2, 1998-5s1

ARG / Argentina

Years Competed: (all) 1986 / 1988 / 1990 / 1992 / 1994 / 1996 / 1998 / 2000 / 2002 / 2004 / 2006 / 2008 / 2010 / 2012 / 2014 / 2016 / 2018 / 2021

Placing Tables:

Overall	Gold	Silver	Bronze	4th	5th	6th	7th	8th
1992	-	-	-	-	1	1	-	-
1994	-	1	-	-	-	-	-	-
2000	-	-	-	-	-	-	-	1
2002	-	-	-	1	1	-	-	-
2004	-	1	-	-	-	-	-	-
2006	1	-	-	-	1	-	-	1
2010	-	-	-	-	-	-	1=	-
2012	-	1	-	-	-	-	-	-
2014	-	-	-	-	-	-	-	1
2016	-	-	-	-	-	1	-	-
2021	-	-	-	-	-	1	-	-
Totals	1	3	-	1	3	3	1=	3

Men	Gold	Silver	Bronze	4th	5th	6th	7th	8th
1992	-	-	-	-	1	1	-	-
1994	-	1	-	-	-	-	-	-
2000	-	-	-	-	-	-	-	1
2002	-	-	-	1	-	-	-	-
2004	-	1	-	-	-	-	-	-
2006	1	-	-	-	-	-	-	-
2010	-	-	-	-	-	-	1=	-
2012	-	1	-	-	-	-	-	-
2014	-	-	-	-	-	-	-	1
Totals	1	3	-	1	1	1	1=	2

Women	Gold	Silver	Bronze	4th	5th	6th	7th	8th
2002	-	-	-	-	1	-	-	-
2006	-	-	-	-	1	-	-	1
2016	-	-	-	-	-	1	-	-
2021	-	-	-	-	-	1	-	-
Totals	-	-	-	-	2	2	-	1

Medallists:

Men	Germán Chiaraviglio	PV: 2004-2, 2006-1
	Julio Piñero	DT: 1994-2
	Braian Toledo	JT: 2012-2
Women	Rocío Comba	DT: 2006-5
	Jennifer Dahlgren	HT: 2002-5

ARM / Armenia

Years Competed: 1996 / 1998 / 2000 / 2002 / 2004 / 2006 / 2008 / 2010 / 2012 / 2014 / 2016 / 2018 / 2021

Placing Table:

Men	Gold	Silver	Bronze	4th	5th	6th	7th	8th
2014	-	-	-	-	1	-	-	-
2018	-	-	-	1	-	-	-	-
2021	-	-	-	-	-	1	-	-
Totals	-	-	-	1	1	1	-	-

Highest Placings:

Men	Aramayis Sargsyan	TJ: 2018-4
Women	Haykanush Beklaryan	TJ: 2006-17Q

ART / Athlete Refugee Team

Years Competed: 2018 / 2021

Highest Placings:

Men	Dominic Lokolong	1500m: 2018-13h1
Women	Emmaculate Napeyok	200m: 2021-6h5
	Alice Samuel	800m: 2021-6h2

ARU / Aruba

Years Competed: 1988 / 2002 / 2004 / 2010 / 2014 / 2016 / 2018

Highest Placings:

Men	Richard Rodriguez	20km: 1988-31
Women	Silviene Krosendijk	LJ: 2004-22Q

ASA / American Samoa

Years Competed: 1988 / 1994 / 2006 / 2008 / 2012 / 2014

Highest Placings:

Men	Faresa Kapisi	100m: 2014-6h2
Women	Savannah Sanitoo	100m: 2006-8h6

AUS / Australia

Years Competed: 1986 / 1988 / 1990 / 1992 / 1994 / 1996 / 1998 / 2000 / 2002 / 2004 / 2006 / 2008 / 2010 / 2012 / 2014 / 2016 / 2018

Placing Tables:

Overall	Gold	Silver	Bronze	4th	5th	6th	7th	8th
1986	1	1	1	1	2	2	5	1
1988	-	2	-	-	1	-	3	-
1990	2	2	2	1	3	1	3	4
1992	-	3	1	1	2	2	2	3+1=
1994	2	1	-	-	2	2	-	3
1996	1	2	7	1	1	5	-	1
1998	1	1	1+1=	1	2	-	4	1+1=
2000	2	1	2	1	3	1=	3	3
2002	-	1	1	2	1	3	1	-
2004	-	-	3	4	4	1	3	-
2006	2	-	1	-	-	-	1	-
2008	-	-	1	2	6	2	1	1
2010	-	-	1	2	1	2	2	3
2012	-	3	1+1=	2	2	1	2	2
2014	-	1	1	3	2+1=	1	6	1
2016	-	3	1	1	2	1	3	-
2018	2	3	-	2	3	2	3	-
Totals	13	24	24+2=	24	37+1=	25+1=	42	23+2=

Men	Gold	Silver	Bronze	4th	5th	6th	7th	8th
1986	1	1	1	1	1	1	3	-
1988	-	2	-	-	-	-	2	-
1990	1	1	2	-	1	1	3	2
1992	-	1	1	1	2	-	1	2+1=
1994	2	-	-	-	1	1	-	2
1996	1	1	5	-	1	2	-	-
1998	1	1	1+1=	1	2	-	2	1=
2000	-	-	1	1	1	-	-	2
2002	-	1	-	1	-	2	-	-
2004	-	-	1	2	2	1	2	-
2006	1	-	-	-	-	-	-	-
2008	-	-	-	1	3	1	-	1

2010	-	-	1	1	1	1	-	2
2012	-	2	1+1=	2	1	1	1	1
2014	-	1	-	1	2	1	2	1
2016	-	1	1	-	2	1	2	-
2018	2	1	-	1	1	1	2	-
Totals	9	13	15+2=	13	21	14	20	13+2=

Women	Gold	Silver	Bronze	4th	5th	6th	7th	8th
1986	-	-	-	-	1	1	2	1
1988	-	-	-	-	1	-	1	-
1990	1	1	-	1	2	-	-	2
1992	-	2	-	-	-	2	1	1
1994	-	1	-	-	1	1	-	1
1996	-	1	2	1	-	3	-	1
1998	-	-	-	-	-	-	2	1
2000	2	1	1	-	2	1=	3	1
2002	-	-	1	1	1	1	1	-
2004	-	-	2	2	2	-	1	-
2006	1	-	1	-	-	-	1	-
2008	-	-	1	1	3	1	1	-
2010	-	-	-	1	-	1	2	1
2012	-	1	-	-	1	-	1	1
2014	-	-	1	2	1=	-	4	-
2016	-	2	-	1	-	-	1	-
2018	-	2	-	1	2	1	1	-
Totals	4	11	9	11	16+1=	11+1=	22	10

Medallists:

Men	Justin Anlezark	SP: 1996-2
	Bryce Barnwell	4x400mR: 1998-1 (ran ht)
	Peter Bate	400mH: 1998-3
	Daniel Batman	4x400mR: 1998-1
	David Baxter	4x100mR: 1996-3
	Damien Birkenhead	SP: 2012-3
	Paul Burgess	PV: 1996-1, 1998-3=
	Matthew Burmeister	4x400mR: 1990-3
	Andrew Bursill	4x400mR: 1990-3 (ran ht)
	Paul Byrne	800m: 1994-1
	Dean Capobianco	4x400mR: 1988-2
	Grant Cremer	800m: 1996-3
	Clay Cross	SP: 1996-3
	Robert Crowther	LJ: 2006-1
	Nathan Deakes	10,000mW: 1996-3
	Paul Di Bella	4x100mR: 1996-3
	Cedric Dubler	Dec: 2014-2
	Darren Edmunds	4x400mR: 1988-2 (ran ht)
	Aaron Fish	HT: 2000-3
	Tim Forsyth	HJ: 1990-2, 1992-2
	Mark Garner	4x400mR: 1988-2
	Paul Greene	4x400mR: 1990-3
	Gary Haasbroek	Dec: 2018-2
	Jagan Hames	HJ: 1994-1
	Brendan Hanigan	800m: 1992-3
	Simon Hollingsworth	4x400mR: 1990-3
	Nicholas Hough	110mH: 2012-2
	Fabrice Lapierre	LJ: 2002-2
	Nash Lewis	JT: 2018-1
	Steven Madeo	JT: 1996-3
	Kurtis Marschall	PV: 2016-2
	Steve McBain	200m: 1986-3
	Daniel McFarlane	4x400mR: 1998-1
	Peter Missingham	4x100mR: 1996-3
	Ash Moloney	Dec: 2018-1
	Miles Murphy	400m: 1986-1
	Paul Pearce	4x100mR: 1996-3
	Steve Perry	400m: 1988-2; 4x400mR: 1988-2
	Werner Reiterer	DT: 1986-2
	Rohan Robinson	400mH: 1990-1; 4x400mR: 1990-3
	Darcy Roper	LJ: 2016-3

	Anthony Ryan	4x400mR: 1988-2
	Jason Snell	4x100mR: 1996-3 (ran ht)
	Steven Solomon	400m: 2012-3=
	Jake Stein	Dec: 2012-2
	Scott Thom	4x400mR: 1998-1
	John Thornell	LJ: 2004-3
	Kyle Vander-Kuyp	110mH: 1990-3
	Casey Vincent	400m: 1998-2; 4x400mR: 1998-1
	Julian Wruck	DT: 2010-3
Women	Sue Andrews	4x400mR: 1990-1
	Angeline Blackburn	4x400mR: 2008-3
	Georgie Clarke	800m: 2000-2; 1500m: 2000-3
	Ella Connolly	4x400mR: 2018-2
	Josephine Fowley	4x400mR: 1996-3
	Cathy Freeman	200m: 1992-2
	Kylie Hanigan	4x400mR: 1990-1
	Rosemary Hayward	400m: 1996-3; 4x400mR: 1996-3
	Lauren Hewitt	200m: 1996-2
	Alexandra Hulley	HT: 2016-2
	Cara Jardine	4x400mR: 2018-2
	Trychelle Kingdom	4x400mR: 2008-3
	Tamsyn Lewis	4x400mR: 1996-3
	Jennifer Marshall	4x400mR: 1996-3
	Brittney McGlone	4x400mR: 2008-3
	Sally McLellan	100m: 2004-3
	Liz Parnov	PV: 2012-2
	Vicky Parnov	PV: 2006-3
	Jana Pittman	400mH: 2000-1; 400m: 2000-1
	Renée Poetschka	4x400mR: 1990-1
	Susie Power	3000m: 1994-2
	Petrina Price	HJ: 2002-3
	Renee Robson	4x400mR: 1996-3 (ran ht)
	Jemima Russell	4x400mR: 2018-2
	Dani Samuels	DT: 2006-1
	Jane Saville	5000mW: 1992-2
	Sophie Scamps	4x400mR: 1990-1
	Olivia Tauro	4x400mR: 2008-3
	Carley Thomas	800m: 2018-2; 4x400mR: 2018-2
	Annabel Thomson	JT: 2004-3
	Lisa-Marie Vizaniari	DT: 1990-2
	Georgia Wassall	800m: 2014-3
	Kirsty Williams	DT: 2016-2

AUT / Austria

Years Competed: (all) 1986 / 1988 / 1990 / 1992 / 1994 / 1996 / 1998 / 2000 / 2002 / 2004 / 2006 / 2008 / 2010 / 2012 / 2014 / 2016 / 2018 / 2021

Placing Tables:

Overall	Gold	Silver	Bronze	4th	5th	6th	7th	8th
1986	-	-	-	-	1	1	-	1
1994	-	-	-	-	1	-	-	-
1996	-	-	-	1	-	-	1	-
2000	-	-	-	-	1	-	-	-
2002	-	-	-	-	-	-	-	1
2004	-	-	-	-	-	1	-	-
2010	-	-	-	-	-	1	2	-
2012	-	-	-	1=	-	-	-	-
2014	-	-	-	-	-	-	-	1
2016	1	-	-	1	-	-	1	-
2018	-	1	-	-	-	1	-	1
2021	-	-	-	1	1	-	-	-
Totals	1	1	-	3+1=	4	4	4	4

Men	Gold	Silver	Bronze	4th	5th	6th	7th	8th
1986	-	-	-	-	1	1	-	-
1994	-	-	-	-	1	-	-	-
1996	-	-	-	1	-	-	-	-
2000	-	-	-	-	1	-	-	-
2010	-	-	-	-	-	1	-	-
2016	-	-	-	1	-	-	-	-
2018	-	-	-	-	-	1	-	1
2021	-	-	-	-	1	-	-	-
Totals	-	-	-	2	4	3	-	1

Women	Gold	Silver	Bronze	4th	5th	6th	7th	8th
1986	-	-	-	-	-	-	-	1
1996	-	-	-	-	-	-	1	-
2002	-	-	-	-	-	-	-	1
2004	-	-	-	-	-	1	-	-
2010	-	-	-	-	-	-	2	-
2012	-	-	-	1=	-	-	-	-
2014	-	-	-	-	-	-	-	1
2016	1	-	-	-	-	-	1	-
2018	-	1	-	-	-	-	-	-
2021	-	-	-	1	-	-	-	-
Totals	1	1	-	1+1=	-	1	4	3

Medallists or Highest Placings:

Men	Philipp Kronsteiner	TJ: 2016-4
	Günther Weidlinger	3000mSC: 1996-4
Women	Sarah Lagger	Hep: 2016-1, 2018-2

AZE / Azerbaijan

Years Competed: 1994 / 1998 / 2000 / 2002 / 2004 / 2006 / 2008 / 2010 / 2012 / 2014 / 2016 / 2021

Placing Tables:

Overall	Gold	Silver	Bronze	4th	5th	6th	7th	8th
1998	-	-	-	-	-	-	1	-
2008	-	-	-	-	1	-	-	-
2010	-	-	1	-	-	-	-	-
2012	-	-	-	-	-	-	1	-
Totals	-	-	1	-	1	-	2	-

Men	Gold	Silver	Bronze	4th	5th	6th	7th	8th
1998	-	-	-	-	-	-	1	-
2008	-	-	-	-	1	-	-	-
Totals	-	-	-	-	1	-	1	-

Women	Gold	Silver	Bronze	4th	5th	6th	7th	8th
2010	-	-	1	-	-	-	-	-
2012	-	-	-	-	-	-	1	-
Totals	-	-	1	-	-	-	1	-

Medallists or Highest Placings:

Men	Ramil Guliyev	200m: 2008-5
Women	Layes Abdullayeva	3000m: 2010-3

BAH / Bahamas

Years Competed: (all) 1986 / 1988 / 1990 / 1992 / 1994 / 1996 / 1998 / 2000 / 2002 / 2004 / 2006 / 2008 / 2010 / 2012 / 2014 / 2016 / 2018 / 2021

Placing Tables:

Overall	Gold	Silver	Bronze	4th	5th	6th	7th	8th
1986	-	-	-	-	-	1	1	-
1988	-	-	1	-	-	-	-	-
1990	-	-	-	-	-	1	-	-

1994	-	-	-	1	1	-	-	-
1996	-	-	-	-	-	1	-	-
2000	-	-	-	-	1	-	-	-
2002	-	-	1	-	-	-	-	-
2004	-	-	-	-	-	1	-	-
2006	-	-	-	-	-	-	-	1
2008	1	-	1	1	-	-	2	1
2010	1	-	-	1	-	-	-	-
2012	2	-	2	1	-	1	1	-
2014	-	-	-	-	-	1	-	-
2016	-	-	-	2	-	-	-	-
2021	-	-	-	1	-	-	1	-
Totals	4	-	5	7	2	6	5	2

Men	Gold	Silver	Bronze	4th	5th	6th	7th	8th
1986	-	-	-	-	-	1	1	-
1988	-	-	1	-	-	-	-	-
1996	-	-	-	-	-	1	-	-
2000	-	-	-	-	1	-	-	-
2002	-	-	1	-	-	-	-	-
2004	-	-	-	-	-	1	-	-
2008	-	-	-	-	-	-	1	1
2012	-	-	2	-	-	1	1	-
2014	-	-	-	-	-	1	-	-
2021	-	-	-	-	-	-	1	-
Totals	-	-	4	-	1	5	4	1

Women	Gold	Silver	Bronze	4th	5th	6th	7th	8th
1990	-	-	-	-	-	1	-	-
1994	-	-	-	1	1	-	-	-
2006	-	-	-	-	-	-	-	1
2008	1	-	1	1	-	-	1	-
2010	1	-	-	1	-	-	-	-
2012	2	-	-	1	-	-	-	-
2016	-	-	-	2	-	-	-	-
2021	-	-	-	1	-	-	-	-
Totals	4	-	1	7	1	1	1	1

Medallists:

Men	Lathario Collie-Minns	TJ: 2012-3
	Eugene Greene	TJ: 1988-3
	Ryan Ingraham	HJ: 2012-3
	Shamar Sands	110mH: 2002-3
Women	Sheniqua Ferguson	100m: 2008-3; 200m: 2008-1
	Shaunae Miller	400m: 2010-1
	Antonique Strachan	100m: 2012-1; 200m: 2012-1

BAN / Bangladesh

Years Competed: 1986 / 1988 / 1992 / 1998 / 2012 / 2014 / 2021

Highest Placings:

Men	Abdurrahim Nayeem	400mH: 1992-5h1
Women	Aireen Akter	100m: 2014-8h4
	Sumaya Dewan	100m: 2021-8h3

BAR / Barbados

Years Competed: 1986 / 1988 / 1990 / 1992 / 1994 / 1996 / 1998 / 2000 / 2002 / 2004 / 2006 / 2008 / 2010 / 2012 / 2014 / 2016 / 2018

Placing Tables:

Overall	Gold	Silver	Bronze	4th	5th	6th	7th	8th
1990	-	-	-	-	1	-	-	-
1994	-	-	-	1	-	-	-	-
2002	-	-	-	-	-	1	-	-

2006	-	-	-	-	1	-	-	-
2008	-	-	-	-	-	-	1	1
2010	-	-	-	-	-	-	-	1
2014	1	-	-	1	-	-	-	-
2016	-	-	1	-	-	1	-	-
2018	-	-	-	-	-	-	-	1
Totals	1	-	1	2	2	2	1	3

Men	Gold	Silver	Bronze	4th	5th	6th	7th	8th
1990	-	-	-	-	1	-	-	-
1994	-	-	-	1	-	-	-	-
2002	-	-	-	-	-	1	-	-
2006	-	-	-	-	1	-	-	-
2010	-	-	-	-	-	-	-	1
2014	-	-	-	1	-	-	-	-
2016	-	-	1	-	-	1	-	-
2018	-	-	-	-	-	-	-	1
Totals	-	-	1	2	2	2	-	2

Women	Gold	Silver	Bronze	4th	5th	6th	7th	8th
2008	-	-	-	-	-	-	1	1
2014	1	-	-	-	-	-	-	-
Totals	1	-	-	-	-	-	1	1

Medallists:

Men	Mario Burke	100m: 2016-3
Women	Akela Jones	LJ: 2014-1

BDI / Burundi

Years Competed: 1992 / 1994 / 1996 / 1998 / 2000 / 2002 / 2004 / 2006 / 2010 / 2021

Placing Table:

Men	Gold	Silver	Bronze	4th	5th	6th	7th	8th
1992	-	1	-	1	-	-	-	-
1998	-	-	-	-	-	1	-	1
2002	-	-	-	-	2	2	-	-
2006	-	-	-	-	1	-	-	-
2021	-	-	-	-	1	-	-	1
Totals	-	1	-	1	4	3	-	2

Medallists or Highest Placings:

Men	Vénuste Niyongabo	1500m: 1992-2
Women	Francine Niyonizigiye	3000m: 2004-9

BEL / Belgium

Years Competed: (all) 1986 / 1988 / 1990 / 1992 / 1994 / 1996 / 1998 / 2000 / 2002 / 2004 / 2006 / 2008 / 2010 / 2012 / 2014 / 2016 / 2018 / 2021

Placing Tables:

Overall	Gold	Silver	Bronze	4th	5th	6th	7th	8th
1986	-	-	1	-	1	1	-	-
1988	-	1	-	-	-	1	1	1
1990	-	-	1	-	-	-	-	-
1992	-	-	-	1	-	-	1	-
1994	-	-	-	1	-	-	1	1
1996	-	-	-	1	-	-	1	-
1998	-	-	-	-	-	-	-	1=
2000	-	-	-	-	-	-	-	1=
2002	-	-	-	-	-	1	-	-
2004	-	-	-	-	-	-	1	1
2006	-	-	-	2	1	-	1	-
2008	-	-	1=	-	1	-	-	1
2010	-	-	-	1	-	1	1	-

2012	-	-	-	-	1	1	-	-
2014	-	-	-	-	-	1	-	1
2016	-	-	1	1	-	-	-	-
2018	1	-	1	1	1	-	1	1
2021	-	1	-	-	1	1	-	1
Totals	1	2	4+1=	8	6	7	8	7+2=
Men	Gold	Silver	Bronze	4th	5th	6th	7th	8th
1986	-	-	-	-	1	1	-	-
1988	-	-	-	-	-	-	1	1
1992	-	-	-	1	-	-	1	-
1994	-	-	-	1	-	-	-	-
1996	-	-	-	1	-	-	-	-
1998	-	-	-	-	-	-	-	1=
2000	-	-	-	-	-	-	-	1=
2006	-	-	-	1	1	-	-	-
2008	-	-	-	-	-	-	-	1
2010	-	-	-	-	-	1	1	-
2018	1	-	1	1	1	-	1	1
2021	-	1	-	-	-	1	-	-
Totals	1	1	1	5	3	3	4	3+2=

Women	Gold	Silver	Bronze	4th	5th	6th	7th	8th
1986	-	-	1	-	-	-	-	-
1988	-	1	-	-	-	1	-	-
1990	-	-	1	-	-	-	-	-
1994	-	-	-	-	-	-	1	1
1996	-	-	-	-	-	-	1	-
2002	-	-	-	-	-	1	-	-
2004	-	-	-	-	-	-	1	1
2006	-	-	-	1	-	-	1	-
2008	-	-	1=	-	1	-	-	-
2010	-	-	-	1	-	-	-	-
2012	-	-	-	-	1	1	-	-
2014	-	-	-	-	-	1	-	1
2016	-	-	1	1	-	-	-	-
2021	-	-	-	-	1	-	-	1
Totals	-	1	3+1=	3	3	4	4	4

Medallists:

Men	Elliott Crestan	800m: 2018-3
	Jente Hauttekeete	Dec: 2021-2
	Jonathan Sacoor	400m: 2018-1
Women	Hannelore Desmet	HJ: 2008-3=
	Sandrine Hennart	LJ: 1990-3
	Ann Maenhout	400mH: 1988-2
	Hanne Maudens	Hep: 2016-3
	Marleen Renders	10,000m: 1986-3

BEN / Benin

Years Competed: 1994 / 1996 / 1998 / 2004 / 2006 / 2010 / 2012

Highest Placings:

Men	Séwa Sourou	TJ: 2006-19Q
Women	Miel Ayedou	400mH: 2010-6h2

BER / Bermuda

Years Competed: 1986 / 1988 / 1990 / 1994 / 1996 / 1998 / 2004 / 2006 / 2008 / 2010 / 2012 / 2014 / 2016 / 2018 / 2021

Placing Tables:

Overall	Gold	Silver	Bronze	4th	5th	6th	7th	8th
1986	-	-	-	-	-	-	-	1
2008	-	-	-	-	1	-	-	-
2016	-	-	-	-	-	-	1	-
Totals	-	-	-	-	1	-	1	1

Men	Gold	Silver	Bronze	4th	5th	6th	7th	8th
1986	-	-	-	-	-	-	-	1
2016	-	-	-	-	-	-	1	-
Totals	-	-	-	-	-	-	1	1

Women	Gold	Silver	Bronze	4th	5th	6th	7th	8th
2008	-	-	-	-	1	-	-	-
Totals	-	-	-	-	1	-	-	-

Highest Placings:

Men	Jah-Nhai Perinchief	HJ: 2016-7
Women	Arantxa King	LJ: 2008-5

BHU / Bhutan

Years Competed: 1998 / 2018

Highest Placings:

Men	Mipham Yoezer Gurung	100m: 2018-6h4
Women	No competitors	

BIH / Bosnia & Herzegovina

Years Competed: 1992 / 1994 / 1996 / 1998 / 2002 / 2004 / 2006 / 2008 / 2012 / 2018

Placing Table:

Men	Gold	Silver	Bronze	4th	5th	6th	7th	8th
2012	-	-	-	-	1	-	-	-
Totals	-	-	-	-	1	-	-	-

Highest Placings:

Men	Mesud Pezer	SP: 2012-5
Women	Jasminka Guber	3000m: 2004-14

BIZ / Belize

Years Competed: 1986 / 2002 / 2004 / 2006 / 2012

Highest Placings:

Men	Devon Hyde	TJ: 1986-27Q
Women	Kay-De Vaughn	HJ: 2004-20Q

BLR / Belarus

Years Competed: 1994 / 1996 / 1998 / 2000 / 2002 / 2004 / 2006 / 2008 / 2010 / 2012 / 2014 / 2016 / 2018 / 2021
See also USSR for 1986-1992

Placing Tables:

Overall	Gold	Silver	Bronze	4th	5th	6th	7th	8th
1994	-	1	1	-	2	-	-	-
1996	-	1	1	1	-	-	-	-
1998	1	-	1	-	-	1	-	-
2000	-	-	3	1	-	2	1	1
2002	-	1	2	-	1	2+2=	1	-
2004	3	-	1	-	-	1	-	1
2006	-	-	-	3	2	1	1	-
2008	-	4	1	2	1	1	-	2
2010	-	1	-	-	-	1	-	-
2012	1	-	1	-	-	-	-	-
2014	-	1	-	-	-	-	1	-
2016	1	1	1	-	-	-	-	1
2018	1	1	-	1	1	-	-	-
2021	1	1	3	-	-	1	-	-
Totals	8	12	15	8	7	10+2=	4	5

Men	Gold	Silver	Bronze	4th	5th	6th	7th	8th
1994	-	1	1	-	1	-	-	-
1996	-	1	-	1	-	-	-	-
1998	-	-	1	-	-	-	-	-
2000	-	-	-	1	-	2	1	1
2002	-	1	1	-	-	2+2=	-	-
2004	1	-	-	-	-	1	-	-
2006	-	-	-	3	-	-	-	-
2008	-	2	1	-	1	-	-	-
2010	-	1	-	-	-	1	-	-
2012	1	-	-	-	-	-	-	-
2014	-	1	-	-	-	-	1	-
2016	-	1	1	-	-	-	-	1
2018	-	1	-	1	1	-	-	-
2021	1	1	1	-	-	1	-	-
Totals	3	10	6	6	3	7+2=	2	2

Women	Gold	Silver	Bronze	4th	5th	6th	7th	8th
1994	-	-	-	-	1	-	-	-
1996	-	-	1	-	-	-	-	-
1998	1	-	-	-	-	1	-	-
2000	-	-	3	-	-	-	-	-
2002	-	-	1	-	1	-	1	-
2004	2	-	1	-	-	-	-	1
2006	-	-	-	-	2	1	1	-
2008	-	2	-	2	-	1	-	2
2012	-	-	1	-	-	-	-	-
2016	1	-	-	-	-	-	-	-
2018	1	-	-	-	-	-	-	-
2021	-	-	2	-	-	-	-	-
Totals	5	2	9	2	4	3	2	3

Medallists:

Men	Maksim Androloyt	Dec: 2016-2
	Dzmitry Astrouski	LJ: 2008-2
	Yauheni Bahutski	DT: 2018-2
	Yauheni Brihi	SP: 2021-2
	Andrei Churyla	HJ: 2012-1
	Vadim Devyatovskiy	HT: 1996-2
	Aleh Dubitski	HT: 2008-3
	Aleksandr Kazulka	HT: 2002-3
	Raman Khartanovich	DT: 2021-3
	Andrey Kravchenko	Dec: 2004-1
	Aliaksandr Linnik	200m: 2010-2
	Dmitriy Markov	PV: 1994-2
	Artur Meleshkevich	10,000mW: 1994-3
	Eduard Mikhan	Dec: 2008-2
	Dzmitry Nabokau	HJ: 2014-2
	Dmitriy Sivakov	DT: 2002-2
	Aleksandr Veryutin	HJ: 1998-3
	Matvey Volkov	PV: 2021-1
	Hleb Zhuk	DT: 2016-3
Women	Mariolla Bykel	HT: 2021-3
	Olga Goncharenko	DT: 2000-3
	Elvira Herman	100mH: 2016-1
	Yelena Ivanenko	SP: 1996-3
	Halina Kakhava	JT: 2000-3
	Natallia Khoroneko	SP: 2000-3
	Natalya Koreyvo	800m: 2004-1
	Yana Maksimava	Hep: 2008-2
	Nastassia Mironchyk	LJ: 2008-2
	Alena Navahrodskaya	HT: 2012-3
	Alina Nikitsenka	DT: 2021-3
	Nadezhda Ostapchuk	SP: 1998-1
	Veronika Shutkova	LJ: 2004-3
	Marina Smolyachkova	HT: 2004-1
	Karina Taranda	HJ: 2018-1
	Marina Tikhonova	10,000mW: 2002-3

BOL / Bolivia

Years Competed: 1986 / 1988 / 1990 / 1992 / 1994 / 1998 / 2000 / 2002 / 2004 / 2006 / 2008 / 2012 / 2014 / 2016 / 2018 / 2021

Placing Table:

Women	Gold	Silver	Bronze	4th	5th	6th	7th	8th
2002	-	-	-	-	-	1	-	-
2014	-	-	-	-	-	-	-	1
Totals	-	-	-	-	-	1	-	1

Highest Placings:

Men Marco Antonio Rodríguez 10,000mW: 2012-9
 Women Ariana Quino Salazar 10,000mW: 2002-6

BOT / Botswana

Years Competed: 1986 / 1988 / 1992 / 1994 / 1996 / 1998 / 2000 / 2002 / 2004 / 2006 / 2008 / 2010 / 2012 / 2014 / 2016 / 2021

Placing Table:

Men	Gold	Silver	Bronze	4th	5th	6th	7th	8th
2004	-	-	1	-	-	-	1	-
2010	-	-	-	-	-	-	1	1
2012	1	-	-	-	-	-	-	-
2016	-	1	1	-	-	-	-	1
2021	3	1	-	-	-	-	-	-
Totals	4	2	2	-	-	-	2	2

Medallists or Highest Placings:

Men	Nijel Amos	800m: 2012-1
	Thusoyaone Gabanathlon	4x400mR: 2021-1 (ran ht)
	Collen Kebinatshipi	4x400mR: 2021-1
	Phenyo Majama	4x400mR: 2021-1
	Oreeditse Masede	4x400mR: 2021-1
	Obakeng Ngwigwa	400m: 2004-3
	Antony Pesela	400m: 2021-1; 4x400mR: 2021-1
	Omphemetse Poo	4x400mR: 2016-2
	Karabo Sibanda	400m: 2016-3; 4x400mR: 2016-2
	Xholani Talane	4x400mR: 2016-2
	Letsile Tebogo	100m: 2021-1; 200m: 2021-2
	Baboloki Thebe	4x400mR: 2016-2
Women	Christine Botogetswe	400m: 2012-5h3
	Tsoseletso Sekgweng	LJ: 1988-28Q

BRA / Brazil

Years Competed: (all) 1986 / 1988 / 1990 / 1992 / 1994 / 1996 / 1998 / 2000 / 2002 / 2004 / 2006 / 2008 / 2010 / 2012 / 2014 / 2016 / 2018 / 2021

Placing Tables:

Overall	Gold	Silver	Bronze	4th	5th	6th	7th	8th
1988	-	-	-	1	-	-	-	3
1990	-	-	-	-	-	1	1	-
1992	-	-	-	-	-	1	-	1
1994	1	-	-	-	-	1	-	-
1998	-	-	-	-	-	2	-	-
2000	-	-	-	1	-	-	3	2
2002	-	-	2	2	4	-	1	1
2004	-	-	1	1	1	1	1+1=	2
2006	-	1	-	1	-	2	2	-
2008	-	-	1	1	1	1	-	-

2010	-	-	-	2	1	-	1	-
2012	1	-	3	-	2	1	1	-
2014	1	-	1	2	-	-	-	1
2016	-	-	-	1	1	-	1	-
2018	-	1	1	-	1	1	1	1
2021	-	-	-	1	-	1	-	1
Totals	3	2	9	13	11	12	12+1=	12

Men	Gold	Silver	Bronze	4th	5th	6th	7th	8th
1988	-	-	-	1	-	-	-	3
1990	-	-	-	-	-	1	1	-
1992	-	-	-	-	-	1	-	1
1994	1	-	-	-	-	-	-	-
1998	-	-	-	-	-	1	-	-
2000	-	-	-	1	-	-	2	-
2002	-	-	-	2	3	-	1	1
2004	-	-	1	1	1	1	-	2
2006	-	-	-	-	-	2	1	-
2008	-	-	-	-	1	1	-	-
2010	-	-	-	2	-	-	1	-
2012	1	-	-	-	2	-	1	-
2014	-	-	1	2	-	-	-	-
2016	-	-	-	1	1	-	1	-
2018	-	-	1	-	1	-	-	-
2021	-	-	-	1	-	-	-	1
Totals	2	-	3	11	9	7	8	8

Women	Gold	Silver	Bronze	4th	5th	6th	7th	8th
1994	-	-	-	-	-	1	-	-
1998	-	-	-	-	-	1	-	-
2000	-	-	-	-	-	-	1	2
2002	-	-	2	-	1	-	-	-
2004	-	-	-	-	-	-	1+1=	-
2006	-	1	-	1	-	-	1	-
2008	-	-	1	1	-	-	-	-
2010	-	-	-	-	1	-	-	-
2012	-	-	3	-	-	1	-	-
2014	1	-	-	-	-	-	-	1
2018	-	1	-	-	-	1	1	1
2021	-	-	-	-	-	1	-	-
Totals	1	2	6	2	2	5	4+1=	4

Medallists:

Men	Thiago Braz	PV: 2012-1
	Mateus de Sá	TJ: 2014-3
	Clodoaldo da Silva	20km: 1994-1
	Júlio de Oliveira	JT: 2004-3
	Alison dos Santos	400mH: 2018-3
Women	Luana Correa	4x100mR: 2008-3
	Keila Costa	TJ: 2002-3
	Nathalia da Rosa	4x100mR: 2012-3
	Vanda Gomes	200m: 2006-2
	Barbara Leônico	4x100mR: 2008-3
	Mirielei Santos	TJ: 2018-2
	Rosângela Santos	4x100mR: 2008-3
	Thais Vides	4x100mR: 2012-3 (ran ht)
	Izabela da Silva	DT: 2014-1
	Bárbara de Oliveira	4x100mR: 2008-3
	Camila de Souza	4x100mR: 2012-3
	Juliana de Azevedo	800m: 2002-3
	Tamara de Souza	Hep: 2012-3
	Tamiris de Liz	100m: 2012-3; 4x100mR: 2012-3
	Jessica dos Reis	4x100mR: 2012-3

BRN / Bahrain

Years Competed: 1986 / 1988 / 1998 / 2002 / 2004 / 2006 / 2008 / 2010 / 2012 / 2014 / 2016 / 2018

Placing Tables:

Overall	Gold	Silver	Bronze	4th	5th	6th	7th	8th
2006	-	-	2	-	1	-	1	-
2008	-	-	1	-	-	-	-	1
2010	-	-	-	1	1	-	-	-
2014	1	1	2	-	-	-	-	1
2016	1	2	1	-	1	1	2	-
2018	-	-	1	-	-	-	-	-
Totals	2	3	7	1	3	1	3	2

Men	Gold	Silver	Bronze	4th	5th	6th	7th	8th
2006	-	-	2	-	1	-	1	-
2008	-	-	1	-	-	-	-	1
2014	-	1	2	-	-	-	-	-
Totals	-	1	5	-	1	-	1	1

Women	Gold	Silver	Bronze	4th	5th	6th	7th	8th
2010	-	-	-	1	1	-	-	-
2014	1	-	-	-	-	-	-	1
2016	1	2	1	-	1	1	2	-
2018	-	-	1	-	-	-	-	-
Totals	2	2	2	1	2	1	2	1

Medallists:

Men	Abbas Abubaker	400m: 2014-3
	Belal Mansour Ali	1500m: 2006-3
	Evans Chematot	3000mSC: 2014-3
	Aadam Ismail Khamis	10,000m: 2006-3
	Ali Khamis Khamis	400mH: 2014-2
	Mohamed Yusuf Salman	TJ: 2008-3
Women	Dalila Gosa	3000m: 2016-2
	Ruth Jebet	3000mSC: 2014-1
	Tigist Mekonen	3000mSC: 2016-2
	Ofonime Odiong	200m: 2016-1
	Bontu Rebitu	5000m: 2016-3
	Winfred Yavi	3000mSC: 2018-3

BRU / Brunei

Year Entered: 2004

Highest Placings:

Men	Ibrahim Firdaus	100m: 2004-5h4
Women	No competitors	

BUL / Bulgaria

Years Competed: (all) 1986 / 1988 / 1990 / 1992 / 1994 / 1996 / 1998 / 2000 / 2002 / 2004 / 2006 / 2008 / 2010 / 2012 / 2014 / 2016 / 2018 / 2021

Placing Tables:

Overall	Gold	Silver	Bronze	4th	5th	6th	7th	8th
1986	2	2	2	1	1	1	2	1
1988	1	1	1	-	1	1	4	-
1990	2	-	2	-	-	2	2	1+1=
1992	-	-	1	1	1=	1	-	1
1994	-	-	-	2	-	-	-	-
1996	2	-	1	1	-	-	-	1
1998	1	1	-	1	-	-	-	-
2004	1	-	-	-	-	1	-	1
2006	2	-	-	-	-	-	-	-
2008	-	1	-	-	-	-	-	-
2012	-	-	-	1	-	-	-	-
2018	1	-	-	-	-	-	-	-
Totals	12	5	7	7	2+1=	6	8	5+1=

Men	Gold	Silver	Bronze	4th	5th	6th	7th	8th
1986	1	2	2	1	-	1	1	1
1988	-	1	-	-	-	1	2	-
1990	1	-	2	-	-	1	2	1
1992	-	-	1	1	-	-	-	-
1996	-	-	-	-	-	-	-	1
1998	1	1	-	1	-	-	-	-
2004	1	-	-	-	-	-	-	1
2012	-	-	-	1	-	-	-	-
Totals	4	4	5	4	-	3	5	4

Women	Gold	Silver	Bronze	4th	5th	6th	7th	8th
1986	1	-	-	-	1	-	1	-
1988	1	-	1	-	1	-	2	-
1990	1	-	-	-	-	1	-	1=
1992	-	-	-	-	1=	1	-	1
1994	-	-	-	2	-	-	-	-
1996	2	-	1	1	-	-	-	-
2004	-	-	-	-	-	1	-	-
2006	2	-	-	-	-	-	-	-
2008	-	1	-	-	-	-	-	-
2018	1	-	-	-	-	-	-	-
Totals	8	1	2	3	2+1=	3	3	1+1=

Medallists:

Men	Vasil Baklarov	DT: 1986-1
	Petar Dachev	LJ: 1998-1
	Radoslav Despotov	SP: 1986-3
	Zdravko Dimitrov	TJ: 1986-2
	Miroslav Dukov	PV: 1990-3
	Galim Georgiev	TJ: 1988-2
	Ivan Iliev	DT: 1990-1
	Georgi Ivanov	SP: 2004-1
	Sabin Khristov	HT: 1986-3
	Delko Lesev	PV: 1986-2
	Ivaylo Mladenov	LJ: 1992-3
	Nikola Raev	TJ: 1990-3
	Ivaylo Rusenov	TJ: 1998-2
Women	Mirela Demireva	HJ: 2008-2
	Svetla Dimitrova	Hep: 1986-1, 1988-1
	Nora Ivanova	100m: 1996-1; 200m: 1996-3
	Tereza Marinova	TJ: 1996-1
	Aleksandra Nacheva	TJ: 2018-1
	Tezdzhan Naimova	100m: 2006-1; 200m: 2006-1
	Iva Prandzheva	LJ: 1990-1
Proletka Voycheva	DT: 1988-3	

BUR / Burkina Faso

Years Competed: 1986 / 1988 / 1990 / 1994 / 1998 / 2000 / 2002 / 2004 / 2006 / 2008 / 2010 / 2012 / 2016 / 2021

Highest Placings:

Men	Levis Ouédraogo	400mH: 2002-7s3
Women	Madina Toure	100mH: 2021-8s3

CAF / Central African Republic

Years Competed: 1990 / 1998 / 2000 / 2004 / 2006 / 2010

Highest Placings:

Men	François Loungou	TJ: 1998-31Q
Women	Mireille Bara-Ang	400m: 1990-6h2

CAM / Cambodia

Years Competed: 1986 / 1998 / 2006 / 2008

Highest Placings:

Men	Khiev Samnang	100m: 2006-8h2, 2008-8h9
	Oum Sidet	400m: 1986-8h7
Women	No competitors	

CAN / Canada

Years Competed: (all) 1986 / 1988 / 1990 / 1992 / 1994 / 1996 / 1998 / 2000 / 2002 / 2004 / 2006 / 2008 / 2010 / 2012 / 2014 / 2016 / 2018 / 2021

Placing Tables:

Overall	Gold	Silver	Bronze	4th	5th	6th	7th	8th
1986	-	1	-	2	-	-	1	2
1988	-	-	-	1	1	-	1	-
1990	-	-	-	-	1	1	-	1
1992	-	2	1	2	-	-	1	-
1994	-	-	1	2	1	-	1	2
1996	1	-	1	-	-	1	1	-
1998	-	-	-	1	1+1=	-	-	-
2000	-	1	-	-	1	-	1	-
2002	-	-	-	-	-	-	1	1
2004	1	-	-	1	-	-	1	1
2006	-	2	-	1	-	-	-	1
2008	-	-	-	-	-	1	1	2
2010	-	-	2	1	2	3	2	-
2012	-	-	1	1	-	3	1	-
2014	-	-	-	1	1	-	3	1
2016	-	-	2	-	1	4	1	1
2018	1	-	-	1	-	1	2	2
2021	-	-	2	-	-	1	3	-
Totals	3	6	10	14	9+1=	15	21	14

Men	Gold	Silver	Bronze	4th	5th	6th	7th	8th
1986	-	1	-	-	-	-	-	1
1988	-	-	-	-	-	-	1	-
1990	-	-	-	-	1	1	-	1
1992	-	-	1	-	-	-	-	-
1994	-	-	1	2	1	-	1	1
1996	1	-	1	-	-	1	1	-
1998	-	-	-	1	1	-	-	-
2000	-	1	-	-	-	-	-	-
2004	1	-	-	1	-	-	1	1
2006	-	2	-	1	-	-	-	1
2008	-	-	-	-	-	1	-	-
2010	-	-	2	1	1	-	1	-
2012	-	-	1	-	-	2	-	-
2014	-	-	-	-	-	-	1	1
2016	-	-	-	-	1	-	-	-
2018	-	-	-	-	-	1	1	-
2021	-	-	-	-	-	-	2	-
Totals	2	4	6	6	5	6	9	6

Women	Gold	Silver	Bronze	4th	5th	6th	7th	8th
1986	-	-	-	2	-	-	1	1
1988	-	-	-	1	1	-	-	-
1992	-	2	-	2	-	-	1	-
1994	-	-	-	-	-	-	-	1
1998	-	-	-	-	1=	-	-	-
2000	-	-	-	-	1	-	1	-
2002	-	-	-	-	-	-	1	1
2008	-	-	-	-	-	-	1	2
2010	-	-	-	-	1	3	1	-
2012	-	-	-	1	-	1	1	-
2014	-	-	-	1	1	-	2	-
2016	-	-	2	-	-	4	1	1
2018	1	-	-	1	-	-	1	2
2021	-	-	2	-	-	1	1	-
Totals	1	2	4	8	4+1=	9	12	8

Medallists:

Men	Dylan Armstrong	HT: 2000-2	
	Shawn Barber	PV: 2012-3	
	Brian Barnett	200m: 2006-2	
	Mark Boswell	HJ: 1996-1	
	Aaron Brown	200m: 2010-3	
	Carlton Chambers	4x100mR: 1994-3	
	Eric Frempong-Manso	4x100mR: 1994-3	
	Michael Mason	HJ: 2004-1	
	Shane Niemi	400m: 1996-3	
	Chris Robinson	4x100mR: 1994-3	
	Mike Smith	Dec: 1986-2	
	Taylor Stewart	LJ: 2010-3	
	Kevin Sullivan	1500m: 1992-3	
	Dave Tomlin	4x100mR: 1994-3	
	Justyn Warner	100m: 2006-2	
	Women	Heather Abadie	PV: 2021-3
		Ashlan Best	4x400mR: 2016-3
Nicole Devonish		LJ: 1992-2	
Natasha McDonald		4x400mR: 2016-3	
Erica Peterson		400mH: 1992-2	
Camryn Rogers		HT: 2018-1	
Xahria Santiago		400mH: 2016-3; 4x400mR: 2016-3	
Jazz Shukla		4x400mR: 2016-3 (ran ht)	
Savannah Sutherland		400mH: 2021-3	
Victoria Tachinski		4x400mR: 2016-3	

CAY / Cayman Islands

Years Competed: 1986 / 1988 / 1990 / 1994 / 1996 / 1998 / 2000 / 2002 / 2004 / 2006 / 2008 / 2010 / 2012 / 2014 / 2016 / 2018

Placing Tables:

Overall	Gold	Silver	Bronze	4th	5th	6th	7th	8th
1990	-	-	1	-	-	-	-	-
1996	-	-	-	-	-	1	-	-
2008	-	-	-	-	-	-	-	1
Totals	-	-	1	-	-	1	-	1

Men	Gold	Silver	Bronze	4th	5th	6th	7th	8th
1990	-	-	1	-	-	-	-	-
2008	-	-	-	-	-	-	-	1
Totals	-	-	1	-	-	-	-	1

Women	Gold	Silver	Bronze	4th	5th	6th	7th	8th
1996	-	-	-	-	-	1	-	-
Totals	-	-	-	-	-	1	-	-

Medallists or Highest Placings:

Men	Kareem Streete-Thompson	LJ: 1990-3
Women	Cydonie Mothersill	100m: 1996-6

CGO / Congo

Years Competed: 1986 / 1988 / 1998 / 2006 / 2012 / 2021

Highest Placings:

Men	Henri Ngamotendi	200m: 1986-6h9
Women	Fhelin-Chantal Ngokangath	200m: 1986-6h1

CHA / Chad

Years Competed: 1986 / 1994 / 2000 / 2006 / 2012 / 2018

Highest Placings:

Men	Mahamat Ali Hissein	10,000m: 2018-16
Women	Kaltouma Nadjina	400m: 1994-6h1

CHI / Chile

Years Competed: (all) 1986 / 1988 / 1990 / 1992 / 1994 / 1996 / 1998 / 2000 / 2002 / 2004 / 2006 / 2008 / 2010 / 2012 / 2014 / 2016 / 2018 / 2021

Placing Tables:

Overall	Gold	Silver	Bronze	4th	5th	6th	7th	8th
1986	-	1	-	-	-	-	-	-
1994	-	-	-	-	-	-	1	-
2000	-	-	-	-	-	-	1	-
2008	1	-	-	-	-	-	-	-
2012	-	-	-	-	-	1	-	-
2014	-	-	-	-	-	-	-	1
2016	-	-	-	-	1	-	-	-
2018	-	-	1	-	-	-	-	-
Totals	1	1	1	-	1	1	2	1

Men	Gold	Silver	Bronze	4th	5th	6th	7th	8th
1986	-	1	-	-	-	-	-	-
2000	-	-	-	-	-	-	1	-
2012	-	-	-	-	-	1	-	-
2014	-	-	-	-	-	-	-	1
2018	-	-	1	-	-	-	-	-
Totals	-	1	1	-	-	1	1	1

Women	Gold	Silver	Bronze	4th	5th	6th	7th	8th
1994	-	-	-	-	-	-	1	-
2008	1	-	-	-	-	-	-	-
2016	-	-	-	-	1	-	-	-
Totals	1	-	-	-	1	-	1	-

Medallists:

Men	Manuel Balmaceda	800m: 1986-2
	Claudio Romero	DT: 2018-3
Women	Natalia Ducó	SP: 2008-1

CHN / PR of China

Years Competed: 1986 / 1988 / 1990 / 1992 / 1994 / 1996 / 1998 / 2000 / 2002 / 2004 / 2006 / 2008 / 2010 / 2012 / 2014 / 2016 / 2018

Placing Tables:

Overall	Gold	Silver	Bronze	4th	5th	6th	7th	8th
1986	1	-	3	-	-	1	2	1
1988	-	-	-	1	1	3	-	2
1990	3	3	-	2	1	1	-	1
1992	8	3	3	-	1	1	-	2
1994	1	1	1	3	3	4	2	1
1996	3	-	2	4	2	3	1	2
1998	7	6	3	3	3	1	-	1
2000	2	2	-	3	3	2	1	1
2002	2	8	1	3	-	1	-	2
2004	1	4+1=	2	4	4	1	-	2
2006	5	5	7	4	5	3	3	4
2008	1	2	2	1	1	1	-	-
2010	1	3	4	1	2	1	1	-
2012	-	3	1	1	4	2	4	3
2014	2	2	2	3	1+1=	1	-	2
2016	2	1	-	1	2	5	1	1
2018	1	1	-	3	2	5	2	-
Totals	40	44+1=	31	37	35+1=	36	17	25

Men	Gold	Silver	Bronze	4th	5th	6th	7th	8th
1986	-	-	1	-	-	-	1	1
1988	-	-	-	-	-	-	-	1
1990	-	1	-	-	-	-	-	-
1992	-	-	-	-	1	-	-	1
1994	-	-	-	-	1	1	-	-
1996	-	-	-	3	-	-	-	1
1998	-	2	-	-	2	1	-	-
2000	1	-	-	2	1	-	1	-
2002	1	4	1	-	-	1	-	1
2004	-	1	2	1	1	1	-	-
2006	2	2	3	-	4	1	1	2
2008	-	1	-	-	1	-	-	-
2010	-	1	1	-	2	-	1	-
2012	-	1	-	1	1	1	2	2
2014	1	1	-	1	1+1=	1	-	1
2016	-	-	-	-	1	3	1	-
2018	1	-	-	1	1	1	1	-
Totals	6	14	8	9	17+1=	11	8	10

Women	Gold	Silver	Bronze	4th	5th	6th	7th	8th
1986	1	-	2	-	-	1	1	-
1988	-	-	-	1	1	3	-	1
1990	3	2	-	2	1	1	-	1
1992	8	3	3	-	-	1	-	1
1994	1	1	1	3	2	3	2	1
1996	3	-	2	1	2	3	1	1
1998	7	4	3	3	1	-	-	1
2000	1	2	-	1	2	2	-	1
2002	1	4	-	3	-	-	-	1
2004	1	3+1=	-	3	3	-	-	2
2006	3	3	4	4	1	2	2	2
2008	1	1	2	1	-	1	-	-
2010	1	2	3	1	-	1	-	-
2012	-	2	1	-	3	1	2	1
2014	1	1	2	2	-	-	-	1
2016	2	1	-	1	1	2	-	1
2018	-	1	-	2	1	4	1	-
Totals	34	30+1=	23	28	18	25	9	15

Medallists:

Men	Bo Xiangdong	10,000mW: 2006-1
	Cai Peng	LJ: 2000-1
	Cai Zelin	10,000mW: 2010-2
	Chen Ding	10,000mW: 2008-2
	Ding Yongheng	SP: 2010-3
	Du Benzong	TJ: 1986-3
	Guo Yanxiang	SP: 2006-3
	Hu Tong	HJ: 2004-3
	Huang Haiqiang	HJ: 2006-1
	Huang Zhengyu	10,000mW: 2006-2
	Li Yanxi	TJ: 2002-2
	Lin Qing	LJ: 2014-2
	Liu Feiliang	PV: 2004-3
	Liu Yunfeng	10,000mW: 1998-2
	Lu Ronghua	10,000mW: 2002-3
	Shi Dongpeng	110mH: 2002-2
	Su Guanyu	10,000mW: 2012-2
	Wang Jianan	LJ: 2014-1
	Wu Tao	DT: 2002-1
	Xie Shengying	SP: 1990-2
	Xu Xingde	10,000mW: 2002-2
	Yang Yansheng	PV: 2006-2
	Yin Xueli	HJ: 1998-2
	Zhang Yao	10,000mW: 2018-1
	Zhang Xiaoyi	LJ: 2006-3
	Zhong Minwei	TJ: 2006-3
	Zhu Shujing	TJ: 2004-2
	Zhu Wannan	HJ: 2002-2

Women	Bao Dongying	DT: 1992-1
	Bian Ka	SP: 2012-3
	Chen Ting	TJ: 2016-1
	Chen Yumei	800m: 1992-2
	Cheng Xiaoyan	SP: 1994-1
	Cui Shuang	SP: 2010-2
	Deng Linuo	TJ: 2010-3
	Ding Ying	Hep: 1994-3
	Du Xianhui	SP: 1998-2
	Gao Hongmiao	5000mW: 1992-1
	Gao Yang	SP: 2012-2
	Guan Yingnan	LJ: 1996-1
	Guo Tianqian	SP: 2014-1
	Hao Shuai	HT: 2006-3
	He Qin	10,000mW: 2010-3
	Hu Ling	200m: 1992-1
	Jin Bingyie	5000mW: 1986-3
	Lan Lixin	1500m: 1998-1
	Li Lingwei	JT: 2008-2
	Li Meiju	SP: 2000-2
	Li Xiaohong	TJ: 2014-3
	Li Xiaoyun	SP: 1990-2
	Li Yanfei	10,000mW: 2008-3
	Li Ying	1500m: 1992-3
	Li Yulian	400mH: 1998-1
	Liang Lili	JT: 1998-2
	Liu Li	800m: 1990-1
	Liu Dong	1500m: 1992-1
	Liu Fengying	DT: 1998-1
	Liu Hong	10,000mW: 2006-1
	Liu Siqi	10,000mW: 2002-2
	Liu Shixiang	3000m: 1990-2
	Liu Shiyong	JT: 2012-2
	Lu Yi	800m: 1992-1
	Lu Xin	LJ: 1998-2
	Ma Qiao	SP: 2008-3
	Ma Shuli	DT: 1996-1
	Ma Xuejun	DT: 2002-1, 2004-1
	Ma Zhenxia	10,000mW: 2016-1
	Meng Qianqian	SP: 2010-1
	Min Chunfeng	DT: 1986-3
	Ni Yuanyuan	10,000mW: 2014-3
	Pan Saili	DT: 2006-2
	Peng Fengmei	LJ: 1998-1
	Qiu Qiaoping	SP: 1990-1
	Qu Yunxia	1500m: 1990-1
	Ren Ruiping	TJ: 1994-2
	Sha Li	TJ: 2006-2
	Shen Shengfei	Hep: 1998-1
	Song Feina	SP: 1996-1
	Song Jiayuan	SP: 2016-2
	Song Liwei	3000m: 2006-3
	Sun Hong Wei	400mH: 1998-3; 100mH: 1998-2
	Tan Jian	DT: 2006-3
	Tan Yali	100mH: 1996-3
	Wang Na	10,000mW: 2014-2
	Wang Yan	5000mW: 1986-1
	Wang Lina	LJ: 2002-2
	Wang Junxia	10,000m: 1992-1
	Wang Wupin	LJ: 2010-2
	Wang Yawen	SP: 1992-1
	Wei Yanan	JT: 1998-3
	Xi Shangxue	DT: 2008-1
	Xie Limei	TJ: 2004-2
	Xu Shaoyang	DT: 2000-1, 2002-2
	Xue Fei	5000m: 2006-1
	Xue Ailing	5000mW: 1998-3
	Yang Qiaoyu	HT: 2004-2
	Yin Lili	3000m: 1998-1; 5000m: 1998-1
	Yu Huaxiu	LJ: 1992-3

Zhang Li	HT: 2010-3
Zhang Nan	10,000mW: 2004-2
Zhang Linli	3000m: 1992-1
Zhang Ying	SP: 2002-2
Zhang Yuan	LJ: 2006-3
Zhang Linru	SP: 2018-2
Zhang Cuilan	DT: 1992-2
Zhang Lirong	3000m: 1992-3
Zhang Yaqing	DT: 1996-3
Zhang Zhiying	SP: 1992-2
Zhao Yingying	PV: 2004-2=
Zheng Xingjuan	HJ: 2006-2
Zhou Yang	PV: 2006-1
Zhou Yangxia	LJ: 2000-2

CIV / Cote d'Ivoire (Ivory Coast)

Years Competed: 1986 / 1988 / 1990 / 1992 / 1994 / 1998 / 2000 / 2002 / 2006 / 2010 / 2021

Placing Table:

Men	Gold	Silver	Bronze	4th	5th	6th	7th	8th
1994	-	-	-	-	-	1	1	-
2021	-	-	-	-	-	-	1	-
Totals	-	-	-	-	-	1	2	-

Highest Placings:

Men	Ibrahim Meité	100m: 1994-6
Women	Marie Womplou	400mH: 1986-5s1

CMR / Cameroon

Years Competed: 1986 / 1998 / 2000 / 2002 / 2006 / 2008 / 2010 / 2012 / 2021

Highest Placings:

Men	Jorim Bangué	110mH: 2021-5s2
Women	Sergine Kouanga	100m: 2006-6s3

COD / DPR of Congo

Years Competed: 1986 / 1988 / 1994 / 1996 / 2006 / 2010 / 2012 / 2014 / 2021

Highest Placings:

Men	Djeke Mambo	TJ: 1996-12
Women	Muyegbe Mabala	200m: 1988-5h8

COK / Cook Islands

Years Competed: 1986 / 1988 / 1996 / 1998 / 2000 / 2002 / 2004 / 2006 / 2008 / 2010 / 2012 / 2014 / 2016

Highest Placings:

Men	Charles Winchester	SP: 1996-23Q
Women	Siniva Marsters	SP: 1996-15Q
	Tereapii Tapoki	DT: 2002-15Q

COL / Colombia

Years Competed: (all) 1986 / 1988 / 1990 / 1992 / 1994 / 1996 / 1998 / 2000 / 2002 / 2004 / 2006 / 2008 / 2010 / 2012 / 2014 / 2016 / 2018 / 2021

Placing Tables:

Overall	Gold	Silver	Bronze	4th	5th	6th	7th	8th
1998	-	-	-	-	-	-	-	1
2000	-	-	1	-	-	-	-	-
2004	-	-	-	-	-	-	-	1
2008	-	-	-	-	-	1	-	-
2010	-	-	-	1	-	-	-	-
2012	1	-	1	-	-	-	-	-
2016	-	1	-	-	2	1	-	-
2018	-	-	1	-	-	-	-	-
2021	-	1	-	-	2	1	-	-
Totals	1	2	3	1	4	3	-	2

Men	Gold	Silver	Bronze	4th	5th	6th	7th	8th
1998	-	-	-	-	-	-	-	1
2004	-	-	-	-	-	-	-	1
2012	1	-	-	-	-	-	-	-
2016	-	-	-	-	-	1	-	-
2021	-	1	-	-	1	1	-	-
Totals	1	1	-	-	1	2	-	2

Women	Gold	Silver	Bronze	4th	5th	6th	7th	8th
2000	-	-	1	-	-	-	-	-
2008	-	-	-	-	-	1	-	-
2010	-	-	-	1	-	-	-	-
2012	-	-	1	-	-	-	-	-
2016	-	1	-	-	2	-	-	-
2018	-	-	1	-	-	-	-	-
2021	-	-	-	-	1	-	-	-
Totals	-	1	3	1	3	1	-	-

Medallists:

Men	Jhon Andres	LJ: 2021-2
	Eider Arévalo	10,000mW: 2012-1
Women	Lorena Arenas	10,000mW: 2012-3
	Norma González	400m: 2000-3
	María Fernanda Murillo	HJ: 2018-3
	Evelyn Rivera	200m: 2016-2

COM / Comoros

Years Competed: 1986 / 2006 / 2008 / 2010 / 2012 / 2016 / 2021

Highest Placings:

Men	Youssef Mhadjou	100m: 2008-4h8
Women	Denika Kassim	100m: 2016-7h6

CPV / Cape Verde Islands

Years Competed: 1994 / 1998 / 2000 / 2004 / 2008 / 2012

Highest Placings:

Men	Nuno Ribeiro	100m: 1998-8h5
	Fernando Semedo	400mH: 2008-8h5
Women	Nadia Gomes	800m: 2004-7h3

CRC / Costa Rica

Years Competed: 1986 / 1988 / 1994 / 1996 / 1998 / 2000 / 2002 / 2006 / 2008 / 2010 / 2012 / 2014 / 2016 / 2018 / 2021

Highest Placings:

Men	Juan Castro	800m: 2018-7s1
Women	Noelia Vargas	10,000mW: 2018-9

CRO / Croatia

Years Completed: 1992 / 1994 / 1996 / 1998 / 2000 / 2002 / 2004 / 2006 / 2008 / 2010 / 2012 / 2014 / 2016 / 2018 / 2021

Placing Tables:

Overall	Gold	Silver	Bronze	4th	5th	6th	7th	8th
1998	-	-	1=	-	-	-	-	-
2000	2	-	-	-	1	-	-	1
2002	3	-	-	-	-	1	-	-
2004	-	-	-	-	-	-	1	-
2006	1	-	-	-	-	-	-	-
2008	-	1	2	-	-	-	-	-
2012	-	1	-	-	-	-	-	-
2014	1	-	1	-	1	1	-	-
2021	-	-	-	-	1	-	2	-
Totals	7	2	3+1=	-	3	2	3	1

Men	Gold	Silver	Bronze	4th	5th	6th	7th	8th
2000	-	-	-	-	-	-	-	1
2002	1	-	-	-	-	1	-	-
2004	-	-	-	-	-	-	1	-
2008	-	1	1	-	-	-	-	-
2012	-	1	-	-	-	-	-	-
2014	1	-	-	-	1	1	-	-
2021	-	-	-	-	-	-	1	-
Totals	2	2	1	-	1	2	2	1

Women	Gold	Silver	Bronze	4th	5th	6th	7th	8th
1998	-	-	1=	-	-	-	-	-
2000	2	-	-	-	1	-	-	-
2002	2	-	-	-	-	-	-	-
2006	1	-	-	-	-	-	-	-
2008	-	-	1	-	-	-	-	-
2014	-	-	1	-	-	-	-	-
2021	-	-	-	-	1	-	1	-
Totals	5	-	2+1=	-	2	-	1	-

Medallists:

Men	Edis Elkasević	SP: 2002-1
	Ivan Horvat	PV: 2012-2
	Martin Marković	DT: 2014-1
	Marin Premeru	SP: 2008-3; DT: 2008-2
Women	Ivana Brkljačić	HT: 2000-1, 2002-1
	Danijela Grgić	400m: 2006-1
	Sara Kolak	JT: 2014-3
	Nevena Lendjel	HJ: 1998-3=
	Sandra Perković	DT: 2008-3
	Blanka Vlašić	HJ: 2000-1, 2002-1

CUB / Cuba

Years Completed: (all) 1986 / 1988 / 1990 / 1992 / 1994 / 1996 / 1998 / 2000 / 2002 / 2004 / 2006 / 2008 / 2010 / 2012 / 2014 / 2016 / 2018 / 2021

Placing Tables:

Overall	Gold	Silver	Bronze	4th	5th	6th	7th	8th
1986	3	3	1	2	-	2	2	-
1988	3	3	2	1	2	1	1	-
1990	-	3	2	3	3	2	1	2
1992	2	4	1	1	2	2	3	-
1994	-	3	2	1	3	-	3	2
1996	3	1	1	2	-	1	1	1
1998	1	1	2	1	-	1	-	-
2000	1	1	2	1	-	1	1	-
2002	3	1	-	1	-	-	1	1

2004	-	1	-	2	2	-	-	-
2006	-	1	-	-	1	1	-	1
2008	1	2	4+1=	-	1	1	-	-
2010	3	1	-	1	1	1	-	-
2012	3	-	1	1	-	2	-	-
2014	1	4	-	2	-	3	1	-
2016	3	2	-	1	1	1	-	-
2018	1	1	3	2	1	-	-	-
2021	1	-	2	-	-	1	1	-
Totals	29	32	23+1=	22	17	20	15	7

Men	Gold	Silver	Bronze	4th	5th	6th	7th	8th
1986	2	2	1	2	-	1	1	-
1988	2	1	-	1	1	1	1	-
1990	-	3	1	1	2	-	1	1
1992	2	2	-	-	1	2	1	-
1994	-	-	2	-	2	-	1	1
1996	2	1	1	-	-	1	1	-
1998	-	1	1	-	-	-	-	-
2000	1	1	1	-	-	1	-	-
2002	1	-	-	-	-	-	1	-
2004	-	1	-	1	1	-	-	-
2006	-	1	-	-	1	1	-	1
2008	-	1	1	-	-	1	-	-
2010	-	1	-	-	1	-	-	-
2012	2	-	-	-	-	1	-	-
2014	1	-	-	1	-	2	1	-
2016	3	1	-	1	1	-	-	-
2018	1	1	-	-	-	-	-	-
2021	1	-	1	-	-	1	1	-
Totals	18	17	9	7	10	12	9	3

Women	Gold	Silver	Bronze	4th	5th	6th	7th	8th
1986	1	1	-	-	-	1	1	-
1988	1	2	2	-	1	-	-	-
1990	-	-	1	2	1	2	-	1
1992	-	2	1	1	1	-	2	-
1994	-	3	-	1	1	-	2	1
1996	1	-	-	2	-	-	-	1
1998	1	-	1	1	-	1	-	-
2000	-	-	1	1	-	-	1	-
2002	2	1	-	1	-	-	-	1
2004	-	-	-	1	1	-	-	-
2008	1	1	3+1=	-	1	-	-	-
2010	3	-	-	1	-	1	-	-
2012	1	-	1	1	-	1	-	-
2014	-	4	-	1	-	1	-	-
2016	-	1	-	-	-	1	-	-
2018	-	-	3	2	1	-	-	-
2021	-	-	1	-	-	-	-	-
Totals	11	15	14+1=	15	7	8	6	4

Medallists:

Men	Yoandri Betanzos	TJ: 2000-2
	Frank Bicet	DT: 1990-2
	Luis Bueno	LJ: 1988-1
	Luis Cadogan	4x400mR: 1986-2
	Michael Calvo	TJ: 1996-2
	Frank Casañas	DT: 1996-3
	Raúl Duany	Dec: 1992-1
	Jordan Díaz	TJ: 2018-1
	Yordani García	Dec: 2006-2
	David Girat	TJ: 2002-1
	Ramiro González	4x400mR: 1986-2
	Osviel Hernández	TJ: 2008-2
	René Hernández	TJ: 1996-1
	Roberto Hernández	400m: 1986-2; 4x400mR: 1986-2
	Yoel Hernández	110mH: 1996-1

Yuniel Hernández	110mH: 2000-1
Saul Isalgue	LJ: 1988-2
Isbel Luaces	JT: 1994-3
Lázaro Martínez	TJ: 2014-1, 2016-1
Osiris Martínez	400mH: 1998-2
Maykel D. Massó	LJ: 2016-1
Alain Miranda	800m: 1994-3
Osiris Mora	TJ: 1992-2
Eulogio Mordocho	4x400mR: 1986-2
Luis Felipe Méliz	LJ: 1998-3
Cristian Nápoles	TJ: 2016-2
Yordan O'Farrill	110mH: 2012-1
Yoelmis Pacheco	LJ: 2000-3
Pedro Pichardo	TJ: 2012-1
Yoelbi Quesada	TJ: 1990-2, 1992-1
Reynaldo Quintero	110mH: 1988-1
Shainer Reginfo	100m: 2021-3
Ernesto Revé	TJ: 2010-2
Dayron Robles	110mH: 2004-2
Javier Sotomayor	HJ: 1986-1
Alberto Sánchez	HT: 1992-2
Alexis Sánchez	110mH: 1990-2
Norberto Téllez	800m: 1990-3
Amaurys Valle	400mH: 2008-3
Emilio Valle	110mH: 1986-3; 400mH: 1986-1
Maykel Vidal	LJ: 2018-2
Juan Vázquez	SP: 2021-1
Luis Zayas	HJ: 2016-1
Women Dailenis Alcántara	LJ: 2008-3; TJ: 2008-1, 2010-1
Liliana Allen	100m: 1988-3; 200m: 1988-3; 4x100mR: 1988-2
Damaris Anderson	100mH: 1992-2
Gilda Casanova	400m: 2014-2
Yojani Casanova	4x400mR: 1990-3
Susana Clement	400m: 2008-3
Yunaika Crawford	HT: 2000-3
Yumileidi Cumbá	SP: 1994-2
Regla Cárdeñas	Hep: 1992-3, 1994-2
Sahily Diago	800m: 2014-2
Julia Duporty	4x400mR: 1990-3
Yudalis Díaz	400m: 1998-3
Mabel Gay	TJ: 2002-1
Irisdaymi Herrera	LJ: 2010-1
Odalmis Limonta	4x400mR: 1990-3
Aliuska López	100mH: 1986-2, 1988-1; 4x100mR: 1988-2
Isel López	JT: 1988-2
Arianna Martínez	TJ: 2002-2
Yaminoraidez Martínez	TJ: 1992-2
Yaritza Martínez	HT: 2018-3
Lesyaní Mayor	HJ: 2008-3=
Nancy McLeón	4x400mR: 1990-3
Osleidys Menéndez	JT: 1996-1, 1998-1
Belkis Milanés	100mH: 2008-3
Silinda Morales	DT: 2018-3
Liadagmis Povea	TJ: 2014-2
Yaime Pérez	DT: 2010-1
Eusebia Riquelme	4x100mR: 1988-2
Yosleidis Rivalta	TJ: 2008-2
Xiomara Rivero	JT: 1986-1
Adriana Rodríguez	Hep: 2016-2
Yorgelis Rodríguez	Hep: 2012-1, 2014-2
Anay Tejeda	100mH: 2002-1
Ana Valdivia	4x100mR: 1988-2
Yicelena Vallar	JT: 2021-3
Davisleidis Velazco	TJ: 2018-3
Liuba Zaldivar	TJ: 2012-3
María Caridad Álvarez	JT: 1994-2

CYP / Cyprus

Years Competed: (all) 1986 / 1988 / 1990 / 1992 / 1994 / 1996 / 1998 / 2000 / 2002 / 2004 / 2006 / 2008 / 2010 / 2012 / 2014 / 2016 / 2018 / 2021

Placing Tables:

Overall	Gold	Silver	Bronze	4th	5th	6th	7th	8th
1992	-	-	-	-	-	1	-	-
2004	-	-	-	-	-	1	-	-
2012	-	-	-	1	-	-	-	-
2018	-	-	-	-	-	-	1	-
2021	-	-	1	-	1	1	-	-
Totals	-	-	1	1	1	3	1	-

Men	Gold	Silver	Bronze	4th	5th	6th	7th	8th
1992	-	-	-	-	-	1	-	-
2004	-	-	-	-	-	1	-	-
2012	-	-	-	1	-	-	-	-
2018	-	-	-	-	-	-	1	-
2021	-	-	-	-	-	1	-	-
Totals	-	-	-	1	-	3	1	-

Women	Gold	Silver	Bronze	4th	5th	6th	7th	8th
2021	-	-	1	-	1	-	-	-
Totals	-	-	1	-	1	-	-	-

Medallists or Highest Placings:

Men Alexandros Poursanidis HT: 2012-4
Women Styliana Ioannidou HJ: 2021-3

CZE / Czech Republic

Years Competed: 1994 / 1996 / 1998 / 2000 / 2002 / 2004 / 2006 / 2008 / 2010 / 2012 / 2014 / 2016 / 2018 / 2021
See also TCH / Czechoslovakia for 1986-1992

Placing Tables:

Overall	Gold	Silver	Bronze	4th	5th	6th	7th	8th
1994	-	-	1	-	-	-	1	-
1996	-	1=	1	2	-	-	-	1
1998	-	-	1=	-	1	-	-	-
2000	1	-	-	1	-	1+2=	-	1
2002	-	-	-	-	1	-	1	3
2004	1	1	-	-	-	2	-	-
2006	-	-	-	-	1=	-	1	1
2008	-	1	-	-	-	-	1	2
2010	-	-	-	-	-	-	1	-
2012	-	-	-	-	-	1	-	-
2014	2	1	-	-	-	1	-	-
2016	1	-	-	2	-	-	2+1=	-
2018	1	-	-	-	1	-	1	-
2021	2	-	1	1	4	-	1	5
Totals	8	3+1=	3+1=	6	7+1=	5+2=	9+1=	13

Men	Gold	Silver	Bronze	4th	5th	6th	7th	8th
1996	-	1=	-	2	-	-	-	-
1998	-	-	1=	-	-	-	-	-
2000	-	-	-	-	-	1	-	-
2002	-	-	-	-	-	-	1	1
2006	-	-	-	-	1=	-	-	-
2008	-	-	-	-	-	-	1	-
2010	-	-	-	-	-	-	1	-
2014	1	-	-	-	-	-	-	-
2018	-	-	-	-	1	-	-	-
2021	2	-	-	1	-	-	1	2
Totals	3	1=	1=	3	1+1=	1	4	3

Women	Gold	Silver	Bronze	4th	5th	6th	7th	8th
1994	-	-	1	-	-	-	1	-
1996	-	-	1	-	-	-	-	1
1998	-	-	-	-	1	-	-	-
2000	1	-	-	1	-	2=	-	1
2002	-	-	-	-	1	-	-	2
2004	1	1	-	-	-	2	-	-
2006	-	-	-	-	-	-	1	1
2008	-	1	-	-	-	-	-	2
2012	-	-	-	-	-	1	-	-
2014	1	1	-	-	-	1	-	-
2016	1	-	-	2	-	-	2+1=	-
2018	1	-	-	-	-	-	1	-
2021	-	-	1	-	4	-	-	2
Totals	5	3	3	3	6	4+2=	5+1=	9

Uni	Gold	Silver	Bronze	4th	5th	6th	7th	8th
2021	-	-	-	-	-	-	-	1
Totals	-	-	-	-	-	-	-	1

Medallists:

Men	Jan Doležálek	HT: 2021-1
	František Doubek	Dec: 2021-1
	Adam Ptáček	PV: 1998-3=
	Jiří Sýkora	Dec: 2014-1
	Svatoslav Ton	HJ: 1996-2=
Women	Hana Benešová	400m: 1994-3
	Hana Doleželová	Hep: 1996-3
	Anežka Drahotová	10,000mW: 2014-1
	Zuzana Hejnová	400mH: 2004-2
	Michaela Hrubá	HJ: 2014-2, 2016-1
	Jarmila Klimešová	JT: 2000-1
	Eliška Martínková	10,000mW: 2021-3
	Katerina Safránková	HT: 2008-2
	Denisa Ščerbová	LJ: 2004-1
	Amálie Švábíková	PV: 2018-1

DEN / Denmark

Years Competed: 1986 / 1988 / 1990 / 1992 / 1994 / 1996 / 2000 / 2002 / 2004 / 2006 / 2008 / 2010 / 2012 / 2014 / 2016 / 2018 / 2021

Placing Tables:

Overall	Gold	Silver	Bronze	4th	5th	6th	7th	8th
1990	-	-	-	-	-	-	-	1
1992	-	-	-	-	-	-	-	1
1994	-	-	-	-	1	-	-	-
2008	-	-	-	-	-	1	-	-
2012	-	1	-	-	-	-	-	1
2016	-	-	-	-	1	-	-	-
2021	-	-	-	-	1	-	-	1
Totals	-	1	-	-	3	1	-	4

Men	Gold	Silver	Bronze	4th	5th	6th	7th	8th
1992	-	-	-	-	-	-	-	1
2008	-	-	-	-	-	1	-	-
2012	-	1	-	-	-	-	-	1
2021	-	-	-	-	1	-	-	1
Totals	-	1	-	-	1	1	-	3

Women	Gold	Silver	Bronze	4th	5th	6th	7th	8th
1990	-	-	-	-	-	-	-	1
1994	-	-	-	-	1	-	-	-
2016	-	-	-	-	1	-	-	-
Totals	-	-	-	-	2	-	-	1

Medallists or Highest Placings:

Men	Andreas Trajkovski	LJ: 2012-2
Women	Anna Emilie Møller	3000mSC: 2016-5
	Christina Scherwin	JT: 1994-5

DJI / Djibouti

Years Competed: 1986 / 1988 / 1994 / 2000 / 2002 / 2004 / 2012 / 2014 / 2016 / 2018 / 2021

Placing Table:

Men	Gold	Silver	Bronze	4th	5th	6th	7th	8th
1986	-	-	-	-	-	-	1	1
2014	-	1	-	-	-	-	-	-
2016	-	1	-	-	-	-	-	-
Totals	-	2	-	-	-	-	1	1

Medallists or Highest Placings:

Men	Djamal Abdi Dirieh	5000m: 2016-2
	Abdi Waiss Mouhyadin	1500m: 2014-2
Women	No competitors	

DMA / Dominica

Years Competed: 1996 / 1998 / 2002 / 2004 / 2006 / 2008 / 2010 / 2012 / 2014 / 2016 / 2018 / 2021

Highest Placings:

Men	Roger Polydore	400m: 2004-dnf/s3
Women	Treneese Hamilton	SP: 2021-9

DOM / Dominican Republic

Years Competed: 1986 / 1988 / 2000 / 2002 / 2004 / 2006 / 2008 / 2010 / 2012 / 2014 / 2016 / 2018 / 2021

Placing Tables:

Overall	Gold	Silver	Bronze	4th	5th	6th	7th	8th
2010	-	-	-	-	-	1	-	-
2012	1	-	-	-	-	-	1	-
2018	-	-	-	-	-	-	1	-
Totals	1	-	-	-	-	1	2	-

Men	Gold	Silver	Bronze	4th	5th	6th	7th	8th
2010	-	-	-	-	-	1	-	-
2012	1	-	-	-	-	-	-	-
Totals	1	-	-	-	-	1	-	-

Women	Gold	Silver	Bronze	4th	5th	6th	7th	8th
2012	-	-	-	-	-	-	1	-
2018	-	-	-	-	-	-	1	-
Totals	-	-	-	-	-	-	2	-

Medallists or Highest Placings:

Men	Luguelin Santos	400m: 2012-1
Women	Fanny Chalas	100m: 2012-7
	Milagros Duran	4x400mR: 2018-7
	Cofil Fiordaliiza	4x400mR: 2018-7
	Maria Matos	4x400mR: 2018-7
	Lilian Reyes	4x400mR: 2018-7

ECU / Ecuador

Years Competed: 1986 / 1988 / 1990 / 1992 / 1994 / 1998 / 2000 / 2002 / 2004 / 2006 / 2008 / 2010 / 2012 / 2014 / 2016 / 2018 / 2021

Placing Tables:

Overall	Gold	Silver	Bronze	4th	5th	6th	7th	8th
1990	-	-	1	1	-	-	-	-
1992	1	-	-	1	-	-	-	-
1998	-	-	-	-	-	-	-	1
2004	-	-	-	-	-	-	1	-
2006	-	1	-	-	-	1	1	-
2014	-	1	1	-	-	-	-	-
2016	-	1	-	-	-	-	1	1
2018	-	1	1	-	-	-	-	-
2021	-	-	-	-	1	-	-	-
Totals	1	4	3	2	1	1	3	2

Men	Gold	Silver	Bronze	4th	5th	6th	7th	8th
1990	-	-	1	-	-	-	-	-
1992	1	-	-	-	-	-	-	-
1998	-	-	-	-	-	-	-	1
2004	-	-	-	-	-	-	1	-
2006	-	1	-	-	-	1	1	-
2016	-	1	-	-	-	-	-	-
2018	-	1	-	-	-	-	-	-
2021	-	-	-	-	1	-	-	-
Totals	1	3	1	-	1	1	2	1

Women	Gold	Silver	Bronze	4th	5th	6th	7th	8th
1990	-	-	-	1	-	-	-	-
1992	-	-	-	1	-	-	-	-
2014	-	1	1	-	-	-	-	-
2016	-	-	-	-	-	-	1	1
2018	-	-	1	-	-	-	-	-
Totals	-	1	2	2	-	-	1	1

Medallists:

Men	Jonathan Amores	10,000mW: 2016-2
	Hugo Chila	TJ: 2006-2
	David Hurtado	10,000mW: 2018-2
	Jefferson Pérez	10,000mW: 1990-3, 1992-1
Women	Glenda Morejón	10,000mW: 2018-3
	Ángela Tenorio	100m: 2014-2; 200m: 2014-3

EGY / Egypt

Years Competed: 1986 / 1988 / 1990 / 1994 / 1996 / 1998 / 2000 / 2002 / 2004 / 2006 / 2008 / 2010 / 2012 / 2014 / 2016 / 2018 / 2021

Placing Table:

Men	Gold	Silver	Bronze	4th	5th	6th	7th	8th
2002	-	-	-	-	-	-	1	-
2004	-	1	-	-	-	-	-	-
2006	-	1	-	-	-	-	-	-
2008	-	1	-	-	-	-	-	-
2010	-	-	1	-	-	-	-	-
2014	-	-	-	1	-	-	-	1
2016	-	-	-	-	-	1	-	-
Totals	-	3	1	1	-	1	1	1

Medallists or Highest Placings:

Men	Ihab Abdel Rahman	JT: 2008-2
	Mohsen Anany	HT: 2004-2
	Alaa El-Din	HT: 2010-3
	Mostafa El-Moaty	SP: 2006-2
Women	Amira Khalid Mahmoud	DT: 2016-15Q
	Hana'a Omar	JT: 2002-15Q

ERI / Eritrea

Years Competed: 2002 / 2004 / 2006 / 2012 / 2014 / 2016 / 2018 / 2021

Placing Tables:

Overall	Gold	Silver	Bronze	4th	5th	6th	7th	8th
2006	-	-	-	1	2	1	-	-
2012	-	1	-	1	-	1	-	-
2014	-	-	-	1	-	-	1	1
2016	-	2	-	-	1	-	2	-
2018	-	-	-	-	-	1	1	1
2021	-	-	1	1	2	2	1	1
Totals	-	3	1	4	5	5	5	3

Men	Gold	Silver	Bronze	4th	5th	6th	7th	8th
2006	-	-	-	1	1	1	-	-
2012	-	1	-	1	-	1	-	-
2014	-	-	-	1	-	-	1	-
2016	-	2	-	-	1	-	2	-
2018	-	-	-	-	-	-	1	1
2021	-	-	1	1	2	2	-	1
Totals	-	3	1	4	4	4	4	2

Women	Gold	Silver	Bronze	4th	5th	6th	7th	8th
2006	-	-	-	-	1	-	-	-
2014	-	-	-	-	-	-	-	1
2018	-	-	-	-	-	1	-	-
2021	-	-	-	-	-	-	1	-
Totals	-	-	-	-	1	1	1	1

Medallists or Highest Placings:

Men	Abrar Adem	5000m: 2012-2
	Samuel Habtom	3000m: 2021-3
	Yemane Haile Selassie	3000mSC: 2016-2
	Aron Kifle	10,000m: 2016-2
Women	Meraf Bahta	1500m: 2006-5

ESA / El Salvador

Years Competed: 1986 / 1988 / 1994 / 1996 / 1998 / 2000 / 2002 / 2004 / 2006 / 2008 / 2010 / 2012 / 2014 / 2016 / 2018 / 2021

Medallists or Highest Placings:

Men	Emerson Hernández	10,000mW: 2006-18
Women	Cristina López	10,000mW: 2000-20

ESP / Spain

Years Competed: (all) 1986 / 1988 / 1990 / 1992 / 1994 / 1996 / 1998 / 2000 / 2002 / 2004 / 2006 / 2008 / 2010 / 2012 / 2014 / 2016 / 2018 / 2021

Placing Tables:

Overall	Gold	Silver	Bronze	4th	5th	6th	7th	8th
1986	1	1	1	1	1	1	2	1
1988	1	2	1	1	-	-	2	-
1990	-	1	-	1	2	1	1	-
1992	-	2	-	-	-	2	2	2
1994	-	2	-	2	1	2	1	2
1996	1	2	-	2	1	-	2	1
1998	-	1=	-	2	-	1	-	1
2000	1	1	1	-	2	1	-	-
2002	-	-	-	-	-	2	-	1
2004	-	-	-	-	-	-	-	1
2006	-	-	-	-	1	-	1	2
2008	-	-	3	-	-	1	1	-
2010	-	1	-	1	1	-	-	2
2012	1	-	-	2	-	-	-	1

2014	-	1	-	1	1	1	1	2
2016	-	-	-	-	1	1	1	-
2018	-	-	-	2	-	1	1	-
2021	-	1	2	2	2	3	-	-
Totals	5	14+1=	8	17	13	17	15	16

Men	Gold	Silver	Bronze	4th	5th	6th	7th	8th
1986	1	1	1	-	1	-	2	1
1988	-	1	1	1	-	-	1	-
1990	-	1	-	1	1	1	1	-
1992	-	2	-	-	-	1	2	1
1994	-	1	-	1	1	2	-	2
1996	1	2	-	2	1	-	1	1
1998	-	-	-	2	-	-	-	-
2000	-	1	1	-	1	-	-	-
2002	-	-	-	-	-	2	-	1
2004	-	-	-	-	-	-	-	1
2006	-	-	-	-	1	-	1	-
2008	-	-	3	-	-	-	1	-
2010	-	1	-	1	1	-	-	-
2012	-	-	-	2	-	-	-	1
2014	-	1	-	-	-	-	1	-
2016	-	-	-	-	1	-	1	-
2018	-	-	-	1	-	1	-	-
2021	-	-	2	1	-	-	-	-
Totals	2	11	8	12	8	7	11	8

Women	Gold	Silver	Bronze	4th	5th	6th	7th	8th
1986	-	-	-	1	-	1	-	-
1988	1	1	-	-	-	-	1	-
1990	-	-	-	-	1	-	-	-
1992	-	-	-	-	-	1	-	1
1994	-	1	-	1	-	-	1	-
1996	-	-	-	-	-	-	1	-
1998	-	1=	-	-	-	1	-	1
2000	1	-	-	-	1	1	-	-
2006	-	-	-	-	-	-	-	2
2008	-	-	-	-	-	1	-	-
2010	-	-	-	-	-	-	-	2
2012	1	-	-	-	-	-	-	-
2014	-	-	-	1	1	1	-	2
2016	-	-	-	-	-	1	-	-
2018	-	-	-	1	-	-	1	-
2021	-	1	-	1	2	3	-	-
Totals	3	3+1=	-	5	5	10	4	8

Medallists:

Men	Juan Azcueta	2000mSC: 1986-1
	Fermín Cacho	1500m: 1988-3
	Eusebio Cáceres	LJ: 2008-3, 2010-2
	Francisco Javier Fernández	10,000mW: 1996-1
	Raúl Fernández	LJ: 1996-2
	Carlos García	20km: 1994-2
	Diego García	10,000mW: 2014-2
	Alejandro Gómez	5000m: 1986-2
	David Gómez	Dec: 2000-2
	Daniel Martí	PV: 1992-2
	Manuel Martínez	SP: 1992-2
	Valentí Massana	10,000mW: 1988-2
	Paul McGrath	10,000mW: 2021-3
	Francisco Munuera	3000mSC: 1990-2
	David Márquez	10,000mW: 1996-2
	Ricardo Pueyo	10,000mW: 1986-3
	Antonio Manuel Reina	800m: 2000-3
	José San Pastor	Dec: 2021-3
	Miguel Sancho	HJ: 2008-3
	Lluís Torlá	10,000mW: 2008-3
Women	Mari Cruz Díaz	5000mW: 1988-1
	Marta Domínguez	1500m: 1994-2
	Tessy Ebosele	TJ: 2021-2

Concepción Montaner LJ: 2000-1
Ana Peleteiro TJ: 2012-1
 María Mar Sánchez PV: 1998-2=
 Olga Sánchez 5000mW: 1988-2

EST / Estonia

Years Competed: 1994 / 1996 / 1998 / 2000 / 2002 / 2004 /
 2006 / 2008 / 2010 / 2012 / 2014 / 2016 / 2018 / 2021
 See also USSR for 1986-1992

Placing Tables:

Overall	Gold	Silver	Bronze	4th	5th	6th	7th	8th
1998	-	-	-	-	-	-	1	-
2000	-	-	-	-	1	-	-	1
2002	-	-	-	-	-	-	2	-
2004	-	-	-	-	-	1	-	-
2006	4	-	-	-	-	-	2	-
2008	-	-	1	-	-	-	-	-
2010	-	-	-	1	-	-	-	1
2012	-	-	-	-	1	-	-	-
2014	-	-	-	-	-	-	-	1
2016	-	-	1	-	-	-	-	-
2021	-	2	-	1	-	-	-	-
Totals	4	2	2	2	2	1	5	3

Men	Gold	Silver	Bronze	4th	5th	6th	7th	8th
2000	-	-	-	-	1	-	-	1
2002	-	-	-	-	-	-	1	-
2004	-	-	-	-	-	1	-	-
2006	3	-	-	-	-	-	1	-
2012	-	-	-	-	1	-	-	-
2016	-	-	1	-	-	-	-	-
Totals	3	-	1	-	2	1	2	1

Women	Gold	Silver	Bronze	4th	5th	6th	7th	8th
1998	-	-	-	-	-	-	1	-
2002	-	-	-	-	-	-	1	-
2006	1	-	-	-	-	-	1	-
2008	-	-	1	-	-	-	-	-
2010	-	-	-	1	-	-	-	1
2014	-	-	-	-	-	-	-	1
2021	-	2	-	1	-	-	-	-
Totals	1	2	1	2	-	-	3	2

Medallists:

Men	Johannes Erm	Dec: 2016-3
	Margus Hunt	SP: 2006-1; DT: 2006-1
	Marek Niit	200m: 2006-1
Women	Pippi Enok	Hep: 2021-2
	Kaire Leibak	TJ: 2006-1
	Anna-Maria Millend	100mH: 2021-2
	Grit Šadeiko	Hep: 2008-3

ETH / Ethiopia

Years Competed: (all) 1986 / 1988 / 1990 / 1992 / 1994 / 1996
 / 1998 / 2000 / 2002 / 2004 / 2006 / 2008 / 2010 / 2012 / 2014 /
 2016 / 2018 / 2021

Placing Tables:

Overall	Gold	Silver	Bronze	4th	5th	6th	7th	8th
1986	1	-	3	-	1	1	-	-
1988	2	1	1	1	1	-	-	1
1990	3	2	2	2	-	1	-	-
1992	2	2	-	1	1	1	-	1
1994	-	1	1	1	4	1	-	-

1996	4	-	2	2	-	1	-	1
1998	1	2	2	2	2	-	-	-
2000	1	2	2	1	2	-	1	-
2002	3	4	1	-	-	-	-	1
2004	1	1	1	-	1	2	-	-
2006	2	1	1	3	1	1	1	-
2008	2	3	5	3	1	-	-	-
2010	2	3	-	-	3	2	-	1
2012	3	3	1	2	1	-	3	1
2014	3	3	-	1	4	2	1	-
2016	4	2	4	4	2	-	1	2
2018	3	2	4	2	5	2	-	-
2021	3	7	2	4	1	-	1	-
Totals	40	39	32	29	30	14	8	8

Men	Gold	Silver	Bronze	4th	5th	6th	7th	8th
1986	1	-	3	-	1	1	-	-
1988	2	1	1	1	1	-	-	1
1990	2	2	2	2	-	1	-	-
1992	2	1	-	1	-	-	-	1
1994	-	1	-	1	2	1	-	-
1996	2	-	-	-	-	1	-	1
1998	1	-	1	2	1	-	-	-
2000	-	1	1	1	1	-	-	-
2002	1	2	1	-	-	-	-	-
2004	-	1	1	-	1	1	-	-
2006	2	1	-	1	-	1	-	-
2008	1	-	3	2	1	-	-	-
2010	-	1	-	-	2	1	-	1
2012	2	-	-	1	1	-	2	1
2014	1	1	-	-	2	1	1	-
2016	1	1	1	3	1	-	1	1
2018	1	-	2	2	3	-	-	-
2021	1	4	1	2	1	-	-	-
Totals	20	17	17	19	18	8	4	6

Women	Gold	Silver	Bronze	4th	5th	6th	7th	8th
1990	1	-	-	-	-	-	-	-
1992	-	1	-	-	1	1	-	-
1994	-	-	1	-	2	-	-	-
1996	2	-	2	2	-	-	-	-
1998	-	2	1	-	1	-	-	-
2000	1	1	1	-	1	-	1	-
2002	2	2	-	-	-	-	-	1
2004	1	-	-	-	-	1	-	-
2006	-	-	1	2	1	-	1	-
2008	1	3	2	1	-	-	-	-
2010	2	2	-	-	1	1	-	-
2012	1	3	1	1	-	-	1	-
2014	2	2	-	1	2	1	-	-
2016	3	1	3	1	1	-	-	1
2018	2	2	2	-	2	2	-	-
2021	2	3	1	2	-	-	1	-
Totals	20	22	15	10	12	6	4	2

Medallists:

Men	Ali Abdulmena	3000m: 2021-2
	Addis Abebe	5000m: 1988-3; 10,000m: 1988-1
	Wegene Addisu	1500m: 2021-2
	Berihu Aregawi	10,000m: 2018-3
	Desta Asgedom	800m: 1990-1 ; 1500m: 1990-3
	Abraham Assefa	5000m: 1990-2
	Melkeneh Azeze	1500m: 2021-3
	Selemo Barega	5000m: 2016-1
	Fita Bayissa	5000m: 1990-1
	Kenenisa Bekele	5000m: 2000-2
	Tariku Bekele	5000m: 2004-3, 2006-1
	Takele Bikila	3000mSC: 2021-2

Abreham Cherkos	5000m: 2006-2, 2008-1
Demma Daba	1500m: 2008-3
Dagne Debela	20km: 1990-3
Yigrem Demelash	10,000m: 2012-1
Debebe Demisse	10,000m: 1986-3
Negash Dube	20km: 1986-3
Muktar Edris	5000m: 2012-1
Alene Emere	10,000m: 1998-3
Melese Feissa	5000m: 1986-3
Tadesse Gebre	20km: 1986-1
Gebre-Egziabher Gebremariam	5000m: 2002-3; 10,000m: 2002-1
Degen Gebremskel	5000m: 2008-3
Abraha Gebretsadiq	10,000m: 2010-2
Haile Gebrselassie	5000m: 1992-1; 10,000m: 1992-1
Markos Geneti	5000m: 2002-2
Abraha Hadush	10,000m: 2000-3
Yasin Haji	5000m: 2014-2
Ibrahim Jeylan	10,000m: 2006-1, 2008-3
Habte Jifar	5000m: 1994-2
Yomif Kejelcha	5000m: 2014-1
Bedilu Kibret	10,000m: 1988-2
Zelege Metaferia	20km: 1988-1
Assefa Mezegebu	5000m: 1996-1; 10,000m: 1996-1
Ayele Mezegebu	3000mSC: 1992-2
Takele Nigate	3000mSC: 2018-1
Alemayehu Roba	1500m: 1990-2
Sileshi Sihine	10,000m: 2002-2
Taresa Tolosa	1500m: 2016-2
Getnet Wale	3000mSC: 2016-3, 2018-3
Million Wolde	5000m: 1998-1
Bado Worku	5000m: 2004-2
Tadesse Worku	3000m: 2021-1 ; 5000m: 2021-2
Birtukan Adamu	3000mSC: 2010-2
Feyisa Adanech	1500m: 2016-1
Ruti Aga	5000m: 2012-2
Mizan Alem	5000m: 2021-1
Emebet Anteneh	3000m: 2010-2
Mekdes Bekele	3000mSC: 2006-3
Agrie Belachew	3000mSC: 2016-3
Yehualye Belete	10,000mW: 2016-3
Tizita Bogale	1500m: 2010-1
Ayal Dagnachew	800m: 2021-1
Meseret Defar	3000m: 2002-1; 5000m: 2000-2, 2002-1
Beyenu Degefu	3000m: 2016-1
Genzebe Dibaba	5000m: 2008-2, 2010-1
Tirunesh Dibaba	5000m: 2002-2
Buze Diriba	5000m: 2012-1
Kutre Dulecha	800m: 1994-3; 1500m: 1996-1
Taye Fantu	1500m: 2016-2
Kalkidan Fentie	5000m: 2016-1
Tejinesh Gebisa	3000mSC: 2012-2
Hiwot Gebrekidan	3000m: 2012-2
Tsige Gebreselama	3000m: 2018-3
Girmawit Gebrzihair	5000m: 2018-3
Kalkidan Gezahegne	1500m: 2008-2
Frehiwot Goshu	3000m: 2008-3
Merima Hashim	5000m: 1998-3
Alemitu Hawi	5000m: 2014-2
Alemitu Heroye	5000m: 2014-1
Berhane Herpassa	1500m: 2002-2
Shura Hotesa	1500m: 1996-3
Korahubish Itaa	3000mSC: 2008-3
Meselu Kahsay	3000m: 2018-2
Tigist Ketema	800m: 2016-3

Etalemahu Kidane	3000m: 2000-3
Meselech Melkamu	5000m: 2004-1
Abebech Nigussie	1500m: 2000-1
Dawit Seyaum	1500m: 2014-1
Etaferahu Tarekegn	3000m: 1996-3
Ejgayehu Taye	5000m: 2018-2
Yimenashu Taye	1500m: 1998-2; 3000m: 1998-2
Senbere Teferi	1500m: 2012-3
Alemaz Teshale	1500m: 2018-1
Gudaf Tsegay	1500m: 2014-2
Derartu Tulu	10,000m: 1990-1
Bizunesh Urgesa	3000m: 2008-2
Sule Utura	5000m: 2008-1
Gete Wami	10,000m: 1992-2
Melknat Wedu	3000m: 2021-3; 5000m: 2021-2
Diribe Welteji	800m: 2018-1; 1500m: 2021-2
Zerfe Wondemagegn	3000mSC: 2021-2
Ayelech Worku	5000m: 1996-1

FIJ / Fiji

Years Completed: 1986 / 1988 / 1992 / 1994 / 1996 / 1998 /
2000 / 2002 / 2004 / 2006 / 2008 / 2010 / 2012 / 2014

Placing Table:

Men	Gold	Silver	Bronze	4th	5th	6th	7th	8th
1996	-	-	1	-	-	-	-	-
2006	-	-	-	-	-	-	1	-
Totals	-	-	1	-	-	-	1	-

Medallists or Highest Placings:

Men	Joe Naivalu	110mH: 1996-3
Women	Danielle Alakija	400m: 2012-6h3
	Rachel Rogers	100mH: 1992-6h1

FIN / Finland

Years Completed: (all) 1986 / 1988 / 1990 / 1992 / 1994 / 1996
/ 1998 / 2000 / 2002 / 2004 / 2006 / 2008 / 2010 / 2012 / 2014 /
2016 / 2018 / 2021

Placing Tables:

Overall	Gold	Silver	Bronze	4th	5th	6th	7th	8th
1986	1	-	-	-	2	-	1	-
1988	-	-	1	-	2	-	1	2
1990	2	2	1	-	-	-	1	1
1992	1	-	1	3	1	-	-	1+1=
1994	1	2	4	2	1	3	-	1
1996	-	2	1	1	3	1	1	2+2=
1998	2	2	1	1	1	2	2	-
2000	-	-	1	1	-	-	2	-
2002	-	-	2	1	2	1	3	1
2004	-	-	-	-	-	2	2	-
2006	-	1	-	-	-	1	1	2
2008	-	-	-	1	2	2	-	1
2010	1	-	-	-	2	-	1	1
2012	-	-	-	1	1	4	2	-
2014	-	-	-	-	-	-	1	-
2016	-	-	3	1	-	1	-	-
2018	-	1	-	-	-	1	1+1=	1
2021	4	1	-	2	2	-	-	2
Totals	12	11	15	14	19	18	19+1=	15+3=
Men	Gold	Silver	Bronze	4th	5th	6th	7th	8th
1986	1	-	-	-	1	-	1	-

1988	-	-	1	-	2	-	1	1
1990	2	1	1	-	-	-	-	-
1992	1	-	-	1	-	-	-	1+1=
1994	-	1	4	1	-	3	-	-
1996	-	1	-	1	3	-	1	1=
1998	2	-	1	-	-	1	1	-
2000	-	-	-	-	-	-	2	-
2002	-	-	2	1	1	1	3	-
2004	-	-	-	-	-	2	1	-
2006	-	1	-	-	-	-	1	-
2008	-	-	-	1	1	-	-	1
2012	-	-	-	1	1	3	1	-
2016	-	-	1	-	-	-	-	-
2018	-	-	-	-	-	1	-	-
2021	1	1	-	1	1	-	-	-
Totals	7	5	10	7	10	11	12	3+2=
Women	Gold	Silver	Bronze	4th	5th	6th	7th	8th
1986	-	-	-	-	1	-	-	-
1988	-	-	-	-	-	-	-	1
1990	-	1	-	-	-	-	1	1
1992	-	-	1	2	1	-	-	-
1994	1	1	-	1	1	-	-	1
1996	-	1	1	-	-	1	-	2+1=
1998	-	2	-	1	1	1	1	-
2000	-	-	1	1	-	-	-	-
2002	-	-	-	-	1	-	-	1
2004	-	-	-	-	-	-	1	-
2006	-	-	-	-	-	1	-	2
2008	-	-	-	-	1	2	-	-
2010	1	-	-	-	2	-	1	1
2012	-	-	-	-	-	1	1	-
2014	-	-	-	-	-	-	1	-
2016	-	-	2	1	-	1	-	-
2018	-	1	-	-	-	-	1+1=	1
2021	3	-	-	1	1	-	-	2
Totals	5	6	5	7	9	7	7+1=	12+1=

Medallists:

Men	Juho Alasaari	PV: 2021-2
	Jarkko Finni	Dec: 1990-2
	Antti Haapakoski	110mH: 1990-1
	Harri Haatainen	JT: 1996-2
	Mikko Halvari	Dec: 2002-3
	Aki Heikkinen	Dec: 1998-1
	Jarkko Heimonen	JT: 1990-3
	Aleksi Jaakkola	HT: 2016-3
	Olli-Pekka Karjalainen	HT: 1998-1
	Petri Keskitalo	Dec: 1986-1
	Arto Kuusisto	3000mSC: 1988-3
	Glenn Lindqvist	Dec: 1994-3
	Janne Läspä	JT: 2021-1
	Ari Mannio	JT: 2006-2
	Matti Närhi	JT: 1994-2
	Jaakko Ojaniemi	Dec: 1998-3
	Aki Parviainen	JT: 1992-1
	Mika Polku	HJ: 1994-3
	Timo Sinervo	DT: 1994-3
	Ville Tiisanoja	SP: 1994-3
	Mika Vasara	SP: 2002-3
	Tommi Viskari	JT: 1990-1
Women	Johanna Halkoaho	LJ: 1996-3; Hep: 1996-2
	Katja Kilpi	HJ: 1990-2
	Heli Koivula	LJ: 1994-2
	Suvi Koskinen	HT: 2016-3
	Silja Kosonen	HT: 2021-1
	Helena Leveelahti	DT: 2018-2
	Wilma Murto	PV: 2016-3
	Sini Pöyry	HT: 1998-2
	Susanna Rajamäki	Hep: 1998-2

Sanna Saarman	Hep: 2000-3
Heidi Salminen	400mH: 2021-1
Heli Tolkkinen	JT: 1992-3
Taina Uppa	JT: 1994-1
Sanni Utriainen	JT: 2010-1
Saga Vanninen	Hep: 2021-1

FRA / France

Years Competed: (all) 1986 / 1988 / 1990 / 1992 / 1994 / 1996 / 1998 / 2000 / 2002 / 2004 / 2006 / 2008 / 2010 / 2012 / 2014 / 2016 / 2018 / 2021

Placing Tables:

Overall	Gold	Silver	Bronze	4th	5th	6th	7th	8th
1986	-	-	1	4	1	1	2	3+1=
1988	-	-	-	1	1	2	1	5
1990	1	-	-	2	1	1	1	2
1992	-	-	-	1	2	-	-	-
1994	-	-	2	-	2	2	3	-
1996	1	1	1	1	4	2	2	1
1998	1	2	-	2	3	5	4	1+1=
2000	-	3	2+1=	-	-	-	3+1=	1
2002	-	1	1	-	3	4	-	2
2004	-	-	1	3	1	4	1+1=	3
2006	1	2	-	1	2	-	-	2
2008	2	-	-	1	1	-	2	1
2010	2	-	1	-	1	1	4	3
2012	1	2	1	-	1	-	2	-
2014	3	-	-	1	1	-	2	2
2016	1	1	3	1	-	-	1=	2
2018	-	1	2	4	2	1	-	1+1=
2021	2	4	2	3	2	-	1	2
Totals	15	17	17+1=	25	28	23	28+3=	31+3=

Men	Gold	Silver	Bronze	4th	5th	6th	7th	8th
1986	-	-	1	2	1	-	-	2+1=
1988	-	-	-	-	1	1	1	3
1990	1	-	-	1	-	-	-	1
1992	-	-	-	1	1	-	-	-
1994	-	-	2	-	1	1	2	-
1996	-	1	-	-	2	2	1	-
1998	-	-	-	1	-	3	1	1=
2000	-	2	1	-	-	-	1+1=	-
2002	-	1	1	-	3	1	-	2
2004	-	-	-	1	-	2	1	1
2006	1	1	-	-	-	-	-	1
2008	2	-	-	-	-	-	1	-
2010	2	-	1	-	1	-	3	2
2012	-	-	1	-	-	-	2	-
2014	2	-	-	-	1	-	1	1
2016	-	-	1	1	-	-	-	-
2018	-	1	1	1	2	1	-	1=
2021	2	-	2	2	2	-	-	1
Totals	10	6	11	10	15	11	14+1=	14+3=

Women	Gold	Silver	Bronze	4th	5th	6th	7th	8th
1986	-	-	-	2	-	1	2	1
1988	-	-	-	1	-	1	-	2
1990	-	-	-	1	1	1	1	1
1992	-	-	-	-	1	-	-	-
1994	-	-	-	-	1	1	1	-
1996	1	-	1	1	2	-	1	1
1998	1	2	-	1	3	2	3	1
2000	-	1	1+1=	-	-	-	2	1
2002	-	-	-	-	-	3	-	-
2004	-	-	1	2	1	2	1=	2
2006	-	1	-	1	2	-	-	1

2008	-	-	-	1	1	-	1	1
2010	-	-	-	-	-	1	1	1
2012	1	2	-	-	1	-	-	-
2014	1	-	-	1	-	-	1	1
2016	1	1	2	-	-	-	1=	2
2018	-	-	1	3	-	-	-	1
2021	-	4	-	1	-	-	1	1
Totals	5	11	6+1=	15	13	12	14+2=	17

Medallists:

Men	Medalist	Event	Year(s)
	Daniel Abenzoar-Foule	4x100mR:	2000-2 (ran ht)
	Wilhem Belocian	110mH:	2012-3, 2014-1
	Jean-Baptiste Bruxelles	HT:	2021-3
	Fabrice Calligny	4x100mR:	2000-2
	Vincent Caure	4x100mR:	1996-2
	Axel Chapelle	PV:	2014-1
	Samuel Coco-Viloin	110mH:	2006-2
	Benjamin Compaoré	TJ:	2006-1
	Leslie Djhone	4x100mR:	2000-2
	Ladji Doucouré	110mH:	2000-3; 4x100mR: 2000-2
	Nadir El Fassi	Dec:	2002-2
	Vincent Favretto	PV:	2002-3
	Jean Galfione	PV:	1990-1
	Simon Gore	TJ:	2021-3
	Didier Héry	4x100mR:	1996-2
	Erwan Konate	LJ:	2021-1
	Florent Lacasse	800m:	2000-2
	Taoufik Lachheb	PV:	1994-3
	Martin Lamou	TJ:	2018-2
	Christophe Lemaitre	200m:	2008-1
	Pascal Maran	400mH:	1986-3
	Pascal Martinot-Lagarde	110mH:	2010-1
	Kevin Mayer	Dec:	2010-1
	David Patros	4x100mR:	1996-2
	Ronald Pognon	4x100mR:	2000-2
	Melvin Raffin	TJ:	2016-3
	Jonathan Seremes	TJ:	2018-3
	Ronald Servius	TJ:	1994-3
	Teddy Tamgho	TJ:	2008-1
	Jimmy Vicaut	100m:	2010-3
	Ruddy Zami	4x100mR:	1996-2
	Sasha Zhoya	110mH:	2021-1
	Ludivine Aubert	400mH:	2021-2
	Joellie Baflan	4x100mR:	2006-2
	Nelly Banco	4x100mR:	2004-3
	Maele Bire-Heslouis	10,000mW:	2021-2
	Vanessa Boslak	PV:	2000-3=
	Aurèle Chaboudez	400mH:	2012-2
	Johanna Danois	4x100mR:	2006-2
	Yanis David	LJ:	2016-1
	Rouguy Diallo	TJ:	2014-1
	Céline Distel	4x100mR:	2006-2
	Sylviane Félix	200m:	1996-1
	Emilie Gaydu	4x100mR:	2006-2
	Fanny Gérance	100mH:	2000-2
	Muriel Hurtis	200m:	1998-1; 4x100mR: 1998-2
	Nadia Imalouan	4x100mR:	1998-2
	Lina Jacques-Sébastien	4x100mR:	2004-3
	Aurèle Kamga	4x100mR:	2004-3
	Hilary Kpatcha	LJ:	2016-3
	Adriana Lamalle	100mH:	2000-3
	Cynthia Leduc	4x100mR:	2016-2
	Rose Loga	HT:	2021-2
	Alice Moindrot	PV:	2018-3
	Tamara Murcia	4x100mR:	2016-2
	Fanny Peltier	4x100mR:	2016-2
	Estelle Raffai	200m:	2016-3; 4x100mR: 2016-2

Bina Ramesh	JT: 1996-3
Anne Carole Rapp	4x100mR: 1998-2
Mélina Robert-Michon	DT: 1998-2
Elise Russis	PV: 2021-2
Alexia Sedykh	HT: 2012-2
Alexandra Tavernier	HT: 2012-1
Céline Thélamon	4x100mR: 1998-2
Natacha Vouaux	4x100mR: 2004-3

FSM / Federated States of Micronesia

Years Competed: 2000 / 2002 / 2004 / 2006 / 2010 / 2012 / 2014

Highest Placings:

Men	Correy Abraham	100m: 2010-7h4
	Roy Elwise	100m: 2014-7h1
	Elterson Rodriguez	100m: 2004-7h6
Women	Maria Ikelap	100m: 2006-7h6
	Reloliza Saimon	400m: 2012-7h2

GAB / Gabon

Years Competed: 1996 / 1998 / 2000 / 2002 / 2004 / 2006 / 2010 / 2012 / 2014

Highest Placings:

Men	Orye Lendoye	5000m: 2012-22
Women	Stessy Ngouvi	3000m: 2012-19

GAM / Gambia

Years Competed: 1986 / 1988 / 1994 / 1996 / 1998 / 2000 / 2002 / 2008 / 2010

Highest Placings:

Men	Babou Saine	LJ: 1986-15Q
Women	No competitors	

GBR / Great Britain & Northern Ireland

Years Competed: 1986 / 1988 / 1990 / 1992 / 1994 / 1996 / 1998 / 2000 / 2002 / 2004 / 2006 / 2008 / 2010 / 2012 / 2014 / 2016 / 2018

Placing Tables:

Overall	Gold	Silver	Bronze	4th	5th	6th	7th	8th
1986	3	3	2	4	5	1	2	1
1988	1	2	2	3	4	2	1	-
1990	1	4	4	5	2	1=	1	3
1992	2	2	-	5	4	3	2	-
1994	2	1	5	1	-	-	-	3
1996	-	3+1=	2	2	2	1	1+1=	1=
1998	4	1	2	3	1	2	1	1+1=
2000	3	-	1	-	1	1	3	2
2002	1	1	1	3	1	-	2	-
2004	-	-	-	1	3	3	3	2
2006	1	-	4	1	1	4	1	3
2008	1	2	2	1	2	-	2	2
2010	2	2	4	2	1	3	1	-
2012	2	1	2	2	1	6	1	2
2014	3	2	1	4	1	1	2	3
2016	1	-	-	1	1	3	5	3
2018	3	1	3	1	2	3	4	1
Totals	30	25+1=	35	39	32	33+1=	32+1=	26+2=

Men	Gold	Silver	Bronze	4th	5th	6th	7th	8th
1986	3	2	2	2	4	-	2	-
1988	-	2	1	2	3	2	1	-
1990	-	2	2	4	1	-	1	1
1992	2	2	-	2	3	1	1	-
1994	2	1	3	1	-	-	-	2
1996	-	2+1=	2	2	2	-	1+1=	-
1998	3	1	1	1	1	2	1	1+1=
2000	2	-	1	-	-	-	2	1
2002	-	-	-	1	-	-	-	-
2004	-	-	-	-	2	2	2	1
2006	1	-	4	-	-	1	1	1
2008	-	1	-	-	2	-	1	-
2010	-	-	3	2	1	1	-	-
2012	1	-	-	1	-	3	-	1
2014	-	-	1	1	1	1	2	2
2016	1	-	-	-	1	1	3	2
2018	2	1	1	1	2	2	1	1
Totals	17	14+1=	21	20	23	16	19+1=	13+1=

Women	Gold	Silver	Bronze	4th	5th	6th	7th	8th
1986	-	1	-	2	1	1	-	1
1988	1	-	1	1	1	-	-	-
1990	1	2	2	1	1	1=	-	2
1992	-	-	-	3	1	2	1	-
1994	-	-	2	-	-	-	-	1
1996	-	1	-	-	-	1	-	1=
1998	1	-	1	2	-	-	-	-
2000	1	-	-	-	1	1	1	1
2002	1	1	1	2	1	-	2	-
2004	-	-	-	1	1	1	1	1
2006	-	-	-	1	1	3	-	2
2008	1	1	2	1	-	-	1	2
2010	2	2	1	-	-	2	1	-
2012	1	1	2	1	1	3	1	1
2014	3	2	-	3	-	-	-	1
2016	-	-	-	1	-	2	2	1
2018	1	-	2	-	-	1	3	-
Totals	13	11	14	19	9	17+1=	13	13+1=

Medallists:

Men	Larry Achike	TJ: 1994-1
	Harry Aikines-Aryeetey	100m: 2006-1; 4x100mR: 2006-3
	Steve Backley	JT: 1988-2
	Grant Baker	4x400mR: 2006-3
	Jamie Baulch	4x100mR: 1992-1
	Tim Benjamin	200m: 2000-3; 4x100mR: 2000-1
	Wade Bennett-Jackson	4x100mR: 2006-3
	David Bigham	Dec: 1990-3
	Johan Boakes	1500m: 1986-3
	Darren Braithwaite	4x100mR: 1988-3
	Joe Brier	4x400mR: 2018-3
	Nick Budden	4x400mR: 1994-3
	Guy Bullock	4x400mR: 1994-3
	Trevor Cameron	4x100mR: 1994-1
	Darren Campbell	100m: 1992-2; 200m: 1992-2; 4x100mR: 1992-1
	Ben Challenger	HJ: 1996-2=
	Alastair Chalmers	4x400mR: 2018-3
	Chris Clarke	4x400mR: 2006-3
	Allyn Condon	4x100mR: 1992-1
	Robert Davis	4x400mR: 2008-2
	Jared Deacon	4x400mR: 1994-3 (ran ht)
	Geoff Dearman	4x400mR: 1996-3
	Marlon Devonish	4x100mR: 1994-1 (ran ht)
	Charlie Dobson	200m: 2018-2
	Tyrone Edgar	4x100mR: 2000-1
	Jona Efoloko	200m: 2018-1

Jason Fergus 4x100mR: 1992-1
Jason Gardener 100m: 1994-2; 4x100mR: 1994-1

Adam Gemili 100m: 2012-1
Phil Goedluck 4x100mR: 1986-1
Julian Golding 4x100mR: 1994-1
Dwayne Grant 4x100mR: 2000-1
 Ellis Greatrex 4x400mR: 2018-3 (ran ht)
 Jack Green 4x400mR: 2010-3
 David Grindley 4x400mR: 1990-2
 Alex Haydock-Wilson 4x400mR: 2018-3
Jamie Henderson 100m: 1986-3; 4x100mR: 1986-1, 1988-3
 Mark Hylton 4x400mR: 1994-3
Colin Jackson 110mH: 1986-1
David Kirton 4x100mR: 1986-1
 Alex Knibbs 4x400mR: 2018-3
 Tom Lerwill 800m: 1996-2; 4x400mR: 1996-3
 Nigel Levine 4x400mR: 2008-2
 Noel Levy 400mH: 1994-3; 4x400mR: 1994-3

Mark Lewis-Francis 100m: 2000-1; 4x100mR: 2000-1
 Jason Livingston 100m: 1990-2
 Dean Macey Dec: 1996-2
Ian Mackie 200m: 1994-3; 4x100mR: 1994-1

Christian Malcolm 100m: 1998-1; 200m: 1998-1
Kevin Mark 4x100mR: 1994-1 (ran ht)
 Jordan McGrath 4x400mR: 2008-2
 Kevin McKay 800m: 1988-2
 Jack Meredith 110mH: 2010-3
 Nathan Morgan LJ: 1996-3
 Carl Myerscough SP: 1998-3
 Alex Nelson 200m: 2006-3; 4x100mR: 2006-3

Jake Norris HT: 2018-1
 David Omoregie 110mH: 2014-3
David Parker JT: 1998-1
 Adrian Patrick 4x400mR: 1990-2
 Louis Persent 4x400mR: 2008-2
 Rion Pierre 4x100mR: 2006-3
 Dan Putnam 4x400mR: 2010-3
 Mark Richardson 400m: 1990-3; 4x400mR: 1990-2

Jon Ridgeon 110mH: 1986-2; 4x100mR: 1986-1
 Mark Roberson JT: 1986-2
 Kris Robertson 4x400mR: 2006-3
 Sebastian Rodger 4x400mR: 2010-3
 Martyn Rooney 400m: 2006-3; 4x400mR: 2006-3
 Mark Rowlands 4x400mR: 1996-3
 Courtney Rumbolt 4x100mR: 1988-3
 Ryan Scott 4x100mR: 2006-3 (ran ht)
 Louis Sellers 4x400mR: 2006-3 (ran ht)
David Sharpe 800m: 1986-1
Steve Smith HJ: 1992-1
 Lloyd Stapleton 4x100mR: 1988-3
 James Stevenson 4x400mR: 1990-2 (ran ht)
 Kris Stewart 4x400mR: 1996-3
 Andrew Sutcliffe PV: 2010-3
 Emeka Udechuku DT: 1998-2
 Nathan Wake 4x400mR: 2010-3
Callum Wilkinson 10,000mW: 2016-1
 Craig Winrow 4x400mR: 1990-2
 Leevan Yearwood 4x100mR: 2006-3 (ran ht)

Women **Georgina Adam** 4x100mR: 2018-3
Diane Allahgreen 100mH: 1994-3; 4x100mR: 1994-3

Dina Asher-Smith 100m: 2014-1
Kristal Awuah 100m: 2018-3; 4x100mR: 2018-3
 Sabrina Bakare 4x400mR: 2014-2
 Meghan Beesley 400mH: 2008-3
 Loren Bleaken 4x400mR: 2014-2
 Holly Bleasdale PV: 2010-3
Heather Brookes 4x400mR: 2000-1 (ran ht)
Nikita Campbell-Smith 4x400mR: 2014-2 (ran ht)
Ebony Carr 4x100mR: 2018-3
Vera Chinedu 4x100mR: 2018-3 (ran ht)
Rebecca Drummond 4x100mR: 1994-3
Sinead Dudgeon 4x100mR: 1994-3
Mair Edwards 4x100mR: 2018-3 (ran ht)
Niamh Emerson Hep: 2018-1
Donna Fraser 4x100mR: 1990-2
Emelia Gorecka 3000m: 2012-3
Vicky Griffiths 4x400mR: 2002-2 (ran ht)
Lea Haggett HJ: 1990-3
Sophie Hitchon HT: 2010-1
Cheriece Hylton 4x400mR: 2014-2
Vernicha James 200m: 2002-1; 4x100mR: 2002-3; 4x400mR: 2002-2
 400mH: 1996-2
 Vicki Jamison LJ: 2012-1
Katarina Johnson-Thompson 800m: 2012-2
Jessica Judd 4x100mR: 2002-3
Jeanette Kwakye HJ: 2014-1; Hep: 2014-1
Morgan Lake JT: 1990-3
Mandy Liverton 4x100mR: 2002-3
Jade Lucas-Read 100mH: 1990-2
Keri Maddox 3000m: 1986-2
Philippa Mason LJ: 1988-1
Fiona May 4x400mR: 2000-1
Jenny Meadows 4x100mR: 1990-2
Katharine Merry 4x400mR: 2000-1, 2002-2
Lisa Miller 100m: 2008-2
Ashlee Nelson 4x400mR: 2014-2 (ran ht)
Laviai Nielsen 4x100mR: 2002-3 (ran ht)
Danielle Norville 1500m: 2008-3
Emma Pallant 100mH: 1998-1
Julie Pratt 4x100mR: 2018-3
Alisha Rees 400mH: 2014-2; 4x400mR: 2014-2
Shona Richards TJ: 2010-2
Laura Samuel LJ: 2012-3
Jazmin Sawyers 200m: 1990-1; 4x100mR: 1990-2
Diane Smith 4x100mR: 1990-2
Annabel Soper 4x100mR: 2002-3;
Amy Spencer 4x400mR: 2002-2
Helen Thieme 4x400mR: 2000-1
Rachael Thompson 4x400mR: 2002-2 (ran ht)
Stephanie Twell 1500m: 2008-1
Kim Wall 4x400mR: 2000-1, 2002-2
Sarah Wilhelmy 200m: 1998-3
Jodie Williams 100m: 2010-1; 200m: 2010-2
Susan Williams 4x100mR: 1994-3
Joanne Wise LJ: 1988-3

GBS / Guinea Bissau

Years Competed: 2006 / 2010 / 2012

Highest Placings:

Men Holder da Silva 100m: 2006-5h7
 Women No competitors

GEO / Georgia

Years Competed: 1994 / 1996 / 1998 / 2000 / 2002 / 2004 / 2008 / 2012 / 2014 / 2016 / 2018 / 2021

Placing Table:

Men	Gold	Silver	Bronze	4th	5th	6th	7th	8th
2012	-	-	-	-	-	1	-	-
Totals	-	-	-	-	-	1	-	-

Highest Placings:

Men	Lasha Gulelauri	TJ: 2012-6
Women	Nana Gutanaidze	3000m: 2000-16
	Mariam Kevkhishvili	SP: 2004-16Q

GEQ / Equatorial Guinea

Years Competed: 1994 / 1998 / 2000 / 2002 / 2012 / 2016 / 2021

Highest Placings:

Men	Enrique Cristobal Ndong	200m: 2002-6h6
	Pascual Ochaga	200m: 2016-6h3
Women	No competitors	

GER / Germany

Years Competed: 1986 / 1988 / 1990 / 1992 / 1994 / 1996 / 1998 / 2000 / 2002 / 2004 / 2006 / 2008 / 2010 / 2012 / 2014 / 2016 / 2018

Incorporating FRG / Federal Republic of Germany & GDR / German Democratic Republic in 1986-1990

Placing Tables:

Overall	Gold	Silver	Bronze	4th	5th	6th	7th	8th
1986	9	6	9	14	5	5	2	4
1988	12	6	6	3	5	7	4	3
1990	4	1	6	6	5	5+1=	5	2
1992	2	5	5	2	5+1=	6	4	3
1994	3	3	2	2	4	3	3+1=	2
1996	4	2	3	4	1	-	5+1=	2+1=
1998	3	2	3	5	2	3	2	3+1=
2000	3	7	2	2	3	3	-	1
2002	1	-	1	3	4	4	7	4
2004	2	3+1=	6	3	3	2	1	4
2006	1	2	1+1=	-	2+1=	2	4	-
2008	6	1	3	3	4	2	3	5+1=
2010	1	4	1	4	5	6	1	3
2012	2	4	-	3+1=	4	3	2	3
2014	-	2	5	5	3	1	1	1
2016	2	1	3	3	3+1=	3	-	3
2018	2	-	2	5	3	2	3	2+1=
Totals	57	49+1=	58+1=	67+1=	61+3=	57+1=	47+2=	45+4=

Men	Gold	Silver	Bronze	4th	5th	6th	7th	8th
1986	1	1	5	9	3	1	1	1
1988	2	1	2	2	2	3	1	1
1990	1	1	1	4	4	4	2	1
1992	-	3	1	1	2+1=	3	2	1
1994	1	1	-	1	2	2	3	2
1996	1	-	1	1	1	-	2+1=	1+1=
1998	-	2	2	4	-	1	1	1+1=
2000	1	3	1	1	-	1	-	-
2002	-	-	-	-	1	2	4	2
2004	-	1	2	1	-	-	1	3
2006	-	-	1	-	1+1=	-	2	-
2008	4	-	3	1	1	-	-	3
2010	1	-	-	2	3	3	-	2

2012	-	1	-	1	2	1	1	2
2014	-	2	2	3	1	-	1	-
2016	1	-	1	-	3	2	-	2
2018	-	-	2	3	1	1	2	1
Totals	13	16	24	34	27+2=	24	23+1=	23+2=

Women	Gold	Silver	Bronze	4th	5th	6th	7th	8th
1986	8	5	4	5	2	4	1	3
1988	10	5	4	1	3	4	3	2
1990	3	-	5	2	1	1+1=	3	1
1992	2	2	4	1	3	3	2	2
1994	2	2	2	1	2	1	1=	-
1996	3	2	2	3	-	-	3	1
1998	3	-	1	1	2	2	1	2
2000	2	4	1	1	3	2	-	1
2002	1	-	1	3	3	2	3	2
2004	2	2+1=	4	2	3	2	-	1
2006	1	2	1=	-	1	2	2	-
2008	2	1	-	2	3	2	3	2+1=
2010	-	4	1	2	2	3	1	1
2012	2	3	-	2+1=	2	2	1	1
2014	-	-	3	2	2	1	-	1
2016	1	1	2	3	1=	1	-	1
2018	2	-	-	2	2	1	1	1+1=
Totals	44	33+1=	34+1=	33+1=	34+1=	33+1=	24+1=	22+2=

Medallists:

Men	Deniz Almas	4x100mR: 2016-3 (ran ht)
	Lucas Ansah-Pepurah	4x100mR: 2018-3
	Ralf Bartels	SP: 1996-1
	Thomas Barthel	4x100mR: 2016-3
	Kamilius Bethke	HT: 2004-3
	Thomas Blaschek	110mH: 2000-2
	Luis Brandner	4x100mR: 2018-3
	Frank Busemann	110mH: 1994-1
	Lars Börgeling	PV: 1998-2
	Karsten Dilla	PV: 2008-3
	Marc-John Dombrowski	4x400mR: 2008-3
	Christian Duma	4x400mR: 2000-2
	Danny Ecker	PV: 1996-3
	Manuel Eitel	4x100mR: 2016-3
GDR	Jan Engelmann	DT: 1990-3
	Bernhard Floder	Dec: 1992-2
	Sebastian Gatzka	4x400mR: 2000-2
	Niels Giese	4x100mR: 2016-3
	Roger Gurski	4x100mR: 2016-3
	Sven Göhler	110mH: 1992-2
FRG	Dietmar Haaf	LJ: 1986-1
	Marius Hanniske	HJ: 2004-2
	Boris Henry	JT: 1992-2
	Robert Hering	200m: 2008-3
	René Herms	4x400mR: 2000-2 (ran ht)
	Max Hess	TJ: 2014-2
	Stefan Holz	4x100mR: 1998-3
	Raphael Holzdeppe	PV: 2008-1
GDR	Thomas Hommel	HT: 1988-3
	Clemens Höfer	4x400mR: 2008-3 (ran ht)
	Steffen Hönig	4x400mR: 2000-2
	Klaus Isekenmeier	Dec: 1994-2
FRG	Edgar Itt	400m: 1986-3
	Alexander Juretzko	4x400mR: 2008-3
	Ralf Kahles	SP: 1992-3
FRG	Eric Kaiser	Dec: 1990-1
	Niklas Kaul	Dec: 2016-1
	Jan Felix Knobel	Dec: 2008-1
FRG	Frank Kobor	4x100mR: 1986-2
FRG	Michael Kohnle	Dec: 1988-1
	Kevin Kuske	4x100mR: 1998-3
	Dennis Leyckes	Dec: 2000-1
GDR	Rico Lieder	400m: 1990-2

GDR	Sven Matthes	100m: 1988-2	Sabine Fried	DT: 1992-3
	Norman Müller	Dec: 2004-3	Kathleen Friedrich	800m: 1996-2
GDR	Thomas Müller	HJ: 1986-3	Eleni Frommann	4x100mR: 2016-3; 4x400mR: 2014-3 (ran ht)
	Wolfram Müller	1500m: 2000-2		
	Pascal Nabow	4x400mR: 2008-3	Sara Gambetta	Hep: 2010-2
	André Niklaus	Dec: 2000-3	Claudia Gesell	800m: 1996-1; 4x400mR: 1996-1
	Tim Nowak	Dec: 2014-3	Laura Gläsner	4x400mR: 2014-3
	Richard Petzold	4x400mR: 2000-2 (ran ht)	Katharina Grompe	4x100mR: 2012-2
	Henning Prüfer	DT: 2014-2	Kerstin Grötzinger	4x100mR: 2000-1
	Thomas Pöge	Dec: 1998-2	Kathleen Gutjahr	Hep: 1992-2, 1994-1
GDR	Jens Reimann	JT: 1988-3	Sandra Görigk	4x100mR: 1994-2
FRG	Matthias Schlicht	4x100mR: 1986-2	Monika Götz	PV: 1998-1
FRG	Oliver Schmidt	4x100mR: 1986-2	GDR	Anja Gündler
	Marvin Schulte	4x100mR: 2018-3	Leena Günther	4x100mR: 2010-2
GDR	Andreas Seelig	DT: 1988-1	Katchi Habel	100m: 2000-2; 4x100mR: 2000-1
	Florian Seibold	110mH: 1998-3		
	Milo Skupin-Alfa	4x100mR: 2018-3	Doreen Harstick	4x400mR: 1996-1
	David Stori	SP: 2008-1	Miriam Hehl	100mH: 2010-3
	Bastian Swillims	4x400mR: 2000-2	Katrin Henke	4x100mR: 1988-1
GDR	Michael Thiede	PV: 1986-3	Denise Hinrichs	SP: 2006-2
FRG	Ingo Todt	4x100mR: 1986-2	GDR	Heike Hopfer
	Tobias Unger	4x100mR: 1998-3	Kimberly Jess	HJ: 2008-1
	Maurice Voigt	JT: 2018-3	Sophia Junk	4x100mR: 2018-1
FRG	Jens Volkmann	2000mSC: 1986-3	Christa Kaufmann	4x100mR: 2000-1
	Falk Wendrich	HJ: 2012-2	Alina Kenzel	SP: 2016-1
	Martin Wierig	DT: 2006-3	Nancy Kette	4x100mR: 1996-3
	Gordon Wolf	DT: 2008-1	GDR	Ellen Kiessling
GDR	Thomas Wolf	LJ: 1986-3	Tina Klein	4x400mR: 1986-2 (ran ht)
	Till Wöschler	JT: 2010-1	GDR	Kathrin Kley
	Jirka Zapletal	4x100mR: 1998-3	Konstanze Klosterhalfen	3000m: 2016-3
	Niklas Zender	4x400mR: 2008-3	Kathleen Kluge	SP: 2000-1
	Oleg Zernikel	PV: 2014-3	Ann-Kathrin Kopf	4x400mR: 2014-3
Women	Sandra Abel	4x100mR: 1996-3	Kati Kovacs	800m: 1992-3
	Bianca Achilles	HT: 1998-1	GDR	Katrin Krabbe
	Manuela Aigner	HJ: 1992-1		100m: 1988-2; 200m: 1986-3, 1988-1; 4x100mR: 1986-2, 1988-1
	Claudia Angerhausen	4x400mR: 1994-3		
GDR	Antje Axmann	400mH: 1988-1; 4x400mR: 1988-1 (ran ht)	Sophie Krauel	LJ: 2004-2
	Nadja Bahl	4x100mR: 2010-2	GDR	Astrid Kumbornuss
	Nadine Banse	SP: 1998-3	Keshia Kwadwo	DT: 1988-2
GDR	Claudia Bartl	400mH: 1986-1; 4x400mR: 1986-2		4x100mR: 2016-3, 2018-1 (ran ht)
	Johanna Bechthold	4x100mR: 2016-3 (ran ht)	Lisa Marie Kwayie	4x100mR: 2014-3
GDR	Alexandra Beck	JT: 1986-3	Imke Köhler	4x400mR: 1992-3
	Nadine Beckel	SP: 1996-2	Floé Kühnert	PV: 2002-1
	Annika Becker	PV: 2000-2	Anika Leipold	LJ: 2006-2
	Gabriele Becker	4x100mR: 1994-2	GDR	Yvonne Lichtenfeld
GDR	Peggy Beer	Hep: 1988-3	Silke Lichtenhagen	3000m: 1988-3
GDR	Britta Beisbier	4x100mR: 1986-2	Stephanie Lichtl	4x100mR: 1992-3
GDR	Patricia Bille	LJ: 1986-1	Maryse Luzolo	100mH: 2004-3
	Kirsten Bolm	100mH: 1994-1	Gina Lückenkemper	LJ: 2014-3
	Andrea Bornscheuer	4x400mR: 1992-3 (ran ht)	Jessie Maduka	4x100mR: 2014-3
GDR	Grit Breuer	400m: 1988-1; 4x100mR: 1988-1; 4x400mR: 1988-1	Lena Malkus	4x100mR: 2012-2
	Birthe Bruhns	800m: 1988-1	GDR	Claudia Marx
	Alexandra Burghardt	4x100mR: 2012-2	Beatrice Mau	4x400mR: 1996-1 (ran ht)
	Chantal Butzek	4x100mR: 2014-3, 2016-3	Ida Mayer	Hep: 1990-1
GDR	Heike Böckmann	4x400mR: 1986-2	Lisa Mayer	4x100mR: 2012-2
	Shanice Craft	SP: 2012-1; DT: 2012-2	Hannah Mergenthaler	4x100mR: 2014-3
GDR	Tanja Damaske	JT: 1990-1	Susanne Merkel	4x400mR: 1994-3
GDR	Manuela Derr	400m: 1990-3; 4x400mR: 1988-1	GDR	Ina Morgenstern
	Diana Dietz	100m: 1988-1; 200m: 1988-2; 4x100mR: 1988-1	Claudia Mues	4x100mR: 1986-2
	Franka Dietzsch	DT: 1986-2	Julia Mächtig	SP: 1994-3
	Viktoria Dönicke	4x100mR: 2018-1	Esther Möller	Hep: 2004-3
	Annett Engel	HJ: 2006-3=	Laura Müller	100m: 1996-3; 4x100mR: 1994-2, 1996-3
GDR	Stefanie Fabert	4x400mR: 1988-1	Nadine Müller	4x400mR: 2014-3
	Katrin Fehm	4x100mR: 2016-3	Peggy Müller	DT: 2004-3
	Julia Fischer	DT: 2008-2	Anita Oppong	4x400mR: 1996-1
GDR	Karen Forkel	JT: 1988-1	GDR	Andrea Philipp
			Tatjana Pinto	100m: 1990-1
			Jenna Pletsch	4x100mR: 2010-2
			GDR	Katja Prochnow
				100mH: 2010-2
				4x400mR: 1986-2

	Stefanie Pähler	4x100mR: 2010-2
	Yvonne Reichardt	JT: 1992-2
GDR	Anja Reiter	JT: 1986-2
	Lea-Jasmin Riecke	LJ: 2018-1
FRG	Silvia Rieger	400mH: 1988-3
	Birgit Rockmeier	4x100mR: 1992-3
	Gabi Rockmeier	4x100mR: 1992-3
GDR	Heike Rohrmann	SP: 1986-1 , 1988-2
	Sandra Roos	4x100mR: 1994-2
	Lisa Ryzih	PV: 2004-1
GDR	Ilka Rönisch	100mH: 1990-3
	Anna Rüh	DT: 2012-1
	Sandra Schaffarzik	JT: 2006-1
	Sina Schielke	200m: 2000-2; 4x100mR: 2000-1
GDR	Anke Schmidt	Hep: 1986-3
GDR	Karen Scholz	HJ: 1986-1 , 1988-3
	Noelya Schonig	4x400mR: 2014-3 (ran ht)
	Anna Schultze	PV: 2004-2=
	Corinna Schwab	4x100mR: 2018-1
	Christina Schwanitz	SP: 2004-3
	Carolin Schäfer	Hep: 2008-1
	Katja Seidel	4x100mR: 1992-3
GDR	Susanne Sieger	400m: 1986-1 ; 4x400mR: 1986-2
	Sabine Sievers	DT: 1994-2
	Wiebke Steffen	4x400mR: 1992-3
	Silvia Steimle	4x400mR: 1992-3
GDR	Daniele Steinecke	4x400mR: 1988-1 (ran ht)
FRG	Stephanie Storp	SP: 1986-2
	Annika Suthe	JT: 2004-2
	Ivonne Teichmann	4x400mR: 1994-3
GDR	Simone Thust	5000mW: 1990-3
GDR	Heike Tillack	100mH: 1986-1 ; 4x100mR: 1986-2
	Jana Tucholke	DT: 2000-2
	Denise Uphoff	4x100mR: 2018-1
	Ulrike Urbansky	400mH: 1996-1 ; 4x400mR: 1994-3, 1996-1
	Anja Vokuhl	TJ: 1992-1
	Jennifer Vollrath	4x400mR: 1996-1 (ran ht)
	Victoria Von Eynatten	PV: 2010-2
	Marion Wagner	4x100mR: 1996-3
	Sophie Weissenberg	LJ: 2016-2
	Sonja Wilmsmeyer	4x400mR: 1994-3 (ran ht)
GDR	Ines Wittich	SP: 1986-3 , 1988-1
FRG	Birgit Wolf	100mH: 1988-2
GDR	Ilke Wyludda	DT: 1986-1 , 1988-1
GDR	Anke Wöhlk	4x400mR: 1988-1
	Sabine Zimmer	5000mW: 1998-1 ; 10,000mW: 2000-3
	Vivian Zimmer	JT: 2004-1

GHA / Ghana

Years Competed: 1986 / 1988 / 1994 / 1998 / 2000 / 2002 / 2004 / 2008 / 2010 / 2012 / 2014

Placing Tables:

	Overall	Gold	Silver	Bronze	4th	5th	6th	7th	8th
1994	-	-	1	-	-	-	-	-	-
2000	-	-	1	1	-	-	-	-	-
2004	-	-	-	-	-	-	-	1	-
2012	-	-	-	-	1	-	-	-	-
Totals	-	-	2	1	1	-	-	1	-
Men	Gold	Silver	Bronze	4th	5th	6th	7th	8th	
2004	-	-	-	-	-	-	-	1	-
Totals	-	-	-	-	-	-	-	1	-

	Women	Gold	Silver	Bronze	4th	5th	6th	7th	8th
1994	-	-	-	1	-	-	-	-	-
2000	-	-	-	1	1	-	-	-	-
2012	-	-	-	-	-	1	-	-	-
Totals	-	-	-	2	1	1	-	-	-

Medallists or Highest Placings:

Men	Samuel Adade	200m: 2004-7
Women	Vida Anim	200m: 2000-3
	Philomena Mensah	100m: 1994-3

GIB / Gibraltar

Years Competed: 1986 / 1992 / 1994 / 2002 / 2004 / 2006 / 2008 / 2010 / 2012 / 2014 / 2016 / 2018

Highest Placings:

Men	Andrew Cavilla	100m: 2010-6h5
	Daryl Vassallo	400m: 2004-6h3
Women	Sharon Mifsud	100m: 1986-5h3; 200m: 1986-5h4

GRE / Greece

Years Competed: (all) 1986 / 1988 / 1990 / 1992 / 1994 / 1996 / 1998 / 2000 / 2002 / 2004 / 2006 / 2008 / 2010 / 2012 / 2014 / 2016 / 2018 / 2021

Placing Tables:

	Overall	Gold	Silver	Bronze	4th	5th	6th	7th	8th
1986	-	-	-	-	-	1	-	-	3
1988	-	1	-	-	1	1	-	-	1
1990	-	1	-	-	-	-	2	1	2
1992	-	-	1	-	-	-	2	1	2
1994	-	-	-	-	1	-	1	1	-
1996	-	-	-	-	-	1	-	-	1
1998	1	-	-	-	1	1	-	1	1
2000	-	-	-	-	1	-	-	-	-
2002	-	-	-	-	2	-	-	-	-
2004	-	-	-	-	1	1	1	1+1=	2
2006	-	-	1	1	1	-	2	-	-
2008	-	-	2	-	-	-	1	-	-
2012	-	-	-	-	-	1	-	-	1
2014	-	-	1	-	-	-	1	1	-
2016	-	2	-	-	1	-	-	-	-
2018	1=	-	1	-	-	-	-	-	-
2021	-	2	1	2	2	1	3	-	-
Totals	1+1=	6	7	11	7	13	6+1=	13	

	Men	Gold	Silver	Bronze	4th	5th	6th	7th	8th
1986	-	-	-	-	-	-	-	-	2
1988	-	1	-	-	-	-	-	-	1
1990	-	1	-	-	-	-	2	-	1
1992	-	-	1	-	-	-	2	1	-
1994	-	-	-	-	-	-	1	-	-
1996	-	-	-	-	-	-	-	-	1
1998	1	-	-	-	1	1	-	1	1
2002	-	-	-	-	1	-	-	-	-
2004	-	-	-	-	1	1	-	-	2
2006	-	-	1	1	1	-	2	-	-
2008	-	-	-	-	-	-	1	-	-
2012	-	-	-	-	-	-	-	-	1
2014	-	-	-	-	-	-	1	1	-
2016	-	1	-	-	1	-	-	-	-
2018	1=	-	1	-	-	-	-	-	-
2021	-	1	-	-	-	-	2	-	-
Totals	1+1=	4	3	5	2	11	3	9	

Women	Gold	Silver	Bronze	4th	5th	6th	7th	8th
1986	-	-	-	-	1	-	-	1
1988	-	-	-	1	1	-	-	-
1990	-	-	-	-	-	-	1	1
1992	-	-	-	-	-	-	-	2
1994	-	-	-	1	-	-	1	-
1996	-	-	-	-	1	-	-	-
2000	-	-	-	1	-	-	-	-
2002	-	-	-	1	-	-	-	-
2004	-	-	-	-	-	1	1+1=	-
2008	-	-	2	-	-	-	-	-
2012	-	-	-	-	1	-	-	-
2014	-	-	1	-	-	-	-	-
2016	-	1	-	-	-	-	-	-
2021	-	1	1	2	1	1	-	-
Totals	-	2	4	6	5	2	3+1=	4

Medallists:

Men	Oréstis Dousákis	HT: 2021-2
	Konstadínos Douvalídís	110mH: 2006-3
	Kóstas Gatsioúdis	JT: 1992-3
	Periklís Iakovákis	400mH: 1998-1
	Odisséas Mouzenídís	SP: 2018-3
	Adónios Mérlos	HJ: 2018-1=
	Lámbros Papakóstas	HJ: 1988-2
	Savvas Saritzoglou	HT: 1990-2
	Miltiádis Tentóglou	LJ: 2016-2
	Women	Élli-Eftihía Deliyiánni
Iliána Korosídou		HT: 2014-3
Paraskeví Papahrístou		TJ: 2008-3
Konstadína Roméou		TJ: 2016-2
Ekateríni Stefanídi		PV: 2008-3
Elína Tzénggo		JT: 2021-2

GRN / Grenada

Years Competed: 1986 / 1992 / 1998 / 2000 / 2002 / 2004 / 2006 / 2008 / 2010 / 2012 / 2016 / 2018 / 2021

Placing Tables:

Overall	Gold	Silver	Bronze	4th	5th	6th	7th	8th
2008	-	1	1	-	-	-	-	-
2010	1	-	-	-	-	-	-	-
2016	-	-	1	-	-	-	-	-
2021	-	-	-	-	-	-	1	-
Totals	1	1	2	-	-	-	1	-

Men	Gold	Silver	Bronze	4th	5th	6th	7th	8th
2008	-	1	-	-	-	-	-	-
2010	1	-	-	-	-	-	-	-
2016	-	-	1	-	-	-	-	-
2021	-	-	-	-	-	-	1	-
Totals	1	1	1	-	-	-	1	-

Women	Gold	Silver	Bronze	4th	5th	6th	7th	8th
2008	-	-	1	-	-	-	-	-
Totals	-	-	1	-	-	-	-	-

Medallists:

Men	Kirani James	400m: 2008-2, 2010-1
	Anderson Peters	JT: 2016-3
Women	Janelle Redhead	200m: 2008-3

GUA / Guatemala

Years Competed: 1986 / 1988 / 1992 / 1996 / 1998 / 2000 / 2002 / 2004 / 2006 / 2008 / 2010 / 2012 / 2014 / 2016 / 2018 / 2021

Placing Table:

Men	Gold	Silver	Bronze	4th	5th	6th	7th	8th
2018	-	-	1	-	-	-	-	-
2021	-	-	-	-	-	-	-	1
Totals	-	-	1	-	-	-	-	1

Medallists or Highest Placings:

Men	José Ortíz	10,000mW: 2018-3
Women	Glendy Teletor	10,000mW: 2021-14

GUI / Guinea

Years Competed: 1986 / 1988 / 1994 / 1998 / 2000 / 2010

Highest Placings:

Men	Lucien Kramar	400m: 2000-6h5
	Robert Loua	100m: 1988-6h7
Women	Oumou Sow	100m: 1988-6h3

GUM / Guam

Years Competed: 1994 / 1996 / 1998 / 2000 / 2002 / 2004 / 2008 / 2010 / 2012 / 2014 / 2016 / 2018

Highest Placings:

Men	David Wilson	200m: 1996-8q3
Women	Christina Francisco	400mH: 2016-8h3

GUY / Guyana

Years Competed: 1986 / 1988 / 1994 / 1998 / 2000 / 2002 / 2008 / 2010 / 2012 / 2014 / 2021

Placing Table:

Women	Gold	Silver	Bronze	4th	5th	6th	7th	8th
2012	-	1	-	-	-	-	-	-
Totals	-	1	-	-	-	-	-	-

Medallists or Highest Placings:

Men	Stephan James	400m: 2012-7s2
Women	Kadecia Baird	400m: 2012-2

HAI / Haiti

Years Competed: 1994 / 1996 / 1998 / 2002 / 2004 / 2006 / 2010 / 2018

Highest Placings:

Men	Boaz Madeus	400mH: 2018-7s1
Women	No competitors	

HKG / Hong Kong, China

Years Competed: 1986 / 1988 / 1992 / 1996 / 1998 / 2000 / 2002 / 2004 / 2006 / 2008 / 2010 / 2012 / 2014 / 2016 / 2018 / 2021

Placing Table:

Men	Gold	Silver	Bronze	4th	5th	6th	7th	8th
2021	-	-	-	-	-	-	1	-
Totals	-	-	-	-	-	-	1	-

Highest Placings:

Men	Chung Siu Hang	110mH: 2021-7
Women	Chan Sau Ying	100mH: 1988-6h3
	Angie Lam On Ki	100m: 2010-6h3
	Eleana Leung	200m: 2000-6h5
	Leung Wai Kwan	100m: 1986-6h2; 200m: 1986-6h4

HON / Honduras

Years Competed: 1988 / 1994 / 1996 / 2000 / 2002 / 2008 /
2016 / 2018 / 2021

Highest Placings:

Men	Alfredo Trujillo	200m: 1988-5h6
Women	Yesica García	DT: 1994-21Q

HUN / Hungary

Years Competed: (all) 1986 / 1988 / 1990 / 1992 / 1994 / 1996
/ 1998 / 2000 / 2002 / 2004 / 2006 / 2008 / 2010 / 2012 / 2014 /
2016 / 2018 / 2021

Placing Tables:

Overall	Gold	Silver	Bronze	4th	5th	6th	7th	8th
1986	-	-	-	1	1	1	-	1
1988	1	-	-	1	2	1	4	1
1990	-	1	-	-	1	2+1=	1	1
1992	-	-	-	1	2	-	1	-
1994	-	1	1	1	-	3	1+1=	1
1996	1	3	-	1	-	2	-	2
1998	1	-	1	1	1	1	1	-
2000	-	-	1=	-	-	1	1	-
2002	-	-	-	-	1	-	-	-
2004	-	-	-	1	1	-	1	1
2006	-	1	-	-	-	-	1	-
2008	-	-	1	1	-	2	3	1
2010	-	2	-	-	1	-	1	-
2012	-	2	-	-	-	-	1	2
2014	-	2	-	-	-	1	-	-
2016	1	-	-	1	-	1	1	-
2018	-	-	-	-	1	-	2	-
2021	-	-	2	-	2	-	-	1
Totals	4	12	5+1=	9	13	15+1=	19+1=	11

Men	Gold	Silver	Bronze	4th	5th	6th	7th	8th
1986	-	-	-	1	1	-	-	1
1988	1	-	-	1	2	1	1	1
1990	-	-	-	-	1	2	-	1
1992	-	-	-	1	1	-	1	-
1994	-	1	-	1	-	2	1	-
1996	1	1	-	1	-	1	-	-
1998	1	-	1	-	1	-	1	-
2000	-	-	-	-	-	1	1	-
2004	-	-	-	1	-	-	-	1
2006	-	1	-	-	-	-	1	-
2008	-	-	-	1	-	1	2	1
2010	-	2	-	-	1	-	-	-
2012	-	1	-	-	-	-	-	1
2014	-	1	-	-	-	-	-	-
2016	1	-	-	1	-	1	-	-
2018	-	-	-	-	-	-	1	-
2021	-	-	-	-	-	-	-	1
Totals	4	7	1	8	7	9	9	7

Women	Gold	Silver	Bronze	4th	5th	6th	7th	8th
1986	-	-	-	-	-	1	-	-

1988	-	-	-	-	-	-	3	-
1990	-	1	-	-	-	1=	1	-
1992	-	-	-	-	1	-	-	-
1994	-	-	1	-	-	1	1=	1
1996	-	2	-	-	-	1	-	2
1998	-	-	-	1	-	1	-	-
2000	-	-	1=	-	-	-	-	-
2002	-	-	-	-	1	-	-	-
2004	-	-	-	-	1	-	1	-
2008	-	-	1	-	-	1	1	-
2010	-	-	-	-	-	-	1	-
2012	-	1	-	-	-	-	1	1
2014	-	1	-	-	-	1	-	-
2016	-	-	-	-	-	-	1	-
2018	-	-	-	-	1	-	1	-
2021	-	-	2	-	2	-	-	-
Totals	-	5	4+1=	1	6	6+1=	10+1=	4

Medallists:

Men		
	István Bagyula	PV: 1988-1
	Marcell Deák Nagy	400m: 2010-2
	Bence Halász	HT: 2016-1
	Ákos Hudi	HT: 2010-2
	Zoltán Kővágó	DT: 1998-1
	Gábor Máté	DT: 1998-3
	Kristóf Németh	HT: 2006-2
	Bence Pásztor	HT: 2012-2, 2014-2
	Miklós Roth	400mH: 1994-2
	Roland Varga	DT: 1996-2
	Attila Zsivóczky	Dec: 1996-1
Women	Réka Gyurátz	HT: 2014-2
	Dóra Györfly	HJ: 1996-2
	Rita Ináncsi	Hep: 1990-2
	Fanni Juhász	PV: 2000-3=
	Reka Kovács	JT: 1994-3
	Xénia Kriszán	Hep: 2012-2
	Jenny Ozorai	HT: 2008-3
	Nikolett Szabó	JT: 1996-2
	Szabina Szucs	Hep: 2021-3
	Anna Tóth	100mH: 2021-3

INA / Indonesia

Years Competed: 1986 / 1992 / 1996 / 2000 / 2006 / 2008 /
2010 / 2012 / 2014 / 2016 / 2018

Placing Table:

Men	Gold	Silver	Bronze	4th	5th	6th	7th	8th
2018	1	-	-	-	-	-	-	-
Totals	1	-	-	-	-	-	-	-

Medallists or Highest Placings:

Men	Lalu Muhammad Zohri	100m: 2018-1
Women	Tri Asih Handayani	5000m: 1996-dnf

IND / India

Years Competed: 1986 / 1990 / 1996 / 1998 / 2000 / 2002 /
2004 / 2006 / 2008 / 2010 / 2012 / 2014 / 2016 / 2018 / 2021

Placing Tables:

Overall	Gold	Silver	Bronze	4th	5th	6th	7th	8th
2000	-	-	-	-	-	-	-	1
2002	-	-	1	-	1	-	-	1
2006	-	-	-	-	-	-	1	-
2010	-	-	-	-	-	1	1	2

2012	-	-	-	-	-	-	-	1
2014	-	-	1	-	-	-	-	-
2016	1	-	-	-	1	-	1	-
2018	1	-	-	1	1	2	-	-
2021	-	2	1	3	1	1	1	1
Totals	2	2	3	4	4	4	4	6

Men	Gold	Silver	Bronze	4th	5th	6th	7th	8th
2000	-	-	-	-	-	-	-	1
2002	-	-	-	-	1	-	-	1
2006	-	-	-	-	-	-	1	-
2010	-	-	-	-	-	-	1	1
2012	-	-	-	-	-	-	-	1
2016	1	-	-	-	1	-	1	-
2018	-	-	-	1	1	2	-	-
2021	-	1	-	1	1	1	-	-
Totals	1	1	-	2	4	3	3	4

Women	Gold	Silver	Bronze	4th	5th	6th	7th	8th
2002	-	-	1	-	-	-	-	-
2010	-	-	-	-	-	1	-	1
2014	-	-	1	-	-	-	-	-
2018	1	-	-	-	-	-	-	-
2021	-	1	-	2	-	-	1	1
Totals	1	1	2	2	-	1	1	2

Uni	Gold	Silver	Bronze	4th	5th	6th	7th	8th
2021	-	-	1	-	-	-	-	-
Totals	-	-	1	-	-	-	-	-

Medallists:

Men	Abdul Razak Cherankulangara	u4x400mR: 2021-3 (ran ht)
	Neeraj Chopra	JT: 2016-1
	Kapil	u4x400mR: 2021-3
	Amit Khatri	10,000mW: 2021-2
	Barath Sridhar	u4x400mR: 2021-3
Women	Seema Antil	DT: 2002-3
	Hima Das	400m: 2018-1
	Navjeet Kaur Dhillon	DT: 2014-3
	Priya Mohan	u4x400mR: 2021-3
	Shaili Singh	LJ: 2021-2
	Summy	u4x400mR: 2021-3

IRI / Iran

Years Competed: 1990 / 2004 / 2006 / 2010 / 2012 / 2014 / 2016 / 2018 / 2021

Placing Tables:

Overall	Gold	Silver	Bronze	4th	5th	6th	7th	8th
2004	1	-	-	1	-	-	-	-
2006	-	1	-	1	-	-	-	-
2018	-	-	-	-	-	-	1	-
2021	-	-	-	2	1	1	-	-
Totals	1	1	-	4	1	1	1	-

Men	Gold	Silver	Bronze	4th	5th	6th	7th	8th
2004	1	-	-	1	-	-	-	-
2006	-	1	-	1	-	-	-	-
2018	-	-	-	-	-	-	1	-
2021	-	-	-	2	1	-	-	-
Totals	1	1	-	4	1	-	1	-

Women	Gold	Silver	Bronze	4th	5th	6th	7th	8th
2021	-	-	-	-	-	1	-	-
Totals	-	-	-	-	-	1	-	-

Medallists or Highest Placings:

Men	Ehsan Hadadi	DT: 2004-1
	Mahmoud Samimi	DT: 2006-2
Women	Mahla Mahroghi	DT: 2021-6

IRL / Ireland

Years Competed: 1986 / 1988 / 1990 / 1992 / 1994 / 1996 / 1998 / 2000 / 2002 / 2004 / 2006 / 2008 / 2010 / 2012 / 2014 / 2016 / 2018

Placing Tables:

Overall	Gold	Silver	Bronze	4th	5th	6th	7th	8th
1994	-	1	-	-	-	-	-	-
1996	-	-	-	-	-	-	-	1
1998	-	-	-	-	-	1	-	-
2000	-	-	-	-	-	1	1	1
2002	-	-	-	-	-	1	1	-
2010	-	1	-	-	-	-	-	-
2012	-	-	-	-	1	-	-	-
2016	-	-	-	-	1	-	-	-
2018	-	2	-	-	-	-	-	1
Totals	-	4	-	-	2	3	2	3

Men	Gold	Silver	Bronze	4th	5th	6th	7th	8th
1994	-	1	-	-	-	-	-	-
1996	-	-	-	-	-	-	-	1
1998	-	-	-	-	-	1	-	-
2002	-	-	-	-	-	-	1	-
2012	-	-	-	-	1	-	-	-
Totals	-	1	-	-	1	1	1	1

Women	Gold	Silver	Bronze	4th	5th	6th	7th	8th
2000	-	-	-	-	-	1	1	1
2002	-	-	-	-	-	1	-	-
2010	-	1	-	-	-	-	-	-
2016	-	-	-	-	1	-	-	-
2018	-	2	-	-	-	-	-	1
Totals	-	3	-	-	1	2	1	2

Medallists:

Men	Antoine Burke	HJ: 1994-2
Women	Rhasidat Adeleke	4x100mR: 2018-2 (ran ht)
	Gina Akpe-Moses	4x100mR: 2018-2
	Patience Jumbo-Gula	4x100mR: 2018-2
	Sommer Lecky	HJ: 2018-2
	Ciara Mageean	1500m: 2010-2
	Ciara Neville	4x100mR: 2018-2
	Molly Scott	4x100mR: 2018-2

IRQ / Iraq

Years Competed: 1986 / 2010 / 2012 / 2016 / 2018 / 2021

Placing Table:

Men	Gold	Silver	Bronze	4th	5th	6th	7th	8th
2016	-	-	-	-	-	-	-	1=
Totals	-	-	-	-	-	-	-	1=

Highest Placings:

Men	Muntaher Faleh Abdelwahid	PV: 2016-8=
Women	Gulustan Mahmood	400m: 2010-6s1

ISL / Iceland

Years Competed: 1986 / 1988 / 1990 / 1994 / 1998 / 2000 / 2002 / 2004 / 2008 / 2010 / 2012 / 2014 / 2016 / 2018 / 2021

Placing Table:

Women	Gold	Silver	Bronze	4th	5th	6th	7th	8th
2004	-	-	-	-	-	1	-	-
2008	-	-	-	-	-	-	1	-
2010	-	-	1	-	-	-	-	1
2012	-	-	-	1	-	-	-	-
2021	-	-	-	1	-	-	-	-
Totals	-	-	1	2	-	1	1	1

Medallists or Highest Placings:

Men	Tristan Jónsson	Dec: 2016-9
Women	Helga Thorsteinsdóttir	Hep: 2010-3

ISR / Israel

Years Competed: (all) 1986 / 1988 / 1990 / 1992 / 1994 / 1996 / 1998 / 2000 / 2002 / 2004 / 2006 / 2008 / 2010 / 2012 / 2014 / 2016 / 2018 / 2021

Placing Tables:

Overall	Gold	Silver	Bronze	4th	5th	6th	7th	8th
2000	-	-	-	-	-	1	1=	-
2004	-	-	-	1	-	-	-	-
2006	-	1	-	-	-	-	-	-
2008	-	-	-	-	-	1	-	-
2012	-	-	-	1=	-	-	-	-
2021	1	-	-	-	-	-	1	-
Totals	1	1	-	1+1=	-	2	1+1=	-

Men	Gold	Silver	Bronze	4th	5th	6th	7th	8th
2000	-	-	-	-	-	1	1=	-
2006	-	1	-	-	-	-	-	-
2008	-	-	-	-	-	1	-	-
2012	-	-	-	1=	-	-	-	-
2021	1	-	-	-	-	-	1	-
Totals	1	1	-	1=	-	2	1+1=	-

Women	Gold	Silver	Bronze	4th	5th	6th	7th	8th
2004	-	-	-	1	-	-	-	-
Totals	-	-	-	1	-	-	-	-

Medallists or Highest Placings:

Men	Jonathan Kapitolnik	HJ: 2021-1
	Niki Palli	HJ: 2006-2
Women	Sivan Jean	SP: 2004-4

ISV / US Virgin Islands

Years Competed: 1986 / 1988 / 1998 / 2000 / 2002 / 2006 / 2008 / 2010 / 2012 / 2014 / 2016 / 2018 / 2021

Placing Tables:

Overall	Gold	Silver	Bronze	4th	5th	6th	7th	8th
2010	-	-	1	-	-	-	1	-
Totals	-	-	1	-	-	-	1	-

Men	Gold	Silver	Bronze	4th	5th	6th	7th	8th
2010	-	-	1	-	-	-	-	-
Totals	-	-	1	-	-	-	-	-

Women	Gold	Silver	Bronze	4th	5th	6th	7th	8th
2010	-	-	-	-	-	-	1	-
Totals	-	-	-	-	-	-	1	-

Medallists or Highest Placings:

Men	Leslie Murray	400mH: 2010-3
Women	Allison Peter	200m: 2010-7

ITA / Italy

Years Competed: (all) 1986 / 1988 / 1990 / 1992 / 1994 / 1996 / 1998 / 2000 / 2002 / 2004 / 2006 / 2008 / 2010 / 2012 / 2014 / 2016 / 2018 / 2021

Placing Tables:

Overall	Gold	Silver	Bronze	4th	5th	6th	7th	8th
1986	-	1	-	1	2	1	-	-
1988	-	-	1	1+1=	1	1	1	3
1990	-	-	1	-	2	3	2	1+1=
1992	1	-	-	-	1	3	2	3
1994	-	1	2	2	1	-	4	-
1996	-	-	1	-	1	1	1	-
1998	-	-	1+1=	-	-	-	3	-
2000	-	-	-	1	-	2	1	-
2002	-	-	-	3	1	-	-	2
2004	2	-	1	-	-	1	1+1=	2
2006	-	-	-	-	-	-	1	1
2008	-	-	-	1	-	1	1	-
2010	-	1	1	1	1	1	2	-
2012	1	-	1	-	-	-	-	1
2014	-	-	-	-	-	1	3	-
2016	-	2	-	-	1	-	2	1
2018	1	-	-	2	3	1	1	4
2021	-	1	1	2	1+1=	5	1	3
Totals	5	6	10+1=	14+1=	15+1=	21	26+1=	21+1=

Men	Gold	Silver	Bronze	4th	5th	6th	7th	8th
1986	-	1	-	1	-	1	-	-
1988	-	-	-	1=	1	1	-	1
1990	-	-	1	-	2	2	1	1
1992	1	-	-	-	1	1	1	1
1994	-	-	2	2	-	-	1	-
1996	-	-	1	-	-	1	-	-
1998	-	-	1=	-	-	-	1	-
2000	-	-	-	-	-	2	-	-
2002	-	-	-	-	1	-	-	1
2004	2	-	-	-	-	-	-	1
2006	-	-	-	-	-	-	-	1
2008	-	-	-	1	-	1	1	-
2010	-	1	-	-	1	1	-	-
2014	-	-	-	-	-	1	1	-
2016	-	1	-	-	1	-	1	-
2018	1	-	-	1	2	-	-	1
2021	-	1	-	1	1=	2	1	2
Totals	4	4	4+1=	6+1=	9+1=	13	8	9

Women	Gold	Silver	Bronze	4th	5th	6th	7th	8th
1986	-	-	-	-	2	-	-	-
1988	-	-	1	1	-	-	1	2
1990	-	-	-	-	-	1	1	1=
1992	-	-	-	-	-	2	1	2
1994	-	1	-	-	1	-	3	-
1996	-	-	-	-	1	-	1	-
1998	-	-	1	-	-	-	2	-
2000	-	-	-	1	-	-	1	-
2002	-	-	-	3	-	-	-	1
2004	-	-	1	-	-	1	1+1=	1
2006	-	-	-	-	-	-	1	-
2010	-	-	1	1	-	-	2	-
2012	1	-	1	-	-	-	-	1
2014	-	-	-	-	-	-	2	-
2016	-	1	-	-	-	-	1	1
2018	-	-	-	1	1	1	1	3
2021	-	-	1	1	1	2	-	1
Totals	1	2	6	8	6	7	18+1=	12+1=

Uni	Gold	Silver	Bronze	4th	5th	6th	7th	8th
2021	-	-	-	-	-	1	-	-
Totals	-	-	-	-	-	1	-	-

Medallists:

Men	Giuliano Battocletti	5000m: 1994-3
	Lorenzo Benati	4x400mR: 2018-1 (ran ht)
	Francesco Bennici	5000m: 1990-3
	Salvatore Cacia	10,000mW: 1986-2
	Giuseppe Gibilisco	PV: 1998-3=
	Klaudio Gjetja	4x400mR: 2018-1
	Andrew Howe	200m: 2004-1; LJ: 2004-1
	Antonello Landi	20km: 1994-3
	Massimiliano Lui	HJ: 2021-2
	Andrea Romani	4x400mR: 2018-1
	Ashraf Saber	400mH: 1992-1
	Edoardo Scotti	4x400mR: 2018-1
	Francesco Scuderi	100m: 1996-3
	Alessandro Sibilio	4x400mR: 2018-1
	Claudio Stecchi	PV: 2010-2
	Filippo Tortu	100m: 2016-2
Women	Alexandra Almici	4x400mR: 2021-3
	Maria Chiara Baccini	LJ: 1998-3
	Roberta Bruni	PV: 2012-3
	Virna De Angeli	400mH: 1994-2
	Angelica Ghergo	4x400mR: 2021-3
	Laura Gibilisco	HT: 2004-3
	Maria Grazia Orsani	5000mW: 1988-3
	Alessandra Iezzi	4x400mR: 2021-3
	Federica Pansini	4x400mR: 2021-3
	Noemi Stella	10,000mW: 2016-2
	Alessia Trost	HJ: 2012-1
	Elena Vallortigara	HJ: 2010-3

IVB / British Virgin Islands

Years Competed: 1986 / 1988 / 1992 / 1994 / 1998 / 2002 / 2004 / 2006 / 2008 / 2010 / 2012 / 2014 / 2016 / 2018

Placing Tables:

Overall	Gold	Silver	Bronze	4th	5th	6th	7th	8th
2010	-	-	-	1	-	-	-	1
2016	-	-	1	-	-	-	-	-
Totals	-	-	1	1	-	-	-	1

Men	Gold	Silver	Bronze	4th	5th	6th	7th	8th
2016	-	-	1	-	-	-	-	-
Totals	-	-	1	-	-	-	-	-

Women	Gold	Silver	Bronze	4th	5th	6th	7th	8th
2010	-	-	-	1	-	-	-	1
Totals	-	-	-	1	-	-	-	1

Medallists or Highest Placings:

Men	Kyron McMaster	400mH: 2016-3
Women	Chantel Malone	LJ: 2010-4

JAM / Jamaica

Years Competed: (all) 1986 / 1988 / 1990 / 1992 / 1994 / 1996 / 1998 / 2000 / 2002 / 2004 / 2006 / 2008 / 2010 / 2012 / 2014 / 2016 / 2018 / 2021

Placing Tables:

Overall	Gold	Silver	Bronze	4th	5th	6th	7th	8th
1986	-	-	2	-	-	-	-	-
1988	-	-	1	-	-	1	3	1
1990	2	2	-	1	2	-	1	-
1992	3	3	3	1	-	1	1	1
1994	2	1	-	1	1	2	2	1
1996	-	1	1	1	-	1	2	1

1998	2	1	3	2	2	1	1	1
2000	3	4	1	2	3	1	2	2
2002	2	5	4	3	2	2	-	1
2004	-	4	5	-	-	-	1	-
2006	2	1	5	1	1	4	1	-
2008	1	4	1	2	-	1	-	2
2010	1	1	1	3	3	-	1	-
2012	2	2	1	2	2	-	1	3
2014	1	2	3	1	-	1	1	-
2016	2	3	3	2	-	2	-	-
2018	4	5	3	1	1	1	2	-
2021	3	6	2	2	-	1	4	1
Totals	30	45	39	25	17	19	23	14

Men	Gold	Silver	Bronze	4th	5th	6th	7th	8th
1986	-	-	1	-	-	-	-	-
1988	-	-	1	-	-	-	1	1
1990	-	-	-	-	1	-	1	-
1992	-	1	-	1	-	-	-	-
1994	1	1	-	-	-	1	2	-
1996	-	-	-	-	-	1	2	1
1998	1	-	2	1	-	1	-	1
2000	1	2	-	1	2	1	-	1
2002	1	2	2	1	1	-	-	1
2004	-	1	1	-	-	-	-	-
2006	1	-	1	1	1	2	-	-
2008	1	2	1	2	-	-	-	-
2010	1	1	-	1	1	-	1	-
2012	1	1	1	1	2	-	-	1
2014	1	1	3	1	-	-	-	-
2016	1	-	2	2	-	2	-	-
2018	2	3	2	1	1	-	2	-
2021	-	5	2	-	-	1	-	1
Totals	12	20	19	13	9	9	9	7

Women	Gold	Silver	Bronze	4th	5th	6th	7th	8th
1986	-	-	1	-	-	-	-	-
1988	-	-	-	-	-	1	2	-
1990	2	2	-	1	1	-	-	-
1992	3	2	3	-	-	1	1	1
1994	1	-	-	1	1	1	-	1
1996	-	1	1	1	-	-	-	-
1998	1	1	1	1	2	-	1	-
2000	2	2	1	1	1	-	2	1
2002	1	3	2	2	1	2	-	-
2004	-	3	4	-	-	-	1	-
2006	1	1	4	-	-	2	1	-
2008	-	2	-	-	-	1	-	2
2010	-	-	1	2	2	-	-	-
2012	1	1	-	1	-	-	1	2
2014	-	1	-	-	-	1	1	-
2016	1	3	1	-	-	-	-	-
2018	2	2	1	-	-	1	-	-
2021	3	1	-	1	-	-	4	-
Totals	18	25	20	11	8	10	14	7

Uni	Gold	Silver	Bronze	4th	5th	6th	7th	8th
2021	-	-	-	1	-	-	-	-
Totals	-	-	-	1	-	-	-	-

Medallists:

Men	Nathon Allen	4x400mR: 2014-3
	Devontie Archer	400mH: 2021-3; 4x400mR: 2021-2
	Nickel Ashmeade	200m: 2008-2; 4x100mR: 2008-2
	Sanjay Ayre	4x400mR: 1998-3
	Oshane Bailey	4x100mR: 2008-2
	Roy Bailey	4x100mR: 1998-1
	Sean Bailey	4x400mR: 2016-3
	Winston Barnes	4x100mR: 2006-1

DeWayne Barrett 4x400mR: 2000-1 (ran ht)
 Jeremy Bembridge 4x400mR: 2021-2
 Orlando Bennett 110mH: 2018-2; 4x100mR: 2018-2 (ran ht)

Yohan Blake 100m: 2006-3; **4x100mR: 2006-1**, 2008-2

Usain Bolt **200m: 2002-1**; 4x100mR: 2002-2; 4x400mR: 2002-2

Bernard Brady 4x100mR: 2010-2
 Anthony Carpenter 4x400mR: 2016-3
 Nesta Carter 4x100mR: 2004-2 (ran ht)
 Raheem Chambers 4x100mR: 2014-3 (ran ht)

Kai Chang **DT: 2018-1**
 Anthony Christie 4x400mR: 1986-3
 Davian Clarke 4x400mR: 1992-2, 1994-2
 Edward Clarke 4x400mR: 1992-2
 Edward Clarke 4x100mR: 2014-3

Sékou Clarke **4x400mR: 2000-1**, 2002-2

Pete Coley **4x400mR: 2000-1**
 Leroy Colquhoun 4x400mR: 1998-3
 Twayne Crooks 4x400mR: 2014-3

Fedrick Dacres **DT: 2012-1**
 Howard Davis 4x400mR: 1986-3
 Sandrey Davison 4x100mR: 2021-2
 Rasheed Dwyer 4x100mR: 2008-2 (ran ht)
 Nigel Ellis 200m: 2016-3
 Daniel England 4x400mR: 1988-3
 Dwayne Extol 4x100mR: 2010-2 (ran ht)
 Kawayne Fisher 4x100mR: 2004-2
 Aykeeme Francis 4x400mR: 2016-3 (ran ht)
 Andrew Gilipps 4x100mR: 2021-2
 Senoj-Jay Givans 4x100mR: 2012-2 (ran ht)
 Jermaine Gonzales 400m: 2002-3; 4x400mR: 2002-2

Tahj Hamm 4x400mR: 2021-2
 Antonio Hanson 4x400mR: 2021-2 (ran ht)
 Greg Haughton 4x400mR: 1992-2
 Ivan Henry 4x400mR: 2014-3 (ran ht)
 Omar Henry 4x400mR: 1998-3
 Jaydon Hibbert TJ: 2021-2
 Winston Hutton 4x100mR: 2002-2

Jaheel Hyde **400mH: 2014-1, 2016-1**;
 4x400mR: 2014-3

Cawayne Jervis **4x100mR: 2006-1**
 Carey Johnson 4x400mR: 1986-3 (ran ht), 1988-3

Malachi Johnson 4x400mR: 2021-2
 Kavion Kerr LJ: 2021-3

Dexter Lee **100m: 2008-1, 2010-1**;
 4x100mR: 2008-2, 2010-2
 4x100mR: 2021-2

Bryan Levell 4x400mR: 2014-3
 Martin Manley HJ: 2000-2, 2002-3
 Germaine Mason 4x400mR: 1986-3
 Thomas Mason 110mH: 2014-2
 Tyler Mason 4x100mR: 2018-2

Michael McDonald **400m: 1994-1**; 4x400mR: 1994-2

Rohan McDonald 4x400mR: 1994-2
 Carl McPherson 4x400mR: 1992-2
 Dwayne Miller 4x400mR: 1998-3
 Jevaughn Minzie 4x100mR: 2012-2, 2014-3
 Alexavier Monfries 4x100mR: 2021-2
 Ralford Mullings DT: 2021-2
 Jahazeel Murphy 4x100mR: 2012-2
 Jermaine Myers 4x400mR: 2002-2
 Xavier Nairne 4x100mR: 2018-2
 Orion Nicely 4x100mR: 2002-2
 Michael O'Hara 200m: 2014-3; 4x100mR: 2014-3

Lyndale Patterson 4x400mR: 1986-3
 Wayne Pinnock LJ: 2018-3
 Yhann Plummer 4x100mR: 2002-2;
 4x400mR: 2002-2 (ran ht)

Anthony Pryce 4x400mR: 1988-3
 Lorenzo Robinson 4x400mR: 1994-2 (ran ht)
 Raheem Robinson 4x100mR: 2014-3
 Michael Rose 4x400mR: 1988-3
Renaldo Rose 100m: 2004-3; **4x100mR: 2004-2, 2006-1**

Aldwyn Sappleton **4x400mR: 2000-1**
 Chantz Sawyers 400m: 2018-3
Brandon Simpson 400m: 2000-2; **4x400mR: 2000-1**
 O'Dean Skeen 100m: 2012-3; 4x100mR: 2010-2, 2012-2

Steve Slowly **4x100mR: 1998-1**
 Michael Stephens 4x100mR: 2018-2
 Keiron Stewart 110mH: 2008-3
 Kevin Stewart 4x100mR: 2004-2
 Christopher Taylor 400m: 2018-2; 4x100mR: 2018-2; 4x400mR: 2016-3

Collin Thomas **4x100mR: 1998-1**;
 4x400mR: 1998-3 (ran ht)

Damion Thomas **110mH: 2018-1**
 Dwight Thomas 100m: 1998-3
 Terry Thomas 4x400mR: 2016-3

Paul Thompson **4x100mR: 1998-1**
 Brandon Tomlinson 4x100mR: 2010-2
 Tyquendo Tracey 4x100mR: 2012-2
 Vashaun Vascianna 110mH: 2021-2
 Mario Watts 4x400mR: 1994-2
 Ian Weakley 4x400mR: 1992-2 (ran ht)
 Andre Wellington 4x100mR: 2004-2
 Waseem Williams 4x100mR: 2014-3 (ran ht)

Women
 Brittany Anderson 100mH: 2018-2
 Nickesha Anderson 200m: 2004-3; 4x100mR: 2004-2
 Shawna Anderson 4x100mR: 2008-2
 Aleen Bailey 4x100mR: 1996-2, 1998-3
 Marjorie Bailey 4x400mR: 1990-2 (ran ht)
 Alliah Baker 4x400mR: 2021-2
Allison Beckford 400mH: 1998-2; **4x400mR: 1998-1**
 Chanice Bonner 4x100mR: 2014-2 (ran ht)
 Naffene Briscoe 4x100mR: 2006-3
 Junelle Bromfield 400m: 2016-3; 4x400mR: 2016-2
 100mH: 2016-2
 Rushelle Burton 4x100mR: 2004-2, 2006-3
 Schillonie Calvert 4x100mR: 2014-2
 Saquikine Cameron **4x100mR: 1990-1**
Revolie Campbell **100m: 2000-1**; **200m: 2000-1**; 4x100mR: 2000-2
Veronica Campbell **4x100mR: 1992-1**
 Kettiany Clarke 4x100mR: 2006-3 (ran ht)
Tia Clayton **4x100mR: 2021-1**
Tina Clayton **100m: 2021-1**; **4x100mR: 2021-1**
 Nyoka Cole 4x400mR: 2004-3
Serena Cole **4x100mR: 2021-1**
 Winsome Cole 400mH: 1992-3; 4x400mR: 1990-2, 1992-2 (ran ht)
 4x100mR: 2014-2

Kadisha Dallas 4x100mR: 2014-2
Peta-Gaye Dowdie **4x100mR: 1994-1** (ran ht), 1996-2
 4x400mR: 2010-3 (ran ht)

Danielle Dowie **4x400mR: 1998-1**
Keasha Downer 4x400mR: 2021-2
 Daena Dyer 4x100mR: 2008-2
 Gayon Evans 4x100mR: 2008-2

Simone Facey	100m: 2002-2; 4x100mR: 2002-1
Sandrae Farquharson	4x400mR: 2012-2
Sashalee Forbes	4x100mR: 2014-2
Aallyyah Francis	4x400mR: 2021-2
Merlene Frazer	100m: 1992-3; 200m: 1992-3; 4x100mR: 1990-1, 1992-1
Kareen Gayle	4x400mR: 2000-2
Petagay Gayle	4x400mR: 1998-1
Chris Ann Gordon	4x400mR: 2010-3
Natoya Goule	4x400mR: 2010-3
Noelle Graham	4x100mR: 2000-2
Ellen Grant	4x400mR: 1992-2
Patricia Hall	4x400mR: 1998-1
Kerrica Hill	4x100mR: 2021-1
Shericka Jackson	4x400mR: 2012-2
Olivia James	4x400mR: 2012-2
Tiffany James	400m: 2016-1 ; 4x400mR: 2016-2
Tanya Jarrett	400mH: 1996-3
Danielle Jeffrey	4x100mR: 2008-2 (ran ht)
Kaycea Jones	4x100mR: 2008-2
Janielle Josephs	4x400mR: 2018-3
Shannon Kalawan	400mH: 2016-2; 4x400mR: 2016-2
Beverley Langley	4x100mR: 1992-1 (ran ht), 1994-1
Anasthasia Le-Roy	4x100mR: 2006-3
Genekee Leith	4x400mR: 2012-2 (ran ht)
Jura Levy	4x100mR: 2008-2
Shereefa Lloyd	4x100mR: 2000-2 (ran ht)
Chrissani May	4x400mR: 2018-3 (ran ht)
Latoya McDermott	4x400mR: 2006-3
Roneisha McGregor	4x400mR: 2016-2 (ran ht)
Anneisha McLaughlin	200m: 2002-2, 2004-2; 4x100mR: 2002-1 , 2004-2; 4x400mR: 2000-2, 2004-3 (ran ht)
Nikole Mitchell	100m: 1990-2, 1992-1 ; 4x100mR: 1990-1, 1992-1
Sheryl Morgan	400m: 2002-3; 4x400mR: 2000-2
Jody-Ann Muir	4x400mR: 2010-3
Ackera Nugent	100mH: 2021-1
Kashain Page	4x400mR: 2000-2 (ran ht)
Nadine Palmer	4x100mR: 2000-2, 2002-1 (ran ht)
Debbie-Ann Parris	4x400mR: 1992-2
Saran Patterson	4x100mR: 1996-2
Sherene Pinnock	400mH: 2004-3, 2006-3; 4x400mR: 2004-3, 2006-3
Jodi-Ann Powell	4x100mR: 2004-2 (ran ht)
Kerry-Ann Richards	4x100mR: 1994-1
Sandie Richards	400m: 1986-3
Annalee Robinson	4x400mR: 2021-2
Camille Robinson	400mH: 2002-3
Tulia Robinson	4x100mR: 1994-1 , 1996-2, 1998-3
Tracy-Ann Rowe	4x100mR: 2004-2
Carrie Russell	100m: 2006-3; 4x100mR: 2006-3
Gillian Russell	100mH: 1990-1, 1992-1 ; 4x100mR: 1990-1, 1992-1
Janieve Russell	400mH: 2012-1 ; 4x400mR: 2010-3, 2012-2
Shiann Salmon	400mH: 2018-2; 4x400mR: 2018-3
Catherine Scott	4x400mR: 1990-2, 1992-2
Lisa Sharpe	4x100mR: 1998-3

Sashanie Simpson	4x400mR: 1998-1 (ran ht)
Sherone Simpson	4x100mR: 2002-1
Kimberly Smith	4x100mR: 2004-2 (ran ht)
Kaliese Spencer	400mH: 2006-1 ; 4x400mR: 2006-3
Kerron Stewart	4x100mR: 2000-2, 2002-1
Sonita Sutherland	400m: 2004-2, 2006-2; 4x400mR: 2004-3, 2006-3
Colisha Taylor	4x400mR: 2018-3
Kay-Ann Thompson	800m: 2004-3
Shana-Gaye Tracey	4x400mR: 2006-3 (ran ht)
Inez Turner	4x400mR: 1990-2
Astia Walker	4x100mR: 1994-1
Melaine Walker	400mH: 2000-3, 2002-2; 4x100mR: 1998-3; 4x400mR: 2000-2
Natalliah Whyte	4x100mR: 2014-2
Briana Williams	100m: 2018-1 ; 200m: 2018-1
Claudine Williams	400m: 1992-2; 4x400mR: 1990-2, 1992-2
Shellene Williams	4x400mR: 1998-1 (ran ht), 2000-2 (ran ht)
Shermaine Williams	100mH: 2008-2
Shimayra Williams	4x100mR: 2014-2 (ran ht)
Stacey-Ann Williams	4x400mR: 2016-2, 2018-3
Maris Wisdom	4x400mR: 2004-3

JOR / Jordan

Years Competed: 1994 / 2002 / 2004 / 2006 / 2008 / 2010 / 2016 / 2018

Highest Placings:

Men	Mohammad Al-Masri	100m: 2004-6h1
Women	Aliya Boshnak	200m: 2016-6h3
	Rima Taha	LJ: 2006-26Q

JPN / Japan

Years Competed: 1986 / 1988 / 1990 / 1992 / 1994 / 1996 / 1998 / 2000 / 2002 / 2004 / 2006 / 2008 / 2010 / 2012 / 2014 / 2016 / 2018

Placing Tables:

	Overall	Gold	Silver	Bronze	4th	5th	6th	7th	8th
1986	-	1	-	-	-	-	-	1	2
1988	-	-	-	-	-	1	2	-	-
1990	-	2	1	-	1	1	3	5	4
1992	-	-	4	2	1+1=	3	5	4	4
1994	1	1	3	1	3	3	1+1=	3	3
1996	-	1	1	2	1	3	4	-	-
1998	-	-	1	1	1	1	2	3	3
2000	-	-	3	2	2	-	2	-	-
2002	1	-	1	1	3	-	3	1	1
2004	-	-	4	2	2	3	2	1	1
2006	-	-	2	-	-	2	2	2	2
2008	-	-	-	1	1	1	1+1=	1	1
2010	1	3	2	1	3	-	2	4	4
2012	-	1	2	-	-	1	3	3	3
2014	1	3	2	3	1	4	4	3	3
2016	-	1	1	1	1	3	3	6	6
2018	2	2	2	4	1	1	2	3	3
Totals	6	15	29	21	22+1=	28	40+2=	38	38
Men	Gold	Silver	Bronze	4th	5th	6th	7th	8th	
1986	-	1	-	-	-	-	-	1	
1988	-	-	-	-	1	2	-	-	

1990	-	1	-	-	1	-	3	2
1992	-	-	3	1	-	1	4	4
1994	-	1	2	1	3	-	1+1=	1
1996	-	1	1	2	1	1	2	-
1998	-	-	1	1	-	1	2	2
2000	-	-	2	1	2	-	1	-
2002	-	-	1	1	1	-	3	1
2004	-	-	3	-	1	1	1	1
2006	-	-	1	-	-	1	1	1
2008	-	-	-	1	-	1	1+1=	-
2010	1	2	1	1	1	-	2	2
2012	-	1	2	-	-	1	3	1
2014	1	3	2	2	1	1	3	2
2016	-	1	1	1	1	2	3	2
2018	1	-	2	2	1	-	1	2
Totals	3	11	22	14	14	12	31+2=	22

Women	Gold	Silver	Bronze	4th	5th	6th	7th	8th
1986	-	-	-	-	-	-	1	1
1990	-	1	1	-	-	1	-	-
1992	-	-	1	1	1+1=	2	1	-
1994	1	-	1	-	-	3	-	2
1996	-	-	-	-	-	2	2	-
1998	-	-	-	-	1	-	-	1
2000	-	-	1	1	-	-	1	-
2002	1	-	-	-	2	-	-	-
2004	-	-	1	2	1	2	1	-
2006	-	-	1	-	-	1	1	1
2008	-	-	-	-	1	-	-	1
2010	-	1	1	-	2	-	-	2
2012	-	-	-	-	-	-	-	2
2014	-	-	-	1	-	3	1	1
2016	-	-	-	-	-	1	-	4
2018	1	2	-	2	-	1	1	1
Totals	3	4	7	7	8+1=	16	9	16

Medallists:

Men	Takatoshi Abe	400mH: 2010-2
	Aska Cambridge	4x100mR: 2012-3
	Genki Dean	JT: 2010-2
	Masaki Ejima	PV: 2018-3
	Ryo Fujimori	4x400mR: 1996-2 (ran ht)
	Tetsuhiro Furuta	10,000m: 1996-3
	Takumu Furuya	110mH: 2016-3
	Akiyuki Hashimoto	4x100mR: 2012-3
	Yuki Hashioka	LJ: 2018-1
	Hiroyuki Hayashi	4x400mR: 1992-3
	Shota Iizuka	200m: 2010-1
	Yosuke Inoue	4x400mR: 2002-3
	Wataru Inuzuka	4x100mR: 2016-2
	Shinji Ishikawa	400m: 2000-3
	Shunsuke Izumiya	110mH: 2018-3
	Hiroshi Kakimori	400mH: 1986-2
	Kazuki Kanamori	4x100mR: 2012-3
	Nobuya Kato	400m: 2014-2; 4x400mR: 2014-2
	Takuya Kawakami	4x100mR: 2014-2
	Takahiro Kimino	HJ: 1992-3
	Yoshihide Kiryu	100m: 2014-3; 4x100mR: 2014-2
	Takamasa Kitagawa	4x400mR: 2014-2
	Kazuya Kitamura	4x100mR: 2000-3
	Yuki Koike	4x100mR: 2014-2
	Takahiro Matsumoto	400mH: 2012-2
	Daisuke Matsunaga	10,000mW: 2014-1
	Hisashi Miyazaki	4x100mR: 2000-3
	Takashi Mogi	4x100mR: 2000-3
	Masaharu Mori	4x100mR: 2014-2
	Shinji Morita	4x400mR: 1996-2
	Yukifumi Murakami	JT: 1998-3

Tadashi Nishihata	4x400mR: 1992-3	
Hiroyuki Noda	4x100mR: 2004-3; 4x400mR: 2004-3	
Michitane Noda	10,000m: 1994-3	
Masayuki Okusako	4x400mR: 1996-2	
Yusuke Omae	4x100mR: 2000-3	
Ryuji Ono	10,000m: 2004-3	
Tomonari Ono	4x400mR: 1992-3	
Kazuma Oseto	4x100mR: 2012-3	
Kenta Oshima	4x100mR: 2016-2	
Kazunori Ota	4x400mR: 2004-3	
Takumi Saito	10,000mW: 2012-3	
Yoshihiko Saito	400mH: 1990-2	
Daisuke Sakai	4x400mR: 2002-3	
Yudai Sasaki	4x400mR: 2004-3	
Naohiro Shinada	4x100mR: 2004-3	
Shotaro Shiroyama	LJ: 2014-3	
Yuichi Shokawa	4x100mR: 2004-3	
Takayuki Sudo	4x400mR: 1992-3	
Teppei Suzuki	4x400mR: 2004-3	
Yusuke Suzuki	10,000mW: 2006-3	
Shigeru Tagawa	LJ: 1994-3	
Hiroki Takahashi	4x400mR: 1996-2	
Kenji Takao	10,000m: 1994-2	
Ippei Takeda	4x100mR: 2016-2	
Dai Tamesue	4x400mR: 1996-2	
Naoto Tobe	HJ: 2010-3	
Naoki Tsukahara	4x100mR: 2004-3	
Julian Walsh	4x400mR: 2014-2	
Yasuyuki Watanabe	10,000m: 1992-3	
Yuki Yamaguchi	4x400mR: 2002-3	
Jun Yamashita	4x100mR: 2016-2	
Fujio Yamauchi	4x400mR: 2002-3	
Kaisei Yui	4x400mR: 2014-2	
Women	Kumiko Ikeda	LJ: 2000-3
	Miki Itakura	5000mW: 1992-3
	Chiaki Iwamoto	5000m: 2004-3
	Yuriko Kobayashi	1500m: 2006-3
	Ayaka Kora	LJ: 2018-2
	Tomoka Kuwazoe	JT: 2018-2
	Hatsumi Matsumoto	3000m: 1990-3
	Shiori Miki	400mH: 2010-3
	Fumi Mitsumura	10,000mW: 2002-1
	Kumiko Okada	10,000mW: 2010-2
	Rika Ota	10,000m: 1990-2
	Nozomi Tanaka	3000m: 2018-1
	Yoko Yamazaki	10,000m: 1994-1
	Atsumi Yashima	1500m: 1994-3

KAZ / Kazakhstan

Years Competed: 1994 / 1996 / 1998 / 2000 / 2002 / 2004 / 2006 / 2008 / 2010 / 2012 / 2014 / 2016 / 2018 / 2021

See also USSR for 1986-1992 (Note that Kazakhstan's Igor Potapovich won the men's PV for the USSR in 1986)

Placing Tables:

Overall	Gold	Silver	Bronze	4th	5th	6th	7th	8th
1996	-	-	-	-	1	-	-	-
2000	-	-	-	1	1	-	1	-
2002	-	1	-	-	-	1	-	-
2004	-	-	-	-	-	1	1=	-
2006	-	-	1=	-	-	-	-	-
2016	-	-	-	-	-	-	-	1
Totals	-	1	1=	1	2	2	1+1=	1
Men	Gold	Silver	Bronze	4th	5th	6th	7th	8th
2000	-	-	-	1	1	-	1	-
Totals	-	-	-	1	1	-	1	-

Women	Gold	Silver	Bronze	4th	5th	6th	7th	8th
1996	-	-	-	-	1	-	-	-
2002	-	1	-	-	-	1	-	-
2004	-	-	-	-	-	1	1=	-
2006	-	-	1=	-	-	-	-	-
2016	-	-	-	-	-	-	-	1
Totals	-	1	1=	-	1	2	1=	1

Medallists or Highest Placings:

Men	Dmitriy Karpov	Dec: 2000-4
Women	Olga Alekseyeva	Hep: 2002-2
	Yekaterina Yevseyeva	HJ: 2006-3=

1992	-	1	1	1	-	-	1	-
1994	-	2	2	1	1	-	-	-
1996	-	2	1	1	1	-	-	2
1998	-	2	2	1	-	2	-	-
2000	2	2	1	-	1	-	2	-
2002	2	-	1	-	-	-	2	1
2004	2	-	-	1	1	-	-	-
2006	3	4	1	-	-	1	-	-
2008	2	1	1	1	2	-	-	-
2010	2	2	3	1	-	-	1	-
2012	3	-	2	1	2	-	-	-
2014	1	2	4	-	1	-	1	-
2016	1	1	-	2	2	2	1	-
2018	2	1	-	1	4	-	-	1
2021	3	1	2	1	-	1	-	1
Totals	26	23	22	12	15	6	9	5

KEN / Kenya

Years Competed: (all) 1986 / 1988 / 1990 / 1992 / 1994 / 1996 / 1998 / 2000 / 2002 / 2004 / 2006 / 2008 / 2010 / 2012 / 2014 / 2016 / 2018 / 2021

Placing Tables:

Overall	Gold	Silver	Bronze	4th	5th	6th	7th	8th
1986	4	4	-	-	-	-	1	-
1988	6	2	2	-	-	2	-	1
1990	4	2	2	1	-	-	1	1
1992	3	4	2	1	-	-	1	-
1994	3	4	3	1	2	-	-	-
1996	3	5	1	2	1	1	-	5
1998	3	7	3	1	-	2	-	1
2000	7	4	3	-	1	-	2	-
2002	5	1	2	1	-	-	4	2
2004	4	2	1	3	2	-	1	-
2006	6	7	2	3	-	1	-	1
2008	4	5	2	2	2	1	1	-
2010	7	4	4	1	-	1	1	1
2012	4	4	5	1	3	1	1	1
2014	4	5	7	1	2	-	1	-
2016	5	2	2	4	2	4	1	-
2018	6	4	1	2	4	-	1	2
2021	8	1	6	1	-	2	1	2
Totals	86	67	48	25	19	15	17	17

Men	Gold	Silver	Bronze	4th	5th	6th	7th	8th
1986	3	2	-	-	-	-	1	-
1988	4	2	2	-	-	2	-	1
1990	4	2	1	1	-	-	-	1
1992	3	3	1	-	-	-	-	-
1994	3	2	1	-	1	-	-	-
1996	3	3	-	1	-	1	-	3
1998	3	5	1	-	-	-	-	1
2000	5	2	2	-	-	-	-	-
2002	3	1	1	1	-	-	2	1
2004	2	2	1	2	1	-	1	-
2006	3	3	1	3	-	-	-	1
2008	2	4	1	1	-	1	1	-
2010	5	2	1	-	-	1	-	1
2012	1	4	3	-	1	1	1	1
2014	3	3	3	1	1	-	-	-
2016	4	1	2	2	-	2	-	-
2018	4	3	1	1	-	-	1	1
2021	5	-	4	-	-	1	1	1
Totals	60	44	26	13	4	9	8	12

Women	Gold	Silver	Bronze	4th	5th	6th	7th	8th
1986	1	2	-	-	-	-	-	-
1988	2	-	-	-	-	-	-	-
1990	-	-	1	-	-	-	1	-

Medallists:

Men	Benson Barus	10,000m: 1998-1
	David Bett	5000m: 2010-1
	Josphat Bett	10,000m: 2008-1
	Kipyegon Bett	800m: 2016-1
	Leonard Bett	3000mSC: 2018-2
	Jonah Birir	800m: 1988-1, 1990-2
	Matthew Birir	3000mSC: 1988-2, 1990-1
	Sammy Biwott	400mH: 1992-2
	Atoi Boru	1500m: 1992-1
	Wilfred Bungei	800m: 1998-2
	Solomon Bushendich	10,000m: 2002-3
	Elvis Cheboi	10,000m: 2014-2
	Philemon Cheboi	10,000m: 2012-2
	Richard Chelimo	10,000m: 1990-1
	David Chelule	5000m: 1996-2; 10,000m: 1996-2
	Julius Chelule	3000mSC: 1994-2, 1996-1
	Paul Chemase	3000mSC: 1994-1
	David Chemweno	3000mSC: 2000-2
	Hillary Chenonge	5000m: 2002-1
	Stephen Chepseba	3000mSC: 1992-3
	Abraham Cherono	3000mSC: 1998-2
	Cornelius Chirchir	1500m: 2000-1
	William Chirchir	800m: 1998-1
	Augustine Choge	5000m: 2004-1
	Peter Chumba	5000m: 1986-1; 10,000m: 1986-1
	Rodgers Chumo	10,000m: 2016-1
	Joseph Ebuya	5000m: 2006-3; 10,000m: 2006-2
	Benson Esho	1500m: 2004-2
	Abel Gisemba	20km: 1988-3
	Peter Githome	4x400mR: 2021-3
	Kihara Kamzee	5000m: 1998-3
	Cyrus Kataron	5000m: 2000-3
	Vincent Keter	1500m: 2021-1
	Geoffrey Kibet	800m: 2008-2
	Levy Kibet	5000m: 2021-3
	Noah Kibet	800m: 2021-3
	Titus Kibiego	3000mSC: 2014-2
	Kenneddy Kimeu	4x400mR: 2021-3
	Japheth Kimutai	800m: 1994-2
	Alex Kipchirchir	800m: 2002-1
	Robert Kipchumba	10,000m: 2000-1
	Alfred Kipketer	800m: 2014-1
	John Kipkoech	5000m: 2010-2
	Johnstone Kipkoech	2000mSC: 1986-2
	Benjamin Kipkurui	1500m: 1998-2
	Bislake Kiplagat	3000mSC: 2006-2
	Benson Kiplangat	5000m: 2021-1
	Elkana Kiprotich	4x400mR: 2021-3

Brimin Kipruto	1500m: 2004-3	Emmanuel Wanyonyi	800m: 2021-1
Consesus Kipruto	3000mSC: 2012-1	Heristone Wanyonyi	10,000mW: 2021-1
Rhonex Kipruto	10,000m: 2018-1	Joshua Wanyonyi	4x400mR: 2021-3
Salim Kipsang	10,000m: 1998-2	Albert Kiptoo Yator	3000mSC: 2010-2
Moses Kiptanui	1500m: 1990-1	Raymond Yator	3000mSC: 2000-1
Anthony Kiptoo	1500m: 2016-3	Alfred Kirwa Yego	800m: 2004-2
Barnabas Kipyego	3000mSC: 2014-1	Edward Zakayo	5000m: 2018-1
Mike Kipyego	3000mSC: 2002-1	Sally Barsosio	3000m: 1994-3; 10,000m: 1992-3
Wilfred Kirochi	1500m: 1986-1, 1988-1	Beatrice Chebet	5000m: 2018-1
Amos Kirui	3000mSC: 2016-1	Winnie Chebet	800m: 2006-2
Geoffrey Kirui	10,000m: 2012-3	Sylvia Chelangat	400m: 2021-3
Gilbert Kirui	3000mSC: 2012-2	Beatrice Chepchumba	3000m: 2000-1
Henry Kirui	5000m: 1988-1	Purity Chepkirui	1500m: 2021-1
Ismael Kirui	5000m: 1992-2; 10,000m: 1990-2	Jackline Chepkoech	3000mSC: 2021-1
David Kirwa	3000mSC: 2002-2	Jane Chepkoech	3000m: 2000-2
Mathew Kisorio	5000m: 2008-2	Caroline Chepkurui	3000mSC: 2006-1
Timothy Kitum	800m: 2012-2	Imaculata Chepkurui	5000m: 2016-2
Jackson Kivuva	800m: 2006-2	Nancy Chepkwemoi	1500m: 2010-3
Benson Koech	800m: 1992-1	Roseflina Chepngetich	3000mSC: 2014-2
Simon Koech	3000mSC: 2021-3	Mercy Chepwogen	3000m: 2012-1
Daniel Komen	5000m: 1994-1; 10,000m: 1994-1	Lydia Cheromei	10,000m: 1990-3
Willy Komen	3000mSC: 2006-1	Mercy Cherono	3000m: 2008-1, 2010-1; 5000m: 2010-2
Reuben Kosgei	3000mSC: 1998-1	Miriam Cherop	1500m: 2018-2
Nicholas Kosimbei	10,000m: 2014-3	Sharon Cherop	5000m: 2000-3
William Koskei	3000mSC: 1988-1	Faith Cherotich	3000mSC: 2021-3
Shadrack Lagat	1500m: 1996-1	Vivian Cheruiyot	5000m: 2002-3
Duncan Lebo	10,000m: 2000-2	Celphine Chespol	3000mSC: 2016-1, 2018-1
Wesley Ledama	5000m: 2016-3	Selina Chirchir	800m: 1986-1; 1500m: 1986-2
Solomon Lekuta	800m: 2018-1	Teresa Gateri	3000m: 2021-1
Moses Letoyie	5000m: 2014-3	Irene Jelagat	1500m: 2006-1
Remmy Limo	1500m: 2006-1	Faith Jemutai	5000m: 1998-2
Paul Lonyangat	10,000m: 2010-3	Daisy Jepkemei	3000mSC: 2012-1, 2014-3
James Magut	1500m: 2008-2	Janet Jepkosgei	800m: 2002-1
George Manangoi	1500m: 2018-1	Gladys Jerotich	3000mSC: 2004-1
Dennis Masai	10,000m: 2010-1	Jebiwot Keitany	10,000m: 1994-3
Joshua Masikonde	800m: 2014-2	Sheila Keter	1500m: 2014-3
Titus Mbishei	10,000m: 2008-2	Viola Kibiwot	1500m: 2002-1
Edwin Melly	800m: 2012-3	Edna Kiplagat	3000m: 1996-2, 1998-3
Kipkirui Misoi	3000mSC: 1996-2	Florence Kiplagat	5000m: 2006-2
Kipchumba Mitei	5000m: 1998-2	Faith Kipyegon	1500m: 2012-1
Philip Mosima	1500m: 1994-3	Purity Kirui	3000mSC: 2010-1
Gordon Mugi	5000m: 2000-1	Cherono Koech	800m: 2010-2
Jimmy Muindi	3000mSC: 1992-1	Pauline Korikwiang	3000m: 2006-2
David Mutinda	800m: 2010-1	Mercy Kosgei	1500m: 2006-2
Joseph Mutua	800m: 1996-1	Rose Kosgei	1500m: 2000-2
Cosmas Ndeti	20km: 1990-1	Nancy Jebet Langat	800m: 1996-3, 1998-2, 2000-1
Josephat Ndeti	10,000m: 1992-2	Norah Maraga	10,000m: 1986-2
Caleb Ndiku	1500m: 2010-1	Jackline Maranga	800m: 1994-2; 1500m: 1992-2, 1996-2
Jonathan Ndiku	3000mSC: 2008-1, 2010-1	Valentina Mateiko	3000m: 2014-3
Kipngetich Ngeno	800m: 2018-2	Naomi Misoi	800m: 1998-3
Hillary Ngetich	1500m: 2012-2, 2014-3	Lucia Muangi	3000mSC: 2010-3
Thomas Osano	20km: 1988-2	Elizabeth Mueni	3000mSC: 2008-2
Peter Rono	1500m: 1986-2	Christine Muyanga	3000mSC: 2008-1
Simeon Rono	3000mSC: 1990-3	Ann Mwangi	3000m: 1988-1
David Rudisha	800m: 2006-1	Alice Nawowuna	5000m: 2010-3
Ronald Rutto	3000mSC: 2004-1	Nelly Ngeiywo	5000m: 2008-3
Jonathan Sawe	1500m: 2014-1	Jane Ngotho	10,000m: 1988-1
Amos Serem	3000mSC: 2021-1	Mary Ngugi	5000m: 2006-3
William Sitonik	5000m: 2012-3	Jacqueline Okemwa	10,000m: 1994-2
Justus Soget	1500m: 2018-3	Lilian Rengeruk	3000m: 2014-2
James Songok	10,000m: 1988-3	Stella Rutto	3000mSC: 2012-3
Kumari Taki	1500m: 2016-1	Agnes Tirop	5000m: 2012-3, 2014-3
Philemon Tanui	1500m: 2000-3	Margaret Wambui	800m: 2014-1
Willy Tarbei	800m: 2016-2	Veronica Wanjiru	3000m: 2006-1
Patrick Terer	3000mSC: 2008-3	Jebichi Yator	3000m: 2004-1
Nicholas Wachira	800m: 2000-1	Zenah Yego	3000m: 2021-2
Stanley Waithaka	5000m: 2018-2		

KGZ / Kyrgyzstan

Years Completed: 1994 / 1996 / 1998 / 2002 / 2004 / 2006 / 2008 / 2014 / 2016 / 2018

Placing Table:

Women	Gold	Silver	Bronze	4th	5th	6th	7th	8th
1998	-	-	1=	-	-	-	-	-
Totals	-	-	1=	-	-	-	-	-

Medallists or Highest Placings:

Men	Dmitrii Ilin	LJ: 2006-23Q
Women	Tatyana Yefimenko	HJ: 1998-3=

KIR / Kiribati

Years Completed: 2000 / 2002 / 2004 / 2006 / 2008 / 2010 / 2014

Highest Placings:

Men	Rabangaki Nawai	100m: 2004-6h9
Women	Seren Davies	100m: 2000-7h3; 200m: 2000-7h1

KOR / Korea

Years Completed: 1986 / 1988 / 1990 / 1992 / 1994 / 1996 / 1998 / 2000 / 2002 / 2004 / 2006 / 2008 / 2010 / 2012 / 2014 / 2016 / 2018

Placing Tables:

Overall	Gold	Silver	Bronze	4th	5th	6th	7th	8th
1986	-	-	-	-	-	1	-	-
1988	-	-	1=	-	-	-	-	-
1992	-	1	-	2	1	1	1	3
1994	-	-	-	-	-	1	-	-
1996	-	-	-	-	-	1	1	-
2000	-	-	1	-	1	-	-	-
2002	-	-	1	-	-	-	-	-
2004	-	-	1	-	-	-	-	-
2008	-	-	-	-	-	-	1	-
2014	-	-	1	-	-	-	-	-
2016	-	-	-	-	1	-	-	-
Totals	-	1	4+1=	2	3	4	3	3

Men	Gold	Silver	Bronze	4th	5th	6th	7th	8th
1986	-	-	-	-	-	1	-	-
1988	-	-	1=	-	-	-	-	-
1992	-	1	-	2	-	-	-	1
1994	-	-	-	-	-	1	-	-
1996	-	-	-	-	-	1	1	-
2000	-	-	1	-	1	-	-	-
2002	-	-	1	-	-	-	-	-
2004	-	-	1	-	-	-	-	-
2014	-	-	1	-	-	-	-	-
2016	-	-	-	-	1	-	-	-
Totals	-	1	4+1=	2	2	3	1	1

Women	Gold	Silver	Bronze	4th	5th	6th	7th	8th
1992	-	-	-	-	1	1	1	2
2008	-	-	-	-	-	-	1	-
Totals	-	-	-	-	1	1	2	2

Medallists or Highest Placings:

Men	Jeong Sang-Jin	JT: 2002-3
	Kim Hyun-Sup	10,000mW: 2004-3
	Lee Jin-Il	800m: 1992-2
	Park Jae-Hong	HJ: 1988-3=
	Park Jae-Myeong	JT: 2000-3

Women	Woo Sang-Hyeok	HJ: 2014-3
	Lee Mi-Gyeong	1500m: 1992-5

KOS / Kosovo

Years Completed: 2016 / 2018 / 2021

Placing Table:

Men	Gold	Silver	Bronze	4th	5th	6th	7th	8th
2021	-	-	-	-	-	-	1	-
Totals	-	-	-	-	-	-	1	-

Highest Placings:

Men	Muhamet Ramadani	SP: 2021-7
Women	Vijona Kryeziu	400m: 2016-8s1

KSA / Saudi Arabia

Years Completed: 1986 / 1992 / 1994 / 1998 / 2000 / 2002 / 2004 / 2006 / 2008 / 2010 / 2012 / 2014 / 2016 / 2018 / 2021

Placing Table:

Men	Gold	Silver	Bronze	4th	5th	6th	7th	8th
1994	-	-	-	-	1	-	-	1
2000	1	1	-	-	-	-	-	1
2002	-	-	-	1	-	-	-	1
2004	-	-	1	-	1	-	-	-
2006	-	1	-	-	-	-	-	-
2008	-	-	-	2	-	-	-	-
2012	-	-	1	-	-	1	-	1
Totals	1	2	2	3	2	1	-	4

Medallists or Highest Placings:

Men	Hamdan Al-Bishi	400m: 2000-1
	Ibrahim Al-Hamaidi	400mH: 2004-3
	Salem Al-Yami	100m: 2000-2
	Ibrahim Saleh	400mH: 2012-3
	Bandar Yahya Al-Sharakili	400mH: 2006-2
Women	No competitors	

KUW / Kuwait

Years Completed: 1986 / 1988 / 1992 / 1994 / 1996 / 1998 / 2000 / 2002 / 2004 / 2006 / 2008 / 2010 / 2012 / 2014 / 2016 / 2018

Placing Table:

Men	Gold	Silver	Bronze	4th	5th	6th	7th	8th
1998	-	-	1	-	-	-	-	-
2002	-	1	-	-	-	-	-	-
2006	-	-	-	-	1	-	-	-
Totals	-	1	1	-	1	-	-	-

Medallists or Highest Placings:

Men	Fawzi Al-Shammari	400m: 1998-3
	Ali Al-Zinkawi	HT: 2002-2
Women	No competitors	

LAO / Laos

Years Completed: 1996 / 1998 / 2004 / 2006 / 2008 / 2010 / 2012

Highest Placings:

Men	Sinlasone Sanith	10,000m: 1996-25
Women	Phetsamone Paseuthxay	100m: 1998-8h2; 200m: 1998-8h7

LAT / Latvia

Years Completed: 1992 / 1994 / 1996 / 1998 / 2000 / 2002 / 2004 / 2006 / 2008 / 2010 / 2012 / 2014 / 2016 / 2018 / 2021

Placing Tables:

Overall	Gold	Silver	Bronze	4th	5th	6th	7th	8th
1992	-	-	-	-	-	1	-	-
1996	-	-	-	-	-	1	-	-
1998	1	1	-	-	-	-	-	-
2000	-	1	-	1	1	-	-	1
2002	1	1	-	-	-	1	-	-
2006	-	-	-	1	-	1	-	-
2008	-	-	1	-	-	1	-	-
2010	-	1	-	-	-	2	1	-
2012	-	-	-	-	1	-	-	-
2014	1	-	-	-	-	-	-	-
2018	-	-	-	-	1	-	-	-
2021	-	-	1	-	-	1	-	-
Totals	3	4	2	2	3	8	1	1

Men	Gold	Silver	Bronze	4th	5th	6th	7th	8th
1992	-	-	-	-	-	1	-	-
1996	-	-	-	-	-	1	-	-
1998	1	-	-	-	-	-	-	-
2000	-	-	-	1	-	-	-	1
2008	-	-	1	-	-	-	-	-
2010	-	-	-	-	-	1	1	-
2012	-	-	-	-	1	-	-	-
2014	1	-	-	-	-	-	-	-
Totals	2	-	1	1	1	3	1	1

Women	Gold	Silver	Bronze	4th	5th	6th	7th	8th
1998	-	1	-	-	-	-	-	-
2000	-	1	-	-	1	-	-	-
2002	1	1	-	-	-	1	-	-
2006	-	-	-	1	-	1	-	-
2008	-	-	-	-	-	1	-	-
2010	-	1	-	-	-	1	-	-
2018	-	-	-	-	1	-	-	-
2021	-	-	1	-	-	1	-	-
Totals	1	4	1	1	2	5	-	-

Medallists:

Men	Ansis Brūns	JT: 2008-3
	Gatis Čakšs	JT: 2014-1
	Stanislav Olijars	110mH: 1998-1
Women	Linda Brīvule	JT: 2002-1
	Jolanta Dukure	5000mW: 1998-2
	Ilze Gribule	JT: 2002-2
	Inga Kozarenoka	JT: 2000-2
	Līna Mūze	JT: 2010-2
	Darja Sopova	TJ: 2021-3

LBA / Libya

Year Entered: 2021

Highest Placings:

Men	Mohammed Soudd	100m: 2021-8h4
Women	No competitors	

LBN / Lebanon

Years Completed: 1986 / 1988 / 1998 / 2002 / 2004 / 2008 / 2010 / 2012 / 2016 / 2021

Highest Placings:

Men	Marc Ibrahim	400mH: 2021-4s1
Women	Gretta Taslakian	200m: 2004-5h1

LBR / Liberia

Years Completed: 1986 / 1998 / 2000 / 2006 / 2014 / 2021

Placing Table:

Men	Gold	Silver	Bronze	4th	5th	6th	7th	8th
2014	-	-	-	1	-	-	-	-
Totals	-	-	-	1	-	-	-	-

Highest Placings:

Men	Wellington Zaza	110mH: 2014-4
Women	Gladys Thompson	200m: 2000-7h4

LCA / Saint Lucia

Years Completed: 1986 / 1988 / 1994 / 1996 / 1998 / 2000 / 2002 / 2004 / 2006 / 2008 / 2010 / 2012

Placing Table:

Women	Gold	Silver	Bronze	4th	5th	6th	7th	8th
2002	-	-	-	-	-	-	-	1
2012	-	-	-	-	-	-	-	1
Totals	-	-	-	-	-	-	-	2

Highest Placings:

Men	Anselm Felix	100m: 1994-5h7
	Bernard Henry	800m: 1988-5h4
	Talberc Poleon	400m: 2012-5h1
Women	Janelle Schaeper	HJ: 2012-8
	Levern Spencer	HJ: 2002-8

LES / Lesotho

Years Completed: 1986 / 1990 / 1994 / 1998 / 2002 / 2004 / 2006 / 2008 / 2010 / 2012 / 2014

Highest Placings:

Men	Rethabile Molefi	5000m: 2012-20
Women	Moleboheng Mafata	800m: 2004-7h2
	Motselisi Anna Mojaki	800m: 1998-7h1
	Puseletso Monkoe	800m: 1986-7h5
	Lieketseng Mpopelle	800m: 1986-7h2

LIE / Liechtenstein

Years Completed: 1986 / 1988 / 1990

Highest Placings:

Men	Martin Frick	200m: 1990-7h5
Women	Yvonne Hasler	Hep: 1986-15

LTU / Lithuania

Years Completed: 1992 / 1994 / 1996 / 1998 / 2000 / 2002 / 2004 / 2006 / 2008 / 2010 / 2012 / 2014 / 2016 / 2018 / 2021

Placing Tables:

Overall	Gold	Silver	Bronze	4th	5th	6th	7th	8th
1996	-	-	-	1	-	-	-	-
1998	-	-	-	-	-	1	-	-
2000	-	-	-	-	1	1	-	-
2002	-	-	-	-	-	1	-	-
2004	-	1	-	-	-	-	-	-
2006	-	-	-	-	-	1	-	2
2008	-	-	-	-	-	1	-	-
2010	1	1	-	-	-	-	-	-
2012	-	1	-	-	-	-	-	1
2014	-	-	-	1	-	1	-	-
2018	-	-	-	-	-	1	-	-
2021	1	-	-	-	-	1	-	-
Totals	2	3	-	2	1	8	-	3

Men	Gold	Silver	Bronze	4th	5th	6th	7th	8th
2000	-	-	-	-	-	1	-	-
2002	-	-	-	-	-	1	-	-
2006	-	-	-	-	-	-	-	2
2008	-	-	-	-	-	1	-	-
2010	1	-	-	-	-	-	-	-
2014	-	-	-	-	-	1	-	-
2021	1	-	-	-	-	-	-	-
Totals	2	-	-	-	-	4	-	2

Women	Gold	Silver	Bronze	4th	5th	6th	7th	8th
1996	-	-	-	1	-	-	-	-
1998	-	-	-	-	-	1	-	-
2000	-	-	-	-	1	-	-	-
2004	-	1	-	-	-	-	-	-
2006	-	-	-	-	-	1	-	-
2010	-	1	-	-	-	-	-	-
2012	-	1	-	-	-	-	-	1
2014	-	-	-	1	-	-	-	-
2018	-	-	-	-	-	1	-	-
2021	-	-	-	-	-	1	-	-
Totals	-	3	-	2	1	4	-	1

Medallists:

Men	Mykolas Alekna	DT: 2021-1
	Andrius Gudžius	DT: 2010-1
Women	Dovilė Dzindaletaitė	TJ: 2012-2
	Airinė Pašytė	HJ: 2010-2
	Viktorija Žemaitytė	Hep: 2004-2

LUX / Luxembourg

Years Competed: 1990 / 1996 / 1998 / 2002 / 2006 / 2010 / 2012 / 2014 / 2016 / 2018

Placing Table:

Men	Gold	Silver	Bronze	4th	5th	6th	7th	8th
2002	-	-	1	-	-	-	-	-
Totals	-	-	1	-	-	-	-	-

Highest Placings:

Men	David Fiegen	800m: 2002-3
Women	Patrizia van der Weken	200m: 2018-6s2

MAC / Macao

Years Competed: 2004 / 2008 / 2010 / 2012 / 2014 / 2016 / 2018

Highest Placings:

Men	Sou Chon Kin	400m: 2004-6h7
Women	Loi Im Lan	100m: 2014-8h5, 2016-8h5

MAD / Madagascar

Years Competed: 1986 / 1988 / 1994 / 1996 / 1998 / 2000 / 2002 / 2004 / 2006 / 2008 / 2012 / 2014 / 2016 / 2018

Placing Table:

Women	Gold	Silver	Bronze	4th	5th	6th	7th	8th
2000	-	-	-	1	-	-	-	-
Totals	-	-	-	1	-	-	-	-

Highest Placings:

Men	Avotriniaina Rakotoarimiandry	400mH: 2014-5s2
Women	Lantosoa Razafinjanahary	400mH: 2000-4

MAR / Morocco

Years Competed: (all) 1986 / 1988 / 1990 / 1992 / 1994 / 1996 / 1998 / 2000 / 2002 / 2004 / 2006 / 2008 / 2010 / 2012 / 2014 / 2016 / 2018 / 2021

Placing Tables:

Overall	Gold	Silver	Bronze	4th	5th	6th	7th	8th
1986	-	-	-	1	-	-	-	-
1988	-	1	-	-	-	-	1	1
1992	-	-	1	-	-	-	-	-
1994	-	-	1	-	-	-	-	-
1996	-	-	1	-	-	-	-	1
1998	1	-	2	-	-	-	2	-
2000	-	-	1	-	-	2	-	1
2002	1	1	-	-	1	-	2	-
2004	1	-	2	1	-	-	1	1
2006	-	1	1	-	1	1	-	-
2008	-	-	-	-	-	3	1	-
2010	-	-	1	1	-	-	1	-
2012	-	-	3	2	-	-	-	-
2014	-	-	-	1	1	-	-	-
2016	-	-	1	-	-	1	-	-
2018	-	-	-	-	-	1	-	-
2021	-	-	-	-	1	-	1	1
Totals	3	3	14	6	4	8	9	5

Men	Gold	Silver	Bronze	4th	5th	6th	7th	8th
1986	-	-	-	1	-	-	-	-
1988	-	1	-	-	-	-	1	-
1992	-	-	1	-	-	-	-	-
1994	-	-	1	-	-	-	-	-
1996	-	-	1	-	-	-	-	1
1998	1	-	1	-	-	-	2	-
2000	-	-	1	-	-	2	-	1
2002	1	-	-	-	-	-	2	-
2004	1	-	-	1	-	-	1	1
2006	-	1	1	-	1	1	-	-
2008	-	-	-	-	-	3	1	-
2010	-	-	1	1	-	-	1	-
2012	-	-	2	2	-	-	-	-
2014	-	-	-	1	-	-	-	-
2016	-	-	1	-	-	1	-	-
2018	-	-	-	-	-	1	-	-
2021	-	-	-	-	-	-	1	-
Totals	3	2	10	6	1	8	9	3

Women	Gold	Silver	Bronze	4th	5th	6th	7th	8th
1988	-	-	-	-	-	-	-	1
1998	-	-	1	-	-	-	-	-
2002	-	1	-	-	1	-	-	-
2004	-	-	2	-	-	-	-	-
2012	-	-	1	-	-	-	-	-
2014	-	-	-	-	1	-	-	-
2021	-	-	-	-	1	-	-	1
Totals	-	1	4	-	3	-	-	2

Highest Placings:

Men	Mohamed Abid	1500m: 2012-3
	Abdel Ghani Ait Bahmad	3000mSC: 2006-3
	Yassine Bensghir	1500m: 2002-1
	Abdellatif Chemlal	3000mSC: 2000-3
	Mohamed Choumassi	5000m: 1988-2
	Hicham El Guerrouj	5000m: 1992-3
	Ali Ezzine	3000mSC: 1996-3
	Abdalaati Iguider	1500m: 2004-1, 2006-2
	Adil Kaouch	1500m: 1998-1
	Aziz Lahbabi	5000m: 2010-3
	Irba Lakhali	3000mSC: 1994-3
	Mustapha Mellouk	3000mSC: 1998-3
	Hicham Sigueni	3000mSC: 2012-3
	Moustafa Smaili	800m: 2016-3
Women	Mariam Alaoui Selsouli	3000m: 2002-2
	Bouchra Benthani	1500m: 1998-3
	Manal El-Behraoui	800m: 2012-3
	Siham Hilali	1500m: 2004-3; 3000m: 2004-3

MAS / Malaysia

Years Competed: 1986 / 1992 / 1994 / 1996 / 1998 / 2000 / 2004 / 2006 / 2008 / 2010 / 2014 / 2016

Highest Placings:

Men	Rayzam Wan Sofian	110mH: 2006-5s3
Women	Kirthana Ramasamy	TJ: 2016-13Q

MAW / Malawi

Years Competed: 1986 / 1988 / 1990 / 1994 / 1996 / 1998 / 2000 / 2002 / 2004 / 2010 / 2021

Placing Table:

Women	Gold	Silver	Bronze	4th	5th	6th	7th	8th
2004	-	1	-	-	-	-	-	-
Totals	-	1	-	-	-	-	-	-

Highest Placings:

Men	Patrick Chikwatu	20km: 1988-14
Women	Catherine Chikwakwa	5000m: 2004-2

MDA / Moldova

Years Competed: 1994 / 1996 / 2000 / 2002 / 2006 / 2008 / 2010 / 2012 / 2014 / 2016 / 2018
See also USSR for 1986-1992

Placing Tables:

Overall	Gold	Silver	Bronze	4th	5th	6th	7th	8th
2006	1	-	-	1	-	-	-	-
2014	-	-	1	-	-	-	-	-
2016	-	-	1	-	-	-	-	-
2018	1	-	-	-	-	-	-	-
Totals	2	-	2	1	-	-	-	-

Men	Gold	Silver	Bronze	4th	5th	6th	7th	8th
2014	-	-	1	-	-	-	-	-
Totals	-	-	1	-	-	-	-	-

Women	Gold	Silver	Bronze	4th	5th	6th	7th	8th
2006	1	-	-	1	-	-	-	-
2016	-	-	1	-	-	-	-	-
2018	1	-	-	-	-	-	-	-
Totals	2	-	1	1	-	-	-	-

Medallists:

Men	Adrian Mardari	JT: 2014-3
Women	Olga Cristea	800m: 2006-1
	Alexandra Emilianov	DT: 2016-3, 2018-1

MDV / Maldives

Years Competed: 1988 / 1994 / 1996 / 1998 / 2000 / 2002 / 2004 / 2006 / 2008 / 2010 / 2014 / 2018 / 2021

Highest Placings:

Men	Hussein Haleem	20km: 1988-29
Women	Shamha Ahmed	100m: 1998-7h3
	Shifana Ali	400m: 2002-7h1
	Aishath Hassan	400m: 2021-7h2

MEX / Mexico

Years Competed: (all) 1986 / 1988 / 1990 / 1992 / 1994 / 1996 / 1998 / 2000 / 2002 / 2004 / 2006 / 2008 / 2010 / 2012 / 2014 / 2016 / 2018 / 2021

Placing Tables:

Overall	Gold	Silver	Bronze	4th	5th	6th	7th	8th
1986	-	-	-	-	-	-	1	-
1988	1	-	-	1	-	-	-	-
1990	-	1	-	1	-	-	-	1
1994	1	-	-	2	-	1	-	-
1996	-	-	-	1	-	-	1	1
1998	-	-	1	-	-	-	-	-
2000	1	-	-	-	-	-	-	-
2002	-	-	-	-	-	-	-	1
2004	-	-	-	1	1	-	-	-
2010	-	-	-	-	-	2	1	1
2012	-	-	-	-	1	-	1	-
2014	-	-	-	-	-	-	1	-
2016	-	1	-	2	1	-	1	-
2018	1+1=	-	-	-	-	-	-	-
2021	1	1	-	-	-	-	-	-
Totals 5+1=	3	1	1	8	3	3	6	4

Men	Gold	Silver	Bronze	4th	5th	6th	7th	8th
1986	-	-	-	-	-	-	1	-
1988	1	-	-	-	-	-	-	-
1990	-	1	-	1	-	-	-	-
1994	1	-	-	2	-	1	-	-
1996	-	-	-	1	-	-	-	1
1998	-	-	1	-	-	-	-	-
2000	1	-	-	-	-	-	-	-
2002	-	-	-	-	-	-	-	1
2004	-	-	-	1	1	-	-	-
2010	-	-	-	-	-	2	-	1
2012	-	-	-	-	1	-	-	-
2014	-	-	-	-	-	-	1	-
2016	-	-	-	1	-	-	1	-
2018	1=	-	-	-	-	-	-	-
2021	-	1	-	-	-	-	-	-
Totals 3+1=	2	1	1	6	2	3	3	3

Women	Gold	Silver	Bronze	4th	5th	6th	7th	8th
1988	-	-	-	1	-	-	-	-
1990	-	-	-	-	-	-	-	1
1996	-	-	-	-	-	-	1	-
2010	-	-	-	-	-	-	1	-
2012	-	-	-	-	-	-	1	-
2016	-	1	-	1	1	-	-	-
2018	1	-	-	-	-	-	-	-
2021	1	-	-	-	-	-	-	-
Totals	2	1	-	2	1	-	3	1

Medallists:

Men	Luis Avilés	400m: 2021-2
	Cristian Berdeja	10,000mW: 2000-1
	Alberto Cruz	10,000mW: 1988-1, 1990-2
	Mario Flores	10,000mW: 1998-3
	Jorge Segura	10,000mW: 1994-1
	Roberto Vilches	HJ: 2018-1=
Women	Ximena Esquivel	HJ: 2016-2
	Alegna Gonzalez	10,000mW: 2018-1
	Sofia Ramos	10,000mW: 2021-1

MGL / Mongolia

Years Competed: 1994 / 1996 / 1998 / 2000 / 2006 / 2010 / 2012

Highest Placings:

Men	Banzragch Batmunkh	800m: 2000-6h3
	Purevsuren Puntsag-Osor	800m: 1994-6h1
Women	Uuriintsolmon Gangarpurev	3000m: 2000-18

MHL / Marshall Islands

Years Competed: 2006 / 2010 / 2014

Highest Placings:

Men	Jamodre Lalita	100m: 2010-7h5
Women	Cherith Fisher	100m: 2006-8h5

MKD / North Macedonia

Years Competed: 1994 / 1996 / 1998 / 2000 / 2002 / 2004 / 2006 / 2008 / 2010 / 2012 / 2014 / 2016 / 2018

Highest Placings:

Men	Redžep Selman	HJ: 2004-22Q
Women	Martina Miroška	LJ: 2016-15Q

MLI / Mali

Years Competed: 1994 / 1998 / 2000 / 2002 / 2006 / 2008 / 2021

Highest Placings:

Men	Youssouf Diallo	10,000m: 1994-19
Women	Kadiatou Camara	100m: 2000-5q1

MLT / Malta

Years Competed: 1986 / 1988 / 1990 / 1998 / 2000 / 2004 / 2006 / 2008 / 2010 / 2012 / 2014 / 2016 / 2018 / 2021

Placing Table:

Men	Gold	Silver	Bronze	4th	5th	6th	7th	8th
2021	-	-	-	-	-	-	1	-
Totals	-	-	-	-	-	-	1	-

Highest Placings:

Men	Jeremy Zammit	LJ: 2021-7
Women	Janet Richard	400m: 2014-5h1

MNE / Montenegro

Years Competed: 2008 / 2010 / 2012 / 2014 / 2016 / 2018 / 2021

Placing Table:

Women	Gold	Silver	Bronze	4th	5th	6th	7th	8th
2010	1	-	-	-	-	-	-	-
2016	1	-	-	-	-	-	-	-
Totals	2	-	-	-	-	-	-	-

Medallists or Highest Placings:

Men	Danijel Furtula	DT: 2010-12
Women	Kristina Rakočević	DT: 2016-1
	Marija Vuković	HJ: 2010-1

MNT / Montserrat

Years Competed: 1986 / 1988 / 2008 / 2010

Highest Placings:

Men	Stephen Lewis	100m: 1986-5h11; 200m: 1986-5h2
Women	Lorraine Nanton	LJ: 1988-27Q

MON / Monaco

Years Competed: 1988 / 1998 / 2000 / 2004 / 2006 / 2008 / 2014 / 2018 / 2021

Highest Placings:

Men	Quentin Leguay	100m: 2014-6h7
Women	Charlotte Afriat	100m: 2021-7h5
	Marie Charlotte Gastaud	100m: 2018-7h5
	Agathe Julien	100m: 2006-7h1
	Marie-Cecile Rivetta	400m: 1988-7h4

MOZ / Mozambique

Years Competed: 1994 / 2002 / 2006 / 2012 / 2014

Highest Placings:

Men	Creve Machava	400mH: 2014-5s3
Women	No competitors	

MRI / Mauritius

Years Competed: 1986 / 1988 / 1990 / 1994 / 1996 / 1998 / 2000 / 2002 / 2004 / 2006 / 2010 / 2012 / 2014

Highest Placings:

Men	Khemraj Naiko	HJ: 1990-10
Women	Caroline Fournier	DT: 1994-13Q

MTN / Mauritania

Years Competed: 1986 / 1988 / 1994 / 1996 / 1998 / 2000 / 2006 / 2012 / 2014

Highest Placings:

Men	Mohamed Ould Abdellahy	10,000m: 1996-26
Women	Aichetou Fall	1500m: 2012-dnf/h3

MYA / Myanmar

Years Competed: 1994 / 1996 / 1998 / 2002 / 2004 / 2008

Highest Placings:

Men	Win Zaw Oo	10,000m: 1996-27
Women	Thet Phyu War	5000m: 2004-15

NAM / Namibia

Years Competed: 1990 / 1992 / 1994 / 1996 / 1998 / 2000 / 2002 / 2004 / 2006 / 2010 / 2012 / 2014 / 2018 / 2021

Placing Tables:

Overall	Gold	Silver	Bronze	4th	5th	6th	7th	8th
1996	-	-	-	-	-	-	1	-
2021	1	3	-	-	-	-	-	-
Totals	1	3	-	-	-	-	1	-

Men	Gold	Silver	Bronze	4th	5th	6th	7th	8th
1996	-	-	-	-	-	-	1	-
Totals	-	-	-	-	-	-	1	-

Women	Gold	Silver	Bronze	4th	5th	6th	7th	8th
2021	1	3	-	-	-	-	-	-
Totals	1	3	-	-	-	-	-	-

Medallists or Highest Placings:

Men	Willie Smith	400mH: 1996-7
Women	Ndawana Haitembu	4x100mR: 2021-2
	Beatrice Masilingi	100m: 2021-2; 200m: 2021-2; 4x100mR: 2021-2
	Christine Mboma	200m: 2021-1; 4x100mR: 2021-2
	Nandi Vass	4x100mR: 2021-2

NCA / Nicaragua

Years Competed: 1986 / 1998 / 2002 / 2004 / 2008 / 2012 / 2014 / 2016 / 2018 / 2021

Highest Placings:

Men	Yeykell Romero	100m: 2021-7s1
Women	Janis Ramírez	JT: 2008-10

NED / Netherlands

Years Competed: 1986 / 1988 / 1990 / 1992 / 1994 / 1996 / 1998 / 2000 / 2002 / 2004 / 2006 / 2008 / 2010 / 2012 / 2014 / 2016 / 2018

Placing Tables:

Overall	Gold	Silver	Bronze	4th	5th	6th	7th	8th
1988	-	-	1	-	-	1	-	-
1992	1	1	1	2	-	-	-	1
1994	1	-	-	1	1	-	-	-
1996	-	-	1	1	1	1	-	-
1998	-	-	-	-	2	-	-	2
2000	1	1	1	-	1	-	1	1
2002	-	-	-	1	-	-	-	-
2004	-	-	-	1	-	-	2	1
2006	1	-	-	-	1	-	-	1
2008	-	1	1	-	-	2	-	-
2010	1	-	3	1	1	1	-	-
2012	-	-	1	-	-	1	1	-
2014	-	1	2	-	-	-	-	-
2016	-	-	-	-	-	-	1	-
2018	-	-	1	-	-	-	1	-
Totals	5	4	12	7	7	6	6	6

Men	Gold	Silver	Bronze	4th	5th	6th	7th	8th
1988	-	-	-	-	-	1	-	-
1992	1	-	1	1	-	-	-	-
1996	-	-	1	1	1	-	-	-
1998	-	-	-	-	2	-	-	-
2000	1	-	1	-	1	-	-	-
2004	-	-	-	1	-	-	-	-
2006	-	-	-	-	1	-	-	1
2010	-	-	-	1	-	-	-	-
2012	-	-	1	-	-	-	-	-
2014	-	1	-	-	-	-	-	-
2016	-	-	-	-	-	-	1	-
Totals	2	1	4	4	5	1	1	1

Women	Gold	Silver	Bronze	4th	5th	6th	7th	8th
1988	-	-	1	-	-	-	-	-
1992	-	1	-	1	-	-	-	1
1994	1	-	-	1	1	-	-	-
1996	-	-	-	-	-	1	-	-
1998	-	-	-	-	-	-	-	2
2000	-	1	-	-	-	-	1	1
2002	-	-	-	1	-	-	-	-
2004	-	-	-	-	-	-	2	1
2006	1	-	-	-	-	-	-	-
2008	-	1	1	-	-	2	-	-
2010	1	-	3	-	1	1	-	-
2012	-	-	-	-	-	1	1	-
2014	-	-	2	-	-	-	-	-
2018	-	-	1	-	-	-	1	-
Totals	3	3	8	3	2	5	5	5

Medallists:

Men	Denzel Comenentia	SP: 2014-2
	Tim Dekker	Dec: 2012-3
	Laurens Looije	PV: 1992-1
	Rutger Smith	SP: 2000-1; DT: 2000-3
	Chiel Warners	Dec: 1996-3
	Renco van Veldhuizen	Dec: 1992-3
Women	Janice Babel	4x100mR: 2010-3 (ran ht)
	Melissa Boekelman	SP: 2006-1, 2008-2
	Loreanne Kuhurima	4x100mR: 2010-3
	Eva Lubbers	4x100mR: 2010-3
	Machteld Mulder	800m: 2008-3
	Jacqueline Poelman	100m: 1992-2
	Jamile Samuel	100m: 2010-3; 200m: 2010-3; 4x100mR: 2010-3
	Dafne Schippers	Hep: 2010-1; 4x100mR: 2010-3
	Jorinde Van Klinken	SP: 2018-3
	Nadine Visser	100mH: 2014-3; Hep: 2014-3
	Corrie de Bruin	DT: 1994-1
	Marjolein de Jong	400mH: 2000-2
	Yvonne van der Kolk	1500m: 1988-3

NEP / Nepal

Years Competed: 1986 / 1988 / 1994 / 2000 / 2004 / 2006 / 2008 / 2021

Highest Placings:

Men	Ajit Yadav	3000m: 2021-14
Women	Indra Mala	5000mW: 1988-23

NFI / Norfolk Island

Years Competed: 1998 / 2004 / 2008

Highest Placings:

Men	Dayne O'Hara	100m: 2008-7h8
	Gary Webb	200m: 1998-7h3
Women	No competitors	

NGR / Nigeria

Years Competed: 1986 / 1988 / 1990 / 1992 / 1994 / 1996 / 1998 / 2002 / 2004 / 2006 / 2008 / 2010 / 2012 / 2014 / 2016 / 2021

Placing Tables:

Overall	Gold	Silver	Bronze	4th	5th	6th	7th	8th
1986	2	1	1	-	-	3	2	-
1988	-	2	1	1	1	-	-	1
1990	2	2	2	1	1	-	1	-
1992	-	-	1	1	-	2	-	1
1994	2	1	-	-	-	-	1	1
1996	2	2	-	1	-	-	-	-
1998	1	-	1	-	-	1	1	1
2002	-	-	1	1	-	-	-	1
2004	-	-	-	-	-	-	1	-
2006	-	1	-	-	1	1	-	2
2008	1	-	-	-	-	1	-	-
2010	-	3	-	-	1	1	-	1
2014	-	1	-	-	2	1	-	-
2016	-	-	-	-	1	-	-	1
2021	4	-	3	4	-	-	-	3
Totals	14	13	10	9	7	10	6	12

Men	Gold	Silver	Bronze	4th	5th	6th	7th	8th
1986	-	-	-	-	-	3	2	-
1988	-	2	1	1	1	-	-	1
1990	1	1	1	1	-	-	1	-
1992	-	-	1	1	-	2	-	1
1994	1	1	-	-	-	-	1	1
1996	2	1	-	1	-	-	-	-
1998	1	-	-	-	-	-	-	-
2002	-	-	-	1	-	-	-	-
2006	-	-	-	-	-	-	-	1
2008	-	-	-	-	-	1	-	-
2010	-	1	-	-	-	-	-	-
2014	-	1	-	-	1	-	-	-
2021	1	-	1	3	-	-	-	2
Totals	6	7	4	8	2	6	4	6

Women	Gold	Silver	Bronze	4th	5th	6th	7th	8th
1986	2	1	1	-	-	-	-	-
1990	1	1	1	-	1	-	-	-
1994	1	-	-	-	-	-	-	-
1996	-	1	-	-	-	-	-	-
1998	-	-	1	-	-	1	1	1
2002	-	-	1	-	-	-	-	1
2004	-	-	-	-	-	-	1	-
2006	-	1	-	-	1	1	-	1
2008	1	-	-	-	-	-	-	-
2010	-	2	-	-	1	1	-	1
2014	-	-	-	-	1	1	-	-
2016	-	-	-	-	1	-	-	1
2021	2	-	2	1	-	-	-	1
Totals	7	6	6	1	5	4	2	6

Uni	Gold	Silver	Bronze	4th	5th	6th	7th	8th
2021	1	-	-	-	-	-	-	-
Totals	1	-	-	-	-	-	-	-

Medallists:

Men	Olapade Adeniken	200m: 1988-2; 4x100mR: 1988-2
	Bamidele Ajayi	u4x400mR: 2021-1

Deji Aliu

100m: 1994-1; 200m: 1994-2; 4x100mR: 1992-3

Nnamdi Anusim 4x100mR: 1990-3
 Innocent Asonze 4x100mR: 1990-3

Nduka Awazie

400m: 1998-1
 Nnadi Chinecherem JT: 2021-3
 Paul Egonye 4x100mR: 1992-3

Davidson Ezinwa

100m: 1990-1; 200m: 1990-2; 4x100mR: 1988-2, 1990-3
 Osmond Ezinwa 4x100mR: 1990-3

Anthony Eziuka 400m: 1988-3
 Jonathan Nmaju 4x400mR: 2010-2

Johnson Nnamani

u4x400mR: 2021-1
 Victor Nwankwo 4x100mR: 1988-2

Francis Obikwelu

100m: 1996-1; 200m: 1996-1
 Divine Oduduru 200m: 2014-2

Tony Ogbeta 4x100mR: 1992-3

Seun Ogunkoya 100m: 1996-2

Tobi Ogunmola 4x400mR: 2010-2

Uche Olisa 4x100mR: 1992-3

Udodi Onwuzurike

200m: 2021-1
 Isah Salihu 4x400mR: 2010-2

Japhet Samuel 4x400mR: 2010-2

Abdullah Tetengi 4x100mR: 1988-2

Bukola Abogunloko 4x400mR: 2010-2

Sade Abugan

400m: 2008-1; 4x400mR: 2006-2

Sekinat Adesanya 4x400mR: 2006-2

Olabisi Afolabi

400m: 1994-1
 Esther Aghatise LJ: 2002-3

Omolade Akinremi 400mH: 1990-3

Glory Alozie 100mH: 1996-2

Joan Ekah 100m: 1998-3

Margaret Etim 400m: 2010-2; 4x400mR: 2010-2

Joy Eze 4x400mR: 2006-2

Tima Godbless 4x100mR: 2021-3

Charity Ibe 4x400mR: 2010-2 (ran ht)

Tina Iheagwam

100m: 1986-1; 4x100mR: 1986-3

Blessing Mayungbe 4x400mR: 2010-2 (ran ht)

Florence Nkiruka 4x400mR: 2010-2

Imeobong Nse Uko

400m: 2021-1; 4x400mR: 2021-1; u4x400mR: 2021-1

Caroline Nwajei 4x100mR: 1986-3

Ajoke Odumusu 4x400mR: 2006-2

Favour Ofili

200m: 2021-3; 4x100mR: 2021-3; **4x400mR: 2021-1**

Praise Ofoku 4x100mR: 2021-3

Faililat Ogunkoya

200m: 1986-1; 4x100mR: 1986-3

Opeyemi Oke

4x400mR: 2021-1; u4x400mR: 2021-1

Chizoba Okodogbe 4x400mR: 2010-2

Ella Onojuvwewo

4x400mR: 2021-1; u4x400mR: 2021-1 (ran ht)

Mary Onyali 200m: 1986-2; 4x100mR: 1986-3

Charity Opara 400m: 1990-2

Anita Taviore 4x100mR: 2021-3

Fatima Yusuf

400m: 1990-1

NIG / Niger

Years Competed: 1994 / 1998 / 2004 / 2008 / 2010 / 2012 / 2021

Highest Placings:

Men	Mohamedine Mahamadou	400m: 2012-5h2
Women	Chamsiya Yahaya	800m: 2021-6h4

NMI / Northern Mariana Islands**Years Completed:** 1996 / 2000 / 2006 / 2008 / 2012 / 2016**Highest Placings:**

Men Sidro Tebuteb JT: 1996-24Q
 Women Rachel Abrams 100m: 2012-6h2

NOR / Norway**Years Completed:** 1986 / 1988 / 1990 / 1992 / 1994 / 1996 / 1998 / 2000 / 2002 / 2004 / 2006 / 2008 / 2010 / 2012 / 2014 / 2016 / 2018**Placing Tables:**

Overall	Gold	Silver	Bronze	4th	5th	6th	7th	8th
1986	-	-	-	-	2	1	-	-
1990	-	-	-	-	-	-	-	2
1994	1	-	1	1	1	-	-	1
1996	-	-	-	-	-	-	-	1
1998	-	-	-	-	-	-	-	1
2000	-	1	-	-	-	-	-	-
2002	-	-	-	-	-	1	-	-
2004	-	-	-	-	1	-	-	-
2006	-	2	-	-	1	-	-	-
2008	-	-	-	-	-	-	1	-
2010	1	1	-	-	-	-	-	-
2012	-	-	-	-	-	1	-	-
2014	-	1	1	-	2	-	1	-
2016	1	-	-	-	1	-	1	-
2018	-	1	1	-	-	1	-	2
Totals	3	6	3	1	8	4	3	7

Men	Gold	Silver	Bronze	4th	5th	6th	7th	8th
1990	-	-	-	-	-	-	-	1
1994	1	-	-	1	-	-	-	1
1996	-	-	-	-	-	-	-	1
2000	-	1	-	-	-	-	-	-
2008	-	-	-	-	-	-	1	-
2010	-	1	-	-	-	-	-	-
2014	-	-	1	-	1	-	-	-
2016	-	-	-	-	1	-	1	-
2018	-	1	1	-	-	1	-	1
Totals	1	3	2	1	2	1	2	4

Women	Gold	Silver	Bronze	4th	5th	6th	7th	8th
1986	-	-	-	-	2	1	-	-
1990	-	-	-	-	-	-	-	1
1994	-	-	1	-	1	-	-	-
1998	-	-	-	-	-	-	-	1
2002	-	-	-	-	-	1	-	-
2004	-	-	-	-	1	-	-	-
2006	-	2	-	-	1	-	-	-
2010	1	-	-	-	-	-	-	-
2012	-	-	-	-	-	1	-	-
2014	-	1	-	-	1	-	1	-
2016	1	-	-	-	-	-	-	-
2018	-	-	-	-	-	-	-	1
Totals	2	3	1	-	6	3	1	3

Medallists:

Men Jakob Ingebrigtsen 1500m: 2018-2; 5000m: 2018-3
Benjamin Jensen Dec: 1994-1
 Sven Skagestad DT: 2014-3
 Andreas Thorkildsen JT: 2000-2
 Vladimir Vukicevic 110mH: 2010-2

Women Nadia Akpana Assa LJ: 2014-2
 Ingvild Larsen LJ: 1994-3
Beatrice Llano HT: 2016-1
 Ida Marcussen Hep: 2006-2
Isabelle Pedersen 100mH: 2010-1
 Christina Vukicevic 100mH: 2006-2

NRU / Nauru**Years Completed:** 1986 / 2004 / 2006 / 2008 / 2010 / 2012 / 2018**Highest Placings:**

Men Jonah Harris 100m: 2018-7h5
 Women Lovelite Detenamo 100m: 2010-6h5, 2012-6h5
 Denise Ephraim 100m: 1986-6h1

NZL / New Zealand**Years Completed:** 1986 / 1988 / 1990 / 1992 / 1994 / 1996 / 1998 / 2000 / 2002 / 2004 / 2006 / 2008 / 2010 / 2012 / 2014 / 2016 / 2018**Placing Tables:**

Overall	Gold	Silver	Bronze	4th	5th	6th	7th	8th
1986	-	-	1	-	-	-	-	1
1988	-	-	-	-	1	-	-	-
1990	-	-	1	-	-	-	1	-
1992	-	-	-	-	2	-	1	1
1994	-	-	1	1	1	1	-	-
1996	-	-	-	-	-	-	-	1
2000	-	-	-	-	-	-	1	1
2002	1	-	-	1	-	-	-	-
2006	-	-	1	-	1	-	-	-
2010	1	-	-	-	1	1	-	1
2012	1	-	-	2	1	-	1	-
2014	-	-	1	-	-	-	1	-
2018	1	-	-	-	1	-	-	2
Totals	4	-	5	4	8	2	5	7

Men	Gold	Silver	Bronze	4th	5th	6th	7th	8th
1986	-	-	1	-	-	-	-	-
1992	-	-	-	-	1	-	1	-
1994	-	-	1	1	1	-	-	-
1996	-	-	-	-	-	-	-	1
2000	-	-	-	-	-	-	1	-
2002	-	-	-	1	-	-	-	-
2006	-	-	1	-	-	-	-	-
2010	1	-	-	-	1	-	-	-
2012	1	-	-	-	-	-	-	-
2018	-	-	-	-	-	-	-	1
Totals	2	-	3	2	3	-	2	2

Women	Gold	Silver	Bronze	4th	5th	6th	7th	8th
1986	-	-	-	-	-	-	-	1
1988	-	-	-	-	1	-	-	-
1990	-	-	1	-	-	-	1	-
1992	-	-	-	-	1	-	-	1
1994	-	-	-	-	-	1	-	-
2000	-	-	-	-	-	-	-	1
2002	1	-	-	-	-	-	-	-
2006	-	-	-	-	1	-	-	-
2010	-	-	-	-	-	1	-	1
2012	-	-	-	2	1	-	1	-
2014	-	-	1	-	-	-	1	-
2018	1	-	-	-	1	-	-	1
Totals	2	-	2	2	5	2	3	5

Medallists:

Men	Shaun Farrell	400m: 1994-3
	Jacko Gill	SP: 2010-1, 2012-1
	Gavin Lovegrove	JT: 1986-3
	Jordan Vandermade	Dec: 2006-3
Women	Valerie Adams	SP: 2002-1
	Joanne Henry	Hep: 1990-3
	Eliza McCartney	PV: 2014-3
	Maddison-Lee Wesche	SP: 2018-1

OMA / Oman

Years Competed: 1986 / 2002 / 2004 / 2006 / 2008 / 2012 / 2014 / 2018 / 2021

Placing Table:

Men	Gold	Silver	Bronze	4th	5th	6th	7th	8th
2021	-	-	-	1	-	-	-	-
Totals	-	-	-	1	-	-	-	-

Highest Placings:

Men	Ali Al-Balushi	100m: 2021-4
Women	No competitors	

PAK / Pakistan

Years Competed: 1986 / 1988 / 1996 / 2002 / 2004 / 2006 / 2008 / 2012 / 2014 / 2016

Highest Placings:

Men	Ghufraïn Hussein	SP: 1988-17Q
Women	Sajida Ramzan	800m: 2002-5h1

PAN / Panama

Years Competed: 1986 / 1988 / 1996 / 1998 / 2000 / 2002 / 2004 / 2006 / 2008 / 2010 / 2012 / 2014 / 2018

Placing Table:

Men	Gold	Silver	Bronze	4th	5th	6th	7th	8th
2010	-	-	-	-	1	-	-	-
Totals	-	-	-	-	1	-	-	-

Highest Placings:

Men	Jamal Bowen	LJ: 2010-5
Women	Zuleyka Beard	100m: 1986-5h7; 200m: 1986-5h3

PAR / Paraguay

Years Competed: 1986 / 1988 / 1990 / 1992 / 1994 / 1996 / 1998 / 2000 / 2002 / 2004 / 2006 / 2008 / 2010 / 2012 / 2014 / 2016 / 2018

Placing Table:

Men	Gold	Silver	Bronze	4th	5th	6th	7th	8th
2006	-	-	-	1	-	-	-	-
Totals	-	-	-	1	-	-	-	-

Highest Placings:

Men	Victor Fatecha	JT: 2006-4
Women	Sadith Fretes	SP: 1990-18Q

PER / Peru

Years Competed: (all) 1986 / 1988 / 1990 / 1992 / 1994 / 1996 / 1998 / 2000 / 2002 / 2004 / 2006 / 2008 / 2010 / 2012 / 2014 / 2016 / 2018 / 2021

Placing Tables:

Overall	Gold	Silver	Bronze	4th	5th	6th	7th	8th
1998	1	-	-	-	-	-	-	-
2014	-	-	1	-	-	1	-	-
Totals	1	-	1	-	-	1	-	-

Men	Gold	Silver	Bronze	4th	5th	6th	7th	8th
1998	1	-	-	-	-	-	-	-
2014	-	-	1	-	-	-	-	-
Totals	1	-	1	-	-	-	-	-

Women	Gold	Silver	Bronze	4th	5th	6th	7th	8th
2014	-	-	-	-	-	1	-	-
Totals	-	-	-	-	-	1	-	-

Medallists or Highest Placings:

Men	Alfredo Deza	HJ: 1998-1
	Paolo Yurivilca	10,000mW: 2014-3
Women	Zulema Arenas	3000mSC: 2014-6

PHI / Philippines

Years Competed: 1986 / 1988 / 1994 / 1996 / 1998 / 2000 / 2002 / 2004 / 2006 / 2014 / 2016

Highest Placings:

Men	Teodoro Nonato	LJ: 2006-22Q
Women	Zion Corrales-Nelson	200m: 2016-5s3
	Rowena Monton	10,000m: 1986-13

PLE / Palestine

Years Competed: 1986 / 1994 / 1996 / 1998 / 2002 / 2004 / 2006 / 2008 / 2012

Highest Placings:

Men	Mohamed Al-Bayed	800m: 1998-7s2
Women	Rana Masood	800m: 2008-dnf/h3

PLW / Palau

Years Competed: 2000 / 2004 / 2006 / 2008 / 2010

Highest Placings:

Men	Christopher Kenty	200m: 2006-7h4
	Nicholas Mangham	400m: 2004-7h4
Women	No competitors	

PNG / Papua New Guinea

Years Competed: 1986 / 1992 / 1996 / 1998 / 2000 / 2002 / 2004 / 2006 / 2008 / 2010 / 2012 / 2014 / 2016 / 2018

Highest Placings:

Men	Ephraim Lerkin	400mH: 2016-5h2
	Anton Lui	100m: 2004-5h8
Women	Lillyanne Beining	Hep: 1992-15

POL / Poland

Years Competed: (all) 1986 / 1988 / 1990 / 1992 / 1994 / 1996 / 1998 / 2000 / 2002 / 2004 / 2006 / 2008 / 2010 / 2012 / 2014 / 2016 / 2018 / 2021

Placing Tables:

Overall	Gold	Silver	Bronze	4th	5th	6th	7th	8th
1986	-	-	1	-	-	2	1	1
1988	2	-	2+1=	-	1	1	-	-
1990	-	1	-	-	-	-	1	2
1992	-	1	1	1	-	-	-	-
1994	1	-	-	3	-	-	3	-
1996	1	1	-	-	2	1	2	1
1998	-	1=	2	2	1	3	5	2
2000	1	2	3	4	-	2	1	3
2002	1	2	2	3	1	1	-	1
2004	-	1	-	1	2	1	5	-
2006	1	-	1	3	4	-	1	2
2008	1	2	-	3	1	-	4	1
2010	-	-	-	2	-	-	1+1=	3
2012	-	3	-	3	1	-	1	-
2014	1	-	-	1	4	1	1	-
2016	1	2	-	2	1	3	-	3
2018	-	-	2	-	2	1	-	1=
2021	-	2	3	3	1	4	2	1
Totals	10	17+1=	17+1=	31	21	20	28+1=	20+1=

Men	Gold	Silver	Bronze	4th	5th	6th	7th	8th
1986	-	-	1	-	-	2	-	-
1988	2	-	1=	-	-	1	-	-
1990	-	1	-	-	-	-	1	1
1992	-	1	1	1	-	-	-	-
1994	1	-	-	2	-	-	1	-
1996	1	1	-	-	1	1	1	1
1998	-	-	2	2	-	2	2	2
2000	1	1	3	1	-	-	1	2
2002	1	-	1	3	-	1	-	1
2004	-	1	-	-	1	1	2	-
2006	1	-	-	3	2	-	1	1
2008	1	2	-	3	1	-	2	1
2010	-	-	-	2	-	-	1=	2
2012	-	3	-	2	-	-	-	-
2014	1	-	-	-	-	-	-	-
2016	-	1	-	1	1	-	-	2
2021	-	-	3	2	1	2	-	1
Totals	9	11	11+1=	22	7	10	11+1=	14

Women	Gold	Silver	Bronze	4th	5th	6th	7th	8th
1986	-	-	-	-	-	-	1	1
1988	-	-	2	-	1	-	-	-
1990	-	-	-	-	-	-	-	1
1994	-	-	-	1	-	-	2	-
1996	-	-	-	-	1	-	1	-
1998	-	1=	-	-	1	1	3	-
2000	-	1	-	3	-	2	-	1
2002	-	2	1	-	1	-	-	-
2004	-	-	-	1	1	-	3	-
2006	-	-	1	-	2	-	-	1
2008	-	-	-	-	-	-	2	-
2010	-	-	-	-	-	-	1	1
2012	-	-	-	1	1	-	1	-
2014	-	-	-	1	4	1	1	-
2016	1	1	-	1	-	3	-	1
2018	-	-	2	-	2	1	-	1=
2021	-	1	-	1	-	2	2	-
Totals	1	5+1=	6	9	14	10	17	6+1=

Uni	Gold	Silver	Bronze	4th	5th	6th	7th	8th
2021	-	1	-	-	-	-	-	-
Totals	-	1	-	-	-	-	-	-

Medallists:

Men		
	Sylwester Bednarek	HJ: 2008-2
	Krzysztof Brzozowski	SP: 2012-2
	Konrad Bukowiecki	SP: 2014-1
	Tomasz Chrzanowski	SP: 2000-3
	Patryk Dobek	4x400mR: 2012-2
	Adrian Galaszewski	4x400mR: 2000-3
	Jakub Giza	SP: 2004-2
	Patryk Grzegorzewicz	u4x400mR: 2021-2
	Michał Hodun	DT: 2002-3
	Igor Janik	JT: 2002-1
	Tomasz Jedrusik	400m: 1988-1; 4x100mR: 1986-3
	Marcin Jedrusinski	200m: 2000-2
	Jarosław Kaniecki	4x100mR: 1986-3
	Mateusz Kolodziejcki	HJ: 2021-3
	Wojciech Kondratowicz	HT: 1998-3
	Jacek Konopka	4x100mR: 1986-3
	Jarosław Kotewicz	HJ: 1988-3=
	Patryk Krupa	4x100mR: 2021-3
	Piotr Kusnierz	4x400mR: 2012-2
	Dominik Luczynski	4x100mR: 2021-3
	Mateusz Madera	u4x400mR: 2021-2 (ran ht)
	Grzegorz Müller	10,000mW: 1992-3
	Jacek Müller	10,000mW: 1992-2
	Artur Noga	110mH: 2006-1
	Maciej Palyszko	HT: 1996-1
	Marek Parjaszewski	4x100mR: 1986-3
	Artur Partyka	HJ: 1988-1
	Jakub Pietrusa	4x100mR: 2021-3
	Marek Plawgo	400mH: 2000-1; 4x400mR: 2000-3
	Wojciech Praczyk	DT: 2012-2
	Tomasz Scigaczewski	110mH: 1996-2
	Tomasz Smialek	HJ: 2000-3
	Tomasz Smolarczyk	4x400mR: 2000-3 (ran ht)
	Rafał Smolen	4x400mR: 2012-2
	Oskar Stachnik	DT: 2016-2
	Robert Szpak	JT: 2008-1
	Jakub Szymanski	110mH: 2021-3
	Karol Terejliś	4x400mR: 2000-3
	Dariusz Trafas	JT: 1990-2
	Paweł Walczuk	4x400mR: 2012-2 (ran ht)
	Oliwier Wdowik	4x100mR: 2021-3
	Rafał Wieruszewski	4x400mR: 2000-3
	Robert Witt	1500m: 1998-3
	Paweł Wojciechowski	PV: 2008-2
	Michał Wróbel	u4x400mR: 2021-2
	Karol Zalewski	4x400mR: 2012-2
	Szymon Ziółkowski	HT: 1994-1
Women	Dorota Buczkowska	800m: 1988-3
	Agnieszka Frankowska	100mH: 2002-2
	Urszula Jasinska	JT: 2002-3
	Alicja Kaczmarek	u4x400mR: 2021-2
	Małgorzata Kielczewska	JT: 1988-3
	Ewelina Klocek	200m: 2006-3
	Martyna Kotwila	200m: 2018-3
	Anna Ksok	HJ: 2002-2
	Aneta Lemiesz	400m: 2000-2
	Kornelia Lesiewicz	400m: 2021-2; u4x400mR: 2021-2
	Klaudia Maruszewska	JT: 2016-1
	Monika Pyrek	PV: 1998-2=
	Olga Rzeszewska	u4x400mR: 2021-2 (ran ht)
	Adrianna Sulek	Hep: 2018-3
	Ewa Swoboda	100m: 2016-2

POR / Portugal

Years Competed: (all) 1986 / 1988 / 1990 / 1992 / 1994 / 1996 / 1998 / 2000 / 2002 / 2004 / 2006 / 2008 / 2010 / 2012 / 2014 / 2016 / 2018 / 2021

Placing Tables:

Overall	Gold	Silver	Bronze	4th	5th	6th	7th	8th
1986	-	-	-	1	-	-	-	-
1988	-	1	1	1	-	-	-	-
1990	1	-	2	3	-	1	-	-
1992	-	-	-	-	1	-	-	-
1994	-	1	-	-	-	1	-	1
1996	-	-	-	-	-	1	-	-
1998	-	-	-	1	-	-	1	-
2000	-	-	-	1	1	1	-	1
2002	-	-	-	-	-	1	-	-
2006	-	-	-	1	-	-	-	-
2010	-	-	-	-	1	-	-	-
2012	-	-	-	-	-	-	1	-
2018	-	-	-	1	-	-	-	-
2021	-	-	-	-	-	-	1	-
Totals	1	2	3	9	3	5	3	2

Men	Gold	Silver	Bronze	4th	5th	6th	7th	8th
1990	-	-	-	1	-	-	-	-
1994	-	-	-	-	-	1	-	1
1996	-	-	-	-	-	1	-	-
1998	-	-	-	1	-	-	-	-
2000	-	-	-	1	-	1	-	-
2002	-	-	-	-	-	1	-	-
2012	-	-	-	-	-	-	1	-
Totals	-	-	-	3	-	4	1	1

Women	Gold	Silver	Bronze	4th	5th	6th	7th	8th
1986	-	-	-	1	-	-	-	-
1988	-	1	1	1	-	-	-	-
1990	1	-	2	2	-	1	-	-
1992	-	-	-	-	1	-	-	-
1994	-	1	-	-	-	-	-	-
1998	-	-	-	-	-	-	1	-
2000	-	-	-	-	1	-	-	1
2006	-	-	-	1	-	-	-	-
2010	-	-	-	-	1	-	-	-
2018	-	-	-	1	-	-	-	-
2021	-	-	-	-	-	-	1	-
Totals	1	2	3	6	3	1	2	1

Medallists or Highest Placings:

Men	Adelino Monteiro	3000mSC: 2000-4
	João Pires	800m: 1998-4
	Pedro Rodrigues	400mH: 1990-4
Women	Susana Feitór	5000mW: 1990-1, 1994-2
	Monica Gama	10,000m: 1988-3
	Lucrecia Jardim	100m: 1990-3; 200m: 1990-3
	Fernanda Ribeiro	3000m: 1988-2

PRK / PDR of Korea

No competitors

PUR / Puerto Rico

Years Competed: 1986 / 1988 / 1994 / 1996 / 1998 / 2000 / 2002 / 2004 / 2006 / 2008 / 2010 / 2012 / 2014 / 2016 / 2018 / 2021

Placing Tables:

Overall	Gold	Silver	Bronze	4th	5th	6th	7th	8th
2012	-	-	-	1	-	-	-	-
2018	-	-	-	-	-	-	1	-
Totals	-	-	-	1	-	-	1	-

Men	Gold	Silver	Bronze	4th	5th	6th	7th	8th
2012	-	-	-	1	-	-	-	-
Totals	-	-	-	1	-	-	-	-

Women	Gold	Silver	Bronze	4th	5th	6th	7th	8th
2018	-	-	-	-	-	-	1	-
Totals	-	-	-	-	-	-	1	-

Highest Placings:

Men	Wesley Vázquez	800m: 2012-4
Women	Rachelle De Orbeta	10,000mW: 2018-7

PYF / Polynesie Française (Tahiti up to 2001)

Years Competed: 1996 / 1998 / 2000 / 2004 / 2006 / 2008 / 2010 / 2012 / 2014

Highest Placings:

Men	Isaac Yaya	200m: 1998-5h7
Women	Noella Flores	DT: 1996-21Q

QAT / Qatar

Years Competed: 1988 / 1990 / 1992 / 1994 / 1996 / 1998 / 2000 / 2002 / 2004 / 2006 / 2008 / 2010 / 2012 / 2014 / 2016 / 2018 / 2021

Placing Table:

Men	Gold	Silver	Bronze	4th	5th	6th	7th	8th
1988	-	-	-	-	-	-	1	-
1990	-	-	-	-	-	2	-	-
1994	-	-	-	-	-	-	-	1
1996	1	-	-	-	-	-	-	-
1998	-	1	-	-	-	-	-	1
2000	-	-	1	2	1	1	2	1
2002	1	2	1	2	-	1	1	-
2004	1	1	1	1	-	-	-	-
2006	-	-	-	-	-	-	1	1
2010	1	-	1	-	-	-	1	-
2012	2	-	-	-	-	-	-	-
2014	1	-	-	-	-	-	-	-
2016	2	-	1	-	-	-	-	-
2018	-	1	-	-	1	-	-	-
2021	-	-	-	1	-	-	-	-
Totals	9	5	5	6	2	4	6	4

Medallists or Highest Placings:

Men	Hamdi Abdel	TJ: 2000-3
	Salem Al-Badri	800m: 2002-2
	Mohamed Al-Garni	1500m: 2010-3
	Abdurrahman Al-Nubi	LJ: 1998-2
	Mubarak Al-Nubi	400mH: 1996-1
	Abdulla Al-Waleed	LJ: 2002-1
	Mutaz Issa Barshim	HJ: 2010-1
	Hamza Driouch	1500m: 2012-1
	Ashraf Amjad Al-Saifi	HT: 2012-1, 2014-1
	Mahamat Hamdi	HJ: 2016-3
	Abdalelah Haroun	400m: 2016-1
	Bassem Hemeida	400mH: 2018-2
	Mouad Mohamed Ibrahim	DT: 2016-1
	Abubaker Kamal	3000mSC: 2002-3

Moussa Omar Obaid 3000mSC: 2004-2
 Moustafa Ahmed Shebto 3000mSC: 2004-3
 Abdulrahman Suleiman 1500m: 2002-2
Majid Saeed Sultan 800m: 2004-1
 Women Mariam Mamdouh Farid 200m: 2016-6h1

ROU / Romania

Years Competed: (all) 1986 / 1988 / 1990 / 1992 / 1994 / 1996 / 1998 / 2000 / 2002 / 2004 / 2006 / 2008 / 2010 / 2012 / 2014 / 2016 / 2018 / 2021

Placing Tables:

Overall	Gold	Silver	Bronze	4th	5th	6th	7th	8th
1986	2	1	2	-	3	2	1	2
1988	2	2	-	2	2	4	1	1
1990	1	2	1	1	1	1	1	1
1992	4	1	1	1	-	-	-	1
1994	3	2	-	1	-	1	1	2
1996	1	3	4	-	2	1	2	1
1998	1	1	2	3	5	-	2	1
2000	1	1	1	2	-	-	-	-
2002	1	-	-	-	-	1	-	-
2004	-	2	1	-	-	2	2	1
2006	1	1	1	-	-	3	1	-
2008	2	-	-	-	2	2	-	-
2010	1	1	1	1	1	-	-	-
2012	-	-	-	-	1	2	-	1
2014	-	-	-	-	1	-	-	-
2016	-	-	1	-	1	-	1	-
2018	-	1	-	-	-	2	-	-
2021	-	-	-	-	-	-	4	-
Totals	20	18	15	11	19	21	16	11

Men	Gold	Silver	Bronze	4th	5th	6th	7th	8th
1988	-	1	-	-	-	1	-	-
1994	-	1	-	-	-	-	1	-
1996	-	-	1	-	-	-	-	-
1998	1	-	-	-	1	-	-	-
2000	1	-	-	-	-	-	-	-
2004	-	-	-	-	-	1	-	-
2006	-	-	-	-	-	1	-	-
2010	-	1	-	1	-	-	-	-
2016	-	-	-	-	1	-	-	-
2018	-	-	-	-	-	1	-	-
2021	-	-	-	-	-	-	1	-
Totals	2	3	1	1	2	4	2	-

Women	Gold	Silver	Bronze	4th	5th	6th	7th	8th
1986	2	1	2	-	3	2	1	2
1988	2	1	-	2	2	3	1	1
1990	1	2	1	1	1	1	1	1
1992	4	1	1	1	-	-	-	1
1994	3	1	-	1	-	1	-	2
1996	1	3	3	-	2	1	2	1
1998	-	1	2	3	4	-	2	1
2000	-	1	1	2	-	-	-	-
2002	1	-	-	-	-	1	-	-
2004	-	2	1	-	-	1	2	1
2006	1	1	1	-	-	2	1	-
2008	2	-	-	-	2	2	-	-
2010	1	-	1	-	1	-	-	-
2012	-	-	-	-	1	2	-	1
2014	-	-	-	-	1	-	-	-
2016	-	-	1	-	-	-	1	-
2018	-	1	-	-	-	1	-	-
2021	-	-	-	-	-	-	3	-
Totals	18	15	14	10	17	17	14	11

Medallists:

Men	Andrei Gag	DT: 2010-2
	Mugur Mateescu	400mH: 1988-2
	Marian Oprea	TJ: 2000-1
	Ionuț Pungă	TJ: 1996-3, 1998-1
	Bogdan Țăruș	LJ: 1994-2
Women	Georgiana Anitei	TJ: 2016-3
	Adina Anton	LJ: 2002-1
	Alina Astafei	HJ: 1986-2, 1988-1
	Virginia Balut	HT: 2000-2
	Liliana Bărbulescu	4x400mR: 2000-3
	Simona Barcău	800m: 2004-2
	Ancuța Bobocel	3000mSC: 2004-2, 2006-2
	Claudia Mirela Bortoi	1500m: 1990-2
	Andrea Burlacu	400m: 1996-1; 4x400mR: 1994-2, 1996-2
	Doina Calenic	3000m: 1986-3
	Mioara Cosuleanu	800m: 1994-1
	Adriana Dumitru	800m: 1986-3
	Mariana Florea	4x400mR: 1992-1
	Adelina Gavrilă	TJ: 1996-3
	Catalina Gheorghiu	800m: 1988-2
	Anamaria Greceanu	10,000mW: 2006-3
	Doina Homneac	1500m: 1988-1
	Cristina Iloc	5000m: 1996-3
	Lacramioara Ionescu	DT: 1998-3
	Claudia Iovan	5000mW: 1996-3
	Claudia Isaila	JT: 1992-1
	Elena Lavric	800m: 2008-1, 2010-1
	Adela Marchis	4x400mR: 2000-3
	Andrea Miklos	400m: 2018-2
	Marinella Mircea	4x400mR: 1994-2
	Lavinia Miroiu	4x400mR: 1994-2
	Maria Magdalena Nedelcu	400m: 1992-1; 800m: 1990-2; 4x400mR: 1992-1
	Cristina Nicolau	LJ: 1996-2; TJ: 1996-2
	Catalina Oprea	3000mSC: 2004-3
	Ana Padurean	1500m: 1986-1
	Cleopatra Palacian	3000m: 1986-1
	Bianca Perie	HT: 2006-1, 2008-1
	Georgeta Petrea	400mH: 1992-1; 4x400mR: 1992-1
	Aurica Rautu	800m: 1990-3
	Bianca Răzor	400m: 2010-3
	Otilia Ruicu	4x400mR: 1996-2
	Maria Rus	4x400mR: 2000-3
	Alina Rîpanu	4x400mR: 2000-3
	Anca Safta	4x400mR: 1996-2
	Mariana Solomon	TJ: 1998-2
	Simona Staicu	3000m: 1990-1
	Gabriela Szabo	3000m: 1992-2, 1994-1
	Viorica Țigău	Hep: 1998-3
	Medina Tudor	4x400mR: 1996-2
	Ionela Țirlea	400mH: 1994-1; 400m: 1992-3; 4x400mR: 1992-1, 1994-2

RSA / South Africa

Years Competed: 1992 / 1994 / 1996 / 1998 / 2000 / 2002 / 2004 / 2006 / 2008 / 2010 / 2012 / 2014 / 2016 / 2018 / 2021

Placing Tables:

Overall	Gold	Silver	Bronze	4th	5th	6th	7th	8th
1992	-	1	2	1	1	2	-	1
1994	3	-	-	-	-	2	-	1
1996	-	2	1	-	1	1+1=	-	-
1998	-	2	-	1	5	2	2	1+1=
2000	4	1	2	2	2	1	-	1
2002	2	-	-	-	-	1	1	-

2004	2	4	-	1	1	2	1	-
2006	1	-	-	1	-	2	-	-
2008	-	1	2	2	2	1	-	-
2010	1	-	1	1	-	1	-	-
2012	-	-	2	-	1	-	-	-
2014	-	-	-	-	-	-	1	1
2016	-	3	-	2	-	1	1	1
2018	3	-	1=	1	1	-	-	1=
2021	3	2	4	1	3	3	1	2
Totals	19	16	14+1=	13	17	19+1=	7	8+2=

Men	Gold	Silver	Bronze	4th	5th	6th	7th	8th
1992	-	1	2	1	1	2	-	1
1994	2	-	-	-	-	1	-	1
1996	-	2	1	-	1	-	-	-
1998	-	2	-	-	2	1	2	1+1=
2000	4	1	1	1	2	1	-	-
2002	2	-	-	-	-	-	-	-
2004	1	4	-	1	1	1	1	-
2006	1	-	-	-	-	1	-	-
2008	-	1	2	2	1	1	-	-
2010	1	-	-	1	-	1	-	-
2012	-	-	2	-	-	-	-	-
2014	-	-	-	-	-	-	1	-
2016	-	2	-	2	-	1	-	1
2018	2	-	1=	1	-	-	-	1=
2021	1	1	3	1	1	-	-	1
Totals	14	14	11+1=	10	9	10	4	5+2=

Women	Gold	Silver	Bronze	4th	5th	6th	7th	8th
1994	1	-	-	-	-	1	-	-
1996	-	-	-	-	-	1+1=	-	-
1998	-	-	-	1	3	1	-	-
2000	-	-	1	1	-	-	-	1
2002	-	-	-	-	-	1	1	-
2004	1	-	-	-	-	1	-	-
2006	-	-	-	1	-	1	-	-
2008	-	-	-	-	1	-	-	-
2010	-	-	1	-	-	-	-	-
2012	-	-	-	-	1	-	-	-
2014	-	-	-	-	-	-	-	1
2016	-	1	-	-	-	-	1	-
2018	1	-	-	-	1	-	-	-
2021	2	1	1	-	1	3	1	1
Totals	5	2	3	3	7	9+1=	3	3

Uni	Gold	Silver	Bronze	4th	5th	6th	7th	8th
2021	-	-	-	-	1	-	-	-
Totals	-	-	-	-	1	-	-	-

Medallists:

Men	Medallist	Record
	Kyle Blignaut	SP: 2018-1
	Okkert Brits	PV: 1992-3
	Oockert Cilliers	400mH: 2000-3
	Marius Corbett	JT: 1994-1
	Sinesipho Dambile	200m: 2021-3; 4x100mR: 2021-1
	Gerhard De Beer	DT: 2012-3
	Riaan Dempers	200m: 1996-2
	Glen Elferink	200m: 1992-3
	Roscoe Engel	4x100mR: 2008-3
	Jacques Freitag	HJ: 2000-1
	Aaron Gabonewe	5000m: 1996-3
	Chris Gebhardt	4x400mR: 2004-2
	Paul Gorries	200m: 2000-1
	Johannes Grobler	JT: 2016-2
	Ruaan Grobler	4x400mR: 2004-2 (ran ht)
	Llewellyn Herbert	400mH: 1996-2
	Hannes Hopley	DT: 2000-1
	Leigh Julius	200m: 2004-2; 4x400mR: 2004-2

Frantz Kruger	DT: 1994-1
Wouter le Roux	4x400mR: 2004-2
Gift Leotlela	200m: 2016-2
Luvo Manyonga	LJ: 2010-1
Khotso Mokoena	LJ: 2004-2; TJ: 2004-1
Lucky Moleyane	4x100mR: 2021-1
Morné Moolman	JT: 2012-3
Johannes Mosala	4x100mR: 2008-3
Matt Nortje	400m: 2021-3
Bradley Oliphant	4x100mR: 2021-1 (ran ht)
André Olivier	800m: 2008-3
Henru Olivier	4x100mR: 2021-1 (ran ht)
John Oosthuizen	JT: 2006-1
Hardus Pienaar	JT: 1998-2, 2000-1
Breyton Poole	HJ: 2018-3=
Frits Potgieter	DT: 1992-2
Kyle Rademeyer	PV: 2021-3
Lohan Rautenbach	JT: 2004-2
Benji Richardson	100m: 2021-2; 4x100mR: 2021-1
Janus Robberts	SP: 1998-2
Werner Smit	HT: 2002-1
Patrick Vosloo	4x100mR: 2008-3
Mihlali Xotyeni	4x100mR: 2021-1
Sokwakhana Zazini	400mH: 2018-1
Ter de Villiers	400mH: 2000-2
LJ van Zyl	400mH: 2002-1; 4x400mR: 2004-2

Wilhelm van der Vyver 100m: 2008-2; 4x100mR: 2008-3

Women	Medallist	Record
	Tazmin Brits	JT: 2010-3
	Miné de Klerk	SP: 2021-1; DT: 2021-2
	Marizca Gertenbach	HJ: 2000-3
	Mirè Reinstorf	PV: 2021-1
	Justine Robbeson	Hep: 2004-1
	Dané Roets	SP: 2021-3
	Heide Sejerling	200m: 1994-1
	Jo-Ane van Dyk	JT: 2016-2
	Zeney van der Walt	400mH: 2018-1

RUS / Russia

Years Competed: 1994 / 1996 / 1998 / 2000 / 2002 / 2004 / 2006 / 2008 / 2010 / 2012 / 2014 / 2018 / 2021

As ANA / Authorised Neutral Athletes in 2018 & 2021

See also USSR for 1986-1992

Placing Tables:

Overall	Gold	Silver	Bronze	4th	5th	6th	7th	8th
1994	5	1	3	2	1	1	3+1=	1
1996	3	1	2	2	3	2	3	2+1=
1998	5	2	-	2	1+1=	-	3	5+1=
2000	4	6	1	2	2	4	2	-
2002	1	2	7	3+1=	3	2	5	3
2004	7	8	3	3	3	2	2	1
2006	4	3	3	7	3+1=	4	2	2
2008	4	3	-	3+1=	4	-	3	1
2010	5	1	3	2	-	2	-	1
2012	2	2	3	2+1=	2	-	1	2
2014	3	1	2	2	4+1=	2	1	-
2018 ^{ANA}	-	-	-	2	1	-	-	-
2021 ^{ANA}	2	1	-	1	5	1	1	2
Totals	45	31	27	33+3=	32+3=	20	26+1=	20+2=

Men	Gold	Silver	Bronze	4th	5th	6th	7th	8th
1994	1	1	1	-	-	1	3	1
1996	-	-	1	-	2	-	2	2+1=
1998	2	1	-	-	1	-	2	2+1=
2000	1	2	1	1	-	2	1	-

2002	1	1	1	1+1=	3	-	-	-
2004	4	3	1	1	-	1	1	-
2006	2	1	1	3	1+1=	2	1	2
2008	2	1	-	1+1=	3	-	-	-
2010	3	1	2	1	-	1	-	-
2012	1	1	-	1+1=	1	-	1	2
2014	1	1	1	1	2+1=	2	-	-
2021 ^{ANA}	-	1	-	-	3	-	1	1
Totals	18	14	9	10+3=	16+2=	9	12	10+2=

Women	Gold	Silver	Bronze	4th	5th	6th	7th	8th
1994	4	-	2	2	1	-	1=	-
1996	3	1	1	2	1	2	1	-
1998	3	1	-	2	1=	-	1	3
2000	3	4	-	1	2	2	1	-
2002	-	1	6	2	-	2	5	3
2004	3	5	2	2	3	1	1	1
2006	2	2	2	4	2	2	1	-
2008	2	2	-	2	1	-	3	1
2010	2	-	1	1	-	1	-	1
2012	1	1	3	1	1	-	-	-
2014	2	-	1	1	2	-	1	-
2018 ^{ANA}	-	-	-	2	1	-	-	-
2021 ^{ANA}	2	-	-	1	2	1	-	1
Totals	27	17	18	23	16+1=	11	14+1=	10

Medallists:

Men		
	Mikhail Akimenko	HJ: 2014-1
	Yevgeniy Aydamirov	HT: 2006-1
	Andrey Azarenkov	HT: 2004-1
	Petr Bogatyrev	10,000mW: 2010-3
	Alexander Bulanov	SP: 2008-2
	Viktor Burayev	10,000mW: 2000-3
	Dmitriy Buryak	4x400mR: 2006-2
	Viktor Chistyakov	PV: 1994-1
	Yevgeniy Demkov	10,000mW: 2000-2
	Maksim Dyldin	4x400mR: 2006-2
	Stanislav Emelyanov	10,000mW: 2008-1
	Aleksey Fedorov	TJ: 2010-1
	Valeriy Filipchuk	10,000mW: 2010-1
	Pavel Gerasimov	PV: 1998-1
	Aleksandr Grekov	SP: 2004-3
	Anton Ivakin	PV: 2010-1
	Vladimir Kanaykin	10,000mW: 2002-1, 2004-2
	Aleksey Khanafin	PV: 2000-1
	Leonid Kivalov	PV: 2006-3
	Anton Kokorin	4x400mR: 2006-2
	Roman Konevtsov	HT: 1996-3
	Daniil Kotov	PV: 2014-2
	Sergey Morgunov	LJ: 2012-1
ANA	Denis Novoseltsev	400mH: 2021-2
	Oleg Pirog	DT: 2004-2
	Artem Primak	TJ: 2012-2
	Roman Rasskazov	10,000mW: 1998-1
	Andrey Ruzavin	10,000mW: 2004-1
	Vyacheslav Sakayev	4x400mR: 2006-2
	Aleksandr Sergeev	TJ: 2002-3
	Konstantin Shabanov	110mH: 2008-1
	Ilya Shkurennev	Dec: 2010-2
	Vladislav Shkurlatov	JT: 2002-2
	Yevgeniy Shmalyuk	10,000mW: 1994-2
	Dmitry Starodubtsev	PV: 2004-1
	Aleksey Sysoyev	Dec: 2004-2
	Dmitri Tarabin	JT: 2010-3
	Ilya Terentyev	HT: 2014-3
	Aleksey Tovarnov	JT: 2004-1
	Arkadiy Vasilyev	Dec: 2006-1
	Sergey Vasilyev	HT: 1994-3
	Yury Voronkin	HT: 1998-2
	Dmtriy Yefimov	4x400mR: 2006-2 (ran ht)
	Ivan Yushkov	SP: 2000-2

Women	Elmira Alembekova	10,000mW: 2008-2
	Anna Alminova	1500m: 2004-2
	Anna Avdeyeva	SP: 2004-2
	Lidiya Bashlykova	Hep: 2000-2
	Natalya Belinskaya	PV: 2002-3
	Yekaterina Bleskina	100mH: 2012-3
	Anna Bulgakova	HT: 2006-2
	Tatyana Chernova	Hep: 2006-1
	Mariya Dryakhlova	4x400mR: 2002-3
	Alina Galitskaya	4x400mR: 2012-3
	Yana Glotova	4x400mR: 2012-3
	Yuliya Golubchikova	PV: 2002-2
	Yuliya Gushchina	4x400mR: 2002-3
ANA	Violetta Ignatyeva	DT: 2021-1
	Irina Iliyeva	HJ: 2014-3
	Anastasiya Ilyina	TJ: 2000-1
	Yelena Isinbaeva	PV: 2000-1
	Olga Kaliturina	HJ: 1994-1
	Yekaterina Kolesova	PV: 2008-2
	Yuliya Koltachikhina	4x400mR: 2012-3
	Yekaterina Kostetskaya	400mH: 2004-1; 4x400mR: 2004-2
	Tatyana Kozlova	10,000mW: 2000-2
	Mariya Kuchina	HJ: 2012-3
	Marina Kuptsova	HJ: 1998-1, 2000-2
	Svetlana Lapina	HJ: 1996-3
	Yelena Lashmanova	10,000mW: 2010-1
	Tatyana Lebedeva	TJ: 1994-3
	Nadezhda Leontyeva	10,000mW: 2012-2
	Olga Levenkova	Hep: 2002-3
	Alena Lutkovskaya	PV: 2014-1
	Yuliya Lyakhova	HJ: 1996-1
	Yelena Lysak	LJ: 1994-1; TJ: 1994-1
	Yekaterina Medvedeva	10,000mW: 2012-1
	Olga Mikayeva	800m: 1998-1; 4x400mR: 1998-2
	Tatyana Mineyeva	10,000mW: 2008-1
	Yelena Mygunova	4x400mR: 2002-3
	Natalya Nazarova	400m: 1998-1; 4x400mR: 1998-2
	Irina Obedina	4x400mR: 2004-2 (ran ht)
	Olga Panfyorova	5000mW: 1996-2
	Yana Panteleyeva	Hep: 2006-3
	Irina Petrova	10,000mW: 2004-1
	Darya Pishchalnikova	DT: 2004-2
	Tatyana Popova	4x400mR: 2002-3
	Svetlana Pospelova	4x400mR: 1998-2
	Diana Potapova	4x400mR: 2004-2 (ran ht)
	Anna Pyatykh	TJ: 2000-2
	Yekaterina Renzhina	4x400mR: 2012-3
	Yuliya Rozenfeld	HT: 2002-3
	Vera Rudakova	400mH: 2010-1
	Yelizaveta Shalygina	Hep: 1996-1
	Mariya Shapayeva	4x400mR: 2004-2
	Tatyana Shemyakina	10,000mW: 2006-2
	Svetlana Shkolina	HJ: 2004-2
	Yekaterina Shtepa	100mH: 2006-1
	Evgeniya Smirnova	SP: 2010-3
	Vera Sokolova	10,000mW: 2004-3
	Olga Soldatova	4x400mR: 2004-2
ANA	Natalya Spiridonova	HJ: 2021-1
	Irina Stankina	5000mW: 1994-1, 1996-1
	Yekaterina Starygina	JT: 2014-1
	Olesya Syreva	1500m: 2002-3; 3000m: 2002-3
	Viktoriya Talko	4x400mR: 2004-2
	Anastasiya Taranova	TJ: 2004-1
	Irina Tarasova	SP: 2006-3
	Natalya Trofimova	5000mW: 1994-3

Valeriya Volik PV: 2008-1
Tatyana Yakovleva TJ: 2004-3
Lyudmila Yefimkina 10,000mW: 2000-1
Olesya Zykina 4x400mR: 1998-2

RWA / Rwanda

Years Competed: 1996 / 1998 / 2000 / 2002 / 2004 / 2006 / 2010 / 2012 / 2016

Placing Tables:

Overall	Gold	Silver	Bronze	4th	5th	6th	7th	8th
2000	-	-	-	-	-	1	-	-
2004	-	-	-	-	-	-	-	1
2016	-	-	-	-	-	1	-	-
Totals	-	-	-	-	-	2	-	1

Men	Gold	Silver	Bronze	4th	5th	6th	7th	8th
2000	-	-	-	-	-	1	-	-
2004	-	-	-	-	-	-	-	1
Totals	-	-	-	-	-	1	-	1

Women	Gold	Silver	Bronze	4th	5th	6th	7th	8th
2016	-	-	-	-	-	1	-	-
Totals	-	-	-	-	-	1	-	-

Highest Placings:

Men Jean Baptiste Simukeka 10,000m: 2000-6
Women Beatha Nishimwe 1500m: 2016-6

SAM / Samoa

Years Competed: 1988 / 1996 / 1998 / 2000 / 2002 / 2004 / 2006 / 2008 / 2010 / 2014 / 2016

Placing Table:

Women	Gold	Silver	Bronze	4th	5th	6th	7th	8th
2010	-	-	-	1	-	-	1	-
Totals	-	-	-	1	-	-	1	-

Highest Placings:

Men Stephen Lasei DT: 2006-26Q
Women Margaret Satupai SP: 2010-4

SCG / Serbia & Montenegro

Year Entered: 2004

Placing Tables:

Overall	Gold	Silver	Bronze	4th	5th	6th	7th	8th
2004	-	-	1	-	-	2	-	-
Totals	-	-	1	-	-	2	-	-

Men	Gold	Silver	Bronze	4th	5th	6th	7th	8th
2004	-	-	1	-	-	1	-	-
Totals	-	-	1	-	-	1	-	-

Women	Gold	Silver	Bronze	4th	5th	6th	7th	8th
2004	-	-	-	-	-	1	-	-
Totals	-	-	-	-	-	1	-	-

Medallists or Highest Placings:

Men Luka Rujević DT: 2004-3
Women Biljana Jović 3000mSC: 2004-6

SEN / Senegal

Years Competed: 1986 / 1988 / 1990 / 1992 / 1994 / 1996 / 1998 / 2000 / 2002 / 2004 / 2006 / 2008 / 2010 / 2012 / 2014 / 2021

Placing Tables:

Overall	Gold	Silver	Bronze	4th	5th	6th	7th	8th
1992	-	-	-	1	-	-	-	-
2021	-	-	-	-	-	-	-	1
Totals	-	-	-	1	-	-	-	1

Men	Gold	Silver	Bronze	4th	5th	6th	7th	8th
1992	-	-	-	1	-	-	-	-
Totals	-	-	-	1	-	-	-	-

Women	Gold	Silver	Bronze	4th	5th	6th	7th	8th
2021	-	-	-	-	-	-	-	1
Totals	-	-	-	-	-	-	-	1

Highest Placings:

Men Oumar Loum 100m: 1992-4
Women Fatou Diabaye 4x400mR: 2002-dns
Gnima Faye 4x400mR: 2002-dns
Adja Ndiaye 4x400mR: 2002-dns
Saly Sarr TJ: 2021-8
Aminata Sylla 4x400mR: 2002-dns

SEY / Seychelles

Years Competed: 1986 / 1988 / 1992 / 1994 / 1996 / 1998 / 2002 / 2004 / 2006 / 2010 / 2012 / 2014 / 2016 / 2018

Placing Table:

Women	Gold	Silver	Bronze	4th	5th	6th	7th	8th
2012	-	1	-	-	-	-	-	-
Totals	-	1	-	-	-	-	-	-

Medallists or Highest Placings:

Men Ned Azemia 400mH: 2016-4s1
Women Lissa Labiche HJ: 2012-2

SGP / Singapore

Years Competed: (all) 1986 / 1988 / 1990 / 1992 / 1994 / 1996 / 1998 / 2000 / 2002 / 2004 / 2006 / 2008 / 2010 / 2012 / 2014 / 2016 / 2018 / 2021

Highest Placings:

Men Louis Marc Brian 110mH: 2021-4s2
Women Veronica Pereira 200m: 2014-6s2

SKN / Saint Kitts & Nevis

Years Competed: 1986 / 1988 / 1990 / 1994 / 1998 / 2000 / 2002 / 2004 / 2006 / 2008 / 2010 / 2012 / 2014 / 2016

Placing Tables:

Overall	Gold	Silver	Bronze	4th	5th	6th	7th	8th
2008	-	1	-	-	-	1	1	-
2010	-	-	-	-	-	1	-	-
Totals	-	1	-	-	-	2	1	-

Men	Gold	Silver	Bronze	4th	5th	6th	7th	8th
2010	-	-	-	-	-	1	-	-
Totals	-	-	-	-	-	1	-	-

Women	Gold	Silver	Bronze	4th	5th	6th	7th	8th
2008	-	1	-	-	-	1	1	-
Totals	-	1	-	-	-	1	1	-

Medallists or Highest Placings:

Men	Jason Rogers	100m: 2010-6
Women	Meritzer Williams	200m: 2008-2

SLE / Sierra Leone

Years Competed: 1986 / 1988 / 1990 / 1992 / 1994 / 1998 / 2006 / 2014 / 2021

Highest Placings:

Men	Foday Sillah	400m: 1992-5s2
Women	Eunice Barber	Hep: 1992-14

SLO / Slovenia

Years Competed: 1992 / 1994 / 1996 / 1998 / 2000 / 2002 / 2004 / 2006 / 2008 / 2010 / 2012 / 2014 / 2016 / 2018 / 2021

Placing Tables:

Overall	Gold	Silver	Bronze	4th	5th	6th	7th	8th
1992	-	-	-	-	-	-	1	-
1994	1	-	-	-	-	1	-	1
1996	-	-	-	-	3	-	-	-
2006	-	1	-	-	-	-	-	-
2008	-	-	-	1	-	-	-	-
2010	-	1	-	-	2	-	-	-
2012	-	-	-	-	1	-	-	1
2014	-	1	-	-	-	1	-	-
2018	-	-	-	1	-	-	-	-
2021	-	-	-	1	1	-	-	1
Totals	1	3	-	3	7	2	1	3

Men	Gold	Silver	Bronze	4th	5th	6th	7th	8th
1994	1	-	-	-	-	1	-	1
1996	-	-	-	-	1	-	-	-
2012	-	-	-	-	1	-	-	1
2014	-	1	-	-	-	1	-	-
2021	-	-	-	-	1	-	-	-
Totals	1	1	-	-	3	2	-	2

Women	Gold	Silver	Bronze	4th	5th	6th	7th	8th
1992	-	-	-	-	-	-	1	-
1996	-	-	-	-	2	-	-	-
2006	-	1	-	-	-	-	-	-
2008	-	-	-	1	-	-	-	-
2010	-	1	-	-	2	-	-	-
2018	-	-	-	1	-	-	-	-
2021	-	-	-	1	-	-	-	1
Totals	-	2	-	3	4	-	1	1

Medallists:

Men	Gregor Cankar	LJ: 1994-1
	Matija Muhar	JT: 2014-2
Women	Tina Šutej	PV: 2006-2
	Barbara Špiler	HT: 2010-2

SMR / San Marino

Years Competed: 1986 / 1994 / 1996 / 1998 / 2000 / 2004 / 2006 / 2010 / 2012 / 2014 / 2016 / 2018

Highest Placings:

Men	Federico Gorrieri	LJ: 2004-27Q
Women	Sara Maroncelli	100m: 2000-5h1

SOL / Solomon Islands

Years Competed: 1996 / 1998 / 2000 / 2002 / 2004 / 2006 / 2008 / 2010 / 2012

Highest Placings:

Men	Henry Foufaka	5000m: 2002-17
Women	No competitors	

SOM / Somalia

Years Competed: 1986 / 1988 / 1990 / 1996 / 2021

Placing Table:

Men	Gold	Silver	Bronze	4th	5th	6th	7th	8th
1986	-	-	-	-	-	-	-	1
Totals	-	-	-	-	-	-	-	1

Highest Placings:

Men	Aboukar Adani	5000m: 1986-8
Women	Fowzia Ibrahim Jilaow	200m: 1986-7h4

SRB / Serbia

Years Competed: 2006 / 2008 / 2010 / 2012 / 2014 / 2016 / 2018 / 2021

Placing Tables:

Overall	Gold	Silver	Bronze	4th	5th	6th	7th	8th
2006	-	-	-	-	-	1	1	-
2008	1	-	2	-	-	-	-	-
2010	-	1	-	-	-	-	1	1
2012	-	1	1	-	-	-	-	-
2016	-	-	-	-	-	-	-	1
2018	-	-	-	-	-	1	-	1
2021	1	-	-	-	1	1	-	-
Totals	2	2	3	-	1	3	2	3

Men	Gold	Silver	Bronze	4th	5th	6th	7th	8th
2008	-	-	1	-	-	-	-	-
2010	-	1	-	-	-	-	1	-
2016	-	-	-	-	-	-	-	1
2018	-	-	-	-	-	1	-	1
Totals	-	1	1	-	-	1	1	2

Women	Gold	Silver	Bronze	4th	5th	6th	7th	8th
2006	-	-	-	-	-	1	1	-
2008	1	-	1	-	-	-	-	-
2010	-	-	-	-	-	-	-	1
2012	-	1	1	-	-	-	-	-
2021	1	-	-	-	1	1	-	-
Totals	2	1	2	-	1	2	1	1

Medallists:

Men	Božidar Antunović	SP: 2010-2
	Mihail Dudaš	Dec: 2008-3
Women	Tatjana Jelaca	JT: 2008-3
	Amela Terzic	1500m: 2012-2
	Adriana Vilagoš	JT: 2021-1
	Marija Vučenović	JT: 2012-3
	Ivana Španović	LJ: 2008-1

SRI / Sri Lanka

Years Completed: 1986 / 1988 / 1996 / 1998 / 2000 / 2002 / 2004 / 2006 / 2008 / 2010 / 2012 / 2014 / 2016 / 2018 / 2021

Placing Tables:

Overall	Gold	Silver	Bronze	4th	5th	6th	7th	8th
2008	-	-	-	-	-	-	1	-
2012	-	-	-	-	-	-	1	-
2018	-	-	-	-	-	-	-	1
2021	-	-	-	-	-	-	1	-
Totals	-	-	-	-	-	-	3	1

Men	Gold	Silver	Bronze	4th	5th	6th	7th	8th
2008	-	-	-	-	-	-	1	-
2012	-	-	-	-	-	-	1	-
2018	-	-	-	-	-	-	-	1
Totals	-	-	-	-	-	-	2	1

Uni	Gold	Silver	Bronze	4th	5th	6th	7th	8th
2021	-	-	-	-	-	-	1	-
Totals	-	-	-	-	-	-	1	-

Highest Placings:

Men	Shehan Abeypitiyage	100m: 2008-7
	Ishuru Bans	u4x400mR: 2021-7
	Milan Dissanayake	HJ: 2012-7
	Dilshan Udunuwara	u4x400mR: 2021-7
Women	Tharushi Dissanayaka	u4x400mR: 2021-7
	Lakshima Mendis	u4x400mR: 2021-7

SSD / South Sudan

Year Entered: 2021

Placing Table:

Men	Gold	Silver	Bronze	4th	5th	6th	7th	8th
2021	-	-	-	-	-	-	-	1
Totals	-	-	-	-	-	-	-	1

Highest Placings:

Men	Ajan Chol	5000m: 2021-8
Women	Perina Togo	800m: 2021-dq/h4

STP / DR of São Tomé and Príncipe

Years Completed: 1994 / 1998 / 2000 / 2002 / 2004 / 2008 / 2010 / 2012 / 2018

Highest Placings:

Men	Emanuel Sousa	DT: 2018-nm/final
Women	Gloria Diogo	100m: 2002-6h1
	Euridice Semedo	800m: 2000-6h4

SUD / Sudan

Years Completed: 1986 / 1988 / 1990 / 1994 / 1996 / 1998 / 2000 / 2002 / 2004 / 2006 / 2008 / 2010 / 2012 / 2016 / 2018 / 2021

Placing Tables:

Overall	Gold	Silver	Bronze	4th	5th	6th	7th	8th
1996	-	1	-	-	-	-	-	-
2002	-	-	-	-	1	-	-	-
2004	-	1	-	-	-	-	-	1

2006	-	-	1	1	-	1	-	-
2008	1	-	-	-	-	-	-	1
Totals	1	2	1	1	1	1	-	2

Men	Gold	Silver	Bronze	4th	5th	6th	7th	8th
1996	-	1	-	-	-	-	-	-
2002	-	-	-	-	1	-	-	-
2004	-	1	-	-	-	-	-	-
2006	-	-	-	-	-	1	-	-
2008	1	-	-	-	-	-	-	-
Totals	1	2	-	-	1	1	-	-

Women	Gold	Silver	Bronze	4th	5th	6th	7th	8th
2004	-	-	-	-	-	-	-	1
2006	-	-	1	1	-	-	-	-
2008	-	-	-	-	-	-	-	1
Totals	-	-	1	1	-	-	-	2

Medallists:

Men	Nagmeldin Ali Abubaker	400m: 2004-2
	Abubaker Kaki	800m: 2008-1
	Mohamed Yagoub	1500m: 1996-2
Women	Nawal El-Jack	400m: 2006-3

SUI / Switzerland

Years Completed: (all) 1986 / 1988 / 1990 / 1992 / 1994 / 1996 / 1998 / 2000 / 2002 / 2004 / 2006 / 2008 / 2010 / 2012 / 2014 / 2016 / 2018 / 2021

Placing Tables:

Overall	Gold	Silver	Bronze	4th	5th	6th	7th	8th
1988	-	-	-	-	-	-	1	1
1992	-	-	-	-	1	-	1	1
1994	1	1	-	-	-	1	-	-
1996	1	-	-	-	-	-	2	-
2002	-	-	-	-	-	-	1	-
2004	-	1	-	-	-	-	-	-
2008	-	-	-	-	-	-	-	1
2012	-	1	-	-	-	-	-	-
2014	-	-	-	-	1	-	-	-
2016	1	-	-	-	-	-	2	-
2018	-	-	4	-	1	2	-	1
2021	-	2	2	-	-	-	-	-
Totals	3	5	6	-	3	3	7	4

Men	Gold	Silver	Bronze	4th	5th	6th	7th	8th
1988	-	-	-	-	-	-	1	1
1992	-	-	-	-	1	-	-	1
1994	-	1	-	-	-	-	-	-
1996	-	-	-	-	-	-	1	-
2018	-	-	1	-	1	-	-	1
2021	-	-	1	-	-	-	-	-
Totals	-	1	2	-	2	-	2	3

Women	Gold	Silver	Bronze	4th	5th	6th	7th	8th
1992	-	-	-	-	-	-	1	-
1994	1	-	-	-	-	1	-	-
1996	1	-	-	-	-	-	1	-
2002	-	-	-	-	-	-	1	-
2004	-	1	-	-	-	-	-	-
2008	-	-	-	-	-	-	-	1
2012	-	1	-	-	-	-	-	-
2014	-	-	-	-	1	-	-	-
2016	1	-	-	-	-	-	2	-
2018	-	-	3	-	-	2	-	-
2021	-	2	1	-	-	-	-	-
Totals	3	4	4	-	1	3	5	1

Medallists:

Men	André Bucher	1500m: 1994-2
	Simon Ehammer	Dec: 2018-3
	Jephté Vogel	SP: 2021-3
Women	Sabrina Altermatt	100mH: 2004-2
	Marithé Engondo	HJ: 2021-2
	Yasmin Giger	400mH: 2018-3
	Mélissa Gutschmidt	100m: 2021-3
	Angelica Moser	PV: 2016-1
	Valentina Rosamilia	800m: 2021-2
	Delia Sclabas	800m: 2018-3; 1500m: 2018-3
Anita Weyermann	1500m: 1994-1; 3000m: 1996-1	
Noemi Zbären	100mH: 2012-2	

SUR / Surinam

Years Competed: 1986 / 1988 / 1992 / 2000 / 2008 / 2010 / 2014 / 2016

Placing Table:

Men	Gold	Silver	Bronze	4th	5th	6th	7th	8th
2016	-	-	-	-	-	-	-	1
Totals	-	-	-	-	-	-	-	1

Highest Placings:

Men	Miguel van Assen	TJ: 2016-8
Women	Kirsten Niuwendam	100m: 2010-8s2

SVK / Slovak Republic

Years Competed: 1994 / 1996 / 1998 / 2000 / 2002 / 2004 / 2006 / 2008 / 2010 / 2012 / 2014 / 2016 / 2018 / 2021

Placing Tables:

Overall	Gold	Silver	Bronze	4th	5th	6th	7th	8th
1994	-	-	1=	1	1	-	1	-
1996	-	-	-	-	2	-	-	-
1998	1	-	-	-	1	1	-	-
2000	-	-	2	1	1	1	-	2
2002	-	2	-	-	3	-	-	-
2006	-	-	1	-	-	-	-	-
2012	-	-	-	-	-	1	-	-
2016	-	-	-	-	1	-	-	-
2018	-	-	-	1	1	-	-	-
2021	-	-	-	-	-	1	-	-
Totals	1	2	3+1=	3	10	4	1	2

Men	Gold	Silver	Bronze	4th	5th	6th	7th	8th
1994	-	-	-	1	1	-	1	-
1996	-	-	-	-	2	-	-	-
1998	1	-	-	-	1	-	-	-
2002	-	-	-	-	1	-	-	-
2006	-	-	1	-	-	-	-	-
Totals	1	-	1	1	5	-	1	-

Women	Gold	Silver	Bronze	4th	5th	6th	7th	8th
1994	-	-	1=	-	-	-	-	-
1998	-	-	-	-	-	1	-	-
2000	-	-	2	1	1	1	-	2
2002	-	2	-	-	2	-	-	-
2012	-	-	-	-	-	1	-	-
2016	-	-	-	-	1	-	-	-
2018	-	-	-	1	1	-	-	-
2021	-	-	-	-	-	1	-	-
Totals	-	2	2+1=	2	5	4	-	2

Medallists:

Men	Mikuláš Konopka	SP: 1998-1
	Marcel Lomnický	HT: 2006-3
Women	Martina Danisová	HT: 2002-2
	Lucia Klocová	800m: 2000-3, 2002-2
	Lenka Rihaková	HJ: 1994-3=
	Dana Veldáková	TJ: 2000-3

SWE / Sweden

Years Competed: (all) 1986 / 1988 / 1990 / 1992 / 1994 / 1996 / 1998 / 2000 / 2002 / 2004 / 2006 / 2008 / 2010 / 2012 / 2014 / 2016 / 2018 / 2021

Placing Tables:

Overall	Gold	Silver	Bronze	4th	5th	6th	7th	8th
1986	-	-	-	-	-	2	2	1+1=
1988	-	-	-	2	-	2	2	1
1990	-	1	1	-	-	-	-	1
1992	1	1	-	-	1	1	-	-
1994	-	2	1	-	-	-	2=	-
1996	-	1	-	-	2	-	1	-
1998	-	1	1	1	-	-	-	1
2000	2	1	1	-	1	2	-	1+1=
2002	1	-	-	-	-	-	-	1
2004	-	-	-	1	1	-	-	-
2006	-	-	-	-	1	-	1	1
2008	-	-	-	-	1	2	2	2+2=
2010	1	-	1	-	-	-	1+1=	1
2012	2	-	-	1	-	1	1	-
2014	-	2	1	-	-	3	2	3
2016	-	1	1	3	1	-	1=	1
2018	1	1	-	1	-	1	1	1
2021	3	-	-	-	-	-	-	-
Totals	11	11	7	9	8	14	13+4=	15+4=

Men	Gold	Silver	Bronze	4th	5th	6th	7th	8th
1986	-	-	-	-	-	1	1	1+1=
1988	-	-	-	1	-	2	1	1
1990	-	-	-	-	-	-	-	1
1992	-	1	-	-	-	1	-	-
1994	-	1	-	-	-	-	1=	-
1996	-	1	-	-	-	-	1	-
1998	-	-	-	-	-	-	-	1
2000	-	1	-	-	1	1	-	1+1=
2004	-	-	-	1	1	-	-	-
2008	-	-	-	-	1	1	-	1
2010	-	-	1	-	-	-	1=	1
2012	-	-	-	-	-	1	-	-
2014	-	-	1	-	-	-	1	1
2016	-	1	1	1	-	-	-	-
2018	1	-	-	1	-	1	-	-
2021	1	-	-	-	-	-	-	-
Totals	2	5	3	4	3	8	4+2=	8+2=

Women	Gold	Silver	Bronze	4th	5th	6th	7th	8th
1986	-	-	-	-	-	1	1	-
1988	-	-	-	1	-	-	1	-
1990	-	1	1	-	-	-	-	-
1992	1	-	-	-	1	-	-	-
1994	-	1	1	-	-	-	1=	-
1996	-	-	-	-	2	-	-	-
1998	-	1	1	1	-	-	-	-
2000	2	-	1	-	-	1	-	-
2002	1	-	-	-	-	-	-	1
2006	-	-	-	-	1	-	1	1
2008	-	-	-	-	-	1	2	1+2=
2010	1	-	-	-	-	-	1	-

2012	2	-	-	1	-	-	1	-
2014	-	2	-	-	-	3	1	2
2016	-	-	-	2	1	-	1=	1
2018	-	1	-	-	-	-	1	1
2021	2	-	-	-	-	-	-	-
Totals	9	6	4	5	5	6	9+2=	7+2=

Medallists:

Men	Andreas Almgren	800m: 2014-3	
	Niklas Arrhenius	DT: 2000-2	
	Armand Duplantis	PV: 2016-3, 2018-1	
	Andreas Gustafsson	SP: 1994-2	
	Patrik Kristiansson	PV: 1996-2	
	Marcus Nilsson	Dec: 2010-3	
	Wictor Petersson	SP: 2016-2	
	Rikard Rasmusson	400m: 1992-2	
	Gabriel Wallmark	TJ: 2021-1	
	Women	Angelica Bengtsson	PV: 2010-1, 2012-1
		Kajsa Bergqvist	HJ: 1994-2
		Iréne Ekelund	200m: 2014-2
		Malin Ewerlöf	1500m: 1990-3
Linda Fernström		4x100mR: 2000-3	
Sofi Flink		JT: 2012-1, 2014-2	
Lisa Gunnarsson		PV: 2018-2	
Emma Holmqvist		400mH: 1994-3	
Erica Johansson		LJ: 1990-2, 1992-1	
Jenny Kallur		4x100mR: 2000-3	
Susanna Kallur	100mH: 1998-3, 2000-1; 4x100mR: 2000-3		
Carolina Klüft	Hep: 2000-1, 2002-1		
Marie Norrman	HJ: 1998-2		
Emma Rienas	4x100mR: 2000-3		
Maja Åskag	LJ: 2021-1; TJ: 2021-1		

SWZ / Eswatini (Swaziland up to 2017)

Years Competed: 1986 / 1988 / 1994 / 1996 / 1998 / 2000 / 2002 / 2004 / 2006 / 2008 / 2014 / 2016 / 2018 / 2021

Highest Placings:

Men	Lihle Ginindza	4x100mR: 2021-5h1
	Ayanda Malaza	4x100mR: 2021-5h1
	Bongumenzi Mbingo	4x100mR: 2021-5h1
	Menziwokuhle Msibi	4x100mR: 2021-5h1
Women	Nomcebo Hlatshwayo	LJ: 1994-24Q

SYR / Syria

Years Competed: 1996 / 1998 / 2004 / 2006 / 2008 / 2010 / 2012

Placing Table:

Women	Gold	Silver	Bronze	4th	5th	6th	7th	8th
2006	-	-	-	-	-	-	1	-
Totals	-	-	-	-	-	-	1	-

Highest Placings:

Men	Hamed Mansour	DT: 2008-10
Women	Ghofran Al-Mouhmad	400mH: 2006-7

TAN / Tanzania

Years Competed: 1986 / 1988 / 1990 / 1992 / 1996 / 1998 / 2000 / 2002 / 2004 / 2006 / 2008 / 2010

Placing Tables:

Overall	Gold	Silver	Bronze	4th	5th	6th	7th	8th
1986	-	2	-	-	1	-	-	-
1988	-	-	-	2	1	1	1	-
1990	-	1	1	1	-	-	1	1
1992	-	-	-	-	1	-	1	-
1996	-	-	-	-	2	-	-	1
2002	-	-	1	-	-	-	-	-
2004	-	1	-	-	-	1	-	-
2006	-	-	-	-	-	-	-	1
2008	-	-	-	-	-	-	-	1
Totals	-	4	2	3	5	2	3	4

Men	Gold	Silver	Bronze	4th	5th	6th	7th	8th
1986	-	2	-	-	1	-	-	-
1988	-	-	-	2	1	1	1	-
1990	-	1	1	1	-	-	1	1
1992	-	-	-	-	1	-	1	-
1996	-	-	-	-	2	-	-	1
2002	-	-	1	-	-	-	-	-
2004	-	1	-	-	-	1	-	-
2008	-	-	-	-	-	-	-	1
Totals	-	4	2	3	5	2	3	3

Women	Gold	Silver	Bronze	4th	5th	6th	7th	8th
2006	-	-	-	-	-	-	-	1
Totals	-	-	-	-	-	-	-	1

Medallists or Highest Placings:

Men	Fabiano Joseph	10,000m: 2004-2
	Juma Mnyampanda	10,000m: 1986-2; 20km: 1986-2
	Samuel Mwera	1500m: 2002-3
	Juma Ninga	10,000m: 1990-3; 20km: 1990-2
Women	Farida Makula	5000m: 2006-8

TCH / Czechoslovakia

Years Competed: 1986 / 1988 / 1990 / 1992

Later CZE / Czech Republic & SVK / Slovak Republic (1993-)

Placing Tables:

Overall	Gold	Silver	Bronze	4th	5th	6th	7th	8th
1986	-	2	-	1	1	1	1	2
1988	-	1	-	-	-	1	2	1
1990	-	-	-	-	2	3+1=	2	-
1992	-	-	1	1	3	-	2	1
Totals	-	3	1	2	6	5+1=	7	4

Men	Gold	Silver	Bronze	4th	5th	6th	7th	8th
1986	-	1	-	1	1	1	-	2
1988	-	1	-	-	-	-	1	-
1990	-	-	-	-	-	2	2	-
1992	-	-	1	1	1	-	1	1
Totals	-	2	1	2	2	3	4	3

Women	Gold	Silver	Bronze	4th	5th	6th	7th	8th
1986	-	1	-	-	-	-	1	-
1988	-	-	-	-	-	1	1	1
1990	-	-	-	-	2	1+1=	-	-
1992	-	-	-	-	2	-	1	-
Totals	-	1	-	-	4	2+1=	3	1

Medallists:

Men		
CZE	Marek Bilek	DT: 1992-3
CZE	Ivo Krsek	LJ: 1986-2
CZE	Róbert Zmelík	Dec: 1988-2

2016	-	-	-	-	1	-	-	-
2018	-	-	-	-	-	-	-	1
Totals	-	-	-	-	2	1	1	2

Medallists or Highest Placings:

Men	Nai Hui-Fang	LJ: 1988-3
Women	Chang Chu	JT: 2016-5
	Wang Shu-Hua	LJ: 1988-5

TTO / Trinidad and Tobago

Years Competed: (all) 1986 / 1988 / 1990 / 1992 / 1994 / 1996 / 1998 / 2000 / 2002 / 2004 / 2006 / 2008 / 2010 / 2012 / 2014 / 2016 / 2018 / 2021

Placing Tables:

Overall	Gold	Silver	Bronze	4th	5th	6th	7th	8th
1988	-	-	-	-	-	-	2	-
1992	2	-	-	-	-	-	-	-
1998	-	-	-	-	1	1	-	-
2000	-	-	2	3	-	-	-	-
2002	1	1	1	-	-	-	-	1
2004	-	-	1	3	-	-	-	-
2006	2	-	-	-	-	-	1	-
2008	-	1	-	-	-	1	-	-
2010	1	-	1	1	-	1	-	-
2012	1	-	1	-	1	-	-	-
2014	1	-	-	1	1	2	-	2
2016	-	-	1	-	-	1	-	-
2018	-	-	-	-	-	-	1	-
Totals	8	2	7	8	3	6	4	3

Men	Gold	Silver	Bronze	4th	5th	6th	7th	8th
1988	-	-	-	-	-	-	2	-
1992	2	-	-	-	-	-	-	-
1998	-	-	-	-	1	-	-	-
2000	-	-	1	3	-	-	-	-
2002	1	1	1	-	-	-	-	-
2004	-	-	1	-	-	-	-	-
2006	1	-	-	-	-	-	1	-
2008	-	-	-	-	-	1	-	-
2010	1	-	1	-	-	1	-	-
2012	1	-	1	-	1	-	-	-
2014	1	-	-	-	1	2	-	2
2016	-	-	-	-	-	1	-	-
2018	-	-	-	-	-	-	1	-
Totals	7	1	5	3	3	5	4	2

Women	Gold	Silver	Bronze	4th	5th	6th	7th	8th
1988	-	-	-	-	-	1	-	-
2000	-	-	1	-	-	-	-	-
2002	-	-	-	-	-	-	-	1
2004	-	-	-	3	-	-	-	-
2006	1	-	-	-	-	-	-	-
2008	-	1	-	-	-	-	-	-
2010	-	-	-	1	-	-	-	-
2014	-	-	-	1	-	-	-	-
2016	-	-	1	-	-	-	-	-
Totals	1	1	2	5	-	1	-	1

Medallists:

Men	Shermund Allsop	4x100mR: 2010-3
	Brandon Benjamin	4x400mR: 2012-3
	Ato Boldon	100m: 1992-1; 200m: 1992-1
	Darrel Brown	100m: 2002-1; 4x100mR: 2002-3

Marc Burns	100m: 2000-3, 2002-2; 4x100mR: 2002-3
Machel Cedenio	400m: 2014-1; 4x400mR: 2012-3
Sabian Cox	4x100mR: 2010-3
Jehue Gordon	400mH: 2010-1
Asa Guevara	4x400mR: 2012-3
Kevin Haynes	4x100mR: 2010-3 (ran ht)
Kevon Holder	4x100mR: 2002-3
Jamil James	200m: 2004-3
Jamol James	4x100mR: 2010-3
Moriba Morain	4x100mR: 2010-3
Rennie Quow	400m: 2006-1
Jereem Richards	4x400mR: 2012-3
Chevon Simpson	4x100mR: 2002-3
Keshorn Walcott	JT: 2012-1
Women Fana Ashby	100m: 2000-3
Janeil Bellille	400mH: 2008-2
Khalifa St. Fort	100m: 2016-3
Rhonda Watkins	LJ: 2006-1

TUN / Tunisia

Years Competed: 1986 / 1992 / 1994 / 1996 / 1998 / 2002 / 2004 / 2006 / 2008 / 2010 / 2012 / 2016 / 2018 / 2021

Placing Tables:

Overall	Gold	Silver	Bronze	4th	5th	6th	7th	8th
2002	-	-	-	-	-	1	-	1
2004	-	1	-	-	-	-	-	-
2008	-	-	-	-	-	-	1	-
2016	-	-	-	-	-	1	-	2
Totals	-	1	-	-	-	2	1	3

Men	Gold	Silver	Bronze	4th	5th	6th	7th	8th
2002	-	-	-	-	-	-	-	1
2008	-	-	-	-	-	-	1	-
2016	-	-	-	-	-	1	-	2
Totals	-	-	-	-	-	1	1	3

Women	Gold	Silver	Bronze	4th	5th	6th	7th	8th
2002	-	-	-	-	-	1	-	-
2004	-	1	-	-	-	-	-	-
Totals	-	1	-	-	-	1	-	-

Medallists or Highest Placings:

Men	Riadh Chninni	800m: 2016-6
Women	Safa Aissaoui	3000m: 2004-2

TUR / Turkey

Years Competed: 1988 / 1990 / 1992 / 1994 / 1996 / 1998 / 2000 / 2002 / 2004 / 2006 / 2008 / 2010 / 2012 / 2014 / 2016 / 2018 / 2021

Placing Tables:

Overall	Gold	Silver	Bronze	4th	5th	6th	7th	8th
2000	1	-	-	-	-	2	-	-
2002	-	-	-	-	-	1	-	-
2004	-	-	1	-	1	-	-	-
2008	-	1	-	1=	-	-	-	-
2012	-	1	-	-	1	-	-	1
2014	-	-	1	-	1	1	-	-
2016	-	-	2	1	-	-	-	-
2018	-	1	-	-	1	-	-	2
2021	1	1	-	-	-	1	3	2
Totals	2	4	4	1+1=	4	5	3	5

Men	Gold	Silver	Bronze	4th	5th	6th	7th	8th
2000	1	-	-	-	-	-	-	-
2002	-	-	-	-	-	1	-	-
2004	-	-	1	-	1	-	-	-
2008	-	-	-	1=	-	-	-	-
2014	-	-	-	-	1	-	-	-
2016	-	-	1	1	-	-	-	-
2021	1	-	-	-	-	1	2	-
Totals	2	-	2	1+1=	2	2	2	-

Women	Gold	Silver	Bronze	4th	5th	6th	7th	8th
2000	-	-	-	-	-	2	-	-
2008	-	1	-	-	-	-	-	-
2012	-	1	-	-	1	-	-	1
2014	-	-	1	-	-	1	-	-
2016	-	-	1	-	-	-	-	-
2018	-	1	-	-	1	-	-	2
2021	-	1	-	-	-	-	1	2
Totals	-	4	2	-	2	3	1	5

Medallists:

Men	Berke Akçam	400mH: 2021-1
	Eşref Apak	HT: 2000-1
	Salih Korkmaz	10,000mW: 2016-3
	Selahattin Çobanoğlu	800m: 2004-3
Women	Pınar Akyol	SP: 2021-2
	Merve Aydın	800m: 2008-2
	Meryem Bekmez	10,000mW: 2018-2
	Emel Dereli	SP: 2014-3
	Nimet Karakuş	100m: 2012-2
	Eda Tugsuz	JT: 2016-3

TUV / Tuvalu

No competitors

UAE / United Arab Emirates

Years Competed: 1986 / 1994 / 1996 / 1998 / 2008 / 2014 / 2016

Placing Table:

Men	Gold	Silver	Bronze	4th	5th	6th	7th	8th
2008	-	-	-	-	-	-	1	-
Totals	-	-	-	-	-	-	1	-

Medallists or Highest Placings:

Men	Omar Al-Salfa	200m: 2008-7
Women	Fatima Al-Hosani	DT: 2016-26Q

UGA / Uganda

Years Competed: 1988 / 1992 / 1994 / 1996 / 1998 / 2000 / 2004 / 2006 / 2008 / 2010 / 2012 / 2014 / 2016 / 2018 / 2021

Placing Tables:

Overall	Gold	Silver	Bronze	4th	5th	6th	7th	8th
1992	-	-	1	-	-	-	-	-
1994	1	-	-	1	-	-	-	-
1996	-	-	-	-	-	1	-	-
1998	-	-	1	-	-	1	-	-
2000	1	-	-	-	-	-	-	-
2004	1	-	-	-	2	1	-	-
2006	-	-	1	-	-	1	-	-

2008	-	1	-	1	1	-	1	-
2010	-	-	2	1	-	-	-	-
2012	-	-	-	-	1	1	1	2
2014	1	-	-	2	1	1	-	-
2016	-	-	1	1	-	-	1	1
2018	-	2	-	1	-	2	1	-
2021	-	-	2	2	1	2	2	1
Totals	4	3	8	9	6	10	6	4

Men	Gold	Silver	Bronze	4th	5th	6th	7th	8th
1992	-	-	1	-	-	-	-	-
1994	1	-	-	1	-	-	-	-
1996	-	-	-	-	-	1	-	-
1998	-	-	1	-	-	-	-	-
2004	1	-	-	-	2	1	-	-
2006	-	-	1	-	-	1	-	-
2008	-	1	-	1	1	-	1	-
2010	-	-	1	1	-	-	-	-
2012	-	-	-	-	1	1	1	-
2014	1	-	-	1	1	1	-	-
2016	-	-	1	-	-	-	-	1
2018	-	1	-	-	-	2	1	-
2021	-	-	-	1	1	2	2	1
Totals	3	2	5	5	6	9	5	2

Women	Gold	Silver	Bronze	4th	5th	6th	7th	8th
1998	-	-	-	-	-	1	-	-
2000	1	-	-	-	-	-	-	-
2010	-	-	1	-	-	-	-	-
2012	-	-	-	-	-	-	-	2
2014	-	-	-	1	-	-	-	-
2016	-	-	-	1	-	-	1	-
2018	-	1	-	1	-	-	-	-
2021	-	-	2	1	-	-	-	-
Totals	1	1	3	4	-	1	1	2

Medallists:

Men	Julius Achon	1500m: 1994-1
	Jacob Araptany	3000mSC: 2010-3
	Abraham Chepkirwok	800m: 2006-3
	Joshua Cheptegei	10,000m: 2014-1
	Benjamin Kiplagat	3000mSC: 2008-2
	Jacob Kiplimo	10,000m: 2016-3, 2018-2
	Boniface Kiprof	10,000m: 2004-1
	Francis Ogola	400m: 1992-3
	Paskar Owor	800m: 1998-3
Women	Peruth Chemutai	3000mSC: 2018-2
	Prisca Chesang	5000m: 2021-3
	Dorcus Inzikuru	5000m: 2000-1
	Winnie Jemutai	1500m: 2021-3
	Annet Negesa	800m: 2010-3

UKR / Ukraine

Years Competed: 1994 / 1996 / 1998 / 2000 / 2002 / 2004 / 2006 / 2008 / 2010 / 2012 / 2014 / 2016 / 2018 / 2021
See also USSR for 1986-1992

Placing Tables:

Overall	Gold	Silver	Bronze	4th	5th	6th	7th	8th
1994	1	1	1	1	-	2	-	1
1996	1	-	-	-	1	1+1=	-	1
1998	-	-	-	1	-	-	1	1
2000	-	2	-	-	1	5	-	1
2002	1	1	-	-	1	1	2	-
2004	2	-	1	1	2	1	2	5
2006	-	1	5	3	2	-	1	-
2008	2	1	1	2	3	2	1	1

2010	-	-	2	1	1	-	1+1=	1
2012	-	-	-	4	-	-	3	1
2014	1	-	-	-	1=	1	-	-
2016	-	1	1	1	1	-	-	2+1=
2018	1	1	1	-	-	-	1	-
2021	-	1	1	1	1+1=	1	2	-
Totals	9	9	13	15	13+2=	15+1=	13+1=	15+1=

Men	Gold	Silver	Bronze	4th	5th	6th	7th	8th
1994	1	1	-	1	-	-	-	1
1996	1	-	-	-	-	1	-	-
1998	-	-	-	-	-	-	1	-
2000	-	2	-	-	-	-	-	1
2002	1	1	-	-	-	-	-	-
2004	-	-	1	1	1	-	1	1
2006	-	-	3	1	1	-	-	-
2008	1	-	1	-	1	-	1	1
2010	-	-	-	1	-	-	1=	-
2012	-	-	-	-	-	-	1	-
2016	-	1	-	1	-	-	-	1+1=
2018	-	1	1	-	-	-	-	1
2021	-	1	-	-	1=	1	-	-
Totals	4	7	6	5	3+1=	2	4+1=	6+1=

Women	Gold	Silver	Bronze	4th	5th	6th	7th	8th
1994	-	-	1	-	-	2	-	-
1996	-	-	-	-	1	1=	-	1
1998	-	-	-	1	-	-	-	1
2000	-	-	-	-	1	5	-	-
2002	-	-	-	-	1	1	2	-
2004	2	-	-	-	1	1	1	4
2006	-	1	2	2	1	-	1	-
2008	1	1	-	2	2	2	-	-
2010	-	-	2	-	1	-	1	1
2012	-	-	-	4	-	-	2	1
2014	1	-	-	-	1=	1	-	-
2016	-	-	1	-	1	-	-	1
2018	1	-	-	-	-	1	-	-
2021	-	-	1	1	1	-	2	-
Totals	5	2	7	10	10+1=	13+1=	9	9

Medallists:

Men	Roman Avramenko	JT: 2006-3
	Bogdan Bondarenko	HJ: 2006-3, 2008-1
	Artur Felfner	JT: 2021-2
	Gennadiy Gorbenko	400mH: 1994-1
	Myhaylo Havrylyuk	HT: 2018-3
	Myhaylo Kokhan	HT: 2018-2
	Aleksandr Korchmyd	PV: 2000-2
	Viktor Kuznetsov	TJ: 2004-3
	Aleksey Lukashevich	LJ: 1996-1
	Maksim Mazuryk	PV: 2002-1
	Stanislav Melnykov	400mH: 2006-3
	Mykyta Nesterenko	DT: 2008-3
	Hlib Piskunov	HT: 2016-2
	Vladislav Revenko	PV: 2002-2
	Igor Tugay	HT: 1994-2
	Vladimir Zyuskov	LJ: 2000-2
Women	Yuliya Baraley	4x400mR: 2008-2
	Margaryta Dorozhon	JT: 2006-3
	Mariya Horelova	LJ: 2021-3
	Irina Kovalenko	HJ: 2004-1
	Yuliya Krasnoshchok	4x400mR: 2008-2
	Liliya Kulyk	TJ: 2006-3
	Yuliya Kurylo	DT: 2010-3
	Yuliya Levchenko	HJ: 2016-3
	Nelya Neporadna	1500m: 2004-1
	Vira Rebryk	JT: 2006-2, 2008-1
	Alyona Shamotina	HT: 2014-1
	Yuliya Shpihernyuk	4x400mR: 2008-2 (ran ht)

Alina Shukh	JT: 2018-1
Tatyana Tkalic	200m: 1994-3
Marharyta Tverдохlib	LJ: 2010-3
Hanna Yaroshchuk	4x400mR: 2008-2
Olga Zemlyak	4x400mR: 2008-2

URS / USSR**Years Competed:** 1986 / 1988 / 1990 / 1992

As EUN / Unified Team in 1992

From 1994: ARM / Armenia, AZE / Azerbaijan, BLR / Belarus, EST / Estonia, GEO / Georgia, KAZ / Kazakhstan, KGZ / Kyrgyzstan, LAT / Latvia, LTU / Lithuania, MDA / Moldova, RUS / Russia, TJK / Tajikistan, TKM / Turkmenistan, UKR / Ukraine & UZB / Uzbekistan

Placing Tables:

Overall	Gold	Silver	Bronze	4th	5th	6th	7th	8th
1986	6	6	7	4	5	5	2	2
1988	4	6	12	7	5	4	2	5
1990	8	4	3	6	8	4	5	1
1992EUN	4	2=	5	4	2+1=	1	6	1
Totals	22	16+2=	27	21	20+1=	14	15	9

Men	Gold	Silver	Bronze	4th	5th	6th	7th	8th
1986	6	2	3	1	3	4	1	1
1988	4	2	8	3	3	3	1	1
1990	5	2	3	4	4	1	1	1
1992EUN	3	-	2	1	2+1=	-	4	-
Totals	18	6	16	9	12+1=	8	7	3

Women	Gold	Silver	Bronze	4th	5th	6th	7th	8th
1986	-	4	4	3	2	1	1	1
1988	-	4	4	4	2	1	1	4
1990	3	2	-	2	4	3	4	-
1992EUN	1	2=	3	3	-	1	2	1
Totals	4	10+2=	11	12	8	6	8	6

Medallists:

Men		
BLR	Vitaliy Alisevich	HT: 1986-1
RUS	Dmitriy Bartenyev	200m: 1988-3
RUS	Aleksandr Belikov	400mH: 1990-3
EUN/UKR	Yuriy Belonog	SP: 1992-1
RUS	Andrey Budykin	HT: 1990-3
BLR	Viktor Bulat	SP: 1990-1
UKR	Sergey Bykov	TJ: 1990-1
UKR	Andrey Debelyi	HT: 1990-1
RUS	Aleksandr Goremykin	200m: 1990-1; 4x100mR: 1990-2
EUN/UKR	Vadim Grabovoy	HT: 1992-1
UKR	Konstantin Gromadskiy	4x100mR: 1990-2
RUS	Andrey Grudinin	PV: 1988-3
BLR	Valeriy Gubkin	HT: 1986-2
BLR	Eduard Hämäläinen	Dec: 1988-3
LAT	Sergejs Insakovs	4x100mR: 1990-2
RUS	Yuriy Ivanov	SP: 1990-3
BLR	Vasiliy Kaptyukh	DT: 1986-3
BLR	Mikhail Khmel'nitsky	10,000mW: 1988-3
UKR	Aleksandr Klimenko	SP: 1988-1
BLR	Aleksandr Klimov	SP: 1988-3
UKR	Vadim Kolesnik	HT: 1988-1
RUS	Dmitriy Kurkulin	PV: 1990-2
LAT	Aleksey Lukashenko	SP: 1986-1
RUS	Vyacheslav Lykho	SP: 1986-2
RUS	Ilya Markov	10,000mW: 1990-1
RUS	Vladimir Melikhov	TJ: 1988-1
UKR	Yuriy Nesteryets	DT: 1988-3
RUS	Vladimir Ovchinnikov	JT: 1988-1

RUS	Igor Parygin	TJ: 1986-1
EUN/RUS	Yevgeniy Pechonkin	110mH: 1992-1
EUN/UKR	Igor Pintusevich-Babichev	110mH: 1992-3
RUS	Oleg Polyushik	HT: 1988-2
KAZ	Igor Potapovich	PV: 1986-1
BLR	Vladimir Sasimovich	JT: 1986-1
RUS	Vitaliy Semyonov	4x100mR: 1990-2
RUS	Mikhail Shchennikov	10,000mW: 1986-1
UKR	Aleksandr Shlychkov	100m: 1988-3
BLR	Andriy Sudnik	800m: 1986-3
RUS	Maksim Tarasov	PV: 1988-2
EUN/RUS	Andrey Yevgenyev	HT: 1992-3
MDA	Vadim Zadoynov	400mH: 1988-3
RUS	Nikolay Zajats	Dec: 1986-3
Women		
RUS	Olga Burkanova	4x400mR: 1988-3
RUS	Tatyana Chebykina	4x400mR: 1986-3
EUN/MDA	Ina Gliznuta	HJ: 1992-2=
EUN/UKR	Yelena Govorova	TJ: 1992-3
BLR	Zhanna Gurbanova	100mH: 1988-3
EUN/RUS	Olga Ilyina	SP: 1992-3
EST	Anu Kaljurand	LJ: 1986-2, 1988-2
RUS	Natalya Kaptuykh	DT: 1990-1
RUS	Marina Khripankova	4x400mR: 1986-3
EUN/RUS	Svetlana Laukhova	100mH: 1992-3
RUS	Svetlana Lavrova	HJ: 1990-1
BLR	Svetlana Lukashevich	400mH: 1986-3; 4x400mR: 1986-3
UKR	Viktoria Miloserdova	4x400mR: 1988-3
UKR	Olga Moroz	400m: 1988-3; 4x400mR: 1988-3
UKR	Tatyana Movchan	4x400mR: 1988-3
RUS	Olga Nazarkina	10,000m: 1988-2
RUS	Yelena Obukhova	HJ: 1986-3
RUS	Oksana Ovchinnikova	JT: 1990-2
RUS	Olga Pesnopevtseva	400m: 1986-2; 4x400mR: 1986-3
RUS	Yelena Petushkova	Hep: 1988-2
RUS	Ella Polyakova	SP: 1988-3
EUN/BLR	Natalya Sazanovich	Hep: 1992-1
RUS	Tatyana Shchastnaya	5000mW: 1990-2
UKR	Marina Shcherbina	Hep: 1986-2
RUS	Tatyana Ter-Mesrobyan	LJ: 1986-3
BLR	Nelli Voronkova	400mH: 1990-1
RUS	Yelena Yelesina	HJ: 1988-2
EUN/KAZ	Svetlana Zalevskaya	HJ: 1992-2=
RUS	Natalya Zykova	5000mW: 1986-2

URU / Uruguay

Years Competed: 1986 / 1992 / 1994 / 1996 / 1998 / 2000 / 2002 / 2004 / 2006 / 2008 / 2010 / 2012 / 2014 / 2016 / 2018

Placing Table:

Men	Gold	Silver	Bronze	4th	5th	6th	7th	8th
2004	-	-	-	-	1	-	-	-
Totals	-	-	-	-	1	-	-	-

Highest Placings:

Men	Andrés Silva	Dec: 2004-5
Women	Ana María Núñez	400mH: 1986-8s1

USA / United States

Years Competed: 1986 / 1988 / 1990 / 1992 / 1994 / 1996 / 1998 / 2000 / 2002 / 2004 / 2006 / 2008 / 2010 / 2012 / 2014 / 2016 / 2018

Placing Tables:

Overall	Gold	Silver	Bronze	4th	5th	6th	7th	8th
1986	5	5	2	2	2	3	2	2
1988	5	5	2	5+1=	2	2	-	2
1990	4	2	3	3	3	2	2	1
1992	4	3	2	1	2	1	2	1
1994	5	8	3+1=	-	3	1	4	2
1996	6	4	2	4	2	3	1	1
1998	2	7	4	2	3	5	2	3
2000	-	-	1	1	2	-	1+1=	1
2002	9	5	7	3+1=	4	-	1	1
2004	13	3	3	1	2	1	2	3
2006	4	5	2	1	4	1	1	4
2008	11	4	2	3	2	4	3+1=	2+1=
2010	6	6	3	5	6	5	3+3=	2
2012	9	4	6+1=	3	2	5	3	3
2014	11	5	5	4	2	5	3	4
2016	12	6	4	2	6+1=	1	5	4
2018	3	8	6+1=	-	1	5	5+1=	2
Totals	109	80	57+3=	40+2=	48+1=	44	40+6=	38+1=

Men	Gold	Silver	Bronze	4th	5th	6th	7th	8th
1986	3	3	-	-	1	2	1	2
1988	5	3	1	3+1=	2	-	-	1
1990	4	1	2	1	2	1	1	1
1992	4	2	2	-	1	1	-	1
1994	3	4	2	-	3	-	2	2
1996	4	1	2	1	1	2	1	-
1998	-	4	2	2	3	4	1	1
2000	-	-	1	-	2	-	1=	-
2002	5	3	4	1+1=	2	-	-	1
2004	6	2	1	-	-	-	2	2
2006	2	3	-	1	1	1	-	2
2008	6	3	2	1	-	2	1+1=	2
2010	3	3	3	2	3	2	1+1=	1
2012	4	3	2+1=	1	-	1	1	1
2014	4	1	2	2	-	3	1	4
2016	7	4	1	-	1	1	2	2
2018	1	5	2+1=	-	1	3	2	1
Totals	61	45	29+2=	15+2=	23	23	16+3=	24

Women	Gold	Silver	Bronze	4th	5th	6th	7th	8th
1986	2	2	2	2	1	1	1	-
1988	-	2	1	2	-	2	-	1
1990	-	1	1	2	1	1	1	-
1992	-	1	-	1	1	-	2	-
1994	2	4	1+1=	-	-	1	2	-
1996	2	3	-	3	1	1	-	1
1998	2	3	2	-	-	1	1	2
2000	-	-	-	1	-	-	1	1
2002	4	2	3	2	2	-	1	-
2004	7	1	2	1	2	1	-	1
2006	2	2	2	-	3	-	1	2
2008	5	1	-	2	2	2	2	1=
2010	3	3	-	3	3	3	2+2=	1
2012	5	1	4	2	2	4	2	2
2014	7	4	3	2	2	2	2	-
2016	5	2	3	2	5+1=	-	3	2
2018	2	3	4	-	-	2	3+1=	1
Totals	48	35	28+1=	25	25+1=	21	24+3=	14+1=

Medallists:

Men	Champion Allison	4x400mR: 2016-1
	Jeshua Anderson	400mH: 2008-1; 4x400mR: 2008-1
	Joseph Anderson	4x100mR: 2018-1 (ran ht)
	Robby Andrews	800m: 2010-3
	Lawrence Armstrong	4x100mR: 1996-1
	Aldrich Bailey	400m: 2012-3=; 4x100mR: 2012-1; 4x400mR: 2012-1

Ryan Bailey	4x400mR: 2008-1 (ran ht)	Russell Frye	200m: 1998-3; 4x100mR: 1998-2
Kevin Baker	4x400mR: 1998-2	Eric Futch	400mH: 2012-1; 4x400mR: 2012-1 (ran ht)
Antone Belt	LJ: 2006-2	Elija Godwin	4x400mR: 2018-2
Dion Bentley	LJ: 1990-2	Marquise Goodwin	LJ: 2008-1; 4x100mR: 2008-1
Tony Berrian	4x400mR: 1998-2	Michael Granger	4x100mR: 2010-1
Michael Berry	4x400mR: 2010-1	Arman Hall	400m: 2012-2; 4x100mR: 2012-1 (ran ht); 4x400mR: 2012-1
Matthew Boling	4x400mR: 2018-2 (ran ht)	Eric Harris	4x100mR: 2010-1
Marcus Boyd	400m: 2008-1; 4x400mR: 2008-1	Odell Harris	4x100mR: 2006-2 (ran ht)
Marvin Bracy	4x100mR: 2010-1 (ran ht)	Reggie Harris	4x100mR: 1990-1; 4x400mR: 1990-1
Zachery Bradford	PV: 2018-2	Bryan Harrison	200m: 1996-3
Oliver Bradwell	4x100mR: 2010-1	Eric Harrison	100m: 2018-3; 200m: 2018- 3; 4x100mR: 2018-1
Kevin Braunskill	200m: 1988-1; 4x100mR: 1988-1	Juvaughn Harrison	HJ: 2018-3=
Rodney Bridges	100m: 1990-3; 4x100mR: 1990-1	Tyrell Harrison	4x400mR: 1994-1 (ran ht)
Trayvon Bromell	100m: 2014-2; 4x100mR: 2014-1	Jared Hayes	4x100mR: 2018-1 (ran ht)
Steve Brown	110mH: 1988-2	Walter Henning	HT: 2008-1
Tyler Brown	4x400mR: 2014-1	Blake Heriot	4x400mR: 2010-1 (ran ht)
Cameron Burrell	4x100mR: 2012-1 (ran ht)	Antwon Hicks	110mH: 2002-1
Clifton Campbell	4x400mR: 1986-1	Tyreek Hill	200m: 2012-3; 4x100mR: 2012-1
Milton Campbell	4x400mR: 1994-1	Keith Hinnant	4x400mR: 2004-1 (ran ht)
Darius Carbin	HJ: 2016-2	Tim Holmes	400mH: 2014-3
Jesse Carr	4x400mR: 1988-1	Willie Hordge	100m: 2002-3; 4x100mR: 2002-1
Ralph Carrington	4x400mR: 1988-1	Joeal Hotchkins	4x100mR: 2010-1 (ran ht)
Chris Carter	400mH: 2006-1; 4x400mR: 2006-1	Bershawn Jackson	400mH: 2002-3; 4x400mR: 2002-1 (ran ht)
Clois Carter	4x400mR: 1986-1 (ran ht)	Terry Jerrigan	4x100mR: 2014-1 (ran ht)
Kelly Carter	400mH: 1988-1	Amar Johnson	100m: 1998-2; 4x100mR: 1998-2
Andre Cason	100m: 1988-1; 4x100mR: 1988-1	Brandon Johnson	400mH: 2004-2; 4x400mR: 2004-1
Neil Chance	LJ: 1992-1	Curtis Johnson	4x100mR: 1992-2
Michael Cherry	4x400mR: 2014-1	Desmond Johnson	4x400mR: 1994-1, 1996-1
Ramon Clay	400m: 1994-2; 4x400mR: 1994-1	Pat Johnson	4x100mR: 1994-2
Kerron Clement	400mH: 2004-1; 4x400mR: 2004-1	Toya Jones	4x100mR: 1994-2
Lenard Cobb	TJ: 1994-2	Stanley Kerr	100m: 1986-2; 200m: 1986-1
Ari Cogdell	4x400mR: 2016-1	Kamy Keshmiri	DT: 1988-2
Ashton Collins	4x100mR: 2002-1; 4x400mR: 2002-1	Trell Kimmons	4x100mR: 2004-1
Casey Combest	4x100mR: 1998-2	Marcus Krah	110mH: 2016-1
Hollis Conway	HJ: 1986-2	Austin Kratz	4x100mR: 2018-1
Kevin Craddock	110mH: 2004-3	Amere Lattin	110mH: 2016-2; 4x100mR: 2016-1 (ran ht)
Omar Craddock	TJ: 2010-3	Jarrion Lawson	LJ: 2012-3
Jason Craig	4x400mR: 2004-1	Rodney Lockhart	4x400mR: 2006-1 (ran ht)
Rocky Danners	PV: 2000-3	Wil London	400m: 2016-2; 4x400mR: 2016-1
Jerome Davis	400m: 1996-2; 4x100mR: 1996-1; 4x400mR: 1996-1	Casimir Loxsom	800m: 2010-2
Braheme Days	SP: 2014-3	Josephus Lyles	4x400mR: 2014-1
Arthur Delaney	4x100mR: 2012-1	Noah Lyles	100m: 2016-1; 4x100mR: 2016-1
Reginald Depass	4x400mR: 1998-2 (ran ht)	Milton Mallard	4x100mR: 1992-2; 4x400mR: 1992-1
Dudley Dorival	110mH: 1994-2	Casey Malone	DT: 1996-1
Quincy Downing	4x400mR: 2012-1	Josh Mance	4x400mR: 2010-1
Johnny Dutch	400mH: 2008-2	Andra Manson	HJ: 2002-1
Joshua Edmonds	4x400mR: 2010-1 (ran ht)	Robin Martin	4x400mR: 1996-1
Elbert Ellis	110mH: 1988-3	Tony McCall	100m: 1992-3; 4x100mR: 1992-2
Aaron Ernest	100m: 2012-2; 200m: 2012- 2; 4x100mR: 2012-1	Conor McCullough	HT: 2008-2, 2010-1
Wes Felix	200m: 2002-3; 4x100mR: 2002-1	Dashaun McCullough	4x100mR: 1998-2
Kenneth Ferguson	400mH: 2002-2; 4x400mR: 2002-1	Gordon McKenzie	4x100mR: 2006-2
Trey Fields	4x400mR: 2018-2	Taylor McLaughlin	400mH: 2016-2
Derrick Florence	100m: 1986-1; 200m: 1986-2	Aries Merritt	110mH: 2004-1
Jonathan Fortenberry	400m: 2002-2; 4x400mR: 2002-1		
Trentavis Friday	200m: 2014-1; 4x100mR: 2014-1		

LaShawn Merritt	400m: 2004-1; 4x100mR: 2004-1; 4x400mR: 2004-1	Deakin Volz	PV: 2016-1
Bryan Miller	4x400mR: 2008-1	Percy Waddle	4x400mR: 1986-1
Jalen Miller	4x100mR: 2014-1	Terrence Warren	4x100mR: 1988-1
Derek Mills	4x400mR: 1990-1	Quincy Watts	4x100mR: 1988-1
Brian Milne	DT: 1992-1	Evander Wells	4x100mR: 2006-2
Deon Minor	400m: 1992-1; 4x400mR: 1992-1	Michael Wells	4x100mR: 2014-1 (ran ht)
Hakim Montgomery	4x100mR: 2016-1	Tony Wheeler	200m: 1994-1; 4x100mR: 1994-2; 4x400mR: 1994-1
Kahmari Montgomery	4x400mR: 2016-1	O'Neal Wilder	400m: 2008-3; 4x400mR: 2008-1
Obea Moore	400m: 1996-1; 4x100mR: 1996-1; 4x400mR: 1996-1	Terrell Wilks	100m: 2008-3; 4x100mR: 2008-1
Ricky Morgan	4x400mR: 2014-1	Ivory Williams	100m: 2004-1; 4x100mR: 2002-1, 2004-1
Brandon Myers	4x100mR: 2006-2	Jerome Williams	4x400mR: 1988-1
Chris Nelloms	400m: 1990-1; 4x100mR: 1990-1; 4x400mR: 1988-1, 1990-1	Kendal Williams	100m: 2014-1; 4x100mR: 2014-1
Bryshon Nellum	4x400mR: 2006-1	Micah Williams	4x100mR: 2018-1
Adam Nelson	SP: 1994-1	Umajesty Williams	4x400mR: 2018-2 (ran ht)
Regan Nichols	4x400mR: 1992-1	Vince Williams	4x100mR: 1996-1
Gunnar Nixon	Dec: 2012-1	Darold Williamson	400m: 2002-1; 4x400mR: 2002-1
Errol Nolan	400m: 2010-3; 4x400mR: 2010-1	Gregory Yeldell	TJ: 1998-3
Michael Norman	200m: 2016-1; 4x100mR: 2016-1	Amy Acuff	HJ: 1994-3=
Booker Nunley	110mH: 2008-2	Erica Alexander	4x400mR: 2008-1
Deworski Odom	100m: 1994-3; 4x100mR: 1994-2	Ronetta Alexander	100mH: 2004-1
Chidi Okezie	4x400mR: 2012-1	Valarie Allman	DT: 2014-2
Justin Oliver	400m: 2006-2; 4x400mR: 2006-1	Alexandria Anderson	4x100mR: 2006-1; 4x400mR: 2004-1
Demi Omole	100m: 2004-2; 4x100mR: 2004-1	Andrea Anderson	100m: 1996-2; 4x100mR: 1996-1
Bronson Osborn	SP: 2016-1	Shae Anderson	4x400mR: 2018-1
George Page	4x100mR: 1992-2	Christina Aragon	1500m: 2016-3
Miles Parish	4x400mR: 2014-1 (ran ht)	Lakeisha Backus	200m: 1994-2
Sharif Paxton	110mH: 1998-2	Kendall Baisden	400m: 2014-1; 4x400mR: 2012-1, 2014-1
Tzuriel Pedigo	JT: 2018-2	Dana Baker	JT: 2018-3
Darius Pemberton	110mH: 1994-3	Olivia Baker	400m: 2014-3; 4x400mR: 2014-1
Willie Perry	4x100mR: 2006-2	Jasmine Baldwin	100m: 2004-2; 4x100mR: 2004-1
Andrew Pierce	4x400mR: 1998-2	Kaila Barber	400mH: 2012-3
Adrian Piperi	SP: 2016-3, 2018-2	Mikele Barber	4x400mR: 1998-3
William Porter	400mH: 1992-3; 4x400mR: 1992-1	Aaliyah Barnes	4x400mR: 2014-1 (ran ht)
Trevell Quinley	LJ: 2002-3	Joyce Bates	100mH: 1996-1
Nicholas Ramey	4x400mR: 2018-2	Jessica Beard	400m: 2008-2; 4x400mR: 2006-1, 2008-1
Anthony Ramirez	4x400mR: 2004-1 (ran ht)	Taylor Bennett	4x100mR: 2016-1
William Reed	4x400mR: 1986-1	Evonne Britton	400mH: 2010-2
Chip Rish	4x400mR: 1986-1	Juanita Broaddus	4x100mR: 2004-1
Justin Robinson	4x400mR: 2018-2	Michelle Brown	4x400mR: 1994-1
Antonio Sales	4x100mR: 2008-1	Dezerea Bryant	200m: 2012-3; 4x100mR: 2010-1, 2012-1
Dante Sales	4x100mR: 2008-1	Aspen Burkett	100m: 1994-2
Marvin Samuels	4x400mR: 1990-1	Angela Burnham	4x100mR: 1988-3, 1990-3
Anthony Schwartz	100m: 2018-2; 4x100mR: 2018-1	Porche Byrd	4x400mR: 2008-1 (ran ht)
Sean Shields	SP: 2002-2	Mary Cain	3000m: 2014-1
Charles Silmon	100m: 2010-2; 4x100mR: 2010-1	Michelle Carter	SP: 2004-1
Calvin Smith	4x400mR: 2006-1 (ran ht)	Anna Cockrell	400mH: 2016-1; 4x400mR: 2016-1
David Smith	HJ: 2010-2	LaTasha Colander	100mH: 1994-2
James Stallworth	200m: 1990-3; LJ: 1990-1; 4x100mR: 1990-1	Ashley Collier	4x100mR: 2010-1
Mike Stulce	SP: 1988-2	Myra Combs	4x100mR: 1998-1; 4x400mR: 1998-3
Quentin Summers	4x400mR: 2006-1	Crystal Cox	4x400mR: 1998-3 (ran ht)
Brian Swarn	4x400mR: 1998-2	Brandi Cross	4x400mR: 2006-1
Angelo Taylor	400mH: 1996-3	Teahna Daniels	4x100mR: 2014-1
Brandon Taylor	4x100mR: 2016-1	Tanya Davis	100mH: 1986-3
Christian Taylor	4x400mR: 2008-1 (ran ht)	Tara Davis	LJ: 2018-3
Robert Thomas	LJ: 1992-2	Kali Davis-White	4x100mR: 2012-1 (ran ht)
David Verburg	4x400mR: 2010-1		

Women

Sharon Day	HJ: 2004-3	Maicel Malone	100m: 1986-3; 400m: 1988-2; 4x100mR: 1986-1
Keisha Demas	4x400mR: 1988-2	Taylor Manson	400m: 2018-3; 4x400mR: 2018-1
Lashinda Demus	400mH: 2002-1; 4x400mR: 2002-1	Jada Martin	4x100mR: 2014-1
Diamond Dixon	4x400mR: 2010-1	Symone Mason	4x400mR: 2018-1
Tasha Downing	4x400mR: 1986-1	Gabby Mayo	100m: 2006-2; 4x100mR: 2006-1
Olivia Ekpone	200m: 2012-2; 4x400mR: 2012-1	Jowanna McMullen	4x400mR: 1994-1
Sanura Eley-O'Reilly	4x400mR: 2010-1 (ran ht)	Aaliyah Miller	800m: 2016-2
Zundra Feagin	200m: 1990-2; 4x100mR: 1990-3, 1992-2	Jade Miller	400mH: 2014-3
Allyson Felix	4x100mR: 2002-2 (ran ht)	Arria Minor	4x400mR: 2018-1 (ran ht)
Jan'Taijah Ford	4x400mR: 2018-1 (ran ht)	Briana Nelson	4x400mR: 2010-1 (ran ht)
Desiree Freier	PV: 2014-2	Rebekah Noble	800m: 2006-3
Regina George	4x400mR: 2010-1	Tiffany Ofili	100mH: 2006-3
Laura Gerraughty	SP: 2002-3	Elizabeth Olear	4x100mR: 2006-1
Gabrielle Glenn	4x100mR: 2008-1	Ashley Owens	100m: 2004-1; 4x100mR: 2004-1
Maureen Griffin	HT: 1998-3	Lesia Parker	4x100mR: 1992-2
Carlette Guidry	4x100mR: 1986-1	Erin Pendleton	DT: 2010-2
Dior Hall	100mH: 2014-2	Nanceen Perry	4x100mR: 1996-1
Christina Hardeman	4x400mR: 2002-1	Takeia Pinckney	100m: 2010-2; 4x100mR: 2010-1
Gisele Harris	4x400mR: 1986-1	Kiara Porter	4x400mR: 2012-1 (ran ht)
Kaylor Harris	4x100mR: 2016-1	Suzy Powell	DT: 1994-3
Yvonne Harrison	4x400mR: 1994-1 (ran ht)	Tisha Prather	4x100mR: 1990-3
Natasha Hastings	400m: 2004-1; 4x400mR: 2004-1	Kandice Princhett	4x400mR: 1986-1
Monique Henderson	400m: 2002-1; 4x400mR: 2002-1	Suziann Reid	400m: 1996-2
Monique Hennagan	400m: 1994-2; 4x400mR: 1994-1	Robin Reynolds	4x400mR: 2012-1 (ran ht)
Candace Hill	100m: 2016-1; 4x100mR: 2016-1	Sanya Richards	200m: 2002-3; 400m: 2002-2; 4x400mR: 2002-1 (ran ht)
Frenchie Holmes	4x100mR: 1988-3;	Syaira Richardson	4x400mR: 2016-1 (ran ht)
	4x400mR: 1988-2 (ran ht)	Kellie Roberts	400mH: 1986-2
Marshevet Hooker	100m: 2002-3; 4x100mR: 2002-2	Teona Rodgers	100mH: 2008-1
Erin Humphrey	4x400mR: 2006-1 (ran ht)	Laura Roesler	4x400mR: 2010-1
Lynna Irby	400m: 2016-2; 4x100mR: 2016-1 (ran ht); 4x400mR: 2016-1	Tiffany Ross	4x400mR: 2002-1
Takecia Jameson	400mH: 2008-1; 4x400mR: 2008-1	Erika Rucker	400m: 2012-3; 4x400mR: 2012-1
Nakiya Johnson	400m: 1998-2; 4x400mR: 1998-3	Stephanie Saleem	4x400mR: 1988-2
Cortney Jones	100mH: 2018-3	Shayla Sanders	4x100mR: 2012-1
Esther Jones	4x100mR: 1988-3	Raven Saunders	SP: 2014-2
Marion Jones	4x100mR: 1992-2	Cicely Scott	4x400mR: 1994-1
Shakedia Jones	100m: 1998-1; 200m: 1998-2; 4x100mR: 1998-1	Caryl Smith	100m: 1986-2; 4x100mR: 1986-1
Tia Jones	100mH: 2016-3, 2018-1; 4x100mR: 2016-1	Stacey-Ann Smith	4x400mR: 2010-1
Benita Kelley	4x100mR: 1992-2	Stephanie Smith	4x400mR: 2004-1
Sabrina Kelly	100m: 1994-1	Teri Smith	4x400mR: 1988-2
Stormy Kendrick	200m: 2010-1; 4x100mR: 2010-1	Morgan Snow	100mH: 2012-1; 4x100mR: 2012-1
Ashlee Kidd	400m: 2004-3; 4x400mR: 2004-1	Keyon Soley	4x100mR: 1998-1
Deonna Lawrence	4x400mR: 2004-1 (ran ht)	Shalonda Solomon	200m: 2004-1; 4x100mR: 2002-2, 2004-1
Nicole Leach	400mH: 2006-2; 4x400mR: 2004-1 (ran ht), 2006-1	Ashley Spencer	400m: 2012-1; 4x400mR: 2012-1
Denise Liles	4x100mR: 1986-1	Seilala Sua	DT: 1996-2
Shamier Little	400mH: 2014-1; 4x400mR: 2014-1	Jeneba Tarmoh	100m: 2008-1; 4x100mR: 2006-1, 2008-1
Kendra Mackey	4x100mR: 1988-3;	Monifa Taylor	4x100mR: 1990-3
	4x400mR: 1988-2	Twanisha Terry	100m: 2018-2
Jennifer Madu	4x100mR: 2012-1	Tiffany Townsend	4x100mR: 2008-1
Julia Madubiike	4x400mR: 2018-1	Cleo Tyson	4x100mR: 2004-1 (ran ht)
Shayla Mahan	4x100mR: 2008-1	Shelbi Vaughan	DT: 2012-3
Felecia Majors	4x400mR: 2014-1 (ran ht)	Janeene Vickers	4x400mR: 1986-1
		Hannah Waller	4x400mR: 2016-1 (ran ht)
		Ariana Washington	4x100mR: 2014-1
		Demetria Washington	4x400mR: 1998-3
		Sammy Watson	800m: 2016-1; 4x400mR: 2016-1
		Ky Westbrook	4x100mR: 2014-1 (ran ht)
		Lakeesha White	4x100mR: 1996-1

Kaylin Whitney	100m: 2014-3; 200m: 2014-1; 4x100mR: 2014-1
Lanie Whittaker	4x400mR: 2008-1
Angela Williams	100m: 1998-2; 4x100mR: 1998-1
Ashlee Williams	4x100mR: 2002-2
Kendell Williams	100mH: 2014-1
Lauren Williams	200m: 2018-2
Lauryn Williams	100m: 2002-1; 4x100mR: 2002-2
Sa'de Williams	4x400mR: 2006-1
Ajee Wilson	800m: 2012-1
Alyssa Wilson	SP: 2016-3; HT: 2018-2
Kenyanna Wilson	4x100mR: 2006-1 (ran ht)
Shakima Wimbley	4x400mR: 2014-1
Karrington Winters	4x400mR: 2016-1
Miesha Withers	4x100mR: 1998-1 (ran ht)
Jerna Wright	4x100mR: 1996-1
Juliana Yendork	4x100mR: 1990-3 (ran ht)
Jessica Young	4x400mR: 2006-1 (ran ht)

UZB / Uzbekistan

Years Competed: 1994 / 1996 / 1998 / 2000 / 2002 / 2004 / 2006 / 2008 / 2010 / 2012 / 2014 / 2016

Placing Tables:

Overall	Gold	Silver	Bronze	4th	5th	6th	7th	8th
1994	-	-	-	1	-	-	-	-
1996	1	-	-	-	-	-	-	-
2002	1	-	-	-	-	-	-	-
2006	1	-	-	-	-	-	-	-
2008	-	-	-	-	-	1	-	-
2010	-	-	-	1	-	-	-	-
2012	-	-	1	-	-	-	-	-
Totals	3	-	1	2	-	1	-	-

Men	Gold	Silver	Bronze	4th	5th	6th	7th	8th
1994	-	-	-	1	-	-	-	-
1996	1	-	-	-	-	-	-	-
2002	1	-	-	-	-	-	-	-
2008	-	-	-	-	-	1	-	-
2012	-	-	1	-	-	-	-	-
Totals	2	-	1	1	-	1	-	-

Women	Gold	Silver	Bronze	4th	5th	6th	7th	8th
2006	1	-	-	-	-	-	-	-
2010	-	-	-	1	-	-	-	-
Totals	1	-	-	1	-	-	-	-

Medallists:

Men	Leonid Andreyev	Dec: 2002-1
	Sukhrob Khodzhayev	HT: 2012-3
	Sergey Voynov	JT: 1996-1
Women	Svetlana Radzivil	HJ: 2006-1

VAN / Vanuatu

Years Competed: 1986 / 1988 / 1996 / 1998 / 2006 / 2008 / 2010 / 2012 / 2014 / 2016 / 2018

Highest Placings:

Men	Reece Kalsakau	100m: 1988-7h4; 200m: 1986-7h1
	Jerry Lauto	800m: 2010-7h1
	Dicki-Terry Mael	200m: 2016-7h2
	Emile Nisap	100m: 2008-7h5
Women	No competitors	

VEN / Venezuela

Years Competed: 1986 / 1990 / 1992 / 1998 / 2000 / 2002 / 2004 / 2006 / 2008 / 2010 / 2012 / 2014 / 2016 / 2018 / 2021

Placing Tables:

Overall	Gold	Silver	Bronze	4th	5th	6th	7th	8th
1986	-	-	-	-	-	-	1	-
1990	-	-	-	-	1	-	-	1
2000	-	-	-	1	1	1	1	1
2002	-	-	-	-	-	1	-	-
2014	-	-	-	-	1	-	-	1
2016	-	1	-	-	-	-	-	-
Totals	-	1	-	1	3	2	2	3

Men	Gold	Silver	Bronze	4th	5th	6th	7th	8th
1986	-	-	-	-	-	-	1	-
1990	-	-	-	-	1	-	-	1
2000	-	-	-	1	1	1	1	1
Totals	-	-	-	1	2	1	2	2

Women	Gold	Silver	Bronze	4th	5th	6th	7th	8th
2002	-	-	-	-	-	1	-	-
2014	-	-	-	-	1	-	-	1
2016	-	1	-	-	-	-	-	-
Totals	-	1	-	-	1	1	-	1

Medallists or Highest Placings:

Men	Víctor Castillo	LJ: 2000-4
Women	Robeilys Peinado	PV: 2016-2

VIE / Vietnam

Years Competed: 1998 / 2012 / 2018

Highest Placings:

Men	Nguyen Trung Cuong	3000mSC: 2018-10
Women	Huynh Thi My Tien	100mH: 2018-6h1

VIN / Saint Vincent and the Grenadines

Years Competed: 1986 / 1988 / 1992 / 1994 / 1998 / 2002 / 2004 / 2006 / 2008 / 2010 / 2012 / 2014 / 2021

Highest Placings:

Men	Handal Roban	800m: 2021-5s1
Women	Kineke Alexander	400m: 2004-7s1

YEM / Yemen

Years Competed: 1986 / 1990 / 1994 / 1996 / 1998 / 2002 / 2004 / 2006 / 2008 / 2012 / 2021

Incorporating PRY / Democratic People's Republic of Yemen & YAR / Yemen Arab Republic in 1986

Highest Placings:

Men	Abdullah Al-Yaari	800m: 2021-8s1
Women	No competitors	

YUG / Yugoslavia

Years Competed: 1986 / 1988 / 1990 / 1992 / 1994 / 1996 / 1998 / 2000 / 2002

As INT / International Team in 1992
Later SCG / Serbia & Montenegro (2004) then SRB / Serbia (2006-) and MNE / Montenegro (2006-)

Placing Tables:

Overall	Gold	Silver	Bronze	4th	5th	6th	7th	8th
1986	-	-	1	1	2	-	1	-
1988	-	1	-	1	1	1	-	1
1990	1	1	1	-	-	1	-	-
1992 ^{INT}	-	-	-	1	1	-	-	-
1996	-	1	-	-	1	1	-	-
1998	-	-	1	-	1	-	-	-
Totals	1	3	3	3	6	3	1	1

Men	Gold	Silver	Bronze	4th	5th	6th	7th	8th
1986	-	-	-	1	2	-	-	-
1988	-	-	-	1	-	-	-	1
1990	1	-	1	-	-	1	-	-
1996	-	-	-	-	-	1	-	-
1998	-	-	-	-	1	-	-	-
Totals	1	-	1	2	3	2	-	1

Women	Gold	Silver	Bronze	4th	5th	6th	7th	8th
1986	-	-	1	-	-	-	1	-
1988	-	1	-	-	1	1	-	-
1990	-	1	-	-	-	-	-	-
1992 ^{INT}	-	-	-	1	1	-	-	-
1996	-	1	-	-	1	-	-	-
1998	-	-	1	-	-	-	-	-
Totals	-	3	2	1	3	1	1	-

Medallists:

Men		
SRB	Dragutin Topić	HJ: 1990-1
SRB	Stevan Zorić	HJ: 1990-3
Women		
SRB	Olivera Jevtić	5000m: 1996-2
SLO	Marjana Lužar	400mH: 1990-2
SRB	Marija Martinović	TJ: 1998-3
SRB	Snežana Pajkić	1500m: 1986-3, 1988-2

ZAM / Zambia

Years Competed: 1986 / 1988 / 1990 / 1992 / 1994 / 1996 / 1998 / 2000 / 2002 / 2004 / 2006 / 2008 / 2010 / 2012 / 2014 / 2018 / 2021

Placing Tables:

Overall	Gold	Silver	Bronze	4th	5th	6th	7th	8th
1988	-	-	-	-	1	-	-	-
2000	-	-	-	1	-	-	-	-
2006	-	-	-	-	-	-	1	1
2008	-	-	-	1	1	-	-	-
2021	-	-	-	-	1	-	-	-
Totals	-	-	-	2	3	-	1	1

Men	Gold	Silver	Bronze	4th	5th	6th	7th	8th
1988	-	-	-	-	1	-	-	-
2000	-	-	-	1	-	-	-	-
2006	-	-	-	-	-	-	1	-
2008	-	-	-	-	1	-	-	-
2021	-	-	-	-	1	-	-	-
Totals	-	-	-	1	3	-	1	-

Women	Gold	Silver	Bronze	4th	5th	6th	7th	8th
2006	-	-	-	-	-	-	-	1
2008	-	-	-	1	-	-	-	-
Totals	-	-	-	1	-	-	-	1

Highest Placings:

Men	Obed Mutanya	5000m: 2000-4
Women	Racheal Nachula	400m: 2008-4

ZIM / Zimbabwe

Years Competed: 1986 / 1988 / 1990 / 1992 / 1994 / 1996 / 1998 / 2000 / 2002 / 2004 / 2006 / 2010 / 2012 / 2014 / 2018 / 2021

Placing Tables:


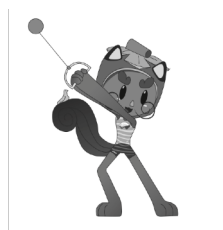


Overall	Gold	Silver	Bronze	4th	5th	6th	7th	8th
1988	-	-	1	-	-	-	-	1
1992	-	-	1	-	-	-	-	-
1998	-	-	-	-	-	-	-	1
2000	-	-	-	-	-	-	1	-
2002	-	-	-	1	-	-	-	-
Totals	-	-	2	1	-	-	1	2

Men	Gold	Silver	Bronze	4th	5th	6th	7th	8th
1988	-	-	1	-	-	-	-	1
1992	-	-	1	-	-	-	-	-
2000	-	-	-	-	-	-	1	-
2002	-	-	-	1	-	-	-	-
Totals	-	-	2	1	-	-	1	1

Women	Gold	Silver	Bronze	4th	5th	6th	7th	8th
1998	-	-	-	-	-	-	-	1
Totals	-	-	-	-	-	-	-	1

Medallists or Highest Placings:

Men	Melford Homela	800m: 1988-3
	Ndabezinhle Mdhlongwa	TJ: 1992-3
Women	Siphuluwazi Sibindi	5000m: 1998-8



SUMMARY – LEVELS OF SUCCESS

These lists summarise the biggest overall success by each country or team competing at the World Championships, along with the year they first reached that level

Level 1: At least one gold medal (77 teams)

ALG 1998, ANA 2021, ARG 2006, AUS 1986, AUT 2016, BAH 2008, BAR 2014, BEL 2018, BLR 1998, BOT 2012, BRA 1994, BRN 2014, BUL 1986, CAN 1996, CHI 2008, CHN 1986, COL 2012, CRO 2000, CUB 1986, CZE 2000, DOM 2012, ECU 1992, ESP 1986, EST 2006, ETH 1986, EUN 1992, FIN 1986, FRA 1990, FRG 1986, GBR 1986, GDR 1986, GER 1992, GRE 1998, GRN 2010, HUN 1988, INA 2018, IND 2016, IRI 2004, ISR 2021, ITA 1992, JAM 1990, JPN 1994, KEN 1986, KSA 2000, LAT 1998, LTU 2010, MAR 1998, MDA 2006, MEX 1988, MNE 2010, NAM 2021, NED 1992, NGR 1986, NOR 1994, NZL 2002, PER 1998, POL 1988, POR 1990, QAT 1996, ROU 1986, RSA 1994, RUS 1994, SLO 1994, SRB 2008, SUD 2008, SUI 1994, SVK 1998, SWE 1992, TKS 2012, TTO 1992, TUR 2000, UGA 1994, UKR 1994, URS 1986, USA 1986, UZB 1996, YUG 1990

Level 2: At least one silver medal, but no gold (19)

AHO 1998, ANT 2002, BDI 1992, DEN 2012, DJI 2014, EGY 2004, ERI 2012, GUY 2012, IRL 1994, KAZ 2002, KOR 1992, KUW 2002, MAW 2004, SEY 2012, SKN 2008, TAN 1986, TCH 1986, TUN 2004, VEN 2016

Level 3: At least one bronze medal, but no gold or silver (14)

AZE 2010, CAY 1990, CYP 2021, FIJ 1996, GHA 1994, GUA 2018, ISL 2010, ISV 2010, IVB 2016, KGZ 1998, LUX 2002, SCG 2004, TPE 1988, ZIM 1988

Level 4: At least one finalist or top eight placing, but no medal (39)

AIA 2014, ALB 1986, ARM 2014, BER 1986, BIH 2012, BOL 2002, CIV 1994, COD 1996, GEO 2004, HKG 2021, INT 1992, IRQ 2016, KOS 2021, LBR 2014, LCA 2002, MAD 2000, MLT 2021, MRI 1990, NCA 2008, OMA 2021, PAN 2008, PAR 1988, PUR 2012, RWA 2000, SAM 2010, SEN 1992, SOM 1986, SRI 2002, SSD 2021, STP 2018, SUR 2014, SYR 2006, THA 2008, TJK 2000, TKM 1998, UAE 2008, URU 2004, VIE 2018, ZAM 1988

Level 5: At least one semi-finalist, but no finalist (16)

BUR 2002, CMR 2002, CRC 2014, DMA 2004, GAM 1986, HAI 2018, LBN 2021, MAS 1992, MOZ 2014, PHI 2016, PLE 1998, PNG 2002, SGP 2008, SLE 1992, VIN 2004, YEM 2021

Level 6: No placing in first eight or any advancement from any preliminary round (59)

AFG 1986, AND 1988, ANG 1986, ART 2018, ARU 1988, ASA 1988, BAN 1986, BEN 1994, BHU 1998, BIZ 1986, BRU 2004, CAF 1990, CAM 1986, CGO 1986, CHA 1986, COK 1986, COM 1986, CPV 1994, ESA 1986, FSM 2000, GAB 1996, GBS 2006, GEQ 1994, GIB 1986, GUI 1986, GUM 1994, HON 1988, JOR 1994, KIR 2000, LAO 1996, LBA 2021, LES 1986, LIE 1986, MAC 2004, MDV 1988, MGL 1994, MHL 2006, MKD 1994, MLI 1994, MNT 1986, MON 1988, MTN 1986, MYA 1994, NEP 1986, NFI 1998, NIG 1994, NMI 1996, NRU 1986, PAK 1986, PLW 2000, PRY 1986, PYF 1996, SMR 1986, SOL 1996, SWZ 1986, TGA 1988, TOG 1986, VAN 1986, YAR 1986

SUMMARY – NUMBERS WINNING

This list shows by year the numbers of different countries winning golds and medals

Year	Golds	Medals
1986	15	27
1988	14	31
1990	17	30
1992	17	38
1994	22	39
1996	19	35
1998	23	40
2000	21	38
2002	22	37
2004	17	39
2006	21	44
2008	19	40
2010	24	43
2012	22	43
2014	21	40
2016	20	47
2018	25	43
2021	18*	35*

* Not including Russia, whose athletes competed as Authorised Neutrals in 2021 (as they also did in 2018, but won no medals that year), otherwise totals would be 19 / 36



**WORLD ATHLETICS
U20 CHAMPIONSHIPS
CALI 22**