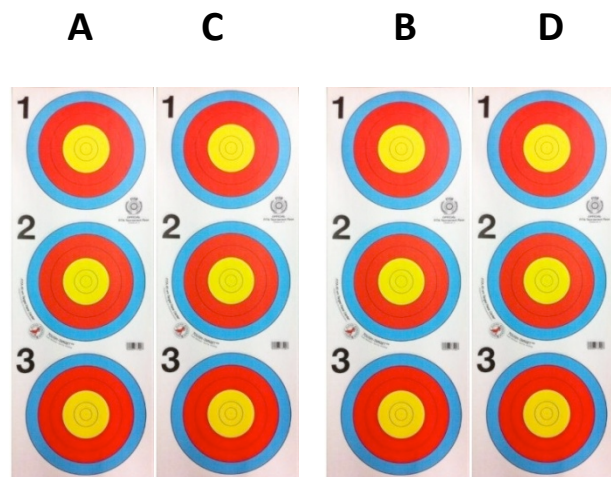


FITA INDOOR (2014) TARGET SET-UP OPTIONS

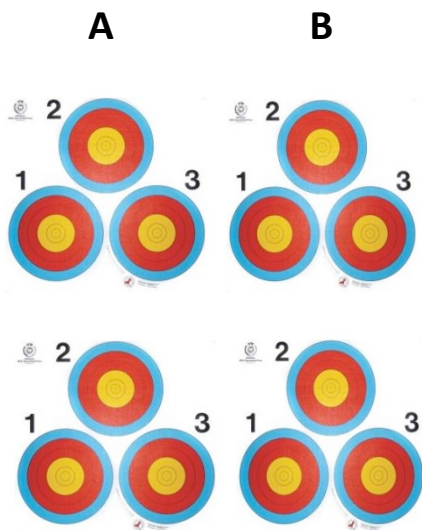
Depending on entry numbers and archers' preferences, organisers may need to use any of the following variations, each of which is 'legal' according to **World Archery's rules for a FITA 18m Indoor**. (See Images 12, 13 and 14 in the Appendices to World Archery Rules, Book 3, April 2014.)

Where possible, assign 4 archers to a target butt. Irrespective of the amount of space or number of competitors at the event, organisers must provide 'room for error' in that archers have to aim at the correct face.

Make sure the allocation of archers into the two flights, A-B; C-D is followed correctly.



C **D**



NOTE:

Irrespective of the numbers printed on the 3-spot faces, spots may be shot in any order.

On 3-spot faces, only one arrow is allowed per spot.

If more than 3 arrows (total) are shot, only the 3 lowest scores are recorded.

Additional arrow/s will be recorded as a 'M'.

Any arrows shot out of time cause the loss of the highest scoring arrow of the end.

C

D

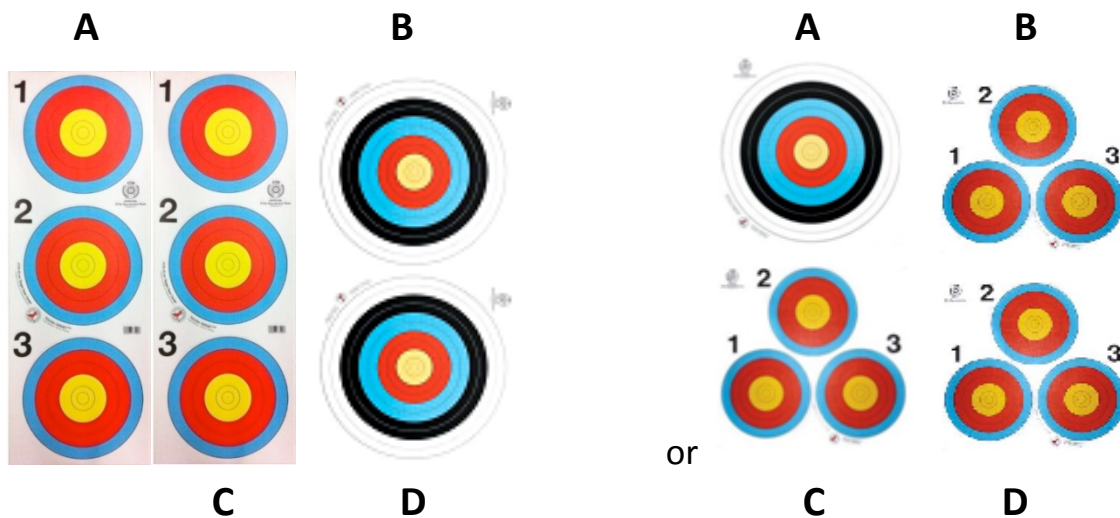
If 3 archers are allocated to a target, the set-up remains as for 4 archers. Target 'D' remains unused for the competition, as happens with 4 face set-up in field with 3 archers competing.

If, for some reason, only 2 archers are allocated to a target butt, they shoot as A and B and the lower 2 faces remain unshot throughout the event. However, the target butt should still have 4 faces affixed to it.

Other face configurations allowed, for 3 or 4 archers, are shown below (faces may also be affixed in the reverse order, swapping right to left).

It is not allowed to mix vertical with triangular 3-spot faces in the FITA Indoor. **Use one or the other.**

What IS also allowed for 3 or 4 archers in a FITA Indoor:



AUSTRALIAN INDOOR (2014) TARGET SET-UP OPTIONS

Archers are assigned to a target for this event and choose between themselves who shoots left or right and who will begin the shoot (**this year, the first round of 30 arrows**) on the bottom row, and place their own targets accordingly.

Archers A and B always aim at the **bottom** two target faces (Left and Right) and always shoot first.

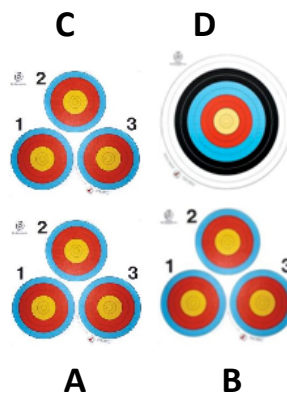
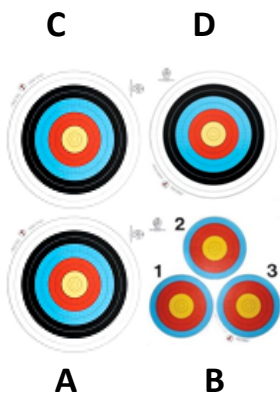

After the first round of 30 arrows has been shot, athletes will change their target faces from top to bottom and bottom to top. The archer whose face is now at the bottom will shoot first each end.

If there are 3 archers (A, B and C) allocated to a target butt, all 4 faces still need to be changed from top to bottom and bottom to top after the first round, with one face remaining unshot throughout.

If only 2 archers are allocated to a butt, the archers become C (top) and A (bottom) but still rotate their individual targets after the first round, leaving the B & D faces alone.

In the Australian Indoor, only single spot or triangular 3-spot (Vegas style) target faces are permitted. *(For set-up tolerances, see World Archery Rules, 2014, images 12 and 13, in Appendix to Book 3)*

What IS allowed for 3 or 4 archers in an Australian Indoor:



(NOTE: The variations showing mixed target types may also be placed on the butt in the reverse order of what is illustrated, left to right or top to bottom.)